


DRAFT

**LOGGERHEAD SEA TURTLE (*CARETTA CARETTA*)
2009 STATUS REVIEW
UNDER THE U.S. ENDANGERED SPECIES ACT**



LOGGERHEAD BIOLOGICAL REVIEW TEAM

Therese A. Conant, Peter H. Dutton, Tomoharu Eguchi, Sheryan P. Epperly,
Christina C. Fahy, Matthew H. Godfrey, Sandra L. MacPherson, Earl E. Possardt,
Barbara A. Schroeder, Jeffrey A. Seminoff, Melissa L. Snover,
Carrie M. Upite, and Blair E. Witherington

June 2009

TABLE OF CONTENTS

SECTION 1—INTRODUCTION AND BACKGROUND	1
1.1 ESA Overview	1
1.1.1. Purpose.....	1
1.1.2. Definitions.....	1
1.1.3. Listing.....	1
1.1.4. Distinct Population Segment.....	2
1.2. History of ESA Listing, Status Reviews, and Petitions.....	2
1.2.1. ESA Listing.....	2
1.2.2. ESA 5-year Reviews.....	2
1.2.3. Petitions.....	3
1.3. Approach to the Status Review.....	4
SECTION 2—SPECIES OVERVIEW	5
2.1. Taxonomy	5
2.2. Physical Appearance.....	5
2.3. Distribution and Habitat.....	6
2.4. Biological Characteristics.....	10
SECTION 3—DETERMINATION OF DPS	13
3.1. Overview of Information Used to Determine DPS.....	13
3.1.1. Discreteness Determination.....	14
3.1.2. Significance Determination.....	27
3.2. Significant Portion of its Range (SPOIR) Assessment.....	27
SECTION 4—ASSESSMENT OF EXTINCTION RISK	29
4.1. Description of Extinction Risk Assessment Approaches.....	29
4.2. Computation of Susceptibility to Quasi-extinction (SQE).....	29
4.2.1. Methods.....	29
4.2.2. Count Data.....	31
4.2.2.1. North Pacific Ocean DPS	31
4.2.2.2. South Pacific Ocean DPS.....	31
4.2.2.3. North Indian Ocean DPS.....	31
4.2.2.4. Southeast Indo-Pacific Ocean DPS.....	31
4.2.2.5. Southwest Indian Ocean DPS	31
4.2.2.6. Northwest Atlantic Ocean DPS.....	31
4.2.2.7. Northeast Atlantic Ocean DPS	32
4.2.2.8. Mediterranean Sea DPS	32
4.2.2.9. South Atlantic Ocean DPS	32
4.2.3. Results	32
4.3. Threat Matrix Analysis	33
4.3.1. General Modeling Approach	33
4.3.2. Survival Rates and Population Growth Rate for the Base Models	33
4.3.3. Quantifying Known Threats	35
4.3.4. Combining Additional Mortalities and the Base Matrix Model.....	38
4.4. Results.....	39
4.4.1. Results—Pristine Population Parameters	39
4.4.2. Results—Threat Matrix	39

4.4.2.1.	North Pacific Ocean DPS	40
4.4.2.2.	South Pacific Ocean DPS.....	40
4.4.2.3.	North Indian Ocean DPS.....	41
4.4.2.4.	Southeast Indo-Pacific Ocean DPS.....	41
4.4.2.5.	Southwest Indian Ocean DPS	41
4.4.2.6.	Northwest Atlantic Ocean DPS.....	42
4.4.2.7.	Northeast Atlantic Ocean DPS	42
4.4.2.8.	Mediterranean Sea DPS	43
4.4.2.9.	South Atlantic Ocean DPS	43
4.4.3.	DPS Status	44
4.5.	Synthesis.....	44
SECTION 5—FIVE FACTOR ANALYSIS UNDER ESA SECTION 4(a)(1)		87
5.1.	General Description of Threats	87
5.2.	Threats Specific to DPS	96
5.2.1.	North Pacific Ocean DPS	96
5.2.2.	South Pacific Ocean DPS.....	104
5.2.3.	North Indian Ocean DPS.....	108
5.2.4.	Southeast Indo-Pacific Ocean DPS.....	112
5.2.5.	Southwest Indian Ocean DPS	114
5.2.6.	Northwest Atlantic Ocean DPS.....	117
5.2.7.	Northeast Atlantic Ocean DPS	124
5.2.8.	Mediterranean Sea DPS	130
5.2.9.	South Atlantic Ocean DPS	142
SECTION 6—CONCLUSIONS—SYNTHESIS & INTEGRATION		147
6.1.	North Pacific Ocean DPS	147
6.2.	South Pacific Ocean DPS.....	147
6.3.	North Indian Ocean DPS.....	148
6.4.	Southeast Indo-Pacific Ocean DPS.....	148
6.5.	Southwest Indian Ocean DPS	149
6.6.	Northwest Atlantic Ocean DPS.....	150
6.7.	Northeast Atlantic Ocean DPS	150
6.8.	Mediterranean Sea DPS	151
6.9.	South Atlantic Ocean DPS	151
SECTION 7—REFERENCES		153

SECTION 1—INTRODUCTION AND BACKGROUND

1.1 ESA Overview

1.1.1. Purpose

The purpose of the Endangered Species Act of 1973, as amended (ESA) (16 U.S.C. 1531 *et seq.*) is to provide a means to conserve ecosystems upon which endangered and threatened species depend, to provide a program for the conservation of endangered and threatened species, and to take appropriate steps to recover endangered and threatened species. The National Marine Fisheries Service (NMFS) and U.S. Fish and Wildlife Service (FWS) share responsibility for administering the ESA. NMFS and FWS are responsible for determining whether species, subspecies, or distinct population segments of vertebrate species are threatened or endangered under the ESA. FWS typically has the lead for terrestrial and freshwater species, and NMFS typically has the lead for marine, estuarine, and anadromous species. NMFS and FWS share jurisdiction for recovering sea turtles – NMFS is responsible for sea turtles in their marine environment and FWS is responsible for sea turtles in their terrestrial habitat.

1.1.2. Definitions

Species: includes any subspecies of fish or wildlife or plants and any distinct population segment of any species of vertebrate fish or wildlife which interbreeds when mature.

Endangered Species: any species which is in danger of extinction throughout all or a significant portion of its range.

Threatened Species: any species which is likely to become an endangered species within the foreseeable future throughout all or a significant portion of its range.

1.1.3. Listing

Section 4 of the ESA specifies a process upon which a species may be determined to be listed as threatened or endangered with extinction, changed in status, or removed from the list. The determination is based solely on the best available scientific and commercial data after reviewing the status of the species and taking into account conservation efforts. Five listing factors (section 4(a)(1)(A)-(D)) form the basis for determining the listing status for any species:

- (A) the present or threatened, destruction, modification, or curtailment of its habitat or range;
- (B) overutilization for commercial, recreational, scientific, or educational purposes;
- (C) disease or predation;
- (D) the inadequacy of existing regulatory mechanisms; and
- (E) other natural or manmade factors affecting its continued existence.

NMFS and FWS can begin the review for listing determinations, or any interested person may petition for a listing determination under section 553(e) of U.S.C. title 5.

1.1.4. Distinct Population Segment

In 1996, NMFS and FWS published a policy to clarify the definition of distinct population segment (DPS) and to provide guidance on determining its listing status (FWS and NMFS 1996, 61 FR 4722). The policy defines a population to be a DPS if it is both **discrete** and **significant** relative to its taxon. A population may be considered discrete if it satisfies either one of the following conditions:

- a. It is markedly separated from other populations of the same taxon as a consequence of physical, physiological, ecological, or behavioral factors. Quantitative measures of genetic or morphological discontinuity may provide evidence of this separation.
- b. It is delimited by international governmental boundaries within which differences in control of exploitation, management of habitat, conservation status, or regulatory mechanisms exist that are significant in light of section 4(a)(1)(D) of the ESA.

If a population segment is considered discrete, NMFS and/or FWS must then consider whether the discrete segment is significant relative to its taxon. Criteria that can be used to determine whether the discrete population segment is significant include, but are not limited to, the following:

- a. Persistence of the discrete population segment in an ecological setting unusual or unique for the taxon,
- b. Evidence that loss of the discrete population segment would result in a significant gap in the range of the taxon,
- c. Evidence that the discrete population segment represents the only surviving natural occurrence of a taxon that may be more abundant elsewhere as an introduced population outside its historic range, or
- d. Evidence that the discrete population segment differs markedly from other populations of the species in its genetic characteristics.

1.2. History of ESA Listing, Status Reviews, and Petitions

1.2.1. ESA Listing

The loggerhead sea turtle (*Caretta caretta*) was listed as threatened on July 28, 1978 (FWS and NMFS 1978, 43 FR 32800). The threatened listing was applied to wherever the species occurs. The major factors for listing included human encroachment and associated activities on nesting beaches; commercial harvest of eggs, subadults, and adults; predation; lack of comprehensive and consistent protective regulations; and incidental take in fisheries. Critical habitat has not been designated for the loggerhead sea turtle.

1.2.2. ESA 5-year Reviews

NMFS conducted the first 5-year review in 1985 (Mager 1985). Data on population trends were limited and were based largely on the number of nests and nesting females. Of 52 nesting populations examined throughout the Atlantic, Pacific, and Indian Oceans, 33 were thought to be declining, 18 were unknown, and only one – the southeast U.S. Atlantic – was thought to be increasing. Although commercial harvest of eggs had decreased and the U.S. had implemented

protective regulations, many threats continued both domestically and abroad. NMFS determined that, since the 1978 listing, information was insufficient to assess whether a listing change was warranted.

FWS also conducted a 5-year review for the loggerhead in 1991 (FWS 1991, 56 FR 56882). In this review, the status of many species was simultaneously evaluated with no in-depth assessment of the five factors or threats as they pertained to the individual species. The notice stated that FWS was seeking any new or additional information reflecting the necessity of a change in the status of the species under review. The notice indicated that if significant data were available warranting a change in a species' classification, the Service would propose a rule to modify the species' status. No change in the loggerhead threatened listing classification was recommended following this 5-year review.

In 1995, NMFS and FWS conducted a joint 5-year review (Plotkin 1995). New information on population structure indicated the nesting assemblage along the southeast U.S. coast may consist of two separate populations – Florida and those nesting in Georgia and northward. Nesting in Georgia, South Carolina, and North Carolina was declining. The Florida nesting population was stable, but human presence in areas of heavy nesting could impact the population in the future. No change in the loggerhead's listing classification was recommended because the species status had worsened in recent years. Thus, there was no case for delisting the species.

The last 5-year review was completed in 2007 (NMFS and FWS 2007). Many technological advances and a diversity of research occurred since the 1995 review. Molecular markers (i.e., mitochondrial DNA and microsatellites) helped define the genetic structuring within and among ocean basins, both at the nesting beaches and at foraging grounds. New information existed on demographic parameters such as age at first reproduction and survival rates and the biology of loggerheads, especially away from the nesting beach. These data indicated a possible separation of populations by ocean basins; however, a more in depth analysis was needed to determine the application of the DPS policy. Based on the new information and the need for further analysis under the DPS policy, NMFS and FWS recommended that no change in listing status was warranted. They committed to fully assemble and analyze all relevant information in accordance with the DPS policy.

1.2.3. Petitions

Past Petitions

In 2002, NMFS and FWS received a petition to reclassify the Northern (northeast Florida through North Carolina) and Florida Panhandle subpopulations as DPSs, change their status to endangered, and designate critical habitat. NMFS found that the petition presented substantial scientific and commercial information indicating that the petitioned reclassification may be warranted (a "positive 90-day finding") (NMFS and FWS 2002, 67 FR 38459). Based on further analysis of the best available data, NMFS and FWS found that although there was some degree of discreteness between the nesting assemblages, the separation was not highly rigid and did not qualify as DPSs (a "12-month determination of not warranted") (FWS and NMFS 2003, 68 FR 53947). Therefore, the species listing status was not changed.

Current Petitions

On July 16, 2007, NMFS and FWS received a petition from the Center for Biological Diversity (CBD) and Turtle Island Restoration Network requesting that loggerhead turtles in the North Pacific be reclassified as a DPS with endangered status and that critical habitat be designated. On November 16, 2007, NMFS and FWS received a petition from CBD and Oceana requesting that loggerhead turtles in the Northwest Atlantic Ocean be reclassified as a DPS with endangered status and that critical habitat be designated.

NMFS and FWS determined that the July 16, 2007, North Pacific petition and the November 16, 2007, Northwest Atlantic petition both presented substantial information that the petitioned actions may be warranted (NMFS 2007, 72 FR 64585; NMFS 2008, 73 FR 12941). In the published 90-day findings, NMFS and FWS committed to assess the loggerhead listing status on a global basis, which is consistent with the recommendation in the 2007 5-year review (see Section 1.2.2).

1.3. Approach to the Status Review

NMFS and FWS convened a biological review team (BRT) in February 2008 to review the best available scientific information, determine whether DPSs exist, and assess the extinction risk for each potential DPS. The BRT organized their evaluation by ocean basin: Pacific Ocean, Atlantic Ocean (including the Mediterranean Sea), and Indian Ocean. This approach was consistent with the 2007 5-year review for the loggerhead and was chosen to facilitate data assembly and evaluation. It was not meant to preclude identification of DPSs on a broader or finer scale. The BRT primarily reviewed genetic, tagging (flipper and PIT tags), and satellite telemetry datasets and examined oceanographic features and geographic barriers to determine discreteness and significance (Section 3). The BRT conducted two independent analyses to assess extinction risks of potential DPSs (Section 4). The first analysis used the diffusion approximation approach based on a time series of counts of nesting females or nests to provide a metric, susceptibility to quasi-extinction. The second analysis focused on determining the effects of known anthropogenic mortality on each potential DPS with respect to the vital rates of the species. This approach focused on how additional mortalities may affect the future growth and status of potential DPSs.

SECTION 2—SPECIES OVERVIEW

2.1. Taxonomy

Kingdom: Animalia

Phylum: Chordata

Class: Reptilia

Order: Testudines

Family: Cheloniidae

Genus: *Caretta*

Species: *caretta*

Common name: Loggerhead sea turtle

The loggerhead was first described by Linnaeus in 1758 and named *Testudo caretta*. Over the next two centuries more than 35 names were applied to the species (Dodd 1988), but there is now general agreement on *Caretta caretta* as the valid name. While Deraniyagala described an Indo-Pacific form as *C. gigas* in 1933, he revised that view in 1939 to hold that *gigas* was a subspecies of *C. caretta*. The genus has generally been regarded as monotypic since that time. The subspecific designation of *gigas* has likewise been challenged persuasively (Brongersma 1961, Pritchard 1979). Dodd (1988) has declared flatly that “the diagnostic characters used to distinguish *C. c. gigas* from *C. c. caretta* are not valid.” Thorough synonymies and taxonomic reviews of this form are given most recently by Pritchard and Trebbau (1984) and Dodd (1988). Subspecies assignments are not supported based on genetic evidence (Bowen 2003).

2.2. Physical Appearance

The carapace of adult and juvenile loggerheads is reddish-brown. The dorsal and lateral head scales and the dorsal scales of the flippers are also reddish-brown, but with light to medium yellow margins. The unscaled areas of the integument (neck, shoulders, limb bases, inguinal area) are dull brown dorsally and light to medium yellow laterally and ventrally. The plastron is medium to light yellow, and the thick, bony carapace is covered by non-overlapping scutes that meet along seam lines. There are 11 or 12 pairs of marginal scutes, five pairs of costals, five vertebrals, and a nuchal (precentral) scute that is in contact with the first pair of costal scutes. The plastron is composed of paired gular, humeral, pectoral, abdominal, femoral, and anal scutes and connected to the carapace by three pairs of poreless inframarginal scutes. Mean straight carapace length (SCL) of adults in the southeast U.S. is approximately 92 cm; corresponding weight is approximately 116 kg (Ehrhart and Yoder 1978). Hatchlings vary from light to dark brown to dark gray dorsally and lack the reddish-brown coloration of adults and juveniles. Flippers are dark gray to brown above with distinct white margins. The ventral coloration of the plastron and other areas of the integument are generally yellowish to tan. The carapace has three keels and the plastron has two keels. At emergence, hatchlings average 45 mm in SCL and weigh approximately 20 g (Dodd 1988).

2.3. Distribution and Habitat

The loggerhead occurs throughout the temperate and tropical regions of the Atlantic, Pacific, and Indian Oceans (Dodd 1988). However, the majority of loggerhead nesting is at the western rims of the Atlantic and Indian Oceans. The most recent reviews show that only two loggerhead nesting aggregations have greater than 10,000 females nesting per year: peninsular Florida, United States and Masirah Island, Oman (Baldwin *et al.* 2003, Ehrhart *et al.* 2003, Kamezaki *et al.* 2003, Limpus and Limpus 2003b, Margaritoulis *et al.* 2003). Nesting aggregations with 1,000 to 9,999 females nesting annually are Georgia through North Carolina (U.S.), Quintana Roo and Yucatán (Mexico), Brazil, Cape Verde Islands (Cape Verde), and Western Australia (Australia). Smaller nesting aggregations with 100 to 999 nesting females annually occur in the Northern Gulf of Mexico (U.S.), Dry Tortugas (U.S.), Cay Sal Bank (The Bahamas), Tongaland (South Africa), Mozambique, Arabian Sea Coast (Oman), Halaniyat Islands (Oman), Cyprus, Peloponnesus (Greece), Island of Zakynthos (Greece), Turkey, Queensland (Australia), and Japan. In contrast to determining population size on nesting beaches, determining population size in the marine environment has been very localized (Bjorndal and Bolten 2000). At present, there are no data on population size in the oceanic habitat. Detailed information on distribution and habitat by ocean basin follows.

Pacific Ocean

Loggerheads can be found throughout tropical to temperate waters in the Pacific; however, their breeding grounds include a restricted number of sites in the North Pacific and South Pacific. Within the North Pacific, loggerhead nesting beaches are found only in Japan (Kamezaki *et al.* 2003). In the South Pacific, nesting beaches are restricted to eastern Australia and New Caledonia (Limpus and Limpus 2003b).

Important loggerhead nesting locations in Japan include Yakushima Island, and Miyazaki, Minabe, and Atsumi beaches on the mainland. Approximately 40% of all loggerhead nesting in Japan occurs at three primary nesting beaches on Yakushima Island (Kamezaki *et al.* 2003). Important post-nesting adult female habitat has been identified in the East China Sea (Balazs 2006), while satellite tracking of juvenile loggerheads indicates the Kuroshio Extension Bifurcation Region to be an important pelagic foraging area for juveniles (Polovina *et al.* 2006). Other important juvenile foraging areas have recently been identified off the coast of Baja California Sur, Mexico (Pitman 1990, Peckham and Nichols 2006). Foraging Pacific loggerheads originating from nesting beaches in Australia are known to migrate to Chile and Peru (Alfaro-Shigueto *et al.* 2004, 2008a; Donoso and Dutton 2006).

Nesting occurs along the mainland of Australia from South Stradbroke Island to Bustard Head, and on the islands of the Capricorn Bunker Group and Swain Reefs, and on Bushy Island (Limpus and Limpus 2003b). Within this area, five rookeries account for 70% of nests in eastern Australia: (1) Mon Repos, (2) Wreck Rock, (3) mainland and Wreck Island, (4) Erskine Island, and (5) Tryon Island (Limpus and Reimer 1994). Nesting females tagged on the coast of eastern Australia have been recorded foraging in New Caledonia; Queensland, New South Wales, and Northern Territory, Australia; Solomon Islands; Papua New Guinea; and Indonesia (Limpus and Limpus 2003b).

Comment [Y1]: According to D. Moon, National Fisheries Research & Development Institute, south Korea, there are some records of loggerhead nesting on Cheju Island.

Comment [Y2]: The following two papers found that the East China Sea is the major post-nesting female habitat based on tag-recapture studies:

IWAMOTO, T., ISHII, M., NAKASHIMA, Y., TAKESHITA, H. and ITOH, A. 1985. NESTING CYCLES AND MIGRATIONS OF THE LOGGERHEAD SEA TURTLE CARETTA-CARETTA IN MIYAZAKI JAPAN Japanese Journal of Ecology 35, 505-512.

KAMEZAKI, N., MIYAWAKI, I., SUGANUMA, H., OMUTA, K., NAKAJIMA, Y., GOTO, K., SATO, K., MATSUZAWA, Y., SAMEJIMA, M., ISHII, M., IWAMOTO, T. 1997. Post-nesting migration of Japanese loggerhead turtle, *Caretta caretta*. Wildlife Conservation Japan 3(1):29-39. (in Japanese)

Although nesting in the South Pacific is concentrated in eastern Australia, nesting has also been reported in New Caledonia, Vanuatu, and Tokelau (Limpus and Limpus 2003b). Nesting may occur in other areas of the South Pacific, but it remains unsubstantiated. In New Caledonia, the most substantial loggerhead nesting has been reported on peripheral small coral cays offshore from the main island of Île des Pins (Beloff personal communication cited in Limpus and Limpus 2003b). The population in the Île des Pins area has been estimated at 10-100 females nesting annually (Limpus and Limpus 2003b). Based on aerial surveys of New Caledonia nesting beaches conducted between December 2006 and January 2008, it was estimated that the nesting female population for this nesting season was approximately 200 individuals (World Wildlife Fund 2008). In Vanuatu, low density nesting was reported at Malekula in 1993 (Atuary 1994 cited in Limpus and Limpus 2003b); however, the status of loggerhead nesting is uncertain because most of Vanuatu has been poorly surveyed. In 1981, nesting was reported in Tokelau, a territory of New Zealand that comprises three coral atolls in the South Pacific, but is believed to be uncommon (Balazs 1983).

Atlantic Ocean

In the Northwest Atlantic, the overwhelming majority of loggerhead nesting is concentrated along the coasts of the United States from North Carolina through Florida. Additional nesting beaches are found along the eastern Yucatán Peninsula, at Cay Sal Bank in the eastern Bahamas (Addison and Morford 1996, Addison 1997), on the southwestern coast of Cuba (F. Moncada-Gavilán, personal communication, cited in Ehrhart *et al.* 2003), and along the coasts of Central America, Colombia, Venezuela, and the eastern Caribbean Islands. In the Southwest Atlantic, loggerheads nest in significant numbers only in Brazil. In the eastern Atlantic loggerheads nest in the Cape Verde Islands (L.F. López-Jurado, personal communication, cited in Ehrhart *et al.* 2003) and along the west Africa coast.

As post-hatchlings, loggerheads hatched on U.S. beaches migrate offshore and become associated with *Sargassum* habitats, driftlines, and other convergence zones (Carr 1986, Witherington 2002). The oceanic juvenile stage in the North Atlantic has been primarily studied in the waters around the Azores and Madeira (Bolten 2003). In Azorean waters, satellite telemetry data and flipper tag returns suggest a long period of residency (Bolten 2003), whereas turtles appear to be moving through Madeiran waters (Dellinger and Freitas 2000). Other concentrations of oceanic juveniles exist in the Atlantic (e.g., in the region of the Grand Banks off Newfoundland), but data on these assemblages are very limited (Bolten 2003).

After departing the oceanic zone, neritic juvenile loggerheads in the Northwest Atlantic inhabit continental shelf waters from Cape Cod Bay, Massachusetts, south through Florida, the Bahamas, Cuba, and the Gulf of Mexico (neritic refers to the inshore marine environment from the surface to the sea floor where water depths do not exceed 200 meters). Estuarine waters, including areas such as Long Island Sound, Chesapeake Bay, Pamlico and Core Sounds, Mosquito and Indian River Lagoons, Biscayne Bay, Florida Bay, and numerous embayments fringing the Gulf of Mexico, comprise important inshore habitat. Along the Atlantic and Gulf of Mexico shoreline, essentially all shelf waters are inhabited by loggerheads.

Habitat preferences of non-nesting adult loggerheads in the neritic zone differ from the juvenile stage in that relatively enclosed, shallow water estuarine habitats with limited ocean access are less frequently used. Areas such as Pamlico Sound and the Indian River Lagoon, regularly used by juveniles, are only rarely frequented by adult loggerheads. Estuarine areas with more open ocean access, such as Chesapeake Bay in the northeast U.S., are more frequently used by adults, primarily during warmer seasons. Shallow water habitats with large expanses of open ocean access, such as Florida Bay, provide year-round resident foraging areas for significant numbers of male and female adult loggerheads. Offshore, adults primarily inhabit continental shelf waters, from New York south through Florida, the Bahamas, Cuba, and the Gulf of Mexico. Seasonal use of mid-Atlantic shelf waters, especially offshore New Jersey, Delaware, and Virginia during summer months, and offshore shelf waters, such as Onslow Bay (off the North Carolina coast), during winter months has been documented (Hawkes *et al.* 2007a; GDNR, unpublished data; SCDNR, unpublished data). Shelf waters along the west Florida coast, the Bahamas, Cuba, and the Yucatán Peninsula have been identified, using satellite telemetry, as important resident areas for adult female loggerheads that nest in Florida (Foley *et al.* 2008).

Mediterranean Sea

Loggerhead turtles are widely distributed in the Mediterranean Sea. However, nesting is almost entirely confined to the eastern Mediterranean basin, with the main nesting concentrations in Cyprus, Greece, and Turkey (Margaritoulis *et al.* 2003). In addition, nesting has been verified in Libya, although a better quantification is needed (Laurent *et al.* 1995). Minimal to moderate nesting also occurs in other countries throughout the Mediterranean including Egypt, Israel, Italy, Lebanon, Syria, and Tunisia (Margaritoulis *et al.* 2003). Recently, significant nesting has been recorded in the western Mediterranean basin, namely in Spain, Corsica, and in the Tyrrhenian Sea (Italy) (Bentivegna *et al.* 2005, Delaungerre and Cesarini 2004, Tomás *et al.* 2002).

In Cyprus, nesting occurs mainly on beaches of the western coast and Chrysochou Bay (Demetropoulos and Hadjichristophorou 1989), as well as along the northern coast (Broderick and Godley 1996). Seventeen important loggerhead nesting sites have been identified on Turkey's beaches (Margaritoulis *et al.* 2003). Nesting activity in Libya is spread throughout the entire coast, but may be less dense in western areas (Laurent *et al.* 1999). Nesting occurs along the western and southern coasts of Greece and on the island of Crete, with the vast majority of nesting occurring on the island of Zakynthos (Margaritoulis 1987, 1998, 2005; Margaritoulis *et al.* 1995, 2003).

Marine habitats have been suggested as: (1) Gulf of Gabès, and (2) northern Adriatic Sea, both of which constitute shallow benthic habitats for adults (including post-nesting females) and juveniles (Margaritoulis 1988, Argano *et al.* 1992, Laurent and Lescure 1994, Lazar *et al.* 2000). Some other foraging areas include Amvrakikos Bay in western Greece and Lakonikos Bay in southern Greece. In addition, tagged juveniles have been recorded crossing the Mediterranean from the eastern to the western basin and vice versa (Argano *et al.* 1992).

Reproductive migrations have been confirmed by flipper tagging and satellite telemetry. Female loggerheads, after nesting in Greece, migrate primarily to the Gulf of Gabès and the northern Adriatic (Margaritoulis 1988, Margaritoulis *et al.* 2003, Zbinden *et al.* 2008). Loggerheads

nesting in Cyprus migrate to Egypt and Libya, exhibiting fidelity in following the same migration route during subsequent nesting seasons (Broderick *et al.* 2007). In addition, directed movements of juvenile loggerheads have been confirmed through flipper tagging (Argano *et al.* 1992) and satellite tracking (Rees and Margaritoulis 2009).

Indian Ocean

In the Southwest Indian Ocean, loggerhead nesting occurs on the southeastern coast of Africa, from the Paradise Islands in Mozambique southward to St. Lucia in South Africa, and on the south and southwestern coasts of Madagascar (Baldwin *et al.* 2003). Foraging habitats are only known for post-nesting females from Tongaland, South Africa, tagging data show these loggerheads migrating eastward to Madagascar, northward to Mozambique, Tanzania, and Kenya, and southward to Cape Agulhas at the southernmost point of Africa and into the Atlantic Ocean (Baldwin *et al.* 2003).

In the North Indian Ocean, Oman hosts the vast majority of loggerhead nesting. Outside of Oman, loggerhead nesting is rare, although small nesting concentrations are reported in Sri Lanka, southern India, and the Gulf of Mannar (Deraniyagala 1939; Kar and Bhaskar 1982; Dodd 1988; K. Shanker, Indian Institute of Science, personal communication, 2006). The majority of the nesting in Oman occurs on Masirah Island, on the Al Halaniyat Islands, and on mainland beaches south of Masirah Island all the way to the Oman-Yemen border (IUCN - The World Conservation Union 1989a, 1989b; Salm 1991; Salm and Salm 1991). In addition, nesting probably occurs on the mainland of Yemen on the Arabian Sea coast, and nesting has been confirmed on Socotra, an island off the coast of Yemen (Pilcher and Saad 2000). Limited information exists on the foraging habitats of North Indian Ocean loggerheads; however, foraging individuals have been reported off the southern coastline of Oman (Salm *et al.* 1993). Satellite telemetry studies conducted in Oman have revealed new information about post-nesting migrations of loggerheads nesting on Masirah Island (Environment Society of Oman and Ministry of Environment and Climate Change, Oman, unpublished data). Results reveal extensive use of the waters off the Arabian peninsula, with the majority of telemetered turtles (15 of 20) traveling southwest, following the shoreline of southern Oman and Yemen, and circling well offshore in nearby oceanic waters. A minority traveled north as far as the western Persian (Arabian) Gulf (3 of 20) or followed the shoreline of southern Oman and Yemen as far west as the Gulf of Aden and the Bab-el-Mandab (2 of 20). These preliminary data suggest that post-nesting migrations and adult female foraging areas may be centered within the region (Environment Society of Oman and Ministry of Environment and Climate Change, Oman, unpublished data).

The only verified nesting beaches for loggerheads on the Indian subcontinent are found in Sri Lanka. No confirmed nesting occurs on the mainland of India despite historical papers suggesting loggerhead sightings on mainland beaches (Tripathy 2005, Kapurusinghe 2006). This discrepancy may be attributed to inaccurate identification of nesting species, as loggerheads are sometimes confused with olive ridleys in the Indian Ocean (Tripathy 2005). In addition, the Gulf of Mannar provides foraging habitat for juveniles and post-nesting adults (Tripathy 2005, Kapurusinghe 2006). The only loggerhead nesting reported in south and southeastern Asia occurs in Myanmar (Thorbjarnarson *et al.* 2000).

In the East Indian Ocean, western Australia hosts all known loggerhead nesting (Dodd 1988). Nesting distributions in western Australia span from the Shark Bay World Heritage Area northward through the Ningaloo Marine Park coast to the North West Cape and to the nearby Muiron Islands (Baldwin *et al.* 2003). Nesting individuals from Dirk Hartog Island have been recorded foraging within Shark Bay and Exmouth Gulf, while other adults range much farther (Baldwin *et al.* 2003).

2.4. Biological Characteristics

Loggerheads nest on ocean beaches and occasionally on estuarine shorelines with suitable sand. Although specific characteristics vary between rookeries, loggerhead nesting beaches tend to be wide, sandy beaches backed by low dunes and fronted by a flat, sandy approach from the water (Miller *et al.* 2003). Nests are typically laid between the high tide line and the dune front (Routa 1968, Witherington 1986, Hailman and Elowson 1992).

Sea turtle eggs require a high-humidity substrate that allows for sufficient gas exchange and temperatures conducive to egg development (Miller 1997, Miller *et al.* 2003). Mean clutch size varies greatly between populations, but on average is approximately 100-130 eggs per clutch (Dodd 1988). Loggerhead nests incubate for variable periods of time. The length of the incubation period is inversely related to nest temperature, such that between 26°C and 32°C, a change of 1°C adds or subtracts approximately 5 days (Mrosovsky 1980). The warmer the sand surrounding the egg chamber, the faster the embryos develop (Mrosovsky and Yntema 1980). Sand temperatures prevailing during the middle third of the incubation period also determine the sex of hatchlings (Mrosovsky and Yntema 1980). Incubation temperatures near the upper end of the tolerable range produce only female hatchlings while incubation temperatures near the lower end of the tolerable range produce only male hatchlings. The pivotal temperature (i.e., the incubation temperature that produces equal numbers of males and females) in loggerheads is approximately 29°C (Limpus *et al.* 1983, Mrosovsky 1988, Marcovaldi *et al.* 1997). Moisture conditions in the nest influence incubation period, hatching success, and hatchling size (McGehee 1990, Carthy *et al.* 2003).

Loggerhead hatchlings pip and escape from their eggs over a 1- to 3-day interval and move upward and out of the nest over a 2- to 4-day interval (Christens 1990). The time from pipping to emergence ranges from 4 to 7 days with an average of 4.1 days (Godfrey and Mrosovsky 1997). Hatchlings emerge from their nests en masse almost exclusively at night, and presumably using decreasing sand temperature as a cue (Hendrickson 1958, Mrosovsky 1968, Witherington *et al.* 1990). Moran *et al.* (1999) concluded that a lowering of sand temperatures below a critical threshold, which most typically occurs after nightfall, is the most probable trigger for hatchling emergence from a nest. After an initial emergence, there may be secondary emergences on subsequent nights (Carr and Ogren 1960, Witherington 1986, Ernest and Martin 1993, Houghton and Hays 2001).

Hatchlings use a progression of orientation cues to guide their movement from the nest to the marine environments where they spend their early years (Lohmann and Lohmann 2003). Hatchlings first use light cues to find the ocean. On naturally lighted beaches without artificial lighting, ambient light from the open sky creates a relatively bright horizon compared to the dark

silhouette of the dune and vegetation landward of the nest. This contrast guides the hatchlings to the ocean (Daniel and Smith 1947, Limpus 1971, Salmon *et al.* 1992, Witherington 1997, Witherington and Martin 1996, Stewart and Wyneken 2004).

Immediately after hatchlings emerge from the nest, they begin a period of frenzied activity. During this active period, hatchlings move from their nest to the surf, swim, and are swept through the surf zone (Carr and Ogren 1960; Carr 1962, 1982; Wyneken and Salmon 1992; Witherington 1995). Orientation cues used by hatchlings as they crawl, swim through the surf, and migrate offshore are discussed in detail by Lohmann and Lohmann (2003).

Neonate loggerheads that have migrated away from land differ from swim frenzy stage hatchlings in that they are infrequently low-energy swimmers and they have begun to feed, no longer relying on their retained yolk (Witherington 2002). As post-hatchlings, loggerheads are pelagic and are best known from neritic waters along the continental shelf. This neritic post-hatchling stage is weeks or months long (Witherington 2002) and may be a transition to the oceanic stage that loggerheads enter as they grow and are carried within ocean currents (Bolten 2003).

In the northwest Atlantic, post-hatchling loggerheads inhabit areas where surface waters converge to form local downwellings (Witherington 2002). These areas are characterized by linear accumulations of floating material, especially *Sargassum*, and are common between the Gulf Stream and the southeast U.S. coast, and between the Loop Current and the Florida coast in the Gulf of Mexico. Post-hatchlings within this habitat are observed to be low-energy float-and-wait foragers that feed on a wide variety of floating items (Witherington 2002). Witherington (2002) found that small animals commonly associated with the *Sargassum* community, such as hydroids and copepods, were most commonly found in esophageal lavage samples. Post-hatchling loggerheads from southeast U.S. nesting beaches may linger for months in waters just off the nesting beach or become transported by ocean currents within the Gulf of Mexico and North Atlantic.

The oceanic stage begins when loggerheads enter the oceanic zone (Bolten 2003). Loggerheads from nesting beaches in the Northwest Atlantic, West Indian, and West Pacific Oceans appear to use oceanic developmental habitats and move with the predominant ocean gyres for several years before returning to their neritic foraging and nesting habitats (Bolten 2003, Bowen *et al.* 1995, Hughes 1974a, Musick and Limpus 1997, Pitman 1990, Zug *et al.* 1995). However, the actual duration of the oceanic juvenile stage varies with loggerheads leaving the oceanic zone over a wide size range (Bjorndal *et al.* 2000). In the Atlantic, the duration of the oceanic juvenile stage ranges between 7 and 11.5 years with juveniles recruiting to neritic habitats in the western Atlantic over a size range of 46-64 cm curved carapace length (CCL) (Bjorndal *et al.* 2000, Bolten *et al.* 1993). However, in Australia, juvenile loggerheads do not disperse to neritic habitats until 70 cm CCL or larger (Limpus *et al.* 1994).

The neritic juvenile stage begins when loggerheads exit the oceanic zone and enter the neritic zone (Bolten 2003). After migrating to the neritic zone, juvenile loggerheads continue maturing until they reach adulthood. Some juveniles may periodically move between the neritic and oceanic zones particularly during colder periods (Morreale and Standora 2005, McClellan and

Comment [Y3]: In Japan, very few juveniles of 352 examined loggerhead strandings were smaller than 60 cm SCL (Matsuzawa and Sea Turtle Association of Japan unpublished data).

Read 2007, Mansfield 2006). The neritic zone also provides important foraging habitat, interesting habitat, and migratory habitat for adult loggerheads. See Schroeder *et al.* (2003) and Limpus and Limpus (2003a) for reviews of this life stage for the Atlantic and Pacific, respectively.

The duration of the adult stage in the neritic environment can be reasonably estimated for females from tag return data at nesting beaches. For the Northwest Atlantic nesting assemblages, data from Little Cumberland Island, Georgia, show reproductive longevity, and hence duration of neritic adult female stage, as long as 25 years (Dahlen *et al.* 2000). This is likely an underestimate of the average reproductive life span given tag loss and incomplete surveys of nesting beaches at night. Comparable data for adult males do not exist.

Based on stable isotope analyses and satellite telemetry, Hatase *et al.* (2002a) demonstrated that some adult female loggerheads nesting in Japan inhabit oceanic habitats rather than neritic habitats. Satellite tagged adult loggerheads in western Africa have also been demonstrated to use oceanic foraging areas (Hawkes *et al.* 2006). Preliminary results from stable isotope analyses suggest that some loggerheads nesting in Florida also may inhabit oceanic habitats (Reich *et al.* 2007). In both Japan and Florida, the females inhabiting oceanic habitats were significantly smaller than those in neritic habitats. The extent to which adult loggerheads occupy oceanic habitats needs to be evaluated, and effects on survival probabilities and reproductive output should be assessed.

In both the oceanic and neritic zones, loggerheads are primarily carnivorous, although they do consume some plant matter as well (see Bjorndal 1997 and Dodd 1988 for reviews). Loggerheads are able to exist on a wide variety of food items with ontogenetic and regional differences in diet. Loggerhead diets have been described from just a few coastal regions, and very little information is available about differences or similarities in diet at various life stages. Very little is known of the diet of oceanic juveniles.

SECTION 3—DETERMINATION OF DPS

3.1. Overview of Information Used to Determine DPS

The BRT considered a vast array of information in assessing whether there are any loggerhead population segments that satisfy the Distinct Population Segment criteria of being both discrete and significant.

First, the BRT discussed whether there were any loggerhead population segments that were discrete. As noted previously, joint NMFS/FWS policy defines a population to be a DPS if it is both discrete and significant relative to the taxon to which it belongs (FWS and NMFS 1996, 61 FR 4722). Under the policy, a population may be considered discrete if it satisfies either one of the following conditions: (1) it is markedly separated from other populations of the same taxon as a consequence of physical, physiological, ecological, or behavioral factors; or (2) it is delimited by international governmental boundaries within which differences in control of exploitation, management of habitat, conservation status, or regulatory mechanisms exist that are significant in light of Section 4(a)(1)(D) of the ESA.

Data relevant to the distinctiveness question include physical, physiological, ecological, behavioral, and genetic data. Upon looking at the global loggerhead population, the physical separation of ocean basins by continents was first considered. The result was an evaluation of the data for each ocean basin (Pacific Ocean, Atlantic Ocean, and Indian Ocean). This was not to preclude any larger or smaller DPS delineation, but to aid in data organization and assessment. The BRT then evaluated genetic information by ocean basin. The genetics data consisted of maternally inherited mitochondrial DNA (mtDNA) and biparentally inherited microsatellite DNA. Next, tagging data (both flipper and PIT tags) and telemetry data were reviewed. Additional information, such as potential differences in morphology, was also evaluated. Finally, the BRT considered whether the available information on loggerhead population segments was bounded by any oceanographic or geographical features, such as current systems or the equator.

In accordance with the joint NMFS/FWS DPS policy, the BRT also reviewed whether the population segments identified in the discreteness analysis were significant. That is, if a population segment is considered discrete, its biological and ecological significance must then be considered. NMFS/FWS must consider available scientific evidence of the discrete segment's importance to the taxon to which it belongs. Data relevant to the significance question include the morphological, ecological, behavioral, and genetic data, as described above. The BRT considered the following criteria in determining whether the discrete population segments were significant:

- a) persistence of the discrete segment in an ecological setting unusual or unique for the taxon;
- b) evidence that loss of the discrete segment would result in a significant gap in the range of the taxon;
- c) evidence that the discrete segment represents the only surviving natural occurrence of a taxon that may be more abundant elsewhere as an introduced population outside its historical range; and

- d) evidence that the discrete segment differs markedly from other populations of the species in its genetic characteristics.

A discrete population segment needs to satisfy only one of these criteria to be considered significant. The NMFS/FWS policy also allows for consideration of other factors if they are appropriate to the biology or ecology of the species. As will be described in subsequent sections, the BRT evaluated the information and considered items (a), (b) and (d), as noted above, to be most applicable to loggerheads.

3.1.1. Discreteness Determination

The loggerhead sea turtle (*Caretta caretta*) is present in all tropical and temperate ocean basins, and has a life history that involves nesting on coastal beaches and foraging in neritic and oceanic habitats, as well as long-distance migrations between and within these areas. As with other globally distributed marine species, today's global loggerhead population has been shaped by a sequence of isolation events created by tectonic and oceanographic shifts over geologic time scales, the result of which is population substructuring in many areas (Bowen *et al.* 1994, Bowen 2003). Globally, loggerhead turtles comprise a mosaic of subpopulations, each with unique nesting sites and in many cases possessing disparate demographic features (e.g., mean body size, age at first reproduction) (Dodd 1988). However, despite these differences, loggerheads from different subpopulations often mix in common foraging grounds (Bolten and Witherington 2003), thus creating unique challenges when attempting to delineate distinct population segments for management or listing purposes.

Examining the phylogeography of loggerheads across their global distribution through mitochondrial DNA (mtDNA) sequence diversity, Bowen *et al.* (1994) found it to be similar to green turtles, with a separation of loggerheads in the Atlantic-Mediterranean basins from those in the Indo-Pacific basins since the Pleistocene period. The divergence between these two primary lineages corresponds to approximately three million years, based on a molecular clock for control region sequences assessed originally for green turtles (2% per million years; Dutton *et al.* 1996, Encalada *et al.* 1996). Geography and climate appear to have shaped the evolution of these two matriarchal lineages with the onset of glacial cycles, the appearance of the Panama Isthmus creating a land barrier between the Atlantic and eastern Pacific, and upwelling of cold water off southern Africa creating an oceanographic barrier between the Atlantic and Indian Ocean (Bowen 2003). Recent warm temperatures during interglacial periods allowed bi-directional invasion by the temperate-adapted loggerheads into the respective basins (Bowen *et al.* 1994; J.S. Reece, Washington University, personal communication, 2008). Today, it appears that loggerheads within a basin are effectively isolated from populations in the other basin, but some dispersal from the Tongaland rookery in the Indian Ocean into the South Atlantic is possible via the Agulhas current (G.R. Hughes, unpublished data, cited in Bowen *et al.* 1994). In the Pacific, extensive mtDNA studies show that the northern loggerhead populations are isolated from the southern Pacific populations, and that juveniles from these distinct genetic stocks do not disperse across the equator (Hatase *et al.* 2002a; Dutton 2007, unpublished data).

mtDNA data indicate that regional turtle rookeries within an ocean basin have been strongly isolated from one another over ecological timescales (Bowen *et al.* 1994, Bowen and Karl 2007).

These same data indicate strong female natal homing and suggest that each regional nesting population is an independent demographic unit (Bowen and Karl 2007). It is difficult to determine the precise boundaries of these demographically independent populations in regions, such as the eastern U.S. coast, where rookeries are close to each other and range along large areas of a continental coastline. There appears to be varying levels of connectivity between proximate rookeries facilitated by imprecise natal homing and male mediated gene flow. Regional genetic stocks often are characterized by allelic frequency differences rather than fixed evolutionary differences.

Through the evaluation of genetic data, tagging data, telemetry, and demographics, the BRT determined that there are at least nine distinct population segments for loggerhead sea turtles globally. These DPSs are markedly separated from each other as a consequence of ecological, behavioral, and oceanographic factors, and given the genetic evidence, the BRT has unanimously concluded that each regional subpopulation identified is discrete from other subpopulations of loggerheads. Information considered by the BRT in its determination of DPSs is presented below by ocean basin.

Pacific Ocean

Perhaps the most distinct and easily recognized of all loggerhead subpopulations is that from the North Pacific Ocean. The primary nesting areas for this subpopulation are found along the southern Japanese coastline and Ryukyu Archipelago (Hatase *et al.* 2002a, Kamezaki *et al.* 2003). Loggerhead turtles hatching on Japanese beaches undertake extensive developmental migrations utilizing the Kuroshio and North Pacific Currents (Balazs 2006, Kobayashi *et al.* 2008), and some turtles reach the vicinity of Baja California in the eastern Pacific (Uchida and Teruya 1988, Bowen *et al.* 1995, Peckham *et al.* 2007). After spending years foraging in the central and eastern Pacific, loggerheads return to their natal beaches for reproduction (Resendiz *et al.* 1998, Nichols *et al.* 2000) and remain in the western Pacific for the remainder of their life cycle (Iwamoto *et al.* 1985, Kamezaki *et al.* 1997, Sakamoto *et al.* 1997, Hatase *et al.* 2002c).

Comment [Y4]: This paper does not deal nesting area.

Despite the long-distance developmental movements of loggerheads in the North Pacific, current scientific evidence, based on genetic analysis, flipper tag recoveries, and satellite telemetry, indicates that individuals originating from Japan remain in the North Pacific for their entire life cycle, never crossing the equator or mixing with individuals from the South Pacific (Hatase *et al.* 2002a; Dutton 2007, unpublished data; LeRoux and Dutton 2006). Indeed, this apparent complete separation of two adjacent subpopulations is unique and most likely results from: (1) the presence of two distinct Northern and Southern Gyre (current flow) systems in the Pacific (Briggs 1974), (2) near-passive movements of post-hatchlings in these gyres that initially move them farther away from areas of potential mixing among the two subpopulations along the equator, and (3) the nest-site fidelity of adult turtles that prevents turtles from returning to non-natal nesting areas.

Pacific loggerheads are further partitioned evolutionarily from other loggerheads throughout the world based on additional analyses of mtDNA. The haplotypes from both North and South Pacific loggerheads are distinguished by a minimum genetic distance (d) equal to 0.017 from other conspecifics, which indicates isolation of approximately one million years (Bowen 2003).

Within the Pacific, Bowen *et al.* (1995) used mtDNA to identify two genetically distinct nesting stocks in the Pacific – a northern hemisphere stock nesting in Japan and a southern hemisphere stock nesting primarily in Australia. This study also suggested that some loggerheads sampled as bycatch in the North Pacific might be from the Australian nesting population (Bowen *et al.* 1995). However, more extensive mtDNA rookery data from Japan (Hatase *et al.* 2002a) taken together with preliminary results from microsatellite (nuclear) analysis confirms that loggerheads inhabiting the North Pacific actually originate from nesting beaches in Japan (P. Dutton, NMFS, unpublished data). LeRoux *et al.* (2008) report additional genetic variation in North Pacific loggerheads based on analyses using new mtDNA primers designed to target longer mtDNA sequences, and suggest finer scale population structure in North Pacific loggerheads may be present.

Although these studies indicate genetic distinctness between loggerheads nesting in Japan versus those nesting in Australia, Bowen *et al.* (1995) did identify individuals with the common Australian haplotype at foraging areas in the North Pacific, based on a few individuals sampled as bycatch in the North Pacific. More recently, Hatase *et al.* (2002a) detected this common haplotype at low frequency at Japanese nesting beaches. However, the presence of the common Australian haplotype does not preclude the genetic distinctiveness of Japanese and Australian nesting stocks, and is likely the result of rare gene flow events occurring over geologic time scales.

The distinct status of loggerheads in the North Pacific is further supported by the results from flipper tagging in the North Pacific. Flipper tagging of loggerheads has been widespread throughout this region, occurring on adults nesting in Japan **and incidentally bycaught in coastal pound net fishery** (Y. Matsuzawa, Sea Turtle Association of Japan, personal communication, 2006), juveniles reared and released in Japan (Uchida and Teruya 1988, Hatase *et al.* 2002a), juveniles foraging near Baja California, Mexico (Nichols 2003, Seminoff *et al.* 2004), and loggerheads captured in and tagged from commercial fisheries platforms in the North Pacific high seas (NMFS, unpublished data). To date, there have been at least three transPacific tag recoveries showing east-west and west-east movements (Uchida and Teruya 1988; Resendiz *et al.* 1998; W.J. Nichols, Ocean Conservancy, and H. Peckham, Pro Peninsula, unpublished data; S. Eckert, Hubbs Sea World, unpublished data) and several recoveries of adults in the western Pacific (Iwamoto *et al.* 1985; Kamezaki *et al.* 1997). However, despite the more than 1,000 marked individuals, not a single tag recovery has been reported outside the North Pacific.

A lack of movements by loggerheads south across the equator has also been supported by extensive satellite telemetry. As with flipper tagging, satellite telemetry has been a tool used widely in the North Pacific, with satellite transmitters being placed on adult turtles departing nesting beaches (Sakamoto *et al.* 1997; **Japan Fisheries Resource Conservation Association 1999**; Hatase *et al.* 2002b, 2002c), **on adults and sub-adults bycaught in pound nets off coast of Japan (STAJ unpublished data)**, on headstarted juveniles released in Japan (Balazs 2006), on juvenile, subadult and adult turtles bycaught in the eastern and central North Pacific (e.g., Kobayashi *et al.* 2008), and on juvenile and subadult turtles foraging in the eastern Pacific (Nichols 2003; Peckham *et al.* 2007; J. Seminoff, NMFS, unpublished data). Of the nearly 200 transmitters deployed on loggerheads in the North Pacific, none have moved south of the equator **excepting that one individual released from Tai land went southward and passed the Lombok**

Comment [Y5]: In 2000, three loggerheads which had been kept in the tank in the Sea World, San Diego, more than 20 years were released with PTTs on their back. All of them got to coastal area of Japan in 1-1.5 years and two of them were incidentally captured in pound nets.

Comment [Y6]: Since 1991 Sea Turtle Association of Japan (STAJ) have given out up to 70k flipper tags in Japan. Even though most individuals were applied multiple tags, at least 30k individuals had been tagged already.

Comment [Y7]: JFRCA deployed PTTs for 25 post-nesting females from Yakushima from 1994 to 1998. This is the first study which found oceanic matures. The reference is as follow:

Japan Fisheries Resource Conservation Association (1999) Research on migratory routes and diving ecology of sea turtles. General report on commissioned project for conservation research of aquatic animals in 1994-1998, vol 1., Japan Fisheries Resource Conservation Association, Tokyo (in Japanese).

Comment [Y8]: STAJ deployed PTTs for 21 loggerheads incidentally bycaught in coastal pound nets.

Strait from the Jawa Sea into Indian ocean. These studies have demonstrated the strong association loggerheads show with oceanographic mesoscale features such as the Transition Zone Chlorophyll Front or the Kuroshio Current Bifurcation Region (Polovina *et al.* 2000, 2001, 2004, 2006; Etnoyer *et al.* 2006; Kobayashi *et al.* 2008). Kobayashi *et al.* (2008) demonstrated that loggerheads strongly track these zones even as they shift in location, thus suggesting that strong habitat specificity during the oceanic stage also contributes to the lack of mixing. Telemetry studies in foraging areas of the eastern Pacific, near Baja California, Mexico (Nichols 2003; Peckham *et al.* 2007; H. Peckham, Pro Peninsula, unpublished data) and Peru (J. Mangel, Pro Delphinus, unpublished data) similarly show a complete lack of long distance north or south movements.

Comment [Y9]: This tacking study was conducted by W. Sakamoto.

The North Pacific subpopulation of loggerheads appears to occupy an ecological setting distinct from other loggerheads, including those of the South Pacific subpopulation. In general, this is the *only* subpopulation of loggerheads to be found north of the equator in the Pacific Ocean, foraging in the eastern Pacific as far south as Baja California Sur, Mexico (Seminoff *et al.* 2004, Peckham *et al.* 2007) and in the western Pacific as far south as the Philippines (Limpus 2009) **and the mouth of Mekong River, Viet Nam (Sadoyama *et al.* 1996)**. Pelagic juveniles have been found to spend much of their time foraging in the central and eastern North Pacific Ocean. The Kuroshio Extension Current, lying west of the international date line, serves as the dominant physical and biological habitat in the North Pacific and contains high productivity, likely due to unique features such as eddies and meanders that concentrate prey and allow food webs to develop. Juvenile loggerheads originating from nesting beaches in Japan were found to exhibit high site fidelity to an area referred to as the Kuroshio Extension Bifurcation Region, an area with extensive meanders and mesoscale eddies (Polovina *et al.* 2006). Juveniles also were found to correlate strongly with areas of surface chlorophyll a levels in an area known as the Transition Zone Chlorophyll Front, an area concentrating surface prey for loggerheads (Polovina *et al.* 2001, Parker *et al.* 2005, Kobayashi *et al.* 2008). Another area found ecologically unique to the North Pacific subpopulation of loggerheads, likely because of the high density of pelagic red crabs (*Pleuronocodes planipes*), is located off the Pacific coast of the Baja California Peninsula, Mexico, where researchers have documented a foraging area for juveniles based on aerial surveys and satellite telemetry (Seminoff *et al.* 2006, Peckham *et al.* 2007). Tag returns show post-nesting females migrating into the East China Sea off South Korea, China, and the Philippines, and the nearby coastal waters of Japan (Iwamoto *et al.* 1985; Kamezaki *et al.* 1997; Kamezaki *et al.* 2003). Clearly, the North Pacific subpopulation of loggerheads is uniquely adapted to the ecological setting of the North Pacific Ocean and throughout its long life history serves as an important part of the ecosystem it inhabits.

Comment [Y10]: The reference is as follow:
SADOYAMA, A., KAMEZAKI, N. and MIYAWAKI, I. 1996. Recapture in Vietnam of the loggerhead turtle, nested in the Miyakojima Island, Okinawa Archipelago. Umigame Newsletter 29, 9 (in Japanese).

Loggerheads inhabiting the North Pacific Ocean are derived from Japanese beaches, with the possible exception of rare waifs over evolutionary time scales. Furthermore, nesting colonies of Japanese loggerheads are found to be genetically distinct based on mtDNA analyses, and when compared to much larger and more genetically diverse loggerhead populations in the Atlantic and Mediterranean, Pacific loggerheads have likely experienced critical bottlenecks (in Hatase *et al.* 2002a), underscoring the importance of management and protection in retaining this genetic stock.

In the South Pacific Ocean, loggerhead turtles nest primarily in Queensland, Australia, and, to a lesser extent, New Caledonia and Vanuatu (Limpus and Limpus 2003b, Limpus *et al.* 2006, Limpus 2009). Loggerheads from these rookeries undertake an oceanic developmental migration, traveling to habitats in the central and southeastern Pacific Ocean where they may reside for several years prior to returning to the western Pacific for reproduction. Loggerheads in this early life history stage differ markedly from those originating from western Australia beaches in that they undertake long west-to-east migrations, likely using specific areas of the pelagic environment of the South Pacific Ocean. An unknown portion of these loggerheads forage off Chile and Peru, and preliminary genetic information from foraging areas in the southeastern Pacific confirms that the haplotype frequencies among immature turtles in these areas closely match those found at nesting beaches in eastern Australia (Alfaro-Shigueto *et al.* 2004; Donoso and Dutton 2006, 2007; Boyle *et al.* 2009). Large immature and adult loggerheads generally remain in the western South Pacific, inhabiting neritic and oceanic foraging sites during non-nesting periods (Limpus *et al.* 1994, Limpus 2009).

Loggerheads from Australia and New Caledonia apparently do not travel north of the equator during their marine life phase. Flipper tag recoveries from nesting females have been found throughout the western Pacific, including sites north of Australia, the Torres Strait, and the Gulf of Carpentaria (Limpus 2009). Of approximately 1,000 (adult and immature; male and female) loggerheads that have been tagged in eastern Australian feeding areas, only two have been recorded migrating to breed outside of Australia; both moved to New Caledonia (Limpus 2009). Flipper tagging programs in Peru and Chile tagged approximately 500 loggerheads from 1999-2006, none of which have been reported from outside of the southeastern Pacific (Alfaro-Shigueto *et al.* 2008a; S. Kelez, Duke University Marine Laboratory, unpublished data; M. Donoso, ONG Pacifico Laud - Chile, unpublished data). Limited satellite telemetry data (12 tags) in the area show a similar trend (J. Mangel, Pro Delphinus, unpublished data).

The spatial separation between the North Pacific and South Pacific loggerhead populations has contributed to substantial differences in the genetic profiles of the nesting populations in these two regions. Whereas the dominant mtDNA haplotypes among loggerheads nesting in Japan are B and C (Hatase *et al.* 2002a), loggerheads nesting in eastern Australia have a third haplotype (A) which is dominant (98% of nesting females) (Bowen *et al.* 1994, FitzSimmons *et al.* 1996). Further, preliminary genetic analysis using microsatellite markers (nuclear DNA) indicates genetic distinctiveness between nesting populations in the North versus South Pacific (P. Dutton, NMFS, personal communication, 2008).

The separateness between nesting populations in eastern and western Australia is less clear, although these too are considered to be genetically distinct from one another (Limpus 2009). For example, mtDNA Haplotype A, which is the overwhelmingly dominant haplotype among eastern Australia nesting females (98%), is also found in western Australia, although at much lower frequency (33%) (FitzSimmons *et al.* 1996). Further, FitzSimmons *et al.* (1996) found similarities in nuclear DNA from females nesting in these two regions. Although this suggests some level of male-mediated gene flow through ecological time frames, presumably during mixing at foraging areas near the Torres Strait and in the Gulf of Carpentaria, sufficient data are not available to assess the significance of this finding. A substantial portion (39.3%) of observed alleles (n=56) were unique to either eastern or western Australian populations

(FitzSimmons *et al.* 1996), thus suggesting that this male-mediated gene flow may be insignificant.

The South Pacific subpopulation of loggerheads occupies an ecological setting distinct from other loggerheads, including the North Pacific subpopulation. Much less is known regarding the ecosystem upon which this subpopulation depends and the oceanic environment it occupies. However, in general, loggerheads originating from these southwestern Pacific nesting beaches are thought to access areas near and far from their natal nesting beaches through semi-passive dispersal with surface currents such as the East Australian Current, the Peru Current, and the Southern Equatorial Current (Limpus *et al.* 1994; J. Mangel, Pro Delphinus, unpublished data). Sea surface temperature and chlorophyll frontal zones in the South Pacific have been shown to dramatically impact the movements of green turtles, *Chelonia mydas* (Seminoff *et al.* 2008) and leatherback turtles, *Dermochelys coriacea* (Shillinger *et al.* 2008), and it is likely that loggerheads similarly benefit from interactions with these mesoscale oceanographic features.

In addition to being exposed to the unique ocean current and front systems of the South Pacific, loggerheads in the South Pacific are substantially impacted by periodic environmental perturbations such as the El Niño Southern Oscillation (ENSO). This 3- to 6-year cycle within the coupled ocean-atmosphere system of the tropical Pacific brings increased surface water temperatures and lower primary productivity, both of which have profound biological consequences (Chavez *et al.* 1999). Loggerheads are presumably adversely impacted by the lower food availability that often results from ENSO events, although data on this subject are lacking. Although ENSO may last for only short periods and thus not have a long-term effect on loggerheads in the region, recent studies by Chaloupka *et al.* (2008) suggest that long-term increases in sea surface temperature within the South Pacific may influence the ability of the Australian nesting stock to recover from historic population declines.

Loggerheads originating from nesting beaches in the western South Pacific are the only population of loggerheads to be found south of the equator in the Pacific Ocean. As post-hatchlings, they are generally swept south by the East Australian Current (Limpus *et al.* 1994), spend a large portion of time foraging in the oceanic South Pacific Ocean, and likely a large fraction migrate to the southeastern Pacific Ocean off the coasts of Peru and Chile as juveniles (Alfaro-Shigueto *et al.* 2004, Donoso *et al.* 2000). As large immatures and adults, these loggerheads' foraging range encompasses the eastern Arafura Sea, Gulf of Carpentaria, Torres Strait, Gulf of Papua, Coral Seam, and western Tasman Sea to southern New South Wales including the Great Barrier Reef, Hervey Bay, and Moreton Bay. The outer extent of this range includes the coastal waters off eastern Indonesia northeastern Papua New Guinea, northeastern Solomon Islands, and New Caledonia (in Limpus 2009).

All loggerheads inhabiting the South Pacific Ocean are derived from beaches in eastern Australia and a lesser known number of beaches in southern New Caledonia and Vanuatu (Limpus 2009). Furthermore, nesting colonies of the South Pacific subpopulation of loggerheads are found to be genetically distinct from loggerheads in the North Pacific and Indian Ocean.

Given the information presented above, the BRT has unanimously concluded that two DPSs exist in the Pacific Ocean as a consequence of ecological, behavioral, and oceanographic factors, and genetic evidence: (1) North Pacific Ocean DPS and (2) South Pacific Ocean DPS.

The loss of the North Pacific and South Pacific DPS would result in a significant gap in the range of the taxon. As described above, the North Pacific DPS consists of a subpopulation of loggerheads found north of the equator in the Pacific Ocean and there is no evidence or reason to believe that given the loss of nesting females in Japan, that female loggerheads from South Pacific nesting beaches would repopulate the North Pacific nesting beaches. Tagging studies show that the vast majority of nesting females return to the same nesting area. As summarized by Hatase *et al.* (2002a), out of 2,219 tagged nesting females from Japan, only five females relocated their nesting sites. In addition, flipper tag and satellite telemetry research, as described in detail above, shows no evidence of north-south movement of loggerheads across the equator.

The loss of the South Pacific DPS would result in a significant gap in the range of the taxon. As described above, the South Pacific subpopulation is the only subpopulation of loggerheads found south of the equator in the Pacific Ocean and there is no evidence or reason to believe that given the loss of nesting females in eastern Australia, New Caledonia, and Vanuatu, that female loggerheads from North Pacific nesting beaches in Japan would repopulate the southern Pacific nesting beaches. Long term studies show a high degree of site fidelity by adult females in the South Pacific, with most females returning to the same beach within a nesting season and in successive nesting seasons (Limpus 1985, 2009; Limpus *et al.* 1994). This has been documented as characteristic of loggerheads from various rookeries throughout the world (Schroeder *et al.* 2003). In addition, flipper tag and satellite telemetry research, as described in detail above, shows no evidence of north-south movement of loggerheads across the equator.

Indian Ocean

Loggerhead sea turtles in the Indian Ocean have a life history that involves nesting on coastal beaches, foraging in neritic and oceanic habitats, and long-distance migrations between and within these areas. The distribution of loggerheads in the Indian Ocean is limited by the Asian landmass to waters south of 30°N latitude. In comparison to potential loggerhead distributions in southern waters of the Atlantic and Pacific, Indian Ocean distributions east and west are not restricted by landmasses south of approximately 38°S.

Historical accounts of loggerhead turtles in the Indian Ocean were given by Smith (1849), who described the species in South Africa, and Deraniyagala (1933, 1939) who described Indian Ocean loggerheads within the subspecies *C. c. gigas*. Hughes (1974a) argued that there was little justification for this separation. This work by Deraniyagala provided evidence for the significant historical distribution of loggerheads around Sri Lanka.

Loggerhead nesting in the Southwest Indian Ocean includes the southeastern coast of Africa from the Paradise Islands in Mozambique southward to St. Lucia in South Africa, and on the south and southwestern coasts of Madagascar (Baldwin *et al.* 2003). Foraging habitats are only known for the Tongaland, South Africa loggerheads. Returns of flipper tags describe a range that extends eastward to Madagascar, northward to Mozambique, Tanzania, and Kenya, and

southward to Cape Agulhas at the southernmost point of Africa (Baldwin *et al.* 2003). Satellite-tag tracks for four post-nesting loggerheads reported by Luschi *et al.* (2006) showed that turtles traveled to the same region where flipper-tag endpoints were recorded; they all moved northward, hugging the Mozambique coast and remained in shallow shelf waters for more than 2 months. No tag returns or satellite tracks indicated that South African loggerheads traveled north of the equator.

In the North Indian Ocean, Oman hosts the vast majority of loggerhead nests. The largest nesting assemblage is at Masirah Island, Oman, in the northern tropics at 21°N (Baldwin *et al.* 2003). Other key assemblages occur on the Al Halaniyat Islands, and on mainland beaches south of Masirah Island to the Oman-Yemen border (IUCN - The World Conservation Union 1989a, 1989b; Salm 1991; Salm and Salm 1991). In addition, nesting probably occurs on the mainland of Yemen on the Arabian Sea coast, and nesting has been confirmed on Socotra, an island off the coast of Yemen (Pilcher and Saad 2000). Baldwin *et al.* (2003) list other major nesting assemblages (> approximately 400 nesting females/year) at Oman's Arabian Sea Coast (17-20°S); Al Halaniyat Islands, Oman (17°S); Tongaland, South Africa (27°S); and Dirk Hartog Island, Western Australia, Australia (26°S).

Outside of Oman, loggerhead nesting is rare in the North Indian Ocean, although small nesting concentrations occur in Sri Lanka, southern India, and the Gulf of Mannar (Deraniyagala 1939, Kar and Bhaskar 1982, Dodd 1988). The only verified nesting beaches for loggerheads on the Indian subcontinent are found in Sri Lanka. Reports of regular loggerhead nesting on the Indian mainland are likely to be from misidentifications of olive ridleys (*Lepidochelys olivacea*) (Tripathy 2005, Kapurusinghe 2006). The only loggerhead nesting reported in south and southeastern Asia occurs in Myanmar (Thorbjarnarson *et al.* 2000).

Limited information exists on foraging locations of North Indian Ocean loggerheads. Foraging individuals have been reported off the southern coastline of Oman (Salm *et al.* 1993) and in the Gulf of Mannar, between Sri Lanka and India (Tripathy 2005, Kapurusinghe 2006). Satellite telemetry studies conducted in Oman have revealed new information on post-nesting migrations of loggerheads nesting on Masirah Island. (Environment Society of Oman and Ministry of Environment and Climate Change, Oman, unpublished data). Results reveal extensive use of the waters off the Arabian peninsula, with the majority of telemetered turtles (15 of 20) traveling southwest, following the shoreline of southern Oman and Yemen, and circling well offshore in nearby oceanic waters. A minority traveled north as far as the western Persian (Arabian) Gulf (3 of 20) or followed the shoreline of southern Oman and Yemen as far west as the Gulf of Aden and the Bab-el-Mandab (2 of 20). These preliminary data suggest that post-nesting migrations and adult female foraging areas may be centered within the region (Environment Society of Oman and Ministry of Environment and Climate Change, Oman, unpublished data). No tag returns or satellite tracks indicated that loggerheads nesting in Oman traveled south of the equator.

In the East Indian Ocean, western Australia hosts all known loggerhead nesting (Dodd 1988). Nesting distributions in western Australia span from the Shark Bay World Heritage Area northward through the Ningaloo Marine Park coast to the North West Cape and to the nearby Muiron Islands (Baldwin *et al.* 2003). Nesting individuals from Dirk Hartog Island have been

recorded foraging within Shark Bay and Exmouth Gulf, while other adults range into the Gulf of Carpentaria (Baldwin *et al.* 2003). At the eastern extent of this apparent range, there is possible overlap with loggerheads that nest on Australia's Pacific coast (Limpus 2009). However, despite extensive tagging at principal nesting beaches on Australia's Indian Ocean and Pacific coasts, no exchange of females between nesting beaches has been observed (Limpus 2009). No tag returns suggest that loggerheads nesting in western Australia traveled north of the equator.

Bowen *et al.* (1994) described mtDNA sequence diversity among eight loggerhead nesting assemblages and found one of two principal branches in the Indo-Pacific basins. Using additional published and unpublished data, Bowen (2003) presented a phylogeographic tree showing divergence between these two lineages to be approximately three million years. Bowen points out evidence for more recent colonizations (250-12 thousand years before present) between the Indian Ocean and the Atlantic-Mediterranean. For example, the sole mtDNA haplotype (among eight samples) observed by Bowen *et al.* (1994) at Masirah Island, Oman, is known from the Atlantic and suggests some exchange between oceans some 250 thousand years ago. The other principal Indian-Ocean haplotype reported by Bowen *et al.* (1994) was seen in all loggerheads sampled (n=15) from Natal, South Africa. Encalada *et al.* (1998) reported that this haplotype was common throughout the North Atlantic and Mediterranean, thus suggesting a similar exchange between Atlantic and Indian oceans as recently as 12 thousand years ago (Bowen *et al.* 1994). Bowen (2003) speculated that Indian-Atlantic Ocean exchanges took place via the temperate waters south of South Africa and became rare as the ocean shifted to cold temperate conditions in this region.

In estimates of loggerhead gene flow in and out of the Indian Ocean, J.S. Reece (Washington University, personal communication, 2008) factored 100 samples from Masirah Island, 249 from Atlantic rookeries (from Encalada *et al.* 1998), and 311 from Pacific rookeries (from Hatase *et al.* 2002a and Bowen *et al.* 1995). Reece used lineage coalescence methods to estimate that gene flow, expressed as number of effective migrants, or exchanges of breeding females between Indian Ocean rookeries and those from the Atlantic or Pacific occurred at the rate of less than 0.1 migrant per generation. Reece estimated gene flow based on coalescence of combined mtDNA and nDNA data to be approximately 0.5 migrants per generation. These results, while somewhat theoretical, do indicate that there is restricted gene flow into and out of the Indian Ocean. The low level of gene flow most likely reflects the historical connectivity over geological timescales, rather than any contemporary migration, and is consistent with Bowen's hypothesis that exchange occurred most recently over 12,000-3,000,000 years ago, and has been restricted over recent ecological timescales.

The distinct status of three loggerhead groups in the Indian Ocean is supported by observations of tag returns, satellite telemetry, and matriarchal genetics. Distinct status is supported for the North Indian Ocean, Southwest Indian Ocean, and Southeast Indo-Pacific Ocean. Although there is not a sufficiently clear picture of male mediated gene flow between these regions, we propose that significant vicariant barriers exist between these three Indian Ocean groups that would prevent exchange of males on a time scale relative to management and conservation efforts. These vicariant barriers are the oceanographic phenomena associated with Indian Ocean equatorial waters, and the large expanse between continents in the South Indian Ocean without suitable benthic foraging habitat.

Given the information presented above, the BRT has unanimously concluded that three DPSs exist in the Indian Ocean as a consequence of ecological, behavioral, and oceanographic factors, and genetic evidence: (1) North Indian Ocean DPS, (2) Southwest Indian Ocean DPS, and (3) Southeast Indo-Pacific Ocean DPS.

Atlantic Ocean and Mediterranean Sea

Within the Atlantic Ocean, loss and re-colonization of nesting beaches over evolutionary time scales has been determined by climate, natal homing, and rare dispersal events (Encalada *et al.* 1998, Bowen and Karl 2007). At times, temperate beaches were too cool to incubate eggs and nesting could have continued only on tropical beaches. Thus, the contemporary distribution of nesting is the product of colonization events from the tropical refugia during the last 12,000 years. Apparently, turtles from the Northwest Atlantic colonized the Mediterranean and at least two matrilineages were involved (Schroth *et al.* 1996); these rookeries became isolated from the Atlantic populations in the last 10,000 years (Encalada *et al.* 1998). A similar colonization event appears to have populated the Northeast Atlantic (C. Monzón-Argüello, Instituto Canario de Ciencias Marinas - Spain, personal communication, 2008).

Nesting in the western South Atlantic occurs primarily along the mainland coast of Brazil from Sergipe south to Rio de Janeiro, with peak concentrations in northern Bahia, Espírito Santo, and northern Rio de Janeiro (Marcovaldi and Chaloupka 2007). In the eastern South Atlantic, diffuse nesting may occur along the mainland coast of Africa (Fretey 2001), with more than 200 loggerhead nests reported for Rio Longa beach in central Angola in 2005 (Brian 2007). However, other researchers have been unable to confirm nesting by loggerheads in the last decade anywhere along the south Atlantic coast of Africa, including Angola (Fretey 2001, Weir *et al.* 2007). There is the possibility that reports of nesting loggerheads from Angola and Namibia (Márquez M. 1990, Brian 2007) may have arisen from misidentified olive ridley turtles (Brongersma 1982, Fretey 2001). At the current time, it is not possible to confirm that regular nesting of loggerheads occurs along the Atlantic coast of Africa, south of the equator.

Genetic surveys of loggerheads have revealed that the Brazilian rookeries have a unique mtDNA haplotype (Encalada *et al.* 1998, Pearce 2001). The Brazilian mtDNA haplotype, relative to North Atlantic haplotypes, indicates isolation of South Atlantic loggerheads from North Atlantic loggerheads on a scale of 0.25-0.5 million years ago, and microsatellite DNA results show divergence on the same time scale (Bowen 2003). Brazil's unique haplotype has been found only in low numbers in foraging populations of juvenile loggerheads of the North Atlantic (Bass *et al.* 2004). Other lines of evidence support a deep division between loggerheads from the South Atlantic and from the North Atlantic, including: (1) a nesting season in Brazil that peaks in the austral summer around December/January (Marcovaldi and Laurent 1996), as opposed to the May-August nesting season in the southeast U.S. in the northern hemisphere (Witherington *et al.* 2009); and (2) no observations of tagged loggerheads moving across the equator in the Atlantic, except a single case of a captive-reared animal that was released as a juvenile from Espírito Santo and was recaptured 3 years later in the Azores (Bolten *et al.* 1990). Post-nesting females from Espírito Santo moved either north or south along the coast, but remained between 10°S and 30°S (Projeto TAMAR, unpublished data).

Relatively little is known about the at-sea behavior of loggerheads originating from nesting beaches in Brazil. Recaptures of tagged juveniles and nesting females have shown movement of animals up and down the coast of South America (Almeida *et al.* 2000, Marcovaldi *et al.* 2000, Laporta and Lopez 2003, Almeida *et al.* 2007). Juvenile loggerheads, presumably of Brazilian origin, have also been captured on the high seas of the South Atlantic (Kotas *et al.* 2004, Pinedo and Polacheck 2004) and off the coast of Atlantic Africa (Bal *et al.* 2007, Petersen 2005, Petersen *et al.* 2007) suggesting that, like their North Pacific and Northwest Atlantic counterparts, loggerheads of the South Atlantic may undertake transoceanic developmental migrations (Bolten *et al.* 1998, Peckham *et al.* 2007).

The mean size of reproductive female loggerheads in Brazil is 92.9 cm SCL, which is comparable to the size of nesters in the Northwest Atlantic, but smaller than nesters of the Northeast Atlantic and Mediterranean (Tiwari and Bjorndal 2000, Varo Cruz *et al.* 2007). Egg size and mass of Brazilian loggerheads are smaller than those from the Northwest Atlantic but larger than those of the Mediterranean (Tiwari and Bjorndal 2000).

Within the Northwest Atlantic, the majority of nesting activity occurs from April through September, with a peak in June and July (Williams-Walls *et al.* 1983, Dodd 1988, Weishampel *et al.* 2006). Nesting occurs within the Northwest Atlantic along the coasts of North America, Central America, northern South America, the Antilles, Bahamas, and Bermuda, but is concentrated in the southeastern U.S. and on the Yucatán Peninsula in Mexico (Sternberg 1981, Ehrhart 1989, Ehrhart *et al.* 2003, NMFS and FWS 2008). Many nesting beaches within the Northwest Atlantic have yet to be sampled for genetic analysis. Five recovery units (subpopulations) have been identified based on genetic differences and a combination of geographic distribution of nesting densities and geographic separation. These recovery units are: Northern Recovery Unit, Peninsular Florida Recovery Unit, Northern Gulf of Mexico Recovery Unit, Greater Caribbean Recovery Unit (including Quintana Roo, Mexico), and Dry Tortugas Recovery Unit (NMFS and FWS 2008). There is limited exchange of females among these recovery units (Ehrhart 1979; Foote *et al.* 2000; Hawkes *et al.* 2005; J. Richardson, personal communication cited in NMFS 2001). Based on the number of haplotypes, the highest level of loggerhead mtDNA genetic diversity in the Atlantic has been observed in females of the Greater Caribbean Recovery Unit that nest at Quintana Roo, Mexico (Encalada *et al.* 1999, Nielsen *et al.* in press). However, genetic diversity should be evaluated further using haplotype and nucleotide diversity calculated similarly for each recovery unit. Genetic data are not available for all the nesting assemblages in the region, including a key nesting assemblage in Cuba. New genetic markers have recently been developed, including primers that produce additional mtDNA sequence data (Abreu-Grobois *et al.* 2006, LeRoux *et al.* 2008), and an array of microsatellite markers (Shamblin *et al.* 2008) that will enable finer resolution of stock boundaries.

Loggerheads in the Northwest Atlantic display complex population structure based on life history stages. Based on mtDNA, oceanic juveniles show no structure, neritic juveniles show moderate structure, and nesting colonies show strong structure (Bowen *et al.* 2005). In contrast, a survey using microsatellite (nuclear) markers showed no significant population structure among nesting populations (Bowen *et al.* 2005), indicating that while females exhibit strong philopatry, males may provide an avenue of gene flow between nesting colonies in this region. However, the power to detect structure with the nuclear markers used in this study may have

been limited due to the few markers used and small sample sizes. Additional work with larger sample sizes and better nuclear markers is underway (B. Shamblin, University of Georgia, personal communication, 2008). Nevertheless, Bowen *et al.* (2005) argued that male-mediated gene flow within the Northwest Atlantic does not detract from the classification of breeding areas as independent populations (e.g., recovery units) because the production of progeny depends on female nesting success. All Northwest Atlantic recovery units are reproductively isolated from subpopulations within the Northeast Atlantic, South Atlantic, and Mediterranean.

As oceanic juveniles, loggerheads from the Northwest Atlantic use the North Atlantic gyre and often are associated with *Sargassum* communities (Carr 1987); they also are found in the western basin of the Mediterranean Sea. In these areas, they overlap with animals originating from the Northeast Atlantic and the Mediterranean Sea (Laurent *et al.* 1993, 1998; Bolten *et al.* 1998; LaCasella *et al.* 2005; Carreras *et al.* 2006, Monzón-Argüello *et al.* 2006; Revelles *et al.* 2007). In the western Mediterranean, they tend to be associated with the waters off the northern African coast and the northeastern Balearic archipelago, areas generally not inhabited by turtles of Mediterranean origin (Carreras *et al.* 2006, Revelles *et al.* 2007). As larger, neritic juveniles they show more structure and tend to inhabit areas closer to their natal origins (Bowen *et al.* 2004), but some do move to and from oceanic foraging grounds throughout this life stage (Mansfield 2006, McClellan and Read 2007), and some possibly continue to use the western Mediterranean Sea (Eckert *et al.* 2008). Adult populations are highly structured with no overlap in distribution among adult loggerheads in the Northwest Atlantic, Northeast Atlantic, South Atlantic, and Mediterranean. Carapace epibionts suggest the adult females of different subpopulations use different foraging habitats (Caine 1986). In the Northwest Atlantic, based on satellite telemetry studies and flipper tag returns, non-nesting adult females from the Northern Recovery Unit reside primarily off the east coast of the U.S.; movement into the Bahamas or the Gulf of Mexico is rare (Bell and Richardson 1978, Williams and Frick 2001, Mansfield 2006). Adult females of the Peninsular Florida Recovery Unit are distributed throughout eastern Florida, the Bahamas, Greater Antilles, Cuba, the Yucatán Peninsula, and the Gulf of Mexico (Meylan 1982, Meylan *et al.* 1983, Foley *et al.* 2008). Adult females from the Northern Gulf of Mexico Recovery Unit remained in the Gulf of Mexico, including off the Yucatán Peninsula (Foley *et al.* 2008).

Nesting in the Northeast Atlantic is concentrated in the Cape Verde Archipelago, with some nesting likely to occur on all islands, and the highest concentration on the beaches of Boa Vista Island (López-Jurado *et al.* 2000, Varo Cruz *et al.* 2007, Loureiro 2008). On mainland Africa, there is minor nesting on the coast from Mauritania and Senegal (Brongersma 1982, Arvy *et al.* 2000). Earlier reports of loggerhead nesting in Morocco and Western Sahara (Marquez M. 1990) have not been confirmed in recent years (Tiwari *et al.* 2001). Nesting has not been reported from Macaronesia (Azores, Madeira Archipelago, The Selvagens Islands, and the Canary Islands), other than in the Cape Verde Archipelago (Brongersma 1982). On Boa Vista Island, Cape Verde, nesting begins in mid June and extends into October (Cejudo *et al.* 2000), which is somewhat later than when nesting occurs in the Northwest Atlantic.

Based on an analysis of mtDNA of 196 nesting females from Boa Vista Island, the Cape Verde nesting assemblage is genetically distinct from other studied rookeries (C. Monzón-Argüello, Instituto Canario de Ciencias Marinas - Spain, personal communication, 2008). The results also

indicate that despite the close proximity of the Mediterranean, the Boa Vista rookery is most closely related to the rookeries of the Northwest Atlantic.

The distribution of juveniles from the Northeast Atlantic is unknown but they have been found on the oceanic foraging grounds of the North Atlantic (A. Bolten, University of Florida, personal communication, 2008, based on Bolten *et al.* 1998 and LaCasella *et al.* 2005) and in the western and central Mediterranean (A. Bolten, University of Florida, personal communication, 2008, based on Carreras *et al.* 2006), along with small juveniles from the Northwest Atlantic. Loggerheads of both juvenile and adult size also have been reported captured incidental to fishing operations off the coasts of Europe and Africa and have been reported stranded and in the markets (Maigret 1983 cited in Fretey 2001; Tiwari *et al.* 2001; Benhardouze 2004; Benhardouze *et al.* 2004; Duguay *et al.* 2004, 2005; Witt *et al.* 2007). The size of nesting females is comparable to those in the Mediterranean, and smaller than those in the Northwest Atlantic or the South Atlantic; 91% of the nesting turtles are < 86.5 cm CCL (Hawkes *et al.* 2006) and nesting females average 77.1 cm SCL (Cejudo *et al.* 2000). Post-nesting females demonstrated two behaviors, depending on size (Hawkes *et al.* 2006). The larger turtles (>93 cm) foraged in coastal waters along northwest Africa and the smaller animals (<87 cm) foraged oceanically, mostly between Cape Verde and the African shelf from Mauritania to Guinea Bissau. Loureiro (2008) did not observe larger reproductive female loggerheads nesting on Santiago Island, Cape Verde.

Nesting occurs throughout the central and eastern Mediterranean on the shores of Italy, Greece, Cyprus, Turkey, Syria, Lebanon, Israel, the Sinai, Egypt, Libya, and Tunisia (Sternberg 1981, Margaritoulis *et al.* 2003, SWOT 2007). Sporadic nesting also has been reported in the western Mediterranean on Corsica (Delaugerre and Cesarini 2004), southwestern Italy (Bentivegna *et al.* 2005), and on the Spanish Mediterranean coast (Tomás *et al.* 2003, 2008). Nesting in the Mediterranean is concentrated between June and early August (Margaritoulis *et al.* 2003).

Within the Mediterranean, a recent study of mitochondrial and nuclear DNA in nesting assemblages from Greece to Israel indicated genetic structuring, philopatry by both females and males, and limited gene flow between assemblages (Carreras *et al.* 2007). Genetic differentiation based on mtDNA indicated that there are at least four independent nesting subpopulations within the Mediterranean and usually they are characterized by a single haplotype: (1) mainland Greece and the adjoining Ionian Islands, (2) eastern Turkey, (3) Israel, and (4) Cyprus. There is no evidence of adult female exchange among these four subpopulations (Carreras *et al.* 2006). In a study of the foraging grounds in the western Mediterranean, six of the 15 distinct haplotypes detected had not yet been described, indicating that nesting beach data to describe the natal origins of juveniles exploiting the western Mediterranean Sea are incomplete (Carreras *et al.* 2006). Gene flow among the Mediterranean rookeries estimated from nDNA was significantly higher than that calculated from mtDNA, consistent with the scenario of female philopatry maintaining isolation between rookeries, offset by male-mediated gene flow. Nevertheless the nuclear data show there was a higher degree of substructuring among Mediterranean rookeries compared to those in the Northwest Atlantic (Bowen *et al.* 2005; Carreras *et al.* 2007).

Small oceanic juveniles from the Mediterranean Sea use the eastern basin (defined as inclusive of the central Mediterranean, Ionian, Adriatic, and Aegean Seas) and the western basin (defined as inclusive of the Tyrrhenian Sea) along the European coast (Laurent *et al.* 1998, Margaritoulis *et al.* 2003, Carreras *et al.* 2006, Revelles *et al.* 2007). Larger immature animals also use the eastern Atlantic and the eastern Mediterranean, especially the Gulf of Gabès and the Adriatic Sea (Laurent *et al.* 1993, Margaritoulis *et al.* 2003, Monzón-Argüello *et al.* 2006, Revelles *et al.* 2007). Adults appear to forage closer to the nesting beaches in the eastern basin; most tag recoveries have occurred in the Adriatic Sea and the Gulf of Gabès (Margaritoulis *et al.* 2003, Lazar *et al.* 2004).

Straight carapace lengths of loggerheads nesting in the Mediterranean were significantly smaller than the lengths of loggerheads nesting in the Northwest Atlantic and the South Atlantic, and within the Mediterranean showed some variability among subpopulations. Carapace lengths ranged from 58 to 95 cm SCL (Margaritoulis *et al.* 2003). Greece loggerheads averaged 77-80 cm SCL (Tiwari and Bjorndal 2000, Margaritoulis *et al.* 2003), whereas Turkey loggerheads averaged 72-73 cm SCL (Margaritoulis *et al.* 2003). The Greece turtles also produced larger clutches (relative to body size) than those produced by Florida or Brazil nesters (Tiwari and Bjorndal 2000). The authors suggested that sea turtles in the Mediterranean encounter environmental conditions significantly different from those experienced by populations elsewhere in the Atlantic Ocean basin.

Given the information presented above, the BRT has unanimously concluded that four DPSs exist in the Atlantic Ocean/Mediterranean Sea as a consequence of ecological, behavioral, and oceanographic factors, and genetic evidence: (1) Northwest Atlantic Ocean DPS, (2) Northeast Atlantic Ocean DPS, (3) South Atlantic Ocean DPS, and (4) Mediterranean Sea DPS.

These DPSs are genetically distinct (Bowen *et al.* 1994; Encalada *et al.* 1998; Pearce 2001; Carreras *et al.* 2007; C. Monzón-Argüello, Instituto Canario de Ciencias Marinas - Spain, personal communication, 2008) and, although they may comingle on oceanic foraging grounds as small juveniles, adults apparently are isolated from each other; they also differ demographically.

3.1.2. Significance Determination

The BRT discussed the significance of each of the nine identified DPSs and recognized there were common factors across all DPSs. Each of the DPSs are biologically and ecologically significant. They each represent a large portion of the species range, sometimes encompassing an entire hemispheric ocean basin. The range of each DPS represents a unique ecosystem, influenced by local ecological and physical factors. The loss of any single DPS would result in a significant gap in the range of *Caretta caretta*. Each is genetically unique, often identified by unique mtDNA haplotypes, indicating reproductive isolation between each DPS; the loss of any one DPS would represent a significant loss of genetic diversity.

3.2. Significant Portion of its Range (SPOIR) Assessment

The BRT determined that the range of each DPS contributes meaningfully to the conservation of the DPS and that populations that may contribute more or less to the conservation of the DPS throughout a portion of its range cannot be identified due to the highly migratory nature of the listed entity.

The loggerhead sea turtle is highly migratory and crosses multiple domestic and international geopolitical boundaries. They occur primarily in the marine environment but lay nests on ocean beaches. Depending on the life stage, they may occur in pelagic waters or along the neritic shelf of landmasses, or transit back and forth between pelagic and neritic habitats. Protection and management of both the terrestrial and marine environments is essential to recovering the listed entity. Management measures implemented by any State, foreign nation, or political subdivision likely would only affect individual sea turtles during certain stages and seasons of the life cycle. Management measures implemented by any State, foreign nation, or political subdivision also may affect individuals from multiple listings as juveniles and adults from disparate DPSs can overlap on foraging grounds or migratory corridors (e.g., Northwest Atlantic, Northeast Atlantic, and Mediterranean Sea DPSs). The “significant” term in SPOIR refers to the contribution of the population(s) in a portion of the range to the conservation of the listable entity being considered. The BRT was unable to subdivide the geographic range of loggerhead populations below the DPS level in which threats and conservation efforts specific to any portion of its range can be identified and analyzed for listing status without disregarding the impacts of these threats and conservation efforts to the listed entity throughout all of its range.

SECTION 4—ASSESSMENT OF EXTINCTION RISK

4.1. Description of Extinction Risk Assessment Approaches

To assess extinction risks of loggerhead DPSs, we conducted two independent analyses. The first analysis used the diffusion approximation approach based on time series of counts of nesting females or nests (Lande and Orzack 1988, Dennis *et al.* 1991, Holmes 2001, Snover and Heppell 2009). This analysis provided a metric (susceptibility to quasi-extinction or SQE) to determine if the probability of a population’s risk of quasi-extinction is high enough to warrant a particular status listing (Snover and Heppell 2009). This approach is based on changes in the numbers of mature females at various nesting beaches in the past. The second approach focused on determining the effects of known anthropogenic mortalities on each DPS with respect to the vital rates of the species. Anthropogenic mortalities were added to natural mortalities and possible ranges of population growth rates were computed as another metric of population health. This approach focused on how additional mortalities may affect the future growth and recovery of a loggerhead turtle DPS.

4.2. Computation of Susceptibility to Quasi-extinction (SQE)

4.2.1. Methods

Estimates of quasi-extinction risk are known to have high degrees of uncertainty due to the stochastic nature of populations and their environments and the error involved in data collection and subsequent parameter estimation (Holmes *et al.* 2007). However, there are ongoing needs for management to classify populations in terms of their status, often defined by risk of extinction or quasi-extinction, when only limited data, often with high observation error rates, are available. To address this need, Snover and Heppell (2009) presented a quasi-extinction risk index called susceptibility to quasi-extinction (SQE) that can be used to classify sea turtle nesting populations based on relative risks using only nesting beach census data. This index integrates parameter uncertainty and stochasticity in extinction risk forecasting while allowing managers to balance the risk of making Type I (considering a population to be not at risk when it is) and Type II (considering a population to be at risk when it is not) errors when making decisions. While they showed that the method is robust in assessing actual risk (in terms of a binary metric of “at risk” or “not at risk”) using population simulations, they clarify that SQE values are not indicative of a true probability of quasi-extinction because they use long time frames of three generations. Rather, the index is a useful tool for classifying populations in terms of their status.

The technique involves standard methods of diffusion approximation (Lande and Orzack 1988, Dennis *et al.* 1991). These methods are based on a density-independent exponential model in a randomly varying environment:

$$N_{t+1} = N_t \exp(\mu + \varepsilon), \quad (1)$$

where $\varepsilon \sim N(0, \sigma^2)$, N is the population size, and t is time (Dennis *et al.* 1991, Holmes 2001). Assuming that the lognormal distribution can be used to compute the probability that the

population will be of a certain size, two parameters estimated by this method are μ , the arithmetic mean of the log population growth rate, and σ^2 , the variance of the log population growth rate, which accounts for sources of variability, including environmental and demographic stochasticity, and observation error (Holmes 2001, Morris and Doak 2002 - Chapter 5). These parameters were estimated using the regression analysis, whereas the confidence intervals were estimated using the method of Dennis *et al.* (1991). These estimated parameters were used to make inferences on total population growth rates and quasi-extinction risks.

For each nesting beach or region, we followed the recommendations in Snover and Heppell (2009), and used a running-sum of 3 yr. Current population size, n_0 , was estimated as the sum of the last 3 yr of data. We used the parametric bootstrap estimation procedure from Morris and Doak (2002) to compute susceptibility to quasi-extinction (SQE) and a wide range of quasi-extinction thresholds (QETs). We used a range from 2.5 to 97.5% of the current abundance of nesting females as potential QETs. Because loggerhead turtles are likely to mature at > 30 yr (Snover 2002), we used the time period of 100 yr to compute QETs, which is consistent with the IUCN criteria (3 generations or 100 years, whichever is shorter). To incorporate the uncertainty of parameter estimates in determining SQE, we used 95% confidence limits of $\hat{\mu}$ and $\hat{\sigma}^2$, using the method of Dennis *et al.* (1991).

The following steps were used to obtain SQE's:

1. μ_i and σ_i^2 were drawn randomly and independently from respective distributions, $\{\tilde{\mu}_i, \tilde{\sigma}_i^2\}$.
2. Each pair $\{\tilde{\mu}_i, \tilde{\sigma}_i^2\}$ was used to compute the probability of reaching a QET within the next 100 years.
3. Steps 1 and 2 were repeated 5000 times ($i = 1, \dots, 5000$) to create a distribution of probabilities of reaching the QET.
4. The SQE metric for the QET is the proportion of the probabilities that are >0.9 (cut-off probability).
5. Steps 1 through 4 were repeated for a range of QETs between 2.5% and 97.5% of the current abundance of nesting females.

Using simulations, Snover and Heppell (2009) demonstrated that SQE values greater than 0.4 indicated a population has >0.9 probability of quasi-extinction. At this critical value (SQE = 0.40), Type I and Type II errors are minimized simultaneously at approximately 10%. Reducing the critical value to 0.3 lessens the 'Type I' error rate but increases the 'Type II' error rate (Snover and Heppell 2009). The choice of 0.9 as the cut-off probability was arbitrary and values other than 0.9 could be used. However, new critical values other than 0.4 needed to be established for different values of the cut-off probability. Qualitatively, the results would not differ if a value other than 0.9 was used (Snover and Heppell 2009). In this assessment, we used the cut-off probability of 0.9 as in Snover and Heppell (2009) and a critical value for the SQE of 0.30, which reduced the 'Type I' error (a DPS is considered to be not at risk when in fact it is). SQE values greater than 0.30, therefore, indicate the DPS is at risk.

4.2.2. Count Data

The following datasets were used for the computations of SQEs. Ideally, the SQE analysis is conducted on the numbers of nesting females over time, which represent the temporal change in the number of reproductive females. The statistic, however, is difficult to determine because of the required effort to mark and identify individual turtles. Consequently, data are often collected for the number of nests per nesting season. To estimate the number of females from the observed number of nests, we use the average number of nests per female per nesting season. Because the average is treated as a constant for each DPS (Table 1), the SQE analysis is unaffected by the choice of unit (i.e., the number of females or nests). In the following, we use the number of females as the unit of analysis.

4.2.2.1. North Pacific Ocean DPS

All loggerhead nesting in the North Pacific occurs in Japan. Nesting data for this region are from two sources, the Sea Turtle Association of Japan (STAJ; unpublished data provided to the Western Pacific Fisheries Management Council) and Kamezaki *et al.* (2002). Data from the STAJ represent total counts for Japan from 1998-2007. Snover (2008) combined these datasets to achieve a time series from Japan from 1990-2007 (Figure 1). Due to the nature of the STAJ data, the data from Japan are represented by a single time series.

4.2.2.2. South Pacific Ocean DPS

We used nesting census data for index beaches in eastern Australia (Limpus 2009; Figure 2). These include mainland beaches, Wreck Rock beaches, Great Barrier Reef Coral Cays, and Wreck and Tyron Islands. Each beach was analyzed separately.

4.2.2.3. North Indian Ocean DPS

No adequate time series of nesting beach data was available for this DPS.

4.2.2.4. Southeast Indo-Pacific Ocean DPS

No adequate time series of nesting beach data was available for this DPS.

4.2.2.5. Southwest Indian Ocean DPS

Count data for the Southwest Indian Ocean DPS were obtained from Baldwin *et al.* (2003; Figure 3).

4.2.2.6. Northwest Atlantic Ocean DPS

The Recovery Plan for the Northwest Atlantic Population of the Loggerhead Sea Turtle (NMFS and FWS 2008) recognized five recovery units (subpopulations) of loggerheads within the Northwest Atlantic:

1. Northern Recovery Unit (FL/GA border through southern VA)
2. Peninsular Florida Recovery Unit (FL/GA border through Pinellas County, FL)
3. Dry Tortugas Recovery Unit (islands located west of Key West, FL)
4. Northern Gulf of Mexico Recovery Unit (Franklin County, FL, through TX)
5. Greater Caribbean Recovery Unit (Mexico through French Guiana, The Bahamas, Lesser Antilles, and Greater Antilles)

Of these recovery units, four have nesting beach data with adequate length time series to apply this analysis. The Northern Recovery Unit data and the Peninsular Florida Recovery Unit index beach data are both comprised of sums of numerous individual beaches (Figure 4). For the Northern Gulf of Mexico Recovery Unit data, we used a time series from the Florida Panhandle. We used nesting beach data from the Yucatan Peninsula (J. Zurita, personal communication, 2008) to represent the Greater Caribbean Recovery Unit.

4.2.2.7. Northeast Atlantic Ocean DPS

No nesting beach data were available for this DPS.

4.2.2.8. Mediterranean Sea DPS

No nesting beach data were available for this DPS.

4.2.2.9. South Atlantic Ocean DPS

Data for the South Atlantic DPS were obtained from Marcovaldi and Chaloupka (2007; Figure 5).

4.2.3 Results

The metric (susceptibility to quasi-extinction or SQE) is an increasing function of quasi-extinction threshold (QET). Unless a DPS is increasing, the likelihood of the population reaching some level of QET, as measured in the proportion of current abundance, increases with QET. For example, if 95% of the current abundance is used as the QET, the likelihood of a declining population reaching the QET is high. For severely declining populations, the QET needs to be set very low to reach the defined SQE value of 0.3.

For the North Pacific Ocean DPS, SQE = 0.3 was reached at approximately 3% of the current female abundance, indicating the high likelihood of quasi-extinction for almost all levels of QET (Figure 6). This was caused by the recent decline of nesting females at the majority of nesting beaches in Japan (Snover 2008).

All monitored nesting beaches for the South Pacific Ocean DPS indicated high likelihood of SQE (Figure 7). As it was expected from observed counts (Figure 2), nesting beaches on Mainland Australia indicated a better chance of persisting than other sites (Figure 7). For Wreck Rock, Great Barrier Reef, and Wreck and Tyron nesting beaches, quasi-extinction was certain for all values of QET.

For the Northwest Atlantic Ocean DPS with sufficient data, the likelihood of quasi-extinction was highest for the Northern Gulf of Mexico Recovery Unit, where SQE was greater than 0.3 for all values of QET (Figure 9). For the other three recovery units, SQE = 0.3 reached at QET < 0.3 (Figure 9).

Two DPSs indicated low likelihoods of SQE; the Southwest Indian Ocean and South Atlantic Ocean DPSs (Figures 8 and 10). Because of the observed increases in the nesting females in both time series (Baldwin *et al.* 2003, Figure 4; Marcovaldi and Chaloupka 2007, Figure 5), the likelihood of quasi-extinctions are negligible for these DPSs using the SQE analysis.

4.3. Threat Matrix Analysis

4.3.1. General Modeling Approach

The second approach to our risk analysis was based on a metric that indicates whether or not known threats may be sufficient to keep a DPS from recovering. Using as much information on the biology of loggerhead turtles as possible, a discrete-time stage-structured population model was constructed for each DPS. First, the model was parameterized to represent the plausible pristine condition of the DPS (base population or matrix model hereafter). Known threats to each life stage of a DPS, measured as additional annual mortality, were quantified using available data and experts' opinions. Effects of the threats were determined by computing the dominant eigen value (λ) of the product of the DPS-specific base population model and additional mortality, where $\lambda > 1$ indicates population growth and $\lambda < 1$ indicates population decline.

In short, the risk analysis for each DPS consisted of four stages. First, a base matrix model was constructed. Second, anthropogenic threats were quantified. Third, effects of the threats were calculated via the dominant eigen value of a linear time-invariant model. Finally, a range of dominant eigen values was determined according to the ranges of threat levels. Details of each step are described in the following sections. Note that this analysis is similar to a demographic population viability analysis (PVA). However, we did not consider environmental or demographic stochasticity, density dependence, autocorrelations in vital rates, or sampling variations. Consequently, this analysis should not be considered a PVA. The metric (dominant eigen value) is an index of potential population growth of a DPS, considering experts' opinions on known anthropogenic threats to the DPS. The analysis does not provide estimates for the likelihood or probability of extinction.

4.3.2. Survival Rates and Population Growth Rate for the Base Models

To use the knowledge of life history of loggerhead turtles and following the previous work of others (Crouse *et al.* 1987, Crowder *et al.* 1994, Heppell *et al.* 2003), we constructed a stage-based matrix model. The model consisted of four stages; first year, oceanic juveniles, neritic juveniles, and adults. The durations of juvenile stages were modeled using the negative binomial stage distribution model (NBSD model; Caswell 2001, pp. 164-165).

The NBSD model does not rely on the assumption of stable age distribution within a stage, as other methods would. Detailed descriptions are available in Caswell (2001). Briefly, for a series of k identical pseudo-stages within a juvenile stage, we assign the transition probability (p) of moving from one pseudo-stage to the next pseudo-stage. Because the total time required to step through all k pseudo-stages is equal to the time required for the k^{th} success in a series of identical Bernoulli trials with probability p , the total time (T) can be computed with a negative binomial distribution:

$$\Pr(T = t) = \binom{t-1}{k-1} p^k (1-p)^{t-k}, \quad (1)$$

where $t \geq k$, $k = 1, 2, \dots, t$, and $0 < p < 1$. The mean ($E[T]$) and variance ($\text{var}[T]$) of this distribution are:

$$E[T] = \frac{k}{p} \quad \text{and} \quad (2)$$

$$\text{var}[T] = \frac{k(1-p)}{p^2}. \quad (3)$$

These equations can be solved for p and k by rearranging the above expressions:

$$p = \frac{E[T]}{\text{var}[T] + E[T]} \quad \text{and} \quad (4)$$

$$k = \frac{(E[T])^2}{\text{var}[T] + E[T]}. \quad (5)$$

Survival rates among pseudo-stages are assumed identical. Therefore, each element of a pseudo-stage is multiplied by the stage specific survival rate. In other words, the k diagonal elements for a juvenile stage are $(1-p)\phi$, whereas the sub-diagonal elements are $p\phi$, where ϕ is the stage specific survival rate. For the same mean of stage durations, a larger variance results in fewer pseudo stages, and vice versa. This method allowed us to construct projection matrices without assuming the stable age distribution within each juvenile stage, while acknowledging the insufficient data to construct age-based models.

The NBSD model requires the mean and variance of durations of stages. The age at first reproduction (AFR), however, has not been estimated directly for loggerhead turtles. Skeletochronological studies have indicated that loggerhead turtles in the Western Atlantic may reach their first reproduction at approximately 30 years, where it may range from 25 to 35 (Snover 2002). The experts of the team agreed that the standard deviation for the AFR is approximately 5 years. Although this value is arbitrary, if AFR is distributed with a negative binomial distribution of mean 30 and standard deviation 5, 95% of AFRs are between 21 years and 41 years. These values were deemed reasonable by the experts. For computing the mean and variance for each stage of juveniles, i.e., oceanic and neritic, we used the same coefficient of variation ($CV = 5/30 = 0.17$). For example, if juveniles of a DPS spend 15 years in oceanic and

14 years in neritic habitat, standard deviations for these stages are 2.6 and 2.4, respectively. We conduct a sensitivity analysis to evaluate the effects of these parameters on our conclusions.

The stage-based model requires estimates for stage-specific fertility, mean and variance of durations of juvenile stages, and survival rates. Information from various sources provided data for fertility and hatching success of eggs (Table 1). The post-breeding census model was used for computing the fertility.

For survival rates, the vast majority of information comes from studies at nesting beaches, where hatching success (egg survival) is evaluated routinely. However, the incubation period consists of only approximately 6.5 weeks of the first year (Miller *et al.* 2003). Consequently, the total survival rate during the first year of their life is still unavailable. In the past, 0.4 was used for Kemp's ridley turtles (*Lepidochelys kempii*; Heppell *et al.* 2005). Adult survival rates have been estimated for some DPSs. Studies have indicated that the survival rates of adult loggerhead turtles are generally greater than 0.8/yr (0.81; Frazer 1983, 0.88; Chaloupka and Limpus 2002, 0.85; Hedges 2007, 0.81). These estimates, however, likely include anthropogenic mortalities. Consequently, the available estimates are negatively biased as the lower bound of natural mortality. Similarly for juveniles, available estimates for juvenile survival rates include anthropogenic mortality rates (Bjorndal *et al.* 2003b, Braun-McNeill *et al.* 2007b, Sasso and Epperly 2007).

The relationship between possible ranges of juvenile survival rates and maximum population growth rates was evaluated graphically. The asymptotic population growth rate of a stage-based matrix model is a function of fertility, survival rates, and transition probabilities. Consequently, the relationship among the average juvenile survival rates, first year survival rates, and dominant eigen values can be plotted. We considered adult survival rates from 0.8 to 0.99 per year, juvenile survival rates from 0.7 to 0.95 per year, and the first year survival from 0.01 to 0.5 per year. To constrain the parameter space, we made an assumption that the average juvenile survival rate to be less than the average adult survival rate. Examinations of relationships among these parameters allowed us to find the plausible maximum population growth rate (λ).

In this analysis, several life history parameters were conjectured from experts' knowledge or based on estimates from small sample sizes (SD of AFR, AFR, proportion of time spent in particular habitat). To determine how these parameters would affect the result of the analysis, a series of sensitivity analyses were conducted. Results of these sensitivity analyses are provided as supplemental material.

4.3.3. Quantifying Known Threats

We quantified experts' knowledge about the existing anthropogenic threats on loggerhead turtles, which consequentially were combined with the projection model described in the previous section. Because the levels of the existing anthropogenic threats differ among habitats (e.g., high seas vs. coastal oceanic shelf), juveniles and adults were further separated into neritic and oceanic stages. Threats, therefore, were determined for the following six stages: (1) eggs/hatchlings, (2) neritic juveniles, (3) oceanic juveniles, (4) neritic adults, (5) oceanic adults, and (6) nesting females. For each of the following four factors, experts were asked to categorize

known threats for each stage in high, medium, low, or very low, according to the level of additional annual mortality (μ), where High = $0.20 < \mu \leq 0.25$, Medium = $0.10 < \mu \leq 0.20$, Low = $0.01 < \mu \leq 0.10$, and Very Low = $0 \leq \mu \leq 0.01$.

- A. The present or threatened, destruction, modification, or curtailment of its habitat or range (habitat).
- B. Overutilization for commercial, recreational, scientific, or educational purposes (overuse).
- C. Disease or predation.
- D. Other natural or manmade factors affecting its continued existence (other).

These factors corresponded to four of the five factors of the five-factor analysis under the ESA.

For four DPSs (Northwest Atlantic, South Atlantic, South Pacific, and North Pacific), experts were not able to distinguish anthropogenic mortalities from the natural mortalities. Consequently, anthropogenic mortalities were computed using the assumed base matrix model, which was described in the previous section. Let μ_n = annual natural mortality, μ_a = annual anthropogenic mortality, and μ = annual total mortality. In the discrete time scale, the total mortality is:

$$\mu = 1 - (1 - \mu_a)(1 - \mu_n). \quad (6)$$

Consequently, the annual anthropogenic mortality can be computed from the total and natural mortalities:

$$\mu_a = 1 + \frac{\mu - 1}{\mu_n - 1} \quad (7)$$

To use these threat levels in calculations, we used the range of mortality values. For example, when the effect of a factor to a stage is categorized as ‘Low,’ 0.01 and 0.10 were used in the calculations as the lower and upper limits, respectively. To compute the total mortality, mortalities from four factors were summed, which bounded the upper limit of “High” at 0.25.

For the three adult stages, threats for three habitats (neritic, oceanic, and nesting) were pooled to conform to the projection model. Because adult loggerheads may use multiple habitats within a year, where they are exposed to different threats, we computed the total annual anthropogenic mortality rate from a threat table using the following two equations. During a nesting year, the total anthropogenic mortality of nesting females is:

$$\mu_{adult, nesting} = 1 - (1 - \mu_{adult}^{neritic})^{T_{N, nesting}} (1 - \mu_{adult}^{oceanic})^{T_{O, nesting}} (1 - \mu_{adult}^{terrestrial}). \quad (8)$$

where $\mu_{adult, nesting}$ = annual anthropogenic mortality rate for adult females during the nesting year, μ_{adult}^h = annual adult anthropogenic mortality in the habitat h from a threat table, where h is either oceanic, neritic, or nesting, and $T_{N,j}$, and $T_{O,j}$ are the average durations adult loggerhead turtles spend their time annually in neritic and oceanic habitats in years, respectively, and j is either nesting or non-nesting. The total anthropogenic mortality rate during a non-nesting year is:

$$\mu_{adult,non-nesting} = 1 - (1 - \mu_{adult}^{neritic})^{T_{N,non-nesting}} (1 - \mu_{adult}^{oceanic})^{T_{O,non-nesting}}, \quad (9)$$

Finally, with an estimated mean remigration interval (R), we calculated the average annual anthropogenic mortality rate of adults by:

$$\mu_{adult} = 1 - \sqrt[R]{(1 - \mu_{adult,non-nesting})^R (1 - \mu_{adult,nesting})}. \quad (10)$$

The following tables and calculations show an example of computing a total anthropogenic mortality for a DPS.

Step 1: A hypothetical threat matrix using experts' opinions.

	Habitat	Overuse	Disease and predation	Other
Eggs/hatchlings	L	H	L	L
Juveniles (Neritic)	L	L	L	L
Juveniles (Oceanic)	L	L	M	L
Adults (Neritic)	L	L	L	L
Adults (Oceanic)	L	L	L	L
Females (Nesting)	L	H	L	L

Step 2: Quantify experts' opinions and sum over four factors.

	Habitat	Overuse	Disease and predation	Other	Total
Eggs/hatchlings	0.01-0.10	0.20-0.25	0.01-0.10	0.01-0.10	0.23-0.55
Juveniles (Neritic)	0.01-0.10	0.01-0.10	0.01-0.10	0.01-0.10	0.04-0.40
Juveniles (Oceanic)	0.01-0.10	0.01-0.10	0.10-0.20	0.01-0.10	0.13-0.50
Adults (Neritic)	0.01-0.10	0.01-0.10	0.01-0.10	0.01-0.10	0.04-0.40
Adults (Oceanic)	0.01-0.10	0.01-0.10	0.01-0.10	0.01-0.10	0.04-0.40
Females (Nesting)	0.01-0.10	0.20-0.25	0.01-0.10	0.01-0.10	0.23-0.55

Step 3: Combine anthropogenic mortalities within adult stage.

For the worst case scenario, $\mu_{adult}^{neritic} = 0.40$, $\mu_{adult}^{oceanic} = 0.40$, and $\mu_{adult}^{terrestrial} = 0.55$. Using the data or experts' opinions on the time spent in each habitat, hypothetically, $T_{N,non-nesting} = 7$ months, $T_{O,non-nesting} = 5$ months, $T_{N,non-nesting} = 3$ months, $T_{O,non-nesting} = 9$ months, and $R = 3$ years.

$$\begin{aligned} \mu_{adult,non-nesting} &= 1 - (1 - \mu_{adult}^{neritic})^{T_{N,non-nesting}} (1 - \mu_{adult}^{oceanic})^{T_{O,non-nesting}} \\ &= 1 - (1 - 0.40)^{\frac{3}{12}} (1 - 0.40)^{\frac{9}{12}} \\ &= 0.40 \\ \mu_{adult,nesting} &= 1 - (1 - \mu_{adult}^{neritic})^{T_{N,nesting}} (1 - \mu_{adult}^{oceanic})^{T_{O,nesting}} (1 - \mu_{adult}^{terrestrial}) \\ &= 1 - (1 - 0.40)^{\frac{7}{12}} (1 - 0.40)^{\frac{5}{12}} (1 - 0.55) \\ &= 0.73 \end{aligned}$$

$$\begin{aligned}\mu_{adult} &= 1 - \sqrt{(R+1)} \sqrt{\left(1 - \mu_{adult, non-nesting}\right)^R \times \left(1 - \mu_{adult, nesting}\right)} \\ &= 1 - \left(0.60^3 \times 0.73\right)^{\frac{1}{4}} \\ &= 0.5279\end{aligned}$$

To evaluate the effects of these additional anthropogenic mortalities on asymptotic population growth rates, these values were combined with the base matrix model.

4.3.4. Combining Additional Mortalities and the Base Matrix Model

Anthropogenic mortalities, quantified by the methods described in the previous section, were combined with the base matrix models from the first section via the “harvest” model described in Caswell (2001; Chapter 18). In the harvest model, the proportion of each stage group that survives the harvest is used to construct a “harvest matrix.” Because many of these anthropogenic threats to loggerhead turtle populations are not considered as harvest for human consumptions, we call them “threat survival matrices.” A threat survival matrix and the base matrix model for each DPS are multiplied together to construct a projection model with anthropogenic mortalities (Caswell 2001).

A threat survival matrix is a diagonal matrix: $\mathbf{S} = \text{diag}(s_1, \dots, s_c)$, where s_i is the proportion of stage i surviving the threats ($s_i = 1 - \mu_i$) and c is the number of stages. We assume a linear model:

$$\mathbf{n}(t+1) = \mathbf{SAn}(t), \quad (11)$$

where t indicates time and \mathbf{n} is a vector of stage-specific abundances (Caswell 2001). The dominant eigen value of \mathbf{SA} is the asymptotic growth rate of the population with additional anthropogenic mortalities. Using the ranges of anthropogenic mortalities from each threat matrix, we computed the best and worst case scenarios of the dominant eigen value for each DPS. If a dominant eigen value is less than one, the population will decrease in the future, and vice versa. We did not consider the uncertainty in the estimated parameters, variability in the parameters over time, and the distribution of anthropogenic mortalities because such information was unavailable. The result, therefore, is a range of possible population growth rates (λ) rather than a distribution.

To show the rate of possible population change in another way, we deterministically project a hypothetical population using the base projection matrix with threat survival matrix. The initial abundance of the simulation was assumed to follow the stable age distribution of the base matrix model.

To determine how “very low” level of threats may affect the computations of the population growth rate, analysis was conducted with all categories with threat levels “very low.” This analysis provided the baseline with which the other results can be compared. Because experts’ opinions on mortalities were provided for either with natural mortality (Northwest Atlantic, South Atlantic, South Pacific, and North Pacific) or without natural mortality, the effect of this difference also was determined with analysis using this hypothetical threat matrix.

4.4. Results

4.4.1. Results—Pristine Population Parameters

For plausible ranges of adult survival rates (0.80-0.99/yr), first year survival rates (0.01-0.5/yr), and juvenile survival rates (0.7-0.95/yr), the maximum population growth rates appeared to be less than 10%/yr for all DPSs. We found many combinations of the parameters to be unlikely because of the necessarily high average juvenile survival rates (Figures 11-17).

Except for the Mediterranean Sea DPS (Figure 16), differences among DPSs were negligible. This exception was due to the differences in fertility parameters, where the Mediterranean Sea DPS had low average eggs per clutch (95 eggs per clutch) and low number of clutches per female (2, Table 1).

Parameters that defined habitat use were similar among all DPSs, except the North Pacific DPS (Table 1). For the North Pacific DPS, the proportion of time juveniles spend in the neritic habitat (off the coast of Baja Peninsula, Mexico) was less (7%) than for other DPSs (50-65.5%). The difference for this DPS comes from the experts' opinions that a large fraction of the juvenile loggerheads of this DPS remain in the pelagic habitat. Further, those juveniles along the coast of Baja Peninsula are thought to remain in the area for many years.

As expected, the sensitivity analysis indicated the change in the mean AFR can affect the relationship among the survival rates and asymptotic population growth rates (Supplemental Figures S1-S7). For the same value of CV, older age at first reproduction resulted in higher average survival rates of juveniles and adults to sustain an asymptotic population growth rate. Effects of CVs were less than those of the mean AFR. For the following analyses, we use the mean AFR = 30 and CV = 0.17 (or SD of AFR = 5).

4.4.2. Results—Threat Matrix

The analysis with a hypothetical threat matrix with all threat categories set to “very low” indicated the obvious effects of combining anthropogenic and natural mortalities in a threat matrix. For those threat matrices of DPSs that included natural mortalities, computed anthropogenic mortalities were necessarily less than the assumed thresholds. Consequently, ranges of possible λ values for those DPSs were less than those DPSs that included only anthropogenic mortalities in their threat matrices (Figures 18 and 19).

When the natural population growth rate was assumed to be 1.05 (or 5% annual increase) and all threats were assumed “very low,” a fraction of the dominant eigen values were less than 1.0 (Figure 18). This result indicated that with the natural population growth rate of 5% per annum, a loggerhead turtle population cannot sustain even small threats for all stages. When the natural population growth rate was assumed to be 1.10 (or 10% annual increase) and all threats were assumed to be “very low,” all dominant eigen values were greater than 1 (Figure 19).

The total anthropogenic mortality rates were as high as 20% of a stage class even under the best case scenarios. For the worst case scenarios, they were up to 50% of additional mortality of a stage class (neritic juveniles for the North Pacific DPS, neritic juveniles and adults for the Northwest Atlantic DPS, and eggs/hatchling for the Mediterranean Sea DPS). The available information did not allow us to separate anthropogenic and natural mortalities for four DPSs, which are indicated by asterisks. To compute the anthropogenic mortalities for each threat category, the total mortality was divided by the assumed natural mortality.

To construct a threat matrix for each DPS, experts researched peer-reviewed and gray literature on anthropogenic mortalities. Further, the team contacted scientists who are familiar with the DPS's for additional but unpublished information. The goal of this exercise was to categorize fatal anthropogenic threats to each stage at various habitats.

4.4.2.1. North Pacific Ocean DPS

For the North Pacific DPS, the greatest anthropogenic threats exist for the neritic juveniles and neritic adults, where the coastal fisheries in Baja California, Mexico, and Japan kill significant number of turtles (Kamezaki *et al.* 2003, Peckham *et al.* 2007). A large number of loggerhead turtles (~1,000 annually) die in Baja bottom-set gillnet/longline fisheries (Koch *et al.* 2006, Peckham *et al.* 2007, Peckham *et al.* 2008). Fisheries bycatch also is present in West Pacific neritic foraging areas (Cheng and Chen 1997). Recent investigations show major threat off coastal Japan due to pound net fisheries (T. Ishihara, Sea Turtle Association of Japan, personal communication, 2007). Coastal development, such as the building of seawalls, erosion control structures, beachfront lighting, vehicular and pedestrian traffic, sand extraction, beach pollution, removal of native vegetation, and planting of non-native vegetation, has resulted in reduction of available habitat for the eggs and hatchlings of this DPS (Suganuma 2002, Kamezaki *et al.* 2003, Kudo *et al.* 2003). Beach debris also attributes to deaths of hatchlings and nesting adults (H. Peckham, ProPeninsula, personal communication, 2009). Although no quantitative studies have been conducted, low hatching success has been documented at important beaches in recent years.

	Habitat	Overuse	Disease/ Predation	Other	Best	Worst
Eggs/hatchlings	M	VL	L	L	0.12	0.41
Neritic juveniles	L	L	L	M	0.13	0.50
Oceanic juveniles	VL	L	VL	L	0.02	0.22
Neritic adults	L	L	VL	M	0.12	0.41
Oceanic adults	VL	VL	L	L	0.02	0.22
Nesting females	VL	VL	VL	VL	0.00	0.04

4.4.2.2. South Pacific Ocean DPS

For the South Pacific DPS, the greatest threats come from bycatch in the oceanic environment for juveniles and adults. Numerous fishery threats have been reported (Limpus and Reimer 1994; Poiner and Harris 1996; Robins *et al.* 2002a, b; Kelez *et al.* 2003; Alfaro-Shigueto *et al.* 2006; Donoso and Dutton 2006; Alfaro-Shigueto *et al.* 2008b; Limpus 2009). On average, 40 adult females are taken annually in aboriginal harvest (Limpus 2009).

	Habitat	Overuse	Disease/ Predation	Other	Best	Worst
Eggs/hatchlings	L	L	L	L	0.04	0.40
Neritic juveniles	L	L	L	L	0.04	0.40
Oceanic juveniles	VL	VL	VL	M	0.10	0.23
Neritic adults	L	L	L	L	0.04	0.40
Oceanic adults	VL	VL	L	M	0.11	0.32
Nesting females	VL	M	VL	VL	0.10	0.23

4.4.2.3. North Indian Ocean DPS

Threat levels for the North Indian DPS were “very low” to “low” for all factors. However, consistent low threats across all factors for eggs and hatchlings may affect the significant portion of this stage. These threats include coastal development, commercial harvest of eggs, and anticipated effects from climate change.

	Habitat	Overuse	Disease/ Predation	Other	Best	Worst
Eggs/hatchlings	L	L	L	L	0.04	0.40
Neritic juveniles	L	VL/L	L	L	0.03	0.40
Oceanic juveniles	VL	VL	VL	L	0.01	0.13
Neritic adults	L	VL/L	L	L	0.03	0.40
Oceanic adults	VL	VL	VL	L	0.01	0.13
Nesting females	L	VL	VL	L	0.02	0.22

4.4.2.4. Southeast Indo-Pacific Ocean DPS

Humans have small effects on each element of the Southeast Indo-Pacific DPS. Combined together, however, a large proportion of eggs and hatchlings (~30%) may be affected by human activities.

	Habitat	Overuse	Disease/ Predation	Other	Best	Worst
Eggs/hatchlings	VL/L	VL	L	L	0.02	0.31
Neritic juveniles	L	VL	VL	L	0.02	0.22
Oceanic juveniles	VL	VL	VL	L	0.01	0.13
Neritic adults	L	VL	VL	L	0.02	0.22
Oceanic adults	VL	VL	VL	L	0.01	0.13
Nesting females	VL	VL	VL	VL	0.00	0.04

4.4.2.5. Southwest Indian Ocean DPS

For the Southwest Indian DPS, wide ranges of total mortalities were found for eggs/hatchlings, neritic juveniles, and neritic adults. These wide ranges result from conservative speculation for scant information on anthropogenic mortalities.

	Habitat	Overuse	Disease/ Predation	Other	Best	Worst
Eggs/hatchlings	VL/L	L	L	L	0.03	0.40
Neritic juveniles	L	VL/L	VL	L/M	0.02	0.40
Oceanic juveniles	VL	VL	VL	L	0.01	0.13
Neritic adults	L	VL/L	VL	L/M	0.02	0.41
Oceanic adults	VL	VL	VL	L	0.01	0.13
Nesting females	VL	VL	VL	VL	0.00	0.04

4.4.2.6. Northwest Atlantic Ocean DPS

High threat levels were reported for neritic juveniles and neritic adults. Further, the anthropogenic mortalities for oceanic juveniles and oceanic adults were considered “high.” These were mostly due to the fishery bycatch. Significant mortality occurs in longline fisheries, bottom and mid-water trawl fisheries, dredge fisheries, gillnet fisheries, and pot/trap fisheries operating in the Gulf of Mexico and Northwest Atlantic. Although total mortality from all fisheries has not been estimated, the combined mortalities are likely significant. Entanglement in marine debris is an additional threat. Further, boat strikes are another growing anthropogenic source of mortality in neritic waters (NMFS, unpublished data; Florida Fish and Wildlife Conservation Commission, unpublished data).

	Habitat	Overuse	Disease/ Predation	Other	Best	Worst
Eggs/hatchlings	L	VL	L	L	0.03	0.31
Neritic juveniles	L	L	L	M	0.13	0.50
Oceanic juveniles	VL	VL	VL	M/H	0.10	0.28
Neritic adults	L	L	L	M	0.13	0.50
Oceanic adults	VL	VL	VL	M/H	0.10	0.28
Nesting females	VL	VL	VL	VL	0.00	0.04

4.4.2.7. Northeast Atlantic Ocean DPS

For the Northeast Atlantic DPS, relatively high threats are reported for terrestrial, neritic, and oceanic habitats. The largest source of anthropogenic mortality is deliberate hunting of nesting females. Other threats include harvest of eggs and hatchlings, incidental capture, particularly in fisheries, propeller and boat strikes, exposure to hydrocarbons, marine debris ingestion, and bioaccumulation of metals (see Section 5.2.7.). Sand mining has impacted the terrestrial habitats and changes in trophic structure likely have occurred in both the neritic and oceanic environments of the region. Shifts in ocean currents, and ecosystem shifts in prey distribution and abundance, could occur with climate change.

	Habitat	Overuse	Disease/ Predation	Other	Best	Worst
Eggs/hatchlings	L	L	VL	L	0.03	0.31
Neritic juveniles	L	L	VL	M	0.12	0.41
Oceanic juveniles	VL	VL	VL	M/H	0.10	0.28
Neritic adults	L	L	VL	M	0.12	0.41
Oceanic adults	VL	VL	VL	M/H	0.10	0.28
Nesting females	VL	H	VL	L	0.21	0.37

4.4.2.8. Mediterranean Sea DPS

Fishery bycatch was the greatest threat for the Mediterranean Sea DPS. For neritic and oceanic juveniles and adults, these threats were considered to be “medium” or “high.” Bycatch of juveniles in trawl and gillnet fisheries is considered significant (Laurent 1991, Argano *et al.* 1992, Di Natale 1995, Lazar and Tvrtkovic 1995, Laurent *et al.* 1996, Camiñas 1997, Gerosa and Casale 1999, Silvani *et al.* 1999, Lazar *et al.* 2000, Laurent *et al.* 2001, Camiñas 2004, Carreras *et al.* 2004, Casale *et al.* 2004, Tudela *et al.* 2005, Casale *et al.* 2007, Jribi *et al.* 2007, Casale 2008). See Section 5.2.8.5. for capture levels/citations. Other notable concerns are pollution/debris and vessel collisions. Climate change due to greenhouse gas emissions was considered as an exacerbating effect to the natural climate environment, but the actual long-term impacts (e.g., changes to sex ratios) are unknown. The other significant threat comes from habitat destructions that affect the eggs and hatchlings at nesting beaches.

	Habitat	Overuse	Disease/ Predation	Other	Best	Worst
Eggs/hatchlings	M	L	L	L	0.13	0.50
Neritic juveniles	L	L	VL	M/H	0.12	0.46
Oceanic juveniles	VL	L	VL	M/H	0.11	0.37
Neritic adults	L	L	L	M/H	0.13	0.55
Oceanic adults	VL	L	VL	M/H	0.11	0.37
Nesting females	VL	L	VL	VL	0.01	0.13

4.4.2.9. South Atlantic Ocean DPS

Significant anthropogenic threats exist for juvenile stages of the South Atlantic DPS. For these stages, the most significant factor is fishing bycatch, where coastal and oceanic fishery operations interact with loggerheads in the area (Bugoni *et al.* 2008). Further, bycatch in longline fisheries appear to have significant effects on juvenile loggerheads in the high seas (Pinedo and Polacheck 2004, Kotas *et al.* 2004).

	Habitat	Overuse	Disease/ Predation	Other	Best	Worst
Eggs/hatchlings	L	L	VL	L	0.03	0.31
Neritic juveniles	L	VL	L	M	0.12	0.41
Oceanic juveniles	VL	VL	L	H	0.21	0.37
Neritic adults	L	VL	L	L	0.03	0.31
Oceanic adults	VL	VL	L	L	0.02	0.22
Nesting females	VL	VL	VL	VL	0.00	0.04

4.4.3. DPS Status

According to the analysis using experts' opinions, all loggerhead turtle DPSs may be declining at rapid rates (Figures 20 and 21). The Northeast Atlantic and Mediterranean DPSs appeared to be particularly in bad shape.

This approach to the risk analysis presented several important points. First, the lack of precise estimates of age at first reproduction hindered precise assessment of the status of any DPS. Within the range of possible ages at first reproduction of the species, however, some DPSs may decline rapidly regardless of the exact age at first reproduction because of high anthropogenic mortality.

Second, the lack of precise estimate of anthropogenic mortalities resulted in a wide range of possible status. For the best case scenario, a DPS may be growing, whereas the same DPS is considered as declining rapidly for the worst case scenario (Figures 20-23). The precise prognosis of each DPS relies on obtaining precise estimate of anthropogenic mortality and vital rates.

Third, the assessment of a population without the information on natural and anthropogenic mortalities is difficult. Because of the longevity of the species, loggerhead turtles require high survival rates throughout their life to maintain a population. Anthropogenic mortality on the species occurs at every stage of their life, where the magnitude of the mortality is often unknown. As it was shown in this document, the upper end of natural mortality can be computed from available information. The lack of information on anthropogenic mortalities, however, leads to assessments that need to rely on anecdotal information and conjecture, which often result in pessimistic picture of the species. For assessment analyses to be accurate, information on anthropogenic threats need to be quantified as precisely as possible.

4.5. Synthesis

The two approaches the team used to evaluate the risk of loggerhead DPSs provided opposite conclusions for the South Atlantic DPS. There was no possibility of quasi-extinction for the South Atlantic DPS according to the SQE analysis (Figure 10). The threat matrix analysis, however, indicated the high likelihood of population decline in the future (Figures 20 and 21). The SQE analysis is solely based on the counts of nesting females, whereas the threat matrix analysis is independent of the past data but rely on the known anthropogenic threats to a DPS and plausible life history parameters of the species. If adult females and older juveniles are not

affected by anthropogenic threats or the anthropogenic threats initiated in the recent past, the historic nesting beach counts would result in an increasing trend. However, if a large proportion of younger juveniles are killed by human activities, the same population will decline in the near future. On the other hand, if human impacts have reduced in the recent past, the nesting beach counts and the SQE analysis may provide pessimistic outcomes.

For three of four DPSs with sufficient data to conduct the SQE analysis (Northwest Atlantic, South Pacific, and North Pacific), the threshold of $SQE = 0.3$ was reached at $QET < 0.3$, indicating high likelihood of quasi-extinction over a wide range of QET values. Similarly, the threat matrix analysis indicated that these DPSs and the three Indian Ocean DPSs might be in danger of severe decline in the future even under the assumption of 10% per annum natural increase (Figures 21 and 23). There were not enough data to conduct the SQE analysis for Northeast Atlantic, Mediterranean, North Indian, Southwest Indian, and Southeast Indo-Pacific DPSs.

The SQE approach indicated that, based on nest count data for the past three decades, the South Pacific DPS is “at risk” and thus likely to decline in the foreseeable future. These results were based on recently published nesting census data for loggerheads at index beaches in eastern Australia (Limpus 2009). The threat matrix approach provided disparate results: in the case of the lowest anthropogenic threats, the South Pacific DPS will grow slightly, but in the worst-case scenario, the DPS is likely to substantially decline in the foreseeable future. These results are largely driven by the ongoing mortality threats to juvenile and adult loggerheads from fisheries bycatch that occurs throughout the South Pacific Ocean. Although conservation efforts by national and international groups on both sides of the South Pacific are currently working toward reducing loggerhead bycatch, it is unlikely that this source of mortality can be reduced in the near future due to the challenges of mitigating illegal, unregulated, and unreported fisheries and the continued expansion of artisanal fleets in the southeastern Pacific. Therefore, the loggerhead BRT concludes that the South Pacific DPS is currently at risk of extinction, and will remain so into the foreseeable future.

The high likelihood of the predicted decline of the Northeast Atlantic DPS of the threat matrix analysis is largely driven by the ongoing harvest of nesting females, low hatchling and emergence success, and mortality threats to juveniles and adults from fisheries bycatch that occurs throughout the eastern North Atlantic Ocean. Currently, conservation efforts to protect nesting females are growing and one of the main sources of anthropogenic mortality can be reduced greatly by beach protection and public education. Many entities currently are working toward bycatch reduction in the region, but it is unlikely that this source of mortality can be significantly reduced in the near future because of the need for both regulations of the high seas fisheries and also regulations in the coastal waters of African nations. Therefore, the BRT concluded that the Northeast Atlantic DPS is at immediate risk of extinction in the foreseeable future.

The two approaches for determining risks to the South Atlantic DPS provided different, although not incompatible, results. The SQE approach indicated that, based on nest count data for the past two decades, the population was unlikely to decline in the foreseeable future. These results were based on recently published nesting beach trend analyses by Marcovaldi and Chaloupka (2007)

and this QET analysis was consistent with their conclusions. However, the SQE approach was based on past performance of the DPS, specifically only nesting data, and did not address ongoing or future threats to segments of the DPS that might not have been nor might not yet be reflected by nest count data. The threat matrix approach provided a range of results: in the case of the lowest anthropogenic mortality rates, the population will continue to grow slightly, but in the worst-case scenario, the South Atlantic DPS is likely to decline greatly in the foreseeable future. These results were largely driven by the ongoing mortality threats to juveniles from fisheries bycatch that occurs throughout the South Atlantic Ocean. Although conservation efforts by national and international groups in the South Atlantic are currently working toward mitigating bycatch in the South Atlantic, it is unlikely that this source of mortality can be greatly reduced in the near future, largely due to inadequate funding and knowledge gaps that both inhibit implementation of large-scale management actions (Domingo *et al.* 2006). Therefore, the BRT concluded that although the South Atlantic DPS is not currently at immediate risk of extinction, but the extinction risk is likely to increase substantially in the foreseeable future.

Table 1. Life history parameters used for the nine DPSs. Juvenile survival rates (oceanic and neritic) were computed by using the negative binomial stage duration model and fixing survival rates of adults and the first year and fecundity. See text for details.

	North Pacific	South Pacific	Indian*	NW Atlantic	NE Atlantic	Med	South Atlantic
Fecundity							
Remigration interval (yrs)	2.7	3.8	3	3	3	2.6	3
Clutch freq. (yr ⁻¹)	3	3.4	5	5	5	2	5
Clutch size	116	127	101-118	115	85	95	123
Sex ratio (% female)	50	50	50	50	50	50	50
Emergence success	0.61	0.71	0.54	0.54	0.319	0.67	0.67
Habitat use							
Juveniles							
Prop. neritic	0.07	0.50	0.655	0.655	0.655	0.50	0.655
Yrs oceanic	27.0	14.5	10	10	14.5	14.5	10
Yrs neritic	2.0	14.5	19	19	14.5	14.5	19
Mean AFR (yrs)	30	30	30	30	30	30	30
SD AFR	5	5	5	5	5	5	5
Adults							
Prop. neritic (non-nesting)	0.82	0.85	0.58	0.95	0.30	0.66	0.95
Prop. neritic (nesting)	0.82	0.85	0.73	0.95	0.30	0.66	0.95
Survival rates							
Aquatic hatchlings	0.400	0.400	0.400	0.400	0.400	0.400	0.400
Oceanic juvenile							
$\lambda_0 = 1.05$	0.858	0.828	0.796	0.794	0.858	0.856	0.787
$\lambda_0 = 1.10$	0.914	0.894	0.877	0.875	0.933	0.933	0.863
Neritic juvenile							
$\lambda_0 = 1.05$	0.928	0.911	0.895	0.893	0.922	0.921	0.883
$\lambda_0 = 1.10$	0.955	0.949	0.933	0.932	0.956	0.954	0.923
Oceanic adult	0.950	0.950	0.950	0.950	0.950	0.950	0.950
Neritic adult	0.950	0.950	0.950	0.950	0.950	0.950	0.950

*All parameters are identical for three DPSs in the Indian Ocean.

Table 2. Results of the diffusion approximation analysis for each nesting beach or region. The parameter μ is the arithmetic mean of the log population growth rate, and σ^2 is the variance of the log population growth rate. CI is confidence interval. PFRU = Peninsular Florida Recovery Unit, NRU = Northern Recovery Unit, NGMRU = Northern Gulf of Mexico Recovery Unit, and GCRU = Greater Carribean Recovery Unit.

DPS	μ	95% CI μ	σ^2	95% CI σ^2
North Pacific				
All Japan	-0.032	[-0.111, 0.046]	0.020	[0.011, 0.048]
South Pacific				
Mainland Australia	-0.013	[-0.047, 0.021]	0.009	[0.006, 0.016]
Wreck Rock, Australia	-0.038	[-0.107, 0.032]	0.023	[0.014, 0.048]
Great Barrier Reef, Australia	-0.050	[-0.116, 0.017]	0.026	[0.016, 0.049]
Wreck and Tyron Islands, Australia	-0.075	[-0.150, -0.001]	0.030	[0.018, 0.058]
Southwest Indian	0.029	[0.003, 0.054]	0.005	[0.004, 0.009]
Northwest Atlantic				
PFRU	-0.026	[-0.065, 0.013]	0.005	[0.003, 0.013]
NRU	-0.012	[-0.079, 0.055]	0.021	[0.012, 0.043]
NGMRU	-0.049	[-0.121, 0.022]	0.009	[0.004, 0.029]
GCRU	-0.012	[-0.068, 0.043]	0.010	[0.006, 0.025]
South Atlantic				
Bahia and Espirito Santa, Brazil	0.046	[0.023, 0.068]	0.001	[0.001, 0.004]

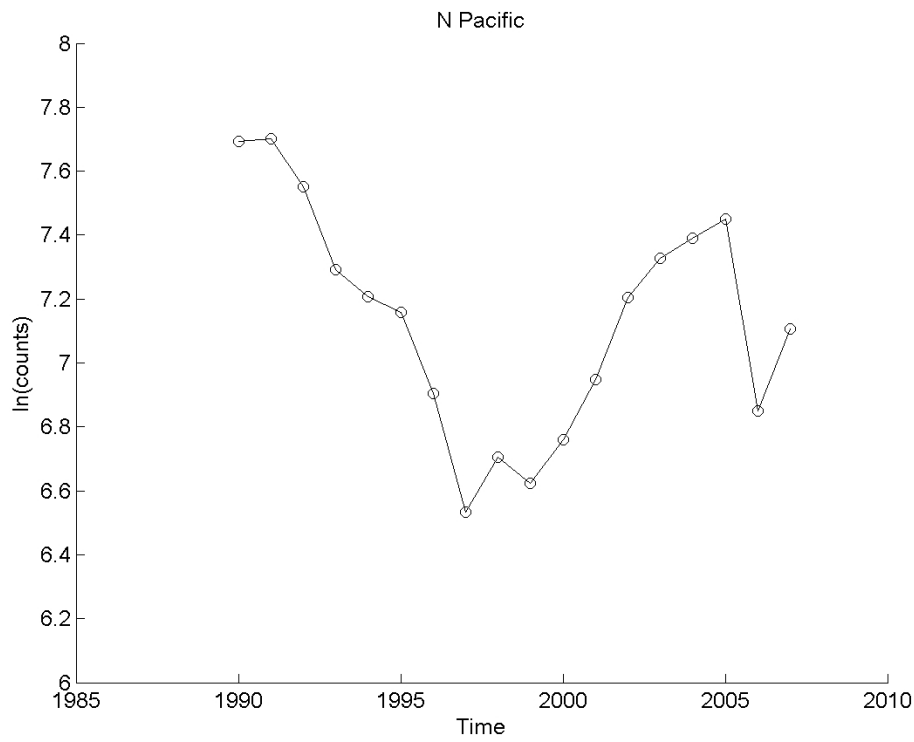


Figure 1. Change in the number of nesting females at nesting beaches for the North Pacific Ocean DPS. The number of nesting females was computed from the observed number of nests divided by the mean clutch frequency (3 yr^{-1} ; Table 1).

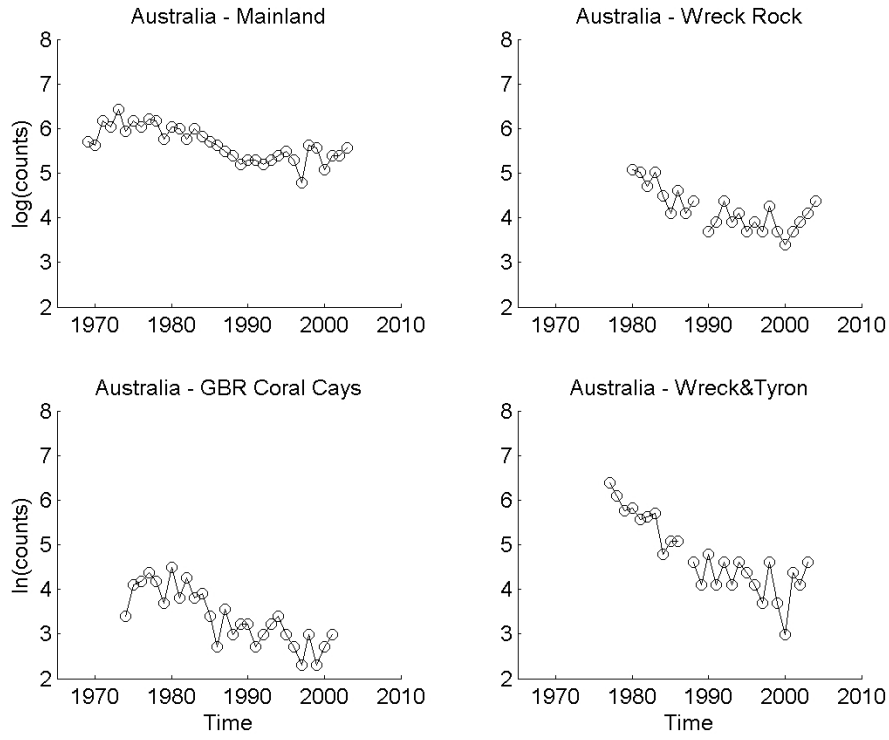


Figure 2. The change in the numbers of nesting females at four nesting beaches for the South Pacific Ocean DPS.

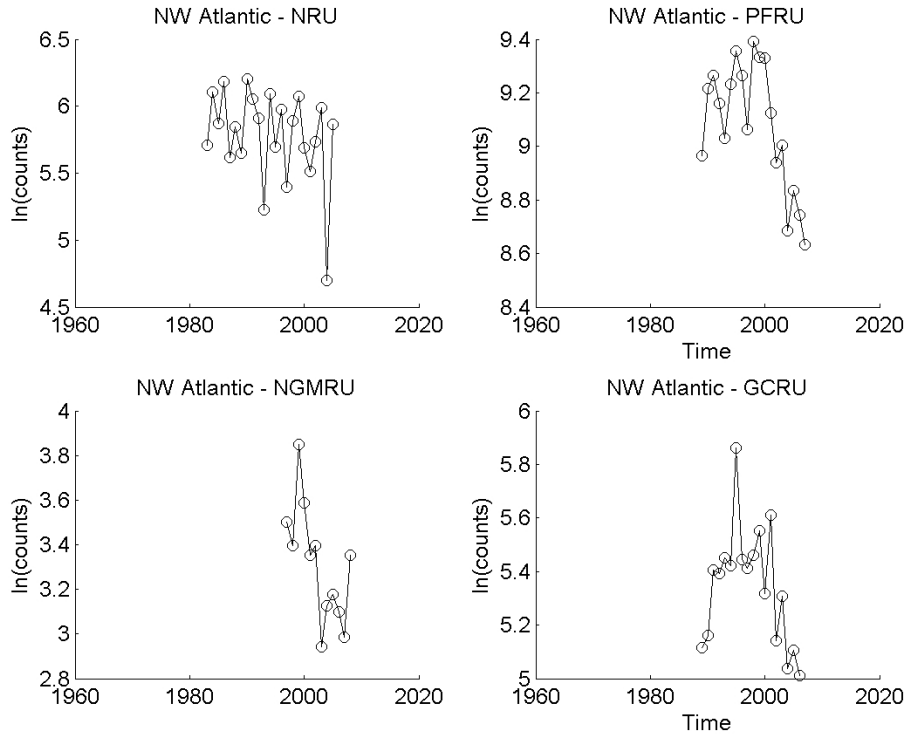


Figure 3. Change in the number of nesting females at nesting beaches for the Northwest Atlantic Ocean DPS. The number of nesting females was computed from the observed number of nests divided by the mean clutch frequency (5 yr^{-1} ; Table 1). NRU = Northern Recovery Unit, PFRU = Peninsular Florida Recovery Unit, NGMRU = Northern Gulf of Mexico Recovery Unit, and GCRU = Greater Caribbean Recovery Unit.

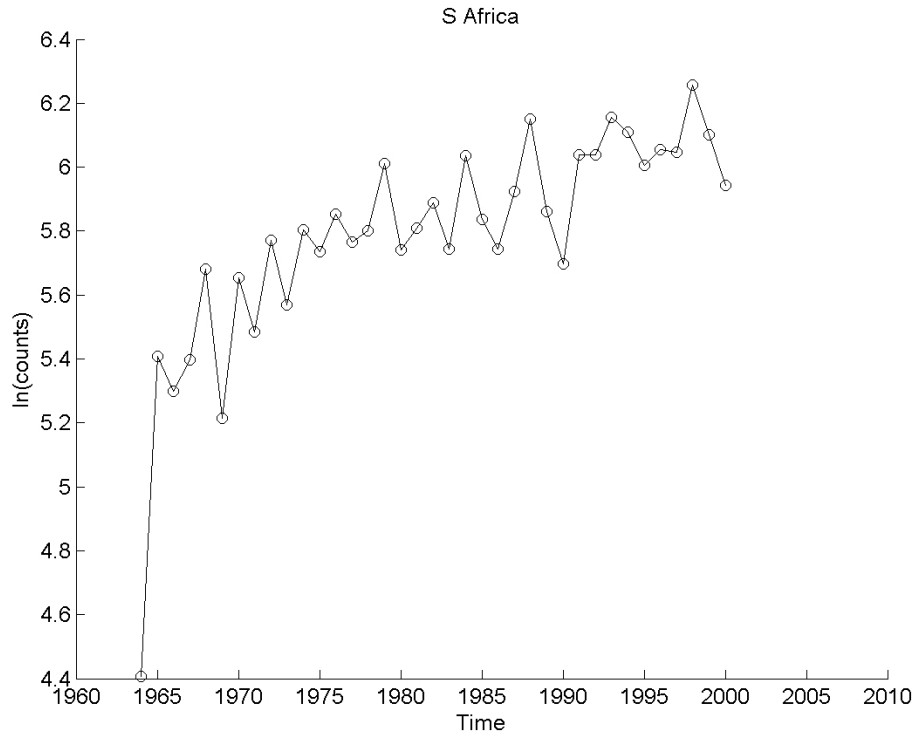


Figure 4. Change in the number of nesting females for the Southwest Indian Ocean DPS.

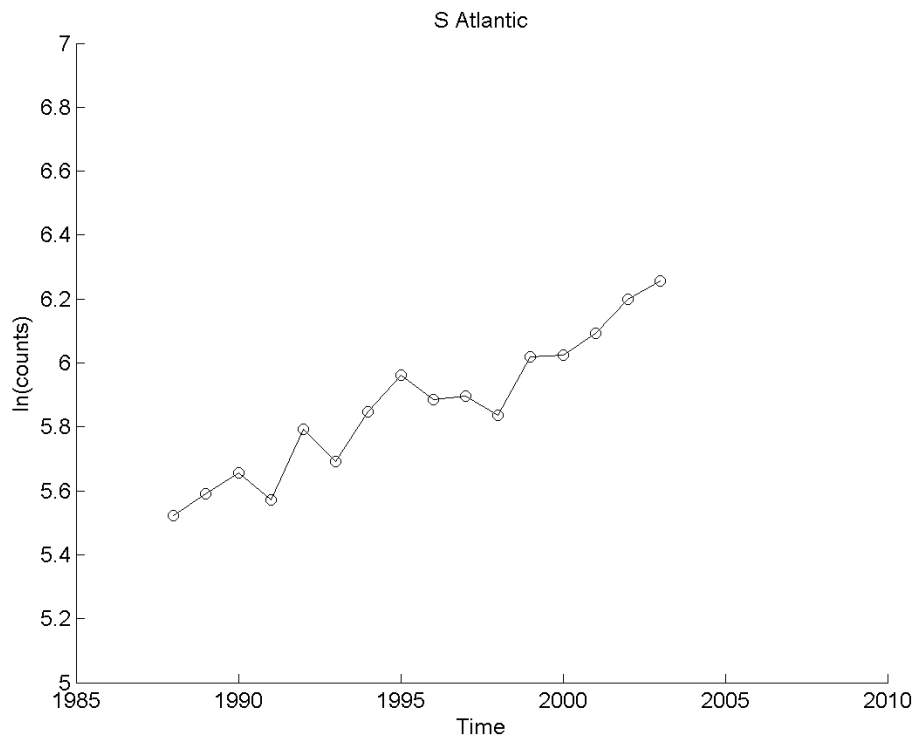


Figure 5. Change in the number of nesting females at nesting beaches for the South Atlantic Ocean DPS. The number of nesting females was computed from the observed number of nests divided by the mean clutch frequency (5 yr^{-1} ; Table 1).

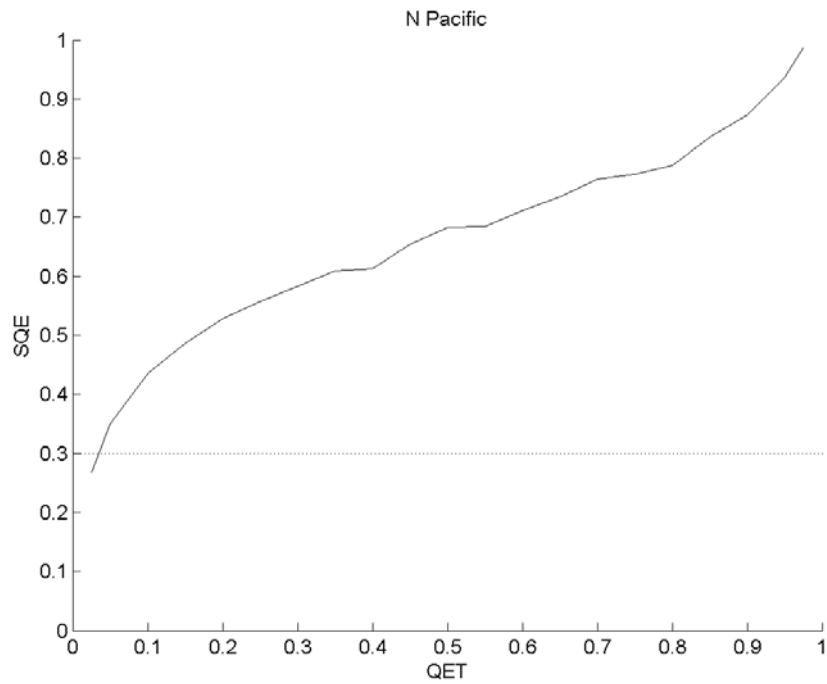


Figure 6. Susceptibility to quasi-extinction (SQE) as a function of quasi-extinction threshold (QET) for the North Pacific Ocean DPS. QET is defined as the proportion of the current female abundance. The dotted line indicates SQE = 0.3, which was adapted as the threshold for the analysis.

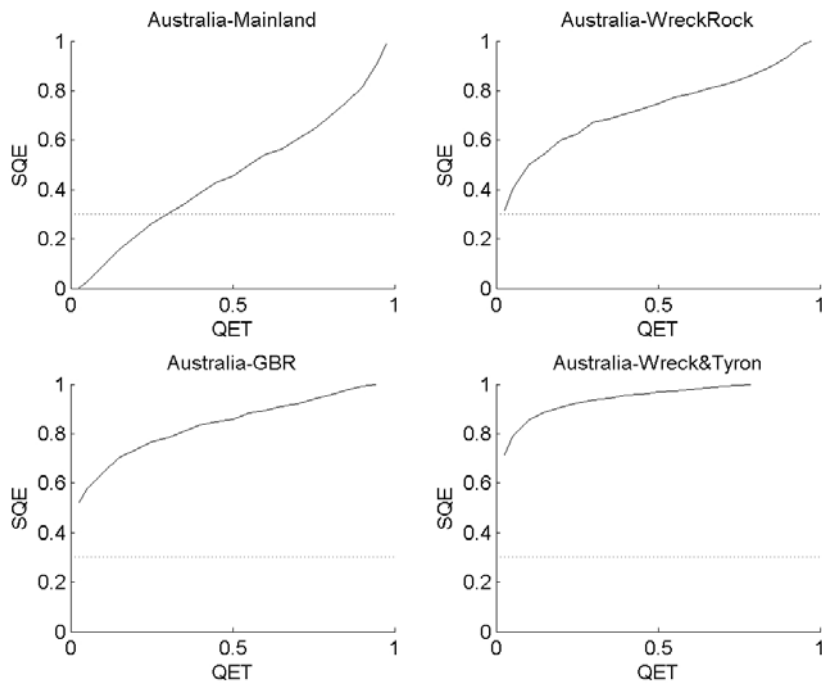


Figure 7. Susceptibility to quasi-extinction (SQE) as a function of quasi-extinction threshold (QET) for the South Pacific Ocean DPS. QET is defined as the proportion of the current female abundance. Dotted lines indicate SQE = 0.3, which was adapted as the threshold for the analysis.

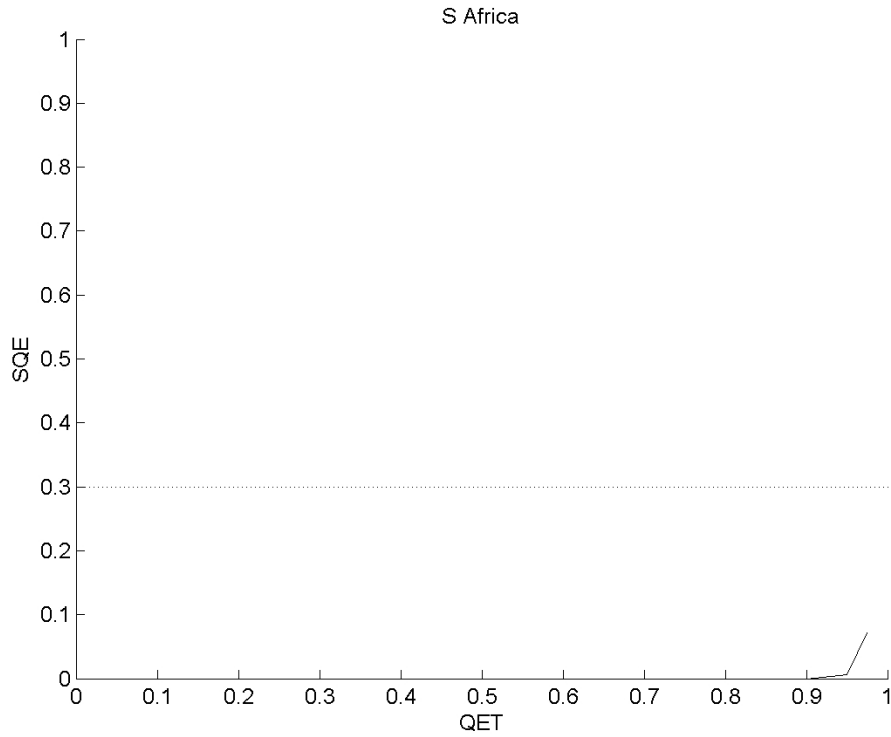


Figure 8. Susceptibility to quasi-extinction (SQE) as a function of quasi-extinction threshold (QET) for the Southwest Indian Ocean DPS. Data are for South Africa nesting beaches. QET is defined as the proportion of the current female abundance. Dotted lines indicate SQE = 0.3, which was adapted as the threshold for the analysis.

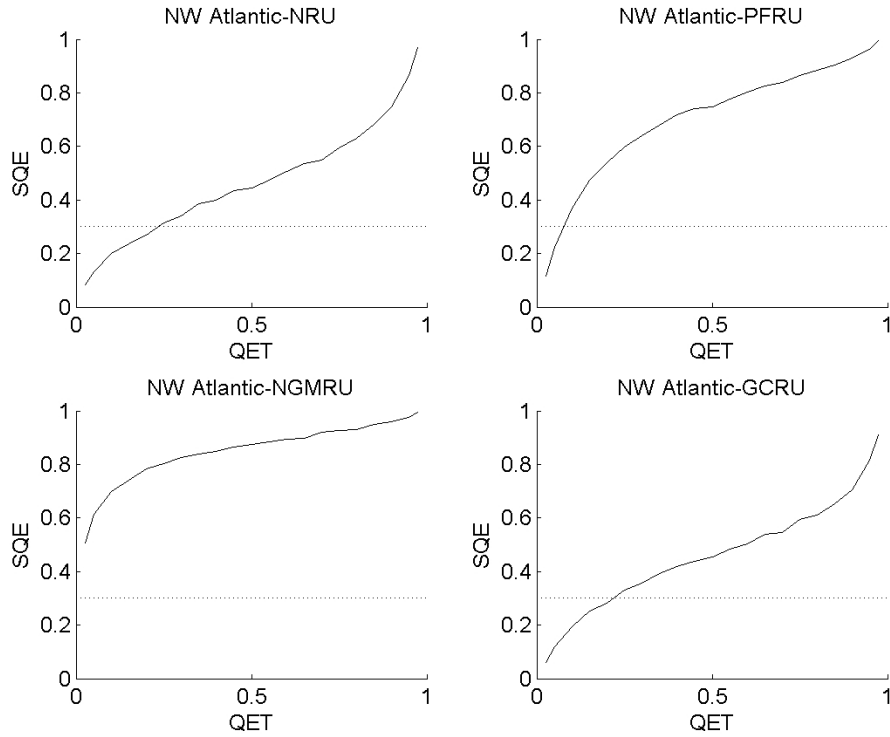


Figure 9. Susceptibility to quasi-extinction (SQE) as a function of quasi-extinction threshold (QET) for the Northwest Atlantic Ocean DPS. QET is defined as the proportion of the current female abundance. Dotted lines indicate SQE = 0.3, which was adapted as the threshold for the analysis. NRU = Northern Recovery Unit, PFRU = Peninsular Florida Recovery Unit, NGMRU = Northern Gulf of Mexico Recovery Unit, and GCRU = Greater Caribbean Recovery Unit.

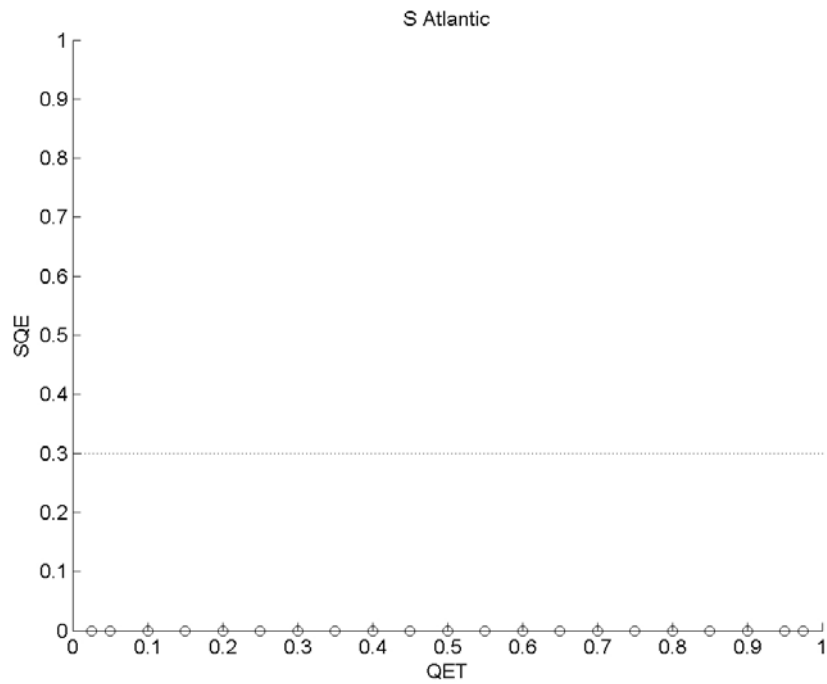


Figure 10. Susceptibility to quasi-extinction (SQE) as a function of quasi-extinction threshold (QET) for the South Atlantic Ocean DPS. QET is defined as the proportion of the current female abundance. The dotted line indicates SQE = 0.3, which was adapted as the threshold for the analysis.

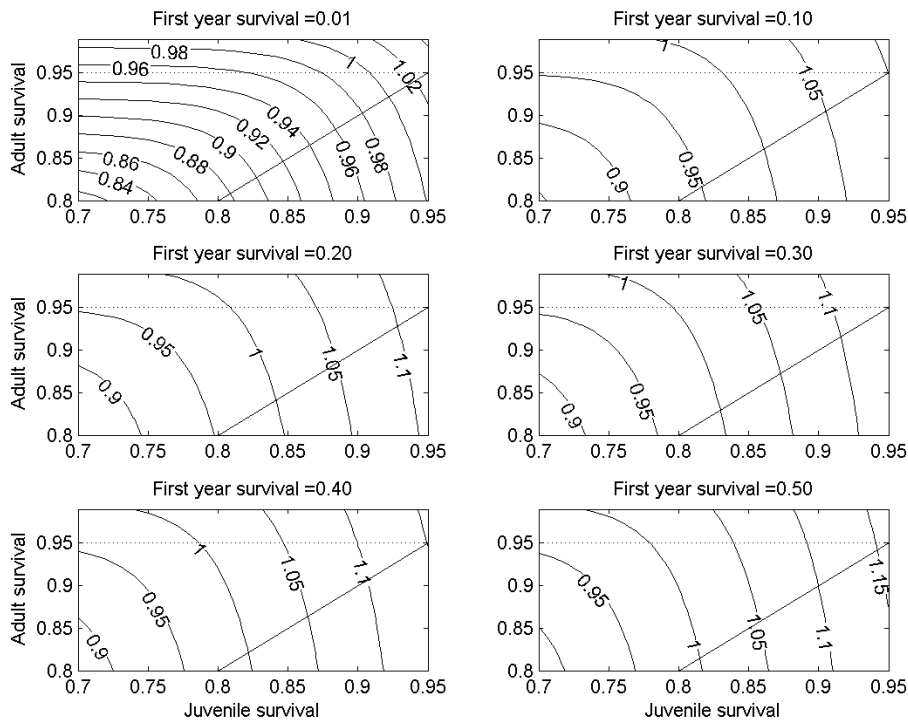


Figure 11. Relationships among adult survival rate, juvenile survival rate, first year survival rate, and the dominant eigen value for the North Pacific Ocean DPS. Contour lines indicate the dominant eigen values, whereas the diagonal lines indicate equal annual survival rates between juveniles and adults. Dashed horizontal lines indicate the assumed adult survival rate for the base matrix model. The mean age at first reproduction was assumed at 30 and its standard deviation 5.

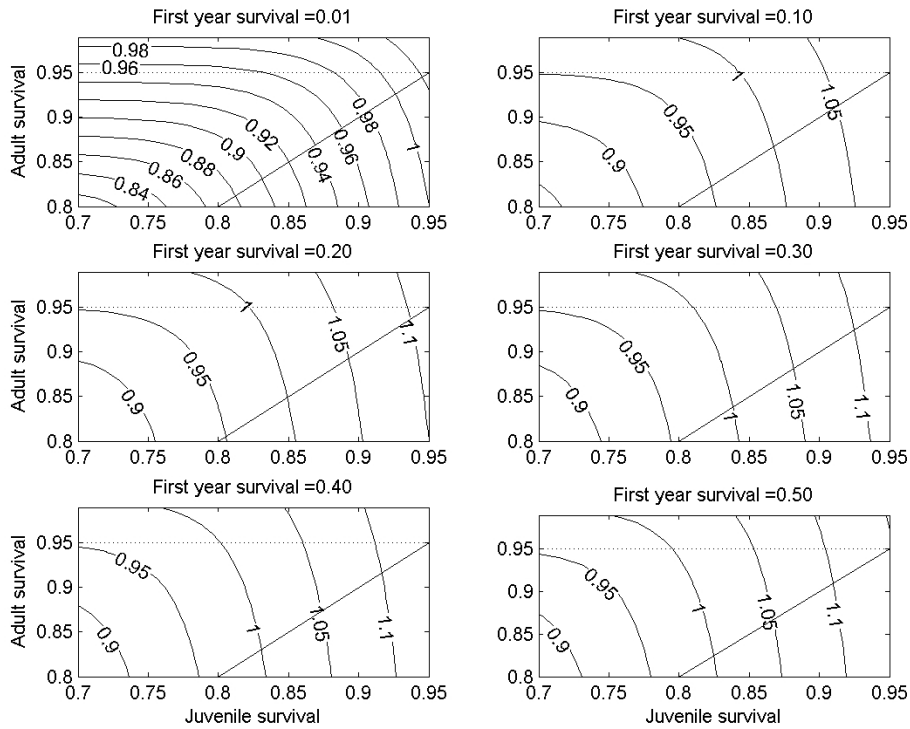


Figure 12. Relationships among adult survival rate, juvenile survival rate, first year survival rate, and the dominant eigen value for the South Pacific Ocean DPS. Contour lines indicate the dominant eigen values, whereas the diagonal lines indicate equal annual survival rates between juveniles and adults. Dashed horizontal lines indicate the assumed adult survival rate for the base matrix model. The mean age at first reproduction was assumed at 30 and its standard deviation 5.

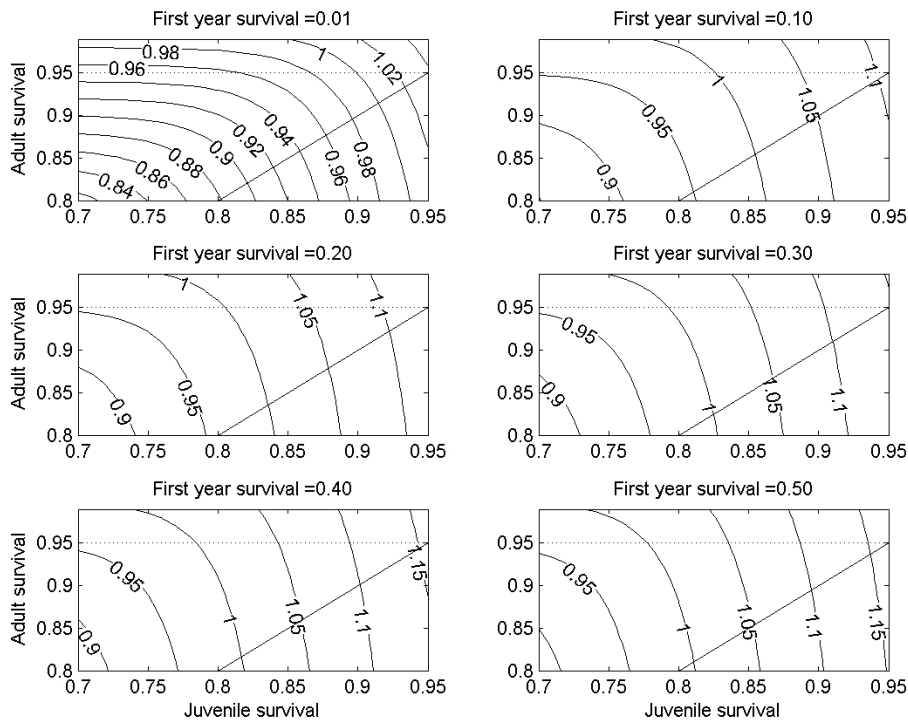


Figure 13. Relationships among adult survival rate, juvenile survival rate, first year survival rate, and the dominant eigen value for the North Indian Ocean, Southeast Indo-Pacific Ocean, and Southwest Indian Ocean DPSs. Contour lines indicate the dominant eigen values, whereas the diagonal lines indicate equal annual survival rates between juveniles and adults. Dashed horizontal lines indicate the assumed adult survival rate for the base matrix model. The mean age at first reproduction was assumed at 30 and its standard deviation 5.

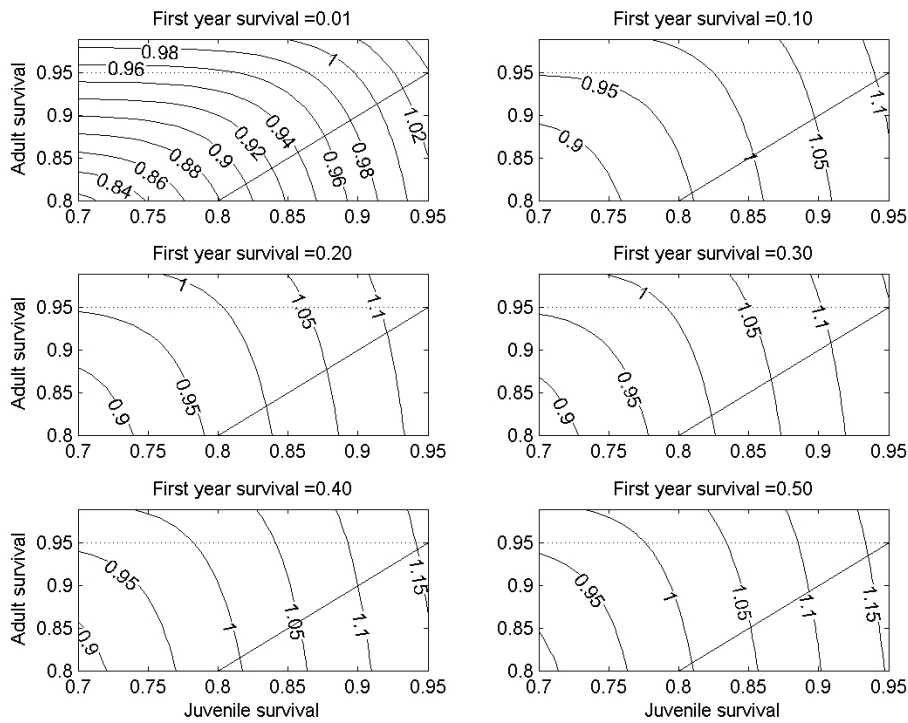


Figure 14. Relationships among adult survival rate, juvenile survival rate, first year survival rate, and the dominant eigen value for the Northwest Atlantic Ocean DPS. Contour lines indicate the dominant eigen values, whereas the diagonal lines indicate equal annual survival rates between juveniles and adults. Dashed horizontal lines indicate the assumed adult survival rate for the base matrix model. The mean age at first reproduction was assumed at 30 and its standard deviation 5.

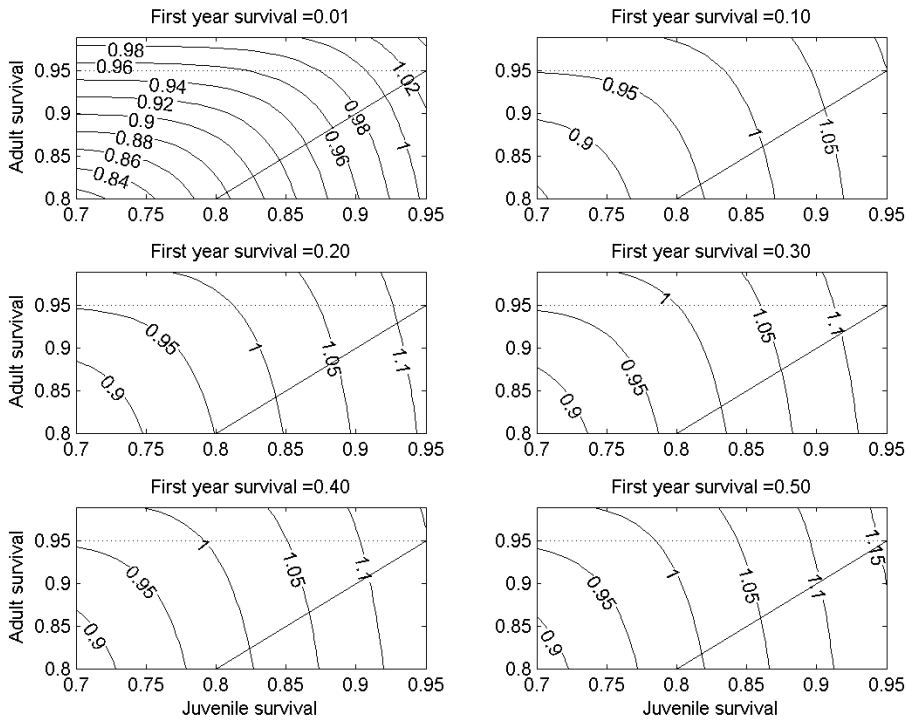


Figure 15. Relationships among adult survival rate, juvenile survival rate, total first year survival rate, and the dominant eigen value for the Northeast Atlantic Ocean DPS. Contour lines indicate the dominant eigen values, whereas the diagonal lines indicate equal annual survival rates between juveniles and adults. Dashed horizontal lines indicate the assumed adult survival rate for the base matrix model. The mean age at first reproduction was assumed at 30 and its standard deviation 5.

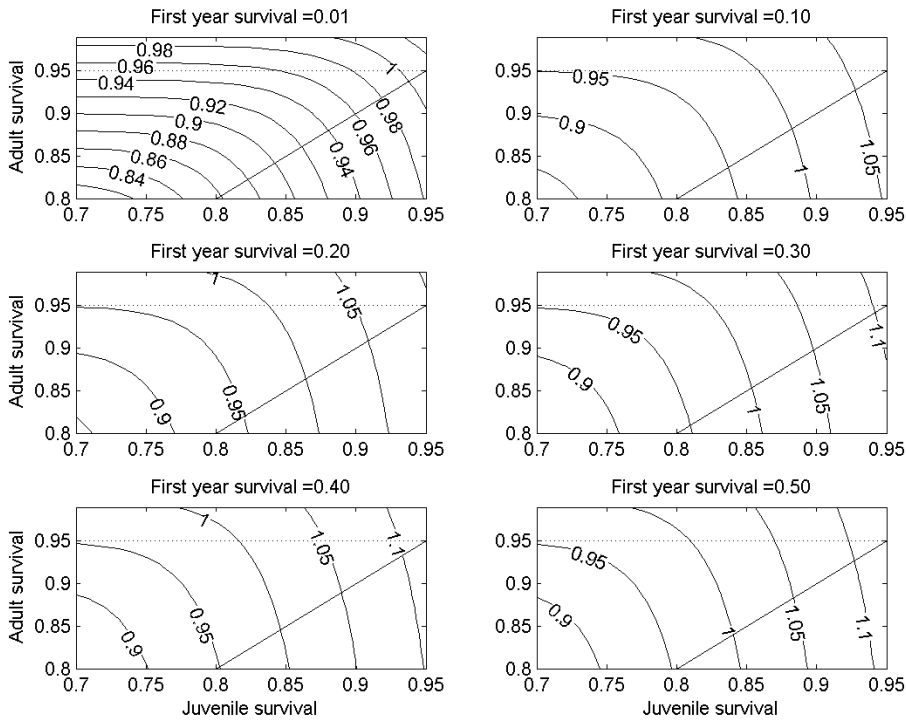


Figure 16. Relationships among adult survival rate, juvenile survival rate, first year survival rate, and the dominant eigen value for the Mediterranean Sea DPS. Contour lines indicate the dominant eigen values, whereas the diagonal lines indicate equal annual survival rates between juveniles and adults. Dashed horizontal lines indicate the assumed adult survival rate for the base matrix model. The mean age at first reproduction was assumed at 30 and its standard deviation 5.

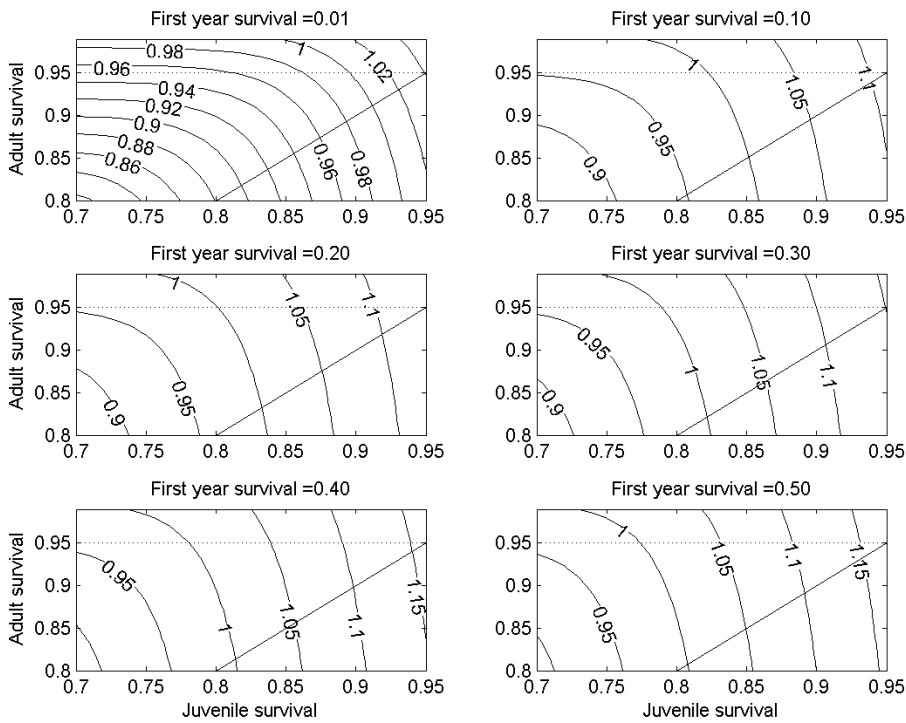


Figure 17. Relationships among adult survival rate, juvenile survival rate, first year survival rate, and the dominant eigen value for the South Atlantic Ocean DPS. Contour lines indicate the dominant eigen values, whereas the diagonal lines indicate equal annual survival rates between juveniles and adults. Dashed horizontal lines indicate the assumed adult survival rate for the base matrix model. The mean age at first reproduction was assumed at 30 and its standard deviation 5.

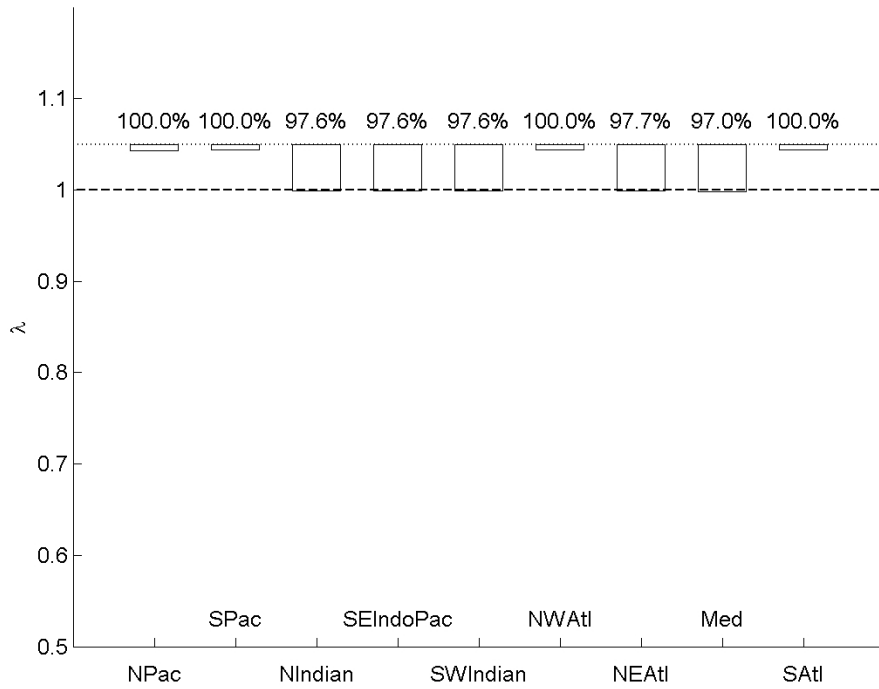


Figure 18. Ranges of dominant eigen values for nine DPSs when anthropogenic mortalities were considered to be “very low” for all factors and the maximum natural population growth rates were assumed to be 5% per year ($\lambda_0 = 1.05$). The mean age at first reproduction (AFR) was assumed to be 30 years and its standard deviation (SD) 5. The values above the dotted line indicates the proportion of the bars that are above $\lambda = 1.0$.

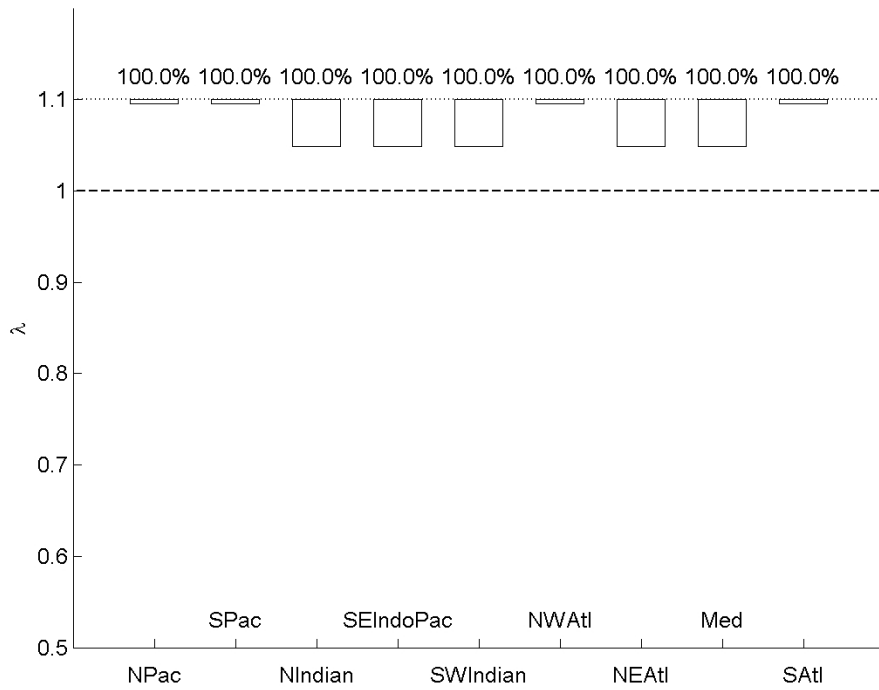


Figure 19. Ranges of dominant eigen values for nine DPSs when anthropogenic mortalities were considered to be “very low” for all factors and the maximum natural population growth rates were assumed to be 10% per year ($\lambda_0 = 1.10$). The mean age at first reproduction (AFR) was assumed to be 30 years and its standard deviation (SD) 5. The values above the dotted line indicates the proportion of the bars that are above $\lambda = 1.0$.

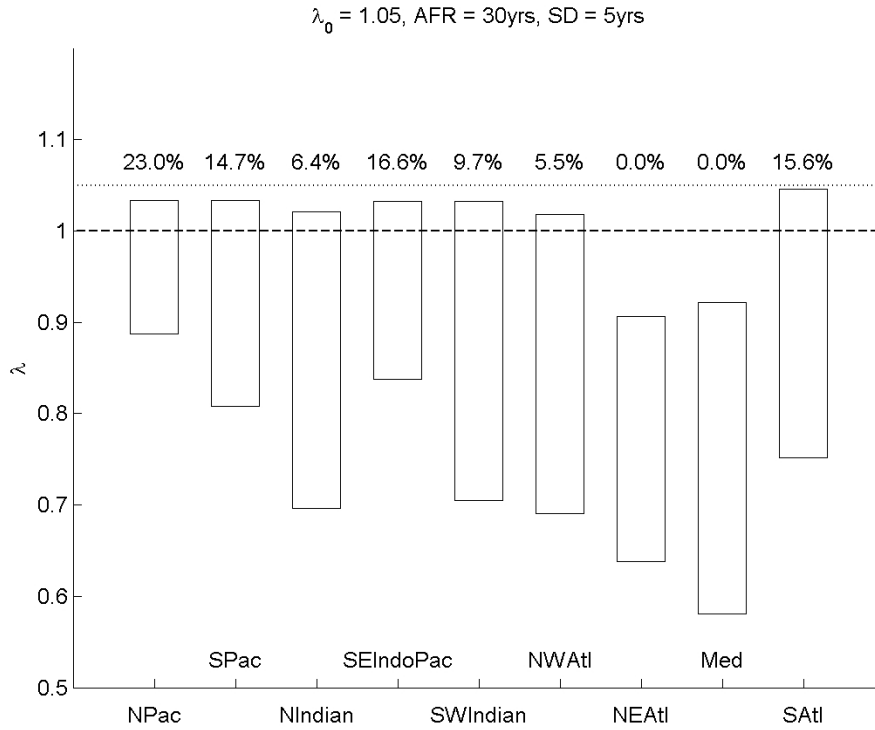


Figure 20. Ranges of dominant eigen values for nine DPSs with anthropogenic mortalities when the maximum population growth rates are assumed to be 5% per year ($\lambda_0 = 1.05$). The mean age at first reproduction (AFR) was assumed to be 30 years and its standard deviation (SD) 5. The values above the dotted line indicates the proportion of the bars that are above $\lambda = 1.0$.

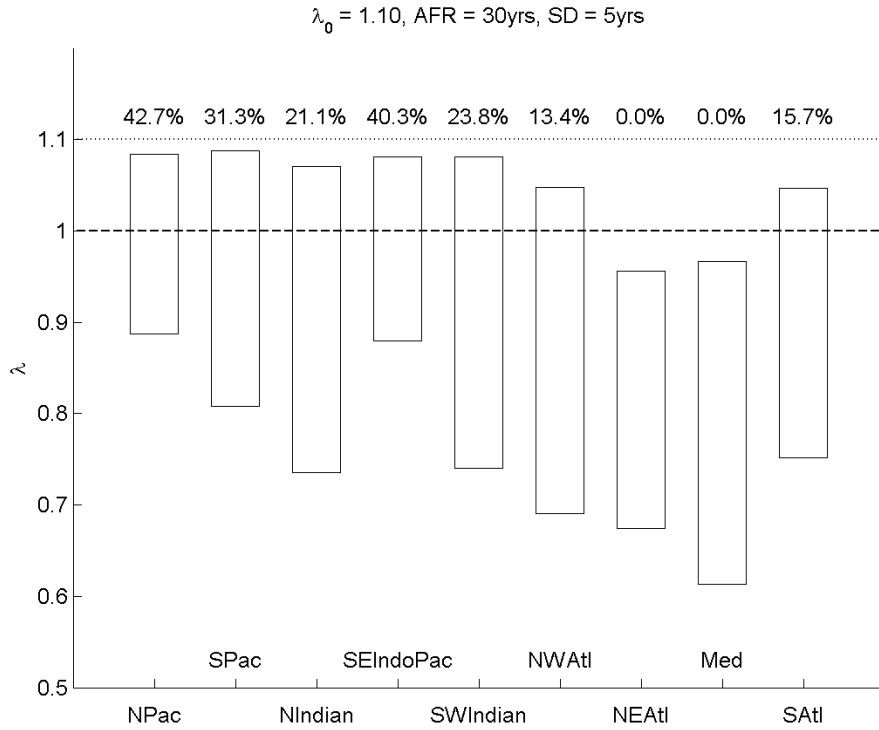


Figure 21. Ranges of dominant eigen values for nine DPSs with anthropogenic mortalities when the maximum population growth rates are assumed to be 10% per year ($\lambda_0 = 1.10$). The mean age at first reproduction (AFR) was assumed to be 30 years and its standard deviation (SD) 5. The values above the dotted line indicates the proportion of the bars that are above $\lambda = 1.0$.

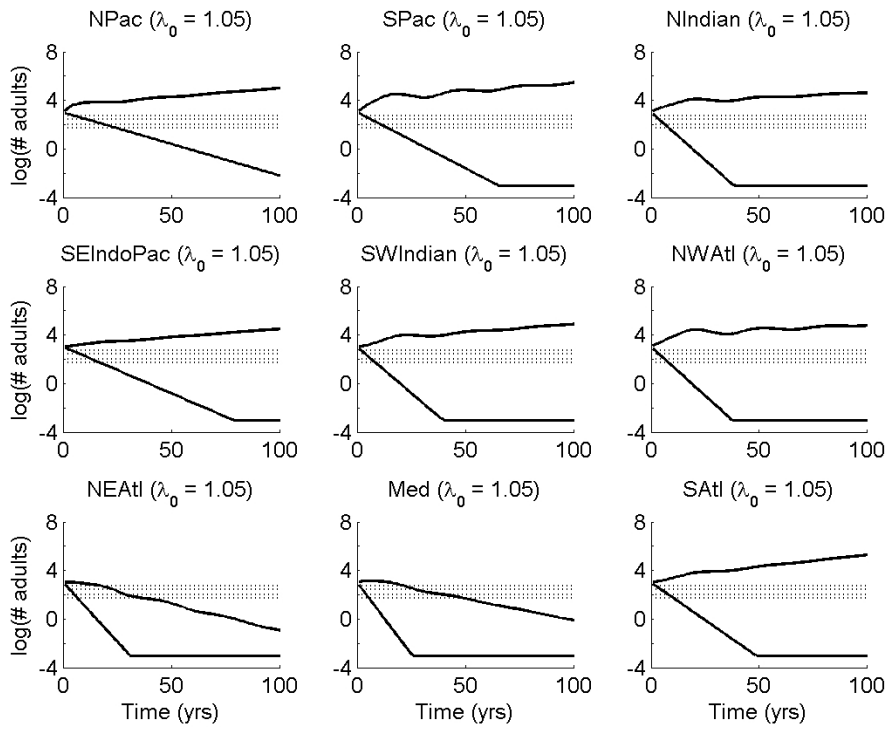


Figure 22. Projected abundance of adult females for nine DPSs using the best and worst threat survival matrices when assuming the maximum population growth rate of 5% per year. The mean age at first reproduction was assumed to be 30 years and its standard deviation 5. Horizontal lines indicate 50, 25, 10, and 5% of the original abundance (1000). The abundance less than 10^{-6} of the original abundance was treated as zero.

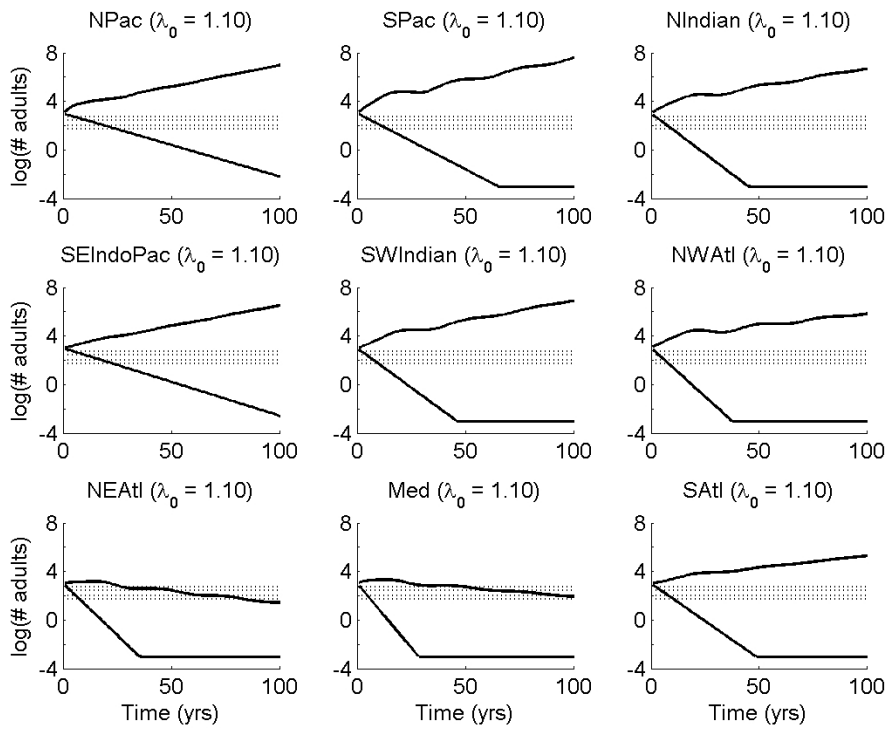


Figure 23. Projected abundance of adult females for nine DPSs using the best and worst threat survival matrices when assuming the maximum population growth rate of 10% per year. The mean age at first reproduction was assumed to be 30 years and its standard deviation 5. Horizontal lines indicate 50, 25, 10, and 5% of the original abundance (1000). The abundance less than 10^{-6} of the original abundance was treated as zero.

Supplemental Material – Sensitivity Analyses

Because our risk analysis was based on a deterministic model, and a few life history parameter values were determined from little empirical data, we conducted sensitivity analyses to evaluate the effects of these life history parameters on the results of the threat matrix analysis.

1. Effects of AFR CV of AFR on the dominant eigen value of the base matrix model

Figures S1-S7 indicate relationships among AFR, CV of AFR, average adult survival rates, average juvenile survival rates, and the dominant eigen values. Effects of AFR on the dominant eigen values were greater than those of CV of AFR (differences are greater among columns than rows in Figures S1-S7). Differences among DPSs were small as was expected from the small differences in vital rates among the DPSs.

For a deterministic age or stage based matrix model, the asymptotic population growth rate (or the dominant eigen value) is a function of survival rates, transition probabilities, and fertility. Consequently, for reasonable ranges of survival rates, the upper bound of the dominant eigen value can be found. Fertility parameters of the base matrices were obtained from averages (clutch size, remigration intervals, and nests per female). Consequently, if we were to construct a stochastic demographic model, our base matrix would be treated as the average matrix. The dominant eigen value of the average matrix is greater than or equal to the average dominant eigen value from stochastic matrices (Jensen's inequality). Consequently, the dominant eigen value from our matrix, based on the life history parameters used in this analysis, may be considered as the maximum possible.

2. Effects of AFR on the threat matrix analysis

Figures S8-S11 indicate changes in results of the threat matrix analysis due to the assumed AFR. For S8 and S9, AFR was assumed to be 25 years, whereas the CV of AFR was fixed at 15%. Because of the small difference caused by CV of AFR from the previous analysis, results of the sensitivity analysis for CV of AFR are not shown. Greater proportions of dominant eigen values are above 1 as the AFR decreases.

3. Proportion of neritic juvenile stage duration

To incorporate different levels of anthropogenic mortalities between neritic and oceanic environment in the threat matrix analysis, the matrix model required the durations of neritic and oceanic juvenile stages. Because these estimates are based on a combination of published data, extrapolations, and expert opinion, and because empirical data were not available for several DPSs, we used the Northwest Atlantic DPS value of 19 years in neritic habitat as a proxy for five DPSs (Table 1). To determine the sensitivity of the default value to the results, the threat matrix analysis was conducted while the proportion of time juveniles spend in neritic habitat was changed from 10% to 90%.

Lower bounds of the dominant eigen values decreased as juveniles spent more time in the neritic habitat (Figures S12-S13). This result was caused by the higher anthropogenic mortalities in

neritic habitats for all DPSs than in oceanic habitats. The upper bounds of the dominant eigen values did not change as much as the lower bound, except the South Atlantic DPS.

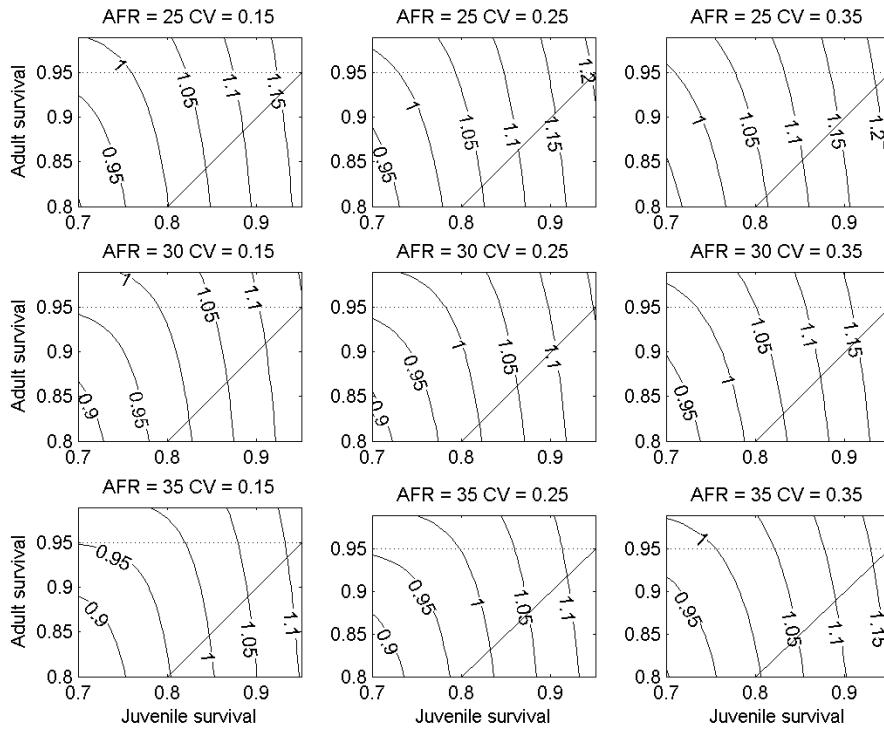


Figure S1. Relationships among adult survival rate, juvenile survival rate, age at first reproduction (AFR), coefficient of variation (CV) of AFR, and the dominant eigen value for the North Pacific Ocean DPS. Contour lines indicate the dominant eigen values, whereas the diagonal lines indicate equal survival rates between juveniles and adults. Dashed horizontal lines indicate the assumed adult survival rate for the base matrix model. The oceanic survival rate during the first year was fixed at 0.4/year.

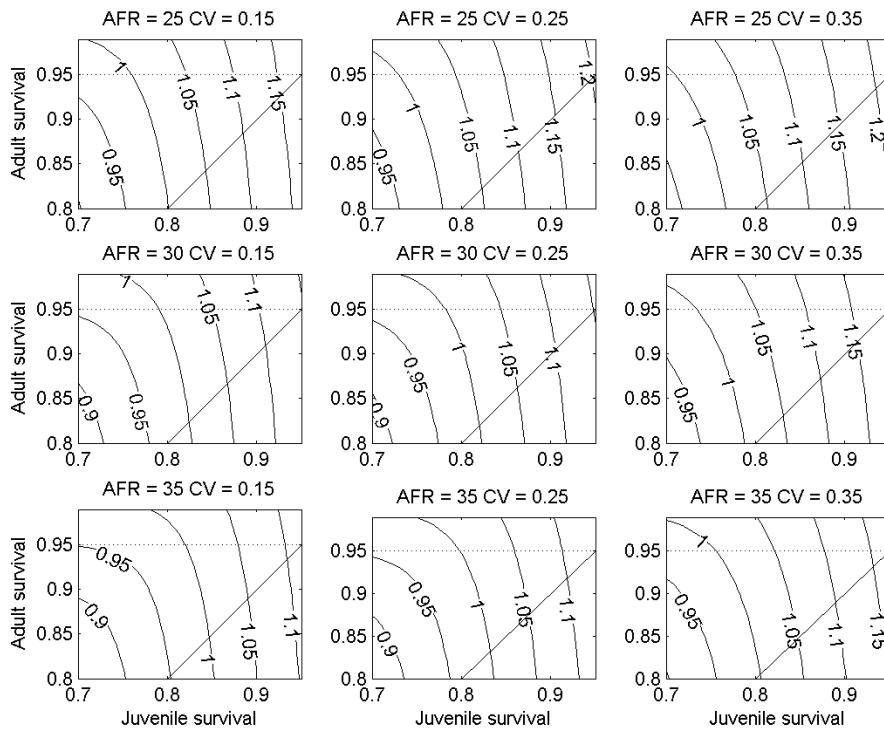


Figure S2. Relationships among adult survival rate, juvenile survival rate, age at first reproduction (AFR), coefficient of variation (CV) of AFR, and the dominant eigen value for the South Pacific Ocean DPS. Contour lines indicate the dominant eigen values, whereas the diagonal lines indicate equal survival rates between juveniles and adults. Dashed horizontal lines indicate the assumed adult survival rate for the base matrix model. The oceanic survival rate during the first year was fixed at 0.4/year.

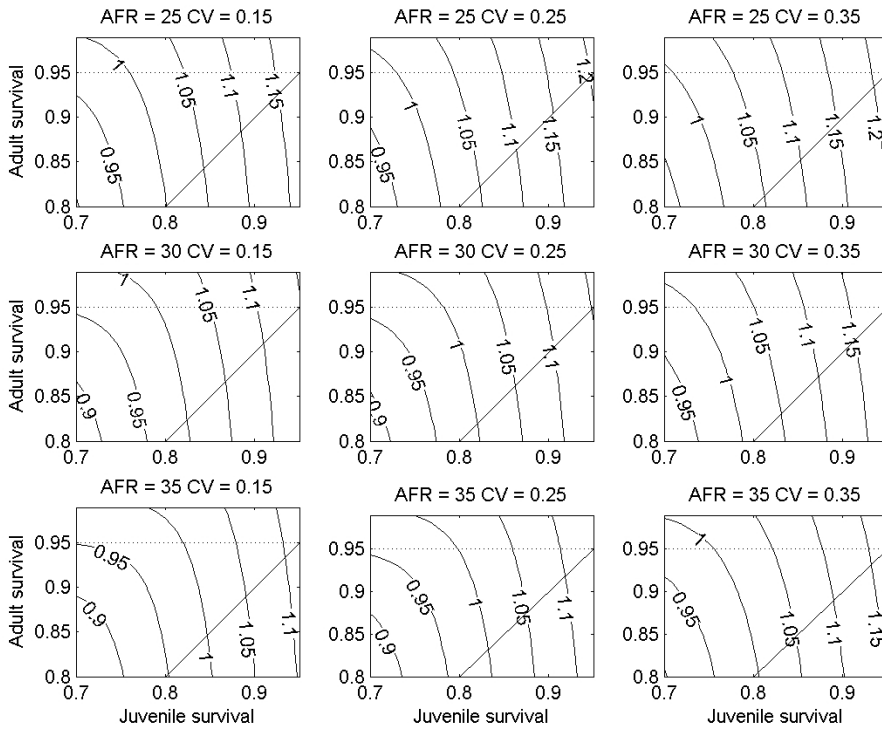


Figure S3. Relationships among adult survival rate, juvenile survival rate, age at first reproduction (AFR), coefficient of variation (CV) of AFR, and the dominant eigen value for the North Indian Ocean, Southeast Indo-Pacific Ocean, and Southwest Indian Ocean DPSs. Contour lines indicate the dominant eigen values, whereas the diagonal lines indicate equal survival rates between juveniles and adults. Dashed horizontal lines indicate the assumed adult survival rate for the base matrix model. The oceanic survival rate during the first year was fixed at 0.4/year.

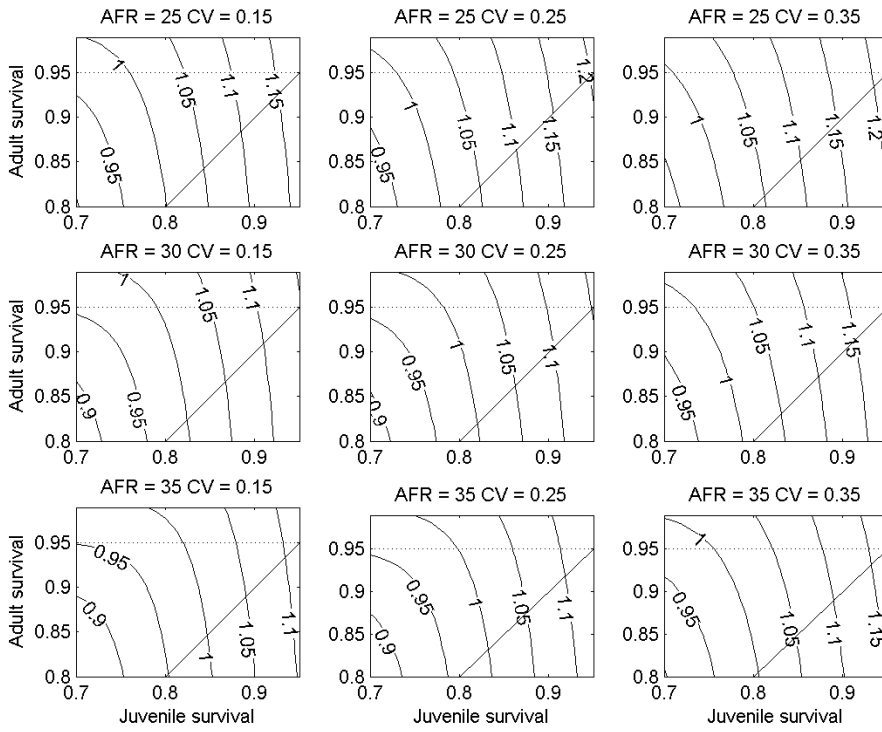


Figure S4. Relationships among adult survival rate, juvenile survival rate, age at first reproduction (AFR), coefficient of variation (CV) of AFR, and the dominant eigen value for the Northwest Atlantic Ocean DPS. Contour lines indicate the dominant eigen values, whereas the diagonal lines indicate equal survival rates between juveniles and adults. Dashed horizontal lines indicate the assumed adult survival rate for the base matrix model. The oceanic survival rate during the first year was fixed at 0.4/year.

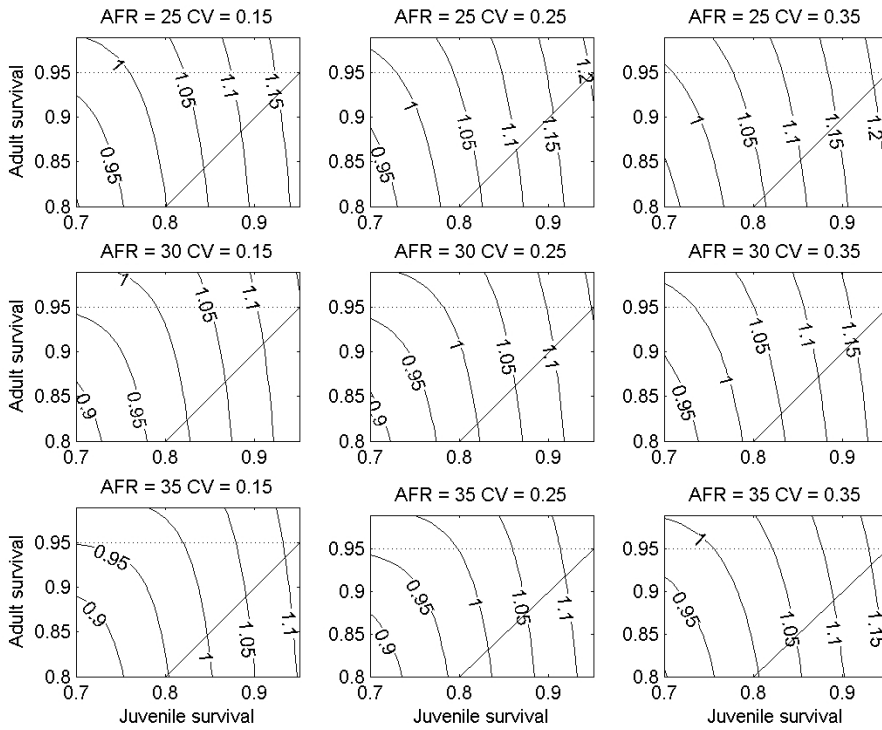


Figure S5. Relationships among adult survival rate, juvenile survival rate, age at first reproduction (AFR), coefficient of variation (CV) of AFR, and the dominant eigen value for the Northeast Atlantic Ocean DPS. Contour lines indicate the dominant eigen values, whereas the diagonal lines indicate equal survival rates between juveniles and adults. Dashed horizontal lines indicate the assumed adult survival rate for the base matrix model. The oceanic survival rate during the first year was fixed at 0.4/year.

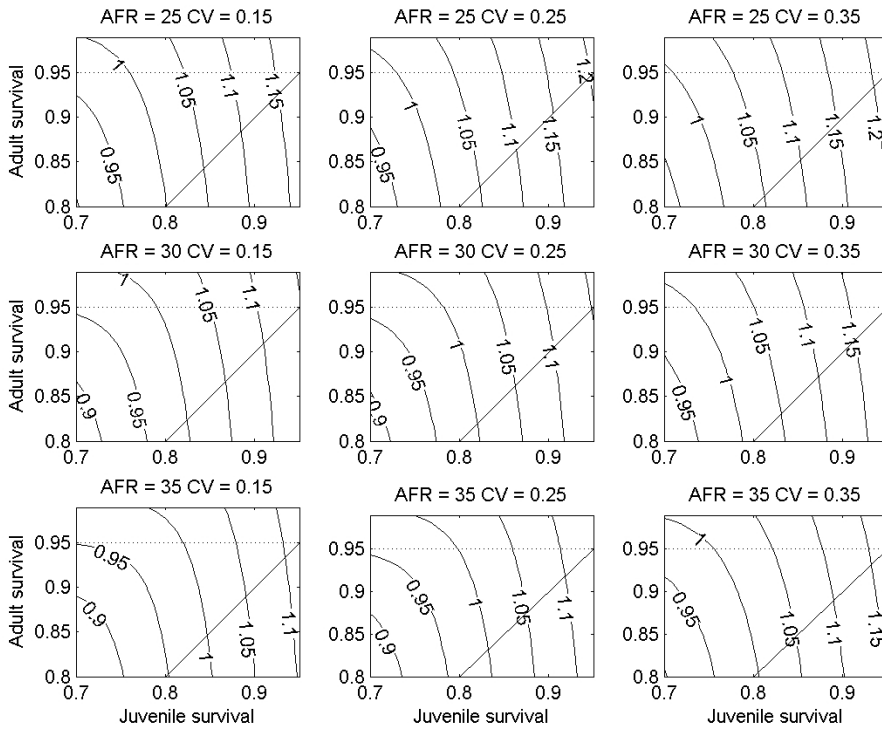


Figure S6. Relationships among adult survival rate, juvenile survival rate, age at first reproduction (AFR), coefficient of variation (CV) of AFR, and the dominant eigen value for the Mediterranean Sea DPS. Contour lines indicate the dominant eigen values, whereas the diagonal lines indicate equal survival rates between juveniles and adults. Dashed horizontal lines indicate the assumed adult survival rate for the base matrix model. The oceanic survival rate during the first year was fixed at 0.4/year.

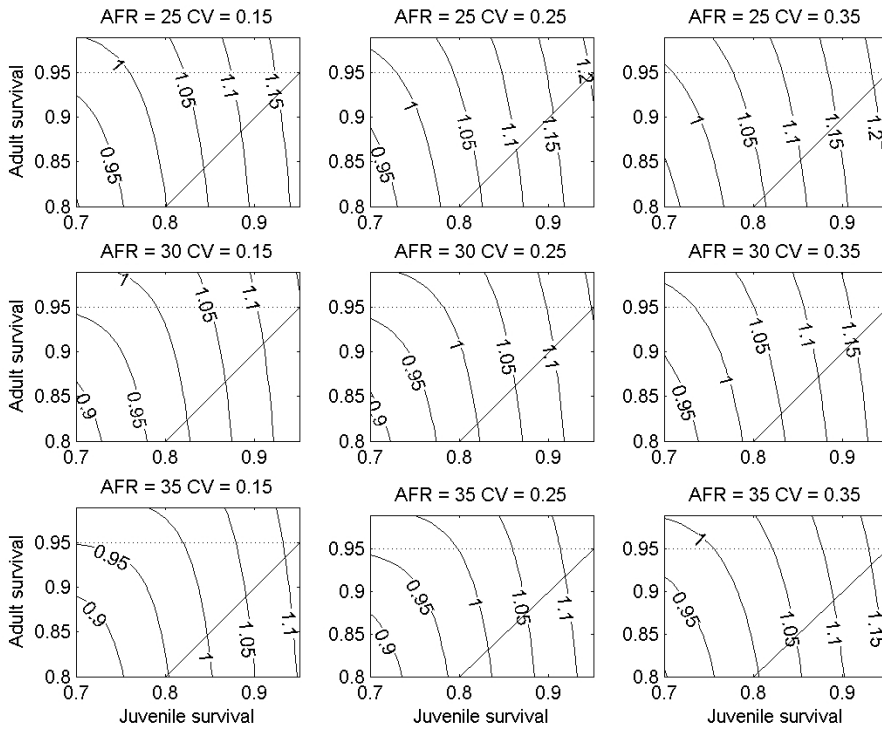


Figure S7. Relationships among adult survival rate, juvenile survival rate, age at first reproduction (AFR), coefficient of variation (CV) of AFR, and the dominant eigen value for the South Atlantic Ocean DPS. Contour lines indicate the dominant eigen values, whereas the diagonal lines indicate equal survival rates between juveniles and adults. Dashed horizontal lines indicate the assumed adult survival rate for the base matrix model. The oceanic survival rate during the first year was fixed at 0.4/year.

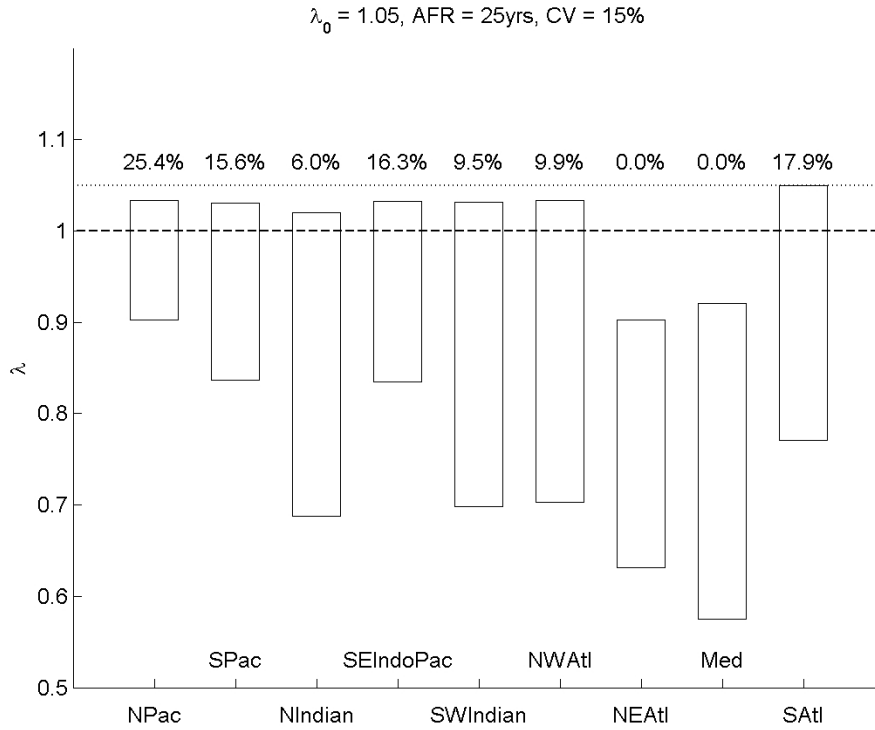


Figure S8. Ranges of dominant eigen values for nine DPSs with anthropogenic mortalities when the maximum population growth rates are assumed to be 5% per year. The mean age at first reproduction was assumed to be 25 years and its standard deviation 3.75 (CV=15%). The values above the dotted line indicates the proportion of the bars that are above $\lambda = 1.0$.

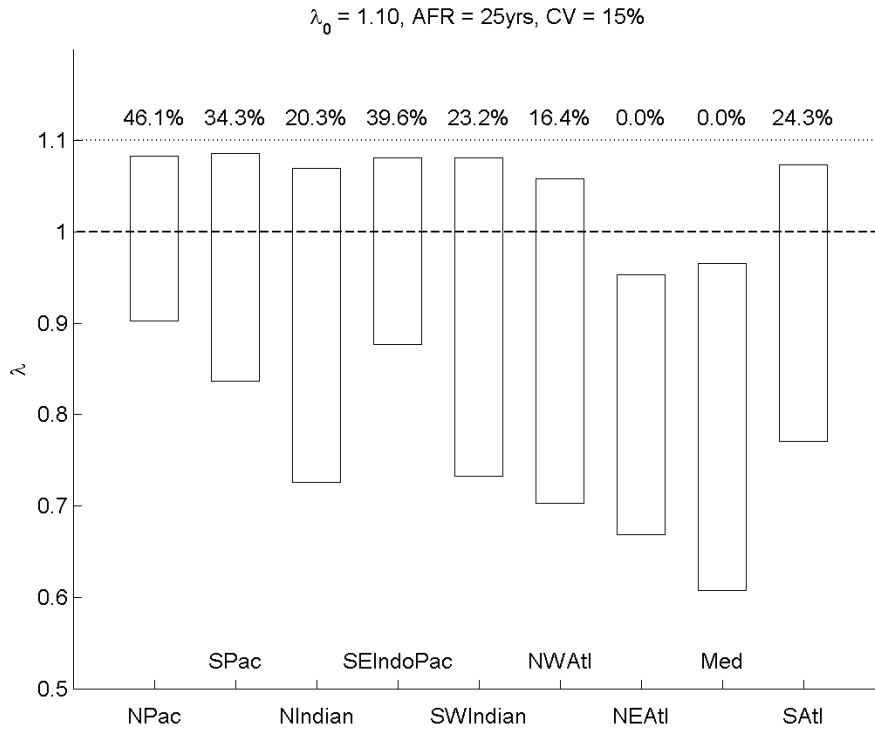


Figure S9. Ranges of dominant eigen values for nine DPSs with anthropogenic mortalities when the maximum population growth rates are assumed to be 10% per year. The mean age at first reproduction was assumed to be 25 years and its standard deviation 3.75 (CV = 15%). The values above the dotted line indicates the proportion of the bars that are above $\lambda = 1.0$.

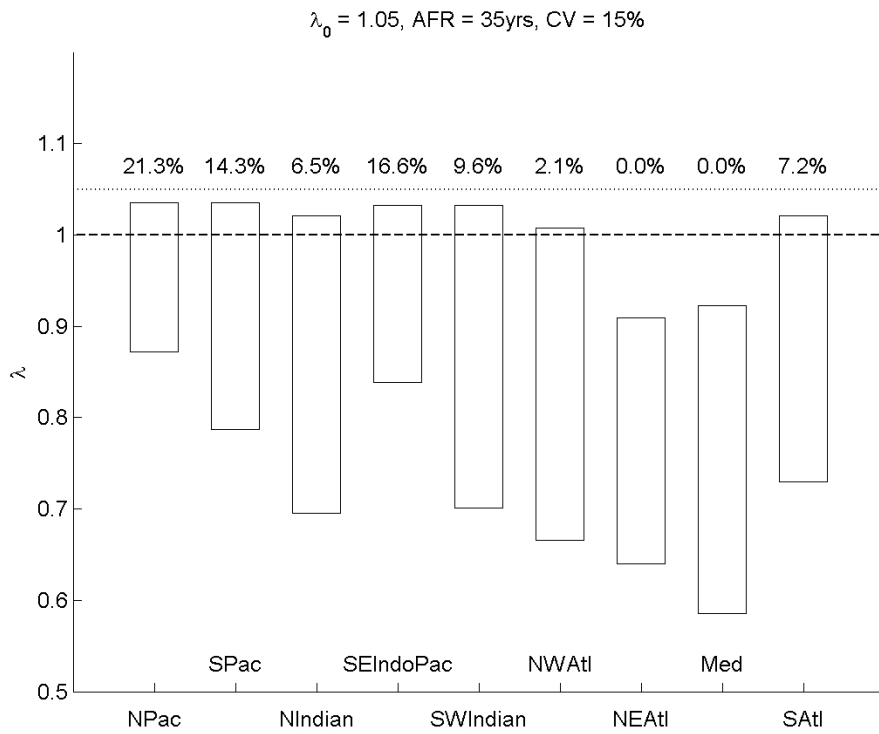


Figure S10. Ranges of dominant eigen values for nine DPSs with anthropogenic mortalities when the maximum population growth rates are assumed to be 5% per year. The mean age at first reproduction was assumed to be 35 years and its standard deviation 5.25 (CV = 15%). The values above the dotted line indicates the proportion of the bars that are above $\lambda = 1.0$.

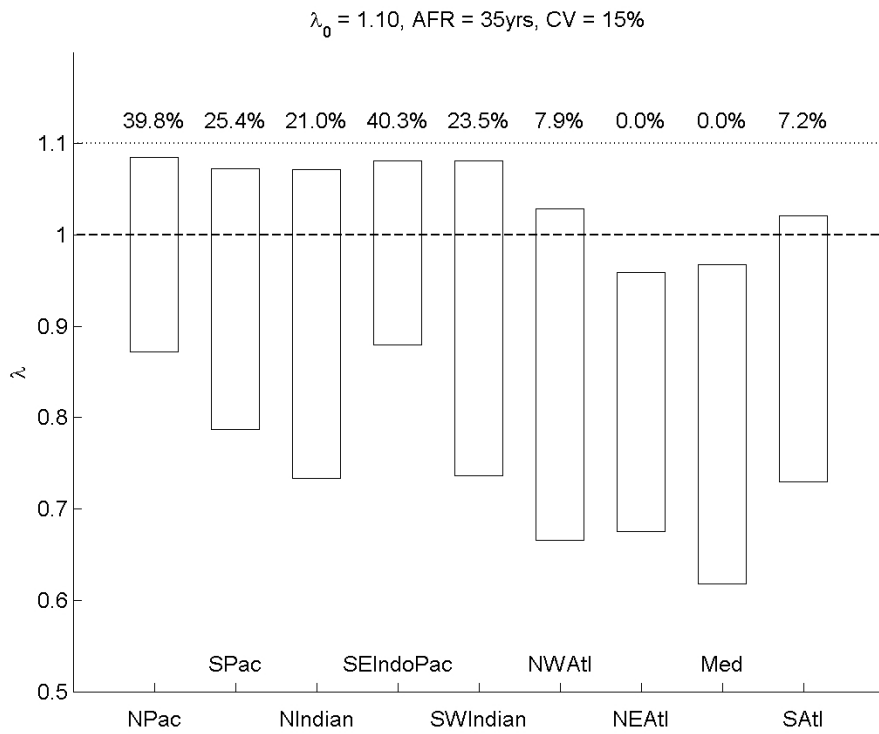


Figure S11. Ranges of dominant eigen values for nine DPSs with anthropogenic mortalities when the maximum population growth rates are assumed to be 10% per year. The mean age at first reproduction was assumed to be 35 years and its standard deviation 5.25 (CV = 15%). The values above the dotted line indicates the proportion of the bars that are above $\lambda = 1.0$.

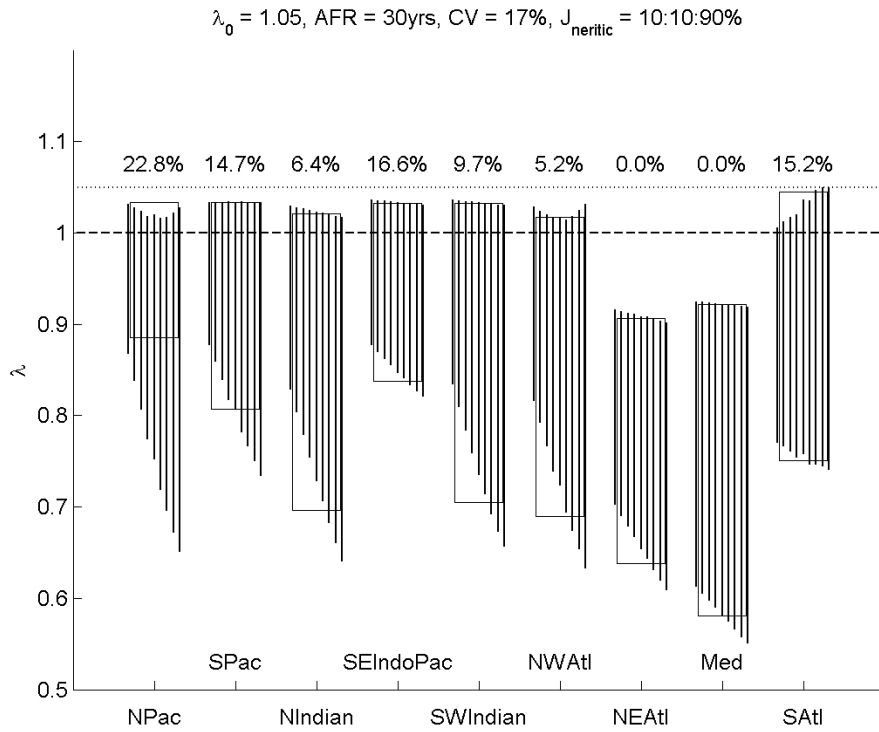


Figure S12. Effects of the changes in the proportion of time juveniles spend in neritic habitat on results of the threat matrix analysis. For each DPS, vertical lines indicate the range of the dominant eigen values for the best and worst threat scenarios. Each vertical line is for a proportion of neritic juvenile stage, where the proportion is from 10% to 90% with 10% increments (from left to right). Empty boxes are based on the values in Table 1. The mean age at first reproduction was assumed to be 30 years and its standard deviation 5 (CV=17%). The asymptotic population growth rate was assumed to be 5% per year.

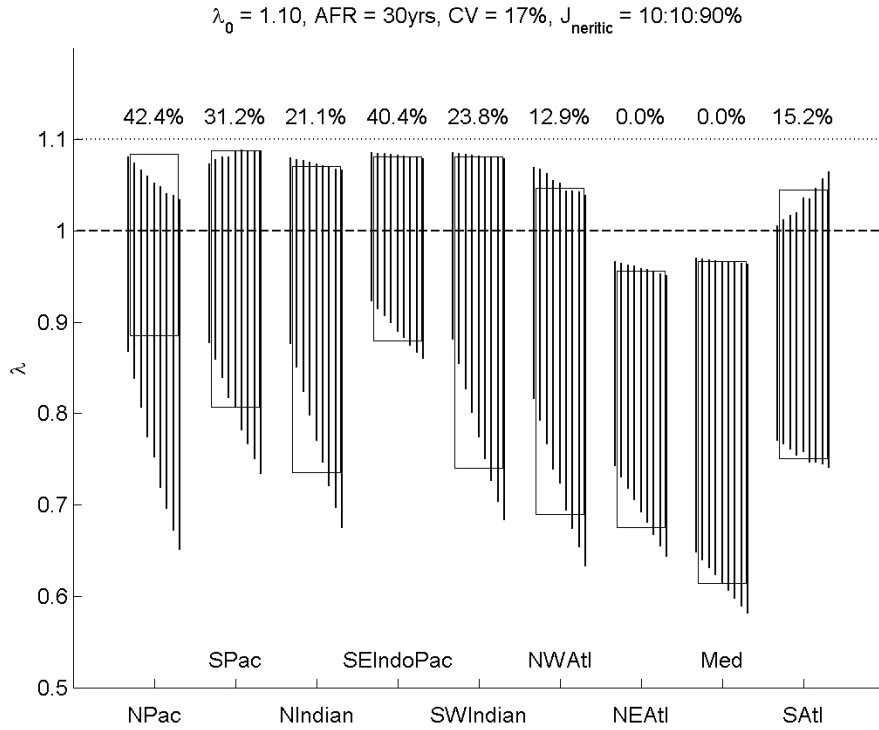


Figure S13. Effects of the proportion of time juveniles spend in neritic habitat on results of the risk analysis. For each DPS, vertical lines indicate the range of the dominant eigen values for the best and worst threat scenarios. Each vertical line is for a proportion of neritic juvenile stage, where the proportion is from 10% to 90% with 10% increments (from left to right). Empty boxes are based on the values in Table 1. The mean age at first reproduction was assumed to be 30 years and its standard deviation 5 (CV=17%). The asymptotic population growth rate was assumed to be 10% per year.

SECTION 5—FIVE FACTOR ANALYSIS UNDER ESA SECTION 4(a)(1)

Under Section 4(a)(1) of the ESA, NMFS and FWS are required to determine whether any species is an endangered or threatened species because of any of the five listing factors. These factors are:

- (A) the present or threatened destruction, modification, or curtailment of its habitat or range;
- (B) overutilization for commercial, recreational, scientific, or educational purposes;
- (C) disease or predation;
- (D) the inadequacy of existing regulatory mechanisms; or
- (E) other natural or manmade factors affecting its continued existence.

The following is an analysis of these five factors as they relate to the current status of the nine loggerhead DPSs:

1. North Pacific Ocean
2. South Pacific Ocean
3. North Indian Ocean
4. Southeast Indo-Pacific Ocean
5. Southwest Indian Ocean
6. Northwest Atlantic Ocean
7. Northeast Atlantic Ocean
8. Mediterranean Sea
9. South Atlantic Ocean

In Section 5.1., a general description of the threats that occur for all DPSs is presented under each listing factor to avoid duplication. In Section 5.2, threats that are specific to a particular DPS are presented by DPS under each listing factor.

5.1. General Description of Threats

5.1.1. Present or Threatened Destruction, Modification, or Curtailment of Its Habitat or Range

Terrestrial Zone

Destruction and modification of loggerhead nesting habitats are occurring worldwide throughout the species range. The main anthropogenic threats impacting loggerhead nesting habitat include coastal development/construction, placement of erosion control structures and other barriers to nesting, beachfront lighting, vehicular and pedestrian traffic, sand extraction, beach erosion, beach sand placement, beach pollution, removal of native vegetation, and planting of non-native vegetation (Baldwin 1992; NMFS and FWS 1998, 2008; Margaritoulis *et al.* 2003).

Worldwide, development near coastal areas continues and is a major problem as more and more people are moving to or visiting coastal areas. Coastal development may include, but is not limited to, the construction of roads, highways, public infrastructure, hotels, condominiums, houses, harbors, nearshore shoreline stabilization structures (e.g., groins, jetties, breakwaters),

and seawalls and other forms of coastal armoring. All of these various forms of coastal construction alter nesting habitat to one degree or another, typically making it less suitable for nesting females, egg incubation, and hatchling emergence. This development can also lead to deleterious effects of animals at-sea through increased fishing activity near important foraging areas (Peckham *et al.* 2007), along migratory corridors, and coastally, near the nesting beaches (e.g., Kamezaki *et al.* 2003).

Erosion of nesting beaches can occur as a result of coastal development when native dune vegetation, which enhances beach stability and acts as an integral buffer zone between land and sea, is degraded or destroyed. This in turn often leaves insufficient nesting opportunities above the high tide line, and nests may be washed out. In contrast, the planting or invasion of less stabilizing, non-native plants can lead to increased erosion and degradation of suitable nesting habitat (Schmelz and Mezich 1988). In addition, taller plants and structures can increase shading and alter the natural sex ratios of hatchlings (Mrosovsky *et al.* 1995). Non-native vegetation also may form impenetrable root mats that can prevent proper nest cavity excavation, as well as trap hatchlings attempting to emerge from nests.

Beach nourishment also affects the incubation environment and nest success. Although the placement of sand on beaches may provide a greater quantity of nesting habitat, the quality of that habitat may be less suitable than pre-existing natural beaches. Constructed beaches tend to differ from natural beaches in several important ways. They are typically wider, flatter, more compact, and the sediments are more moist than those on natural beaches (Nelson *et al.* 1987, Ackerman *et al.* 1991, Ernest and Martin 1999). On severely eroded sections of beach, where little or no suitable nesting habitat previously existed, sand placement can result in increased nesting (Ernest and Martin 1999). However, on most beaches, nesting success typically declines for the first year or two following construction, even though more nesting habitat is available for turtles (Trindell *et al.* 1998, Ernest and Martin 1999, Herren 1999). Reduced nesting success on constructed beaches has been attributed to increased sand compaction, escarpment formation, and changes in beach profile (Nelson *et al.* 1987, Crain *et al.* 1995, Lutcavage *et al.* 1997, Steinitz *et al.* 1998, Ernest and Martin 1999, Rumbold *et al.* 2001). Compaction can inhibit nest construction or increase the amount of time it takes for turtles to construct nests, while escarpments often cause female turtles to return to the ocean without nesting or to deposit their nests seaward of the escarpment where they are more susceptible to frequent and prolonged tidal inundation. In short, sub-optimal nesting habitat may cause decreased nesting success, place an increased energy burden on nesting females, result in abnormal nest construction (Carthy 1996), and reduce the survivorship of eggs and hatchlings. In addition, sand used to nourish beaches may have a different composition than the original beach; thus introducing lighter or darker sand, consequently affecting the relative nest temperatures (Ackerman 1997, Milton *et al.* 1997). Crain *et al.* (1995) provides a review of the potential effects of beach nourishment on sea turtles.

The construction of beachfront armoring (i.e., rigid structures placed parallel to the shoreline on the upper beach to prevent both landward retreat of the shoreline and inundation or loss of upland property by flooding and wave action) includes bulkheads, seawalls, soil retaining walls, rock revetments, sandbags, and geotextile tubes. These structures can greatly impact nesting opportunities and hatching success of loggerhead turtles. Mosier (1998) reported that fewer loggerheads made nesting attempts on beaches fronted by seawalls than on adjacent beaches

where armoring structures were absent. Mosier (1998) and Mosier and Witherington (2002) found that when turtles did emerge in the presence of armoring structures, more returned to the water without nesting than those on non-armored beaches. Additionally, Mosier (1998) found that turtles on armored sections of beach tended to wander greater distances than those that emerged on adjacent natural beaches. Armoring structures can effectively eliminate a turtle's access to upper regions of the beach/dune system. Consequently, nests on armored beaches were generally found at lower elevations than those on non-walled beaches. Nests laid at lower elevations are subject to a greater risk of repeated tidal inundation and erosion, which can potentially alter thermal regimes, and thus sex ratios (Mrosovsky and Provancha 1992, Mrosovsky 1994, Ackerman 1997). The demand for both nourishment and the placement of hardened structures on the beach as management options for beach erosion are likely to increase in the future in the face of projected sea level rise and more intense storm activity associated with global climate change.

Developments, such as roadways, high rise hotels, and condominiums, also contribute to habitat degradation by increasing noise and light pollution. Studies have shown that light pollution disorients hatchlings, causing them to move inland away from the ocean (Witherington 1997). Hatchlings unable to find the ocean, or delayed in reaching it, incur high mortality from dehydration, exhaustion, or predation (Ehrhart and Witherington 1987, Witherington and Martin 1996). Hatchlings lured into lighted parking lots or toward streetlights are often crushed by passing vehicles (Witherington and Martin 1996). In addition, light pollution deters nesting females from emerging onto the beach to nest (Witherington 1992).

Burgeoning numbers of visitors to beaches may cause sand compaction and nest trampling (Kudo *et al.* 2003). In addition, the placement of recreational beach equipment (e.g., lounge chairs, cabanas, umbrellas, catamarans) degrades the suitability of beaches as nesting habitat by hampering or deterring nesting turtles from accessing the upper beach (Sobel 2002; Margaritoulis *et al.* 2007; Florida Fish and Wildlife Conservation Commission, unpublished data), thus limiting the potential area for nesting.

Operating public vehicles on nesting beaches for recreational purposes or beach access also degrades nesting habitat. The ruts left by vehicles in the sand prevent or impede hatchlings from reaching the ocean following emergence from the nest (Mann 1977, Hosier *et al.* 1981, Cox *et al.* 1994, Hughes and Caine 1994). Hatchlings impeded by vehicle ruts are at greater risk of death from predation, fatigue, desiccation, and being crushed by additional vehicle traffic. Light pollution from vehicle lights on the beach after dark may deter females from nesting and disorient hatchlings. Sand compaction due to vehicles on the beach may hinder nest construction and hatchling emergence from nests. Driving directly above incubating egg clutches can cause sand compaction, which may decrease hatching and emerging success and directly kill pre-emergent hatchlings (Mann 1977). Additionally, vehicle traffic on nesting beaches may contribute to erosion, especially during high tides or on narrow beaches where driving is concentrated on the high beach and foredune.

Neritic/Oceanic Zone

Habitat degradation and destruction in the neritic and oceanic zones occur less conspicuously than they do in the terrestrial zone. Direct impacts to bottom habitats occur from activities

including bottom trawl and dredge fishing, channel dredging, and sand extraction. Indirect effects can result from both point and non-point source pollution (e.g., upland runoff, direct sewage discharge) associated with coastal development.

Other fishing methods such as drift and set gillnets, longlines, and pots/traps affect both neritic and oceanic zones by not only incidentally capturing loggerheads but also depleting fish populations, and thus altering ecosystem dynamics. In many cases, loggerhead foraging areas coincide with fishing zones. Selective and usually intense harvest of species in fisheries will result in changes in neritic and oceanic ecosystems (e.g., predator-prey interactions, trophic dynamics and food webs; see Bjørndal 2003). Seney and Musick (2007) reported changes in loggerhead diet resulting from alterations of prey availability in the Chesapeake Bay, Virginia, USA, an important foraging habitat. Perhaps the most destructive fishing methods in neritic ecosystems are bottom trawling (Auster 1998, Brailovskaya 1998, Engel and Kvitek 1998, Kaiser 1998, Pilskaln *et al.* 1998, Schwinghamer *et al.* 1998, Watling and Norse 1998) and dredging (Murray 2004, 2005, 2007). The ecological effects of trawling and dredging on the marine environment have been likened to the terrestrial ecological effects of clearcutting forests (Watling and Norse 1998). Comprehensive data are lacking to fully understand and quantify these impacts.

Marine pollution can affect loggerhead habitats in both the neritic and oceanic zones. These impacts include contamination from herbicides, pesticides, oil spills, and other chemicals, as well as structural degradation from excessive boat anchoring, dredging, and marine explosives (Francour *et al.* 1999, Lee Long *et al.* 2000, Margaritoulis *et al.* 2003, Waycott *et al.* 2005).

5.1.2. Overutilization for Commercial, Recreational, Scientific, or Educational Purposes

Deliberate hunting of loggerheads for their meat, shells, and eggs is reduced from previous exploitation levels, but still exists. The level of harvest varies significantly by region. Despite national laws in various countries, in many areas the poaching of eggs and hunting of adults and juveniles is still a problem. Details on these threats are described by DPS in Section 5.2.

5.1.3. Disease or Predation

The population level effects of diseases in loggerheads are not known. At least two bacterial diseases have been described in wild loggerhead populations, including bacterial encephalitis and ulcerative stomatitis/obstructive rhinitis/pneumonia (George 1997). There are few reports of fungal infections in wild loggerhead populations (Homer *et al.* 2000). Both bacterial and fungal infections are common in captive sea turtles (Herbst and Jacobson 1995, George 1997).

Viral diseases have not been documented in free-ranging loggerheads, with the possible exception of sea turtle fibropapillomatosis, which may have a viral etiology (Herbst and Jacobson 1995, George 1997). Fibropapillomatosis is a disease that is characterized by the presence of internal and/or external tumors (fibropapillomas). External tumors can interfere with swimming, vision, and feeding. Although fibropapillomatosis reaches epidemic proportions in some wild green turtle populations, the prevalence of this disease in most loggerhead populations is thought to be small. Mortality levels associated with the disease are still unknown.

A variety of endoparasites, including trematodes, tapeworms, and nematodes have been described in loggerheads (Herbst and Jacobson 1995). Heavy infestations of endoparasites may cause or contribute to debilitation or mortality in sea turtles.

Depredation of sea turtle eggs and hatchlings by native and introduced species occurs on a large number of nesting beaches, as described by DPS in Section 5.2. Planting of non-native plants can have a detrimental effect in the form of roots invading eggs (e.g., tamarisk tree roots invading eggs in Zakyntos, Greece) (Margaritoulis *et al.* 2007).

Harmful algal blooms, such as a red tide, also impact loggerheads. *Karenia brevis*, a type of microalgae known as a dinoflagellate that produces a toxin, has been known to cause red tides (Florida Marine Research Institute 2003). Other types of microorganisms cause different kinds of harmful algal blooms in other parts of the world as well (Florida Marine Research Institute 2003, Gilbert *et al.* 2005).

5.1.4. Inadequacy of Existing Regulatory Mechanisms

Loggerheads are highly migratory, which makes them a shared resource among many nations. Therefore, conservation efforts for loggerhead populations in one country may be jeopardized by activities in another. Many countries lack regulations or have inadequate regulations in place to address the impacts of a wide range of anthropogenic activities that directly injure and kill loggerheads, disrupt necessary behaviors, and alter terrestrial and marine habitats used by the species. In particular, improved regulations of fisheries that incidentally capture loggerheads are needed to reduce mortality. Improved fishery observer coverage is also needed to provide more basic information on loggerhead bycatch. Government regulations and community programs need to be initiated or strengthened to address the impacts of turtle hunting and egg poaching. Overall, increased efforts are needed to assist many foreign countries with the enactment and enforcement of national regulations to protect loggerheads.

The conservation and recovery of sea turtles is facilitated by a number of regulatory instruments at international, regional, national, and local levels. As a result of these designations and agreements, many of the intentional impacts directed at sea turtles have been lessened: harvest of eggs and adults has been slowed at several nesting areas through nesting beach conservation efforts and an increasing number of community-based initiatives are in place to slow the take of turtles in foraging areas. Moreover, there is now a more internationally concerted effort to reduce sea turtle interactions and mortality in artisanal and industrial fishing practices.

Despite these advances, human impacts continue throughout the world. The lack of comprehensive and effective monitoring and bycatch reduction efforts in many pelagic and near-shore fisheries operations still allows substantial direct and indirect mortality, and the uncontrolled development of coastal and marine habitats threatens to destroy the supporting ecosystems of long-lived sea turtles. Although several international agreements provide legal protection for sea turtles, additional multi-lateral efforts are needed to ensure they are sufficiently implemented and/or strengthened, and key non-signatory parties need to be encouraged to accede.

Considering the worldwide distribution of loggerhead turtles, the majority of legal instruments that target or impact sea turtles cover loggerhead turtles. A summary of the main regulatory instruments from throughout the world that relate to loggerhead turtle management is provided below. Cross-regional regulatory instruments will be highlighted here. If an agreement or act is specific to a DPS's geographical area, that action will be discussed under the appropriate DPS in Section 5.2. The pros and cons of many of these were evaluated by Hykle (2002), and a summary of his findings is given when appropriate.

United States Magnuson-Stevens Fishery Conservation and Management Act

The recently-amended U.S. Magnuson-Stevens Fishery Conservation and Management Act (MSA), implemented by NMFS, mandates environmentally responsible fishing practices within U.S. fisheries. Section 301 of the MSA establishes National Standards to be addressed in management plans. Any regulations promulgated to implement such plans, including conservation and management measures, shall, to the extent practicable, (A) minimize bycatch and (B) to the extent bycatch cannot be avoided, minimize the mortality of such bycatch. Section 301 by itself does not require specific measures. However, mandatory bycatch reduction measures can be incorporated into management plans for specific fisheries, as has happened with the U.S. pelagic longline fisheries in the Atlantic and Pacific oceans. Section 316 requires the establishment of a bycatch reduction engineering program to develop "technological devices and other conservation engineering changes designed to minimize bycatch, seabird interactions, bycatch mortality, and post-release mortality in Federally managed fisheries."

FAO Technical Consultation on Sea Turtle-Fishery Interactions

While not a true international instrument for conservation, the Food and Agriculture Organization of the United Nations' (FAO) technical consultation on sea turtle-fishery interactions was groundbreaking in that it solidified the commitment of this international body to reduce sea turtle bycatch in marine fisheries operations. Recommendations from the technical consultation were endorsed by the FAO Committee on Fisheries (COFI) and called for the immediate implementation by member nations and Regional Fishery Management Organizations (RFMOs) of guidelines to reduce sea turtle mortality in fishing operations, developed as part of the technical consultation. Compliance with these guidelines is voluntary.

Convention on the Conservation of Migratory Species of Wild Animals

This Convention, also known as the Bonn Convention or CMS, is an international treaty that focuses on the conservation of migratory species and their habitats. As of March 2008, the Convention had 108 member states, including parties from Africa, Central and South America, Asia, Europe, and Oceania. While the Convention has successfully brought together about half the countries of the world with a direct interest in sea turtles, it has yet to realize its full potential (Hykle 2002). Its membership does not include a number of key countries, including Brazil, Canada, China, Indonesia, Japan, Mexico, Oman, and the United States. Additional information is available at <http://www.cms.int>.

Convention on Biological Diversity (CBD)

The primary objectives of this international treaty are: (1) the conservation of biological diversity, (2) the sustainable use of its components, and (3) the fair and equitable sharing of the

benefits arising out of the utilization of genetic resources. This Convention has been in force since 1993 and had 191 Parties as of June 2008. While the Convention provides a framework within which broad conservation objectives may be pursued, it does not specifically address sea turtle conservation (Hykle 2002). Additional information is available at <http://www.cbd.int>.

Convention on International Trade in Endangered Species of Wild Fauna and Flora (CITES)

Known as CITES, this Convention was designed to regulate international trade in a wide range of wild animals and plants. CITES was implemented in 1975 and currently includes 173 Parties. Although CITES has been effective at minimizing the international trade of sea turtle products, it does not limit legal harvest within countries, nor does it regulate intra-country commerce of sea turtle products (Hykle 2002). Additional information is available at <http://www.cites.org>.

United Nations Convention on the Law of the Sea (UNCLOS)

To date, 155 countries, including most mainland countries lining the western Pacific, and the European Community have joined in the convention. The United States has signed the treaty, but the Senate has not ratified it. Aside from its provisions defining ocean boundaries, the convention establishes general obligations for safeguarding the marine environment through mandating sustainable fishing practices and protecting freedom of scientific research on the high seas. Additional information is available at <http://www.un.org/Depts/los/index.htm>.

The International Convention for the Prevention of Pollution from Ships (MARPOL)

The MARPOL Convention is a combination of two treaties adopted in 1973 and 1978 to prevent pollution of the marine environment by ships from operational or accidental causes. The 1973 treaty covered pollution by oil, chemicals, harmful substances in packaged form, sewage and garbage. The 1978 MARPOL Protocol was adopted at a Conference on Tanker Safety and Pollution Prevention which included standards for tanker design and operation. The 1978 Protocol incorporated the 1973 Convention as it had not yet been in force and is known as the International Convention for the Prevention of Marine Pollution from Ships, 1973, as modified by the Protocol of 1978 relating thereto (MARPOL 73/78). The 1978 Convention went into force in 1983 (Annexes I and II). The Convention includes regulations aimed at preventing and minimizing accidental and routine operations pollution from ships. Amendments passed since have updated the convention. To date there are six Annexes with Annexes I and II being mandatory for State Parties and the others being voluntary.

Annex I Regulations for the Prevention of Pollution by Oil

Annex II Regulations for the Control of Pollution by Noxious Liquid Substances in Bulk

Annex III Prevention of Pollution by Harmful Substances Carried by Sea in Packaged Form

Annex IV Prevention of Pollution by Sewage from Ships

Annex V Prevention of Pollution by Garbage from Ships

Annex VI Prevention of Air Pollution from Ships

The Convention Concerning the Protection of the World Cultural and Natural Heritage (World Heritage Convention)

The World Heritage Convention was signed in 1972 and, as of November 2007, 185 states were parties to the Convention. The instrument requires parties to take effective and active measures to protect and conserve habitat of threatened species of animals and plants of scientific or

aesthetic value. The World Heritage Convention currently includes 31 marine sites, including important marine turtle habitat such as the Belize Barrier Reef Reserve System, Belize. Additional information is available at <http://whc.unesco.org/en/conventiontext>.

Ramsar Convention on Wetlands

The Convention on Wetlands, signed in Ramsar, Iran, in 1971, is an intergovernmental treaty, which provides the framework for national action and international cooperation for the conservation and wise use of wetlands and their resources. Currently, there are 158 parties to the convention, with 1,752 wetland sites, including important marine turtle habitat such as the Turtle Beaches and Coral Reefs of Tongaland, South Africa. Additional information is available at <http://www.ramsar.org>.

5.1.5. Other Natural or Manmade Factors Affecting Its Continued Existence

Incidental Bycatch in Fishing Gear

The most significant manmade factor affecting the conservation and recovery of the loggerhead is incidental capture in commercial and artisanal fisheries. Incidental capture (bycatch) of loggerheads occurs in various fisheries throughout the range of the species. Fishing gear types that may affect loggerheads include pelagic and demersal longlines, drift and set gillnets, bottom and mid-water trawling, fishing dredges, pound nets and weirs, haul and purse seines, pots and traps, and hook and line gear. While significant progress has been made to reduce bycatch in some fisheries in certain parts of the loggerhead's range, serious bycatch problems remain unaddressed. Specific information on bycatch rates or the number of takes are presented by DPS in Section 5.2.

Other Manmade Impacts

In addition to fisheries bycatch, climate change is another factor that has the potential to greatly impact loggerhead turtles. Impacts from global climate change induced by human activities are likely to become more apparent in future years (Intergovernmental Panel on Climate Change (IPCC) 2007a). The global mean temperature has risen 0.76°C over the last 150 years, and the linear trend over the last 50 years is nearly twice that for the last 100 years (IPCC 2007a). There is a high confidence, based on substantial new evidence, that observed changes in marine systems are associated with rising water temperatures, as well as related changes in ice cover, salinity, oxygen levels, and circulation. Ocean acidification resulting from massive amounts of carbon dioxide and pollutants released into the air can have major adverse impacts on the calcium balance in the oceans and, thus, on sea turtles. Changes to the marine ecosystem due to climate change include shifts in ranges and changes in algal, plankton, and fish abundance (IPCC 2007b), which could affect loggerhead prey distribution and abundance.

One of the most certain consequences of climate change is rising sea levels (Titus and Narayanan 1995), which will result in increased erosion rates along nesting beaches. This could particularly impact areas with low-lying beaches where sand depth is a limiting factor, as the sea will inundate nesting sites and decrease available nesting habitat (Daniels *et al.* 1993, Fish *et al.* 2005, Baker *et al.* 2006). The loss of habitat as a result of climate change could be accelerated due to a combination of other environmental and oceanographic changes such as an increase in the frequency of storms and/or changes in prevailing currents, both of which could lead to

increased beach loss via erosion (Antonelis *et al.* 2006, Baker *et al.* 2006). On some undeveloped beaches, shoreline migration will have limited effects on the suitability of nesting habitat. Bruun (1962) hypothesized that during a sea level rise a typical beach profile will maintain its configuration but will be translated landward and upward. However, along developed coastlines, and especially in areas where erosion control structures have been constructed to limit shoreline movement, rising sea levels will cause severe effects on nesting females and their eggs. Erosion control structures can result in the permanent loss of dry nesting beach or deter nesting females from reaching suitable nesting sites (National Research Council 1990). Nesting females may deposit eggs seaward of the erosion control structures potentially subjecting them to repeated tidal inundation.

Climate change also may affect loggerhead sex ratios. Loggerhead turtles exhibit temperature-dependent sex determination. Rapidly increasing global temperatures may result in warmer incubation temperatures and highly female-biased sex ratios (e.g., Glen and Mrosovsky 2004).

Loggerhead sea turtles may be injured from collisions with boat hulls and/or propellers. These injuries are becoming more common in sea turtles; however, it is difficult to ascertain what proportion of injuries is pre- or post-mortem. Capture and mortality of loggerheads during periodic dredging of sediments from navigational channels also have been documented.

Marine pollution, including marine debris, oil spills, and bioaccumulative chemicals, is one of the main anthropogenic threats to sea turtles (Tomás *et al.* 2002). Because of its habitat and feeding behavior, loggerheads appear to be one of two sea turtle species that ingest more debris in all of its life stages (Lutcavage *et al.* 1997). Direct or indirect disposal of anthropogenic waste introduces potentially lethal materials into loggerhead foraging habitats or into convergence zones, affecting oceanic juveniles. Loggerheads will ingest plastic pieces, styrofoam pieces, and other marine debris. Ingestion occurs when debris is mistaken for or associated with prey items. Effects may be lethal or non-lethal, resulting in varying side effects that may increase the probability of death (Balazs 1985, Carr 1987, McCauley and Bjorndal 1999, Witherington 2002). For example, nutrient dilution occurs when non-nutritive debris displaces food in the gut, which then may decrease somatic growth and reproduction (McCauley and Bjorndal 1999). Sea turtles at all life stages appear to be highly sensitive to oil spills, perhaps due to certain aspects of their biology and behavior, including a lack of avoidance behavior, indiscriminate feeding in convergence zones, and large pre-dive inhalations (Milton *et al.* 2003). Milton *et al.* (2003) state that the oil effects on turtles include increased egg mortality and developmental defects, direct mortality due to oiling in hatchlings, juveniles and adults, and impacts to the skin, blood, salt glands, and digestive and immune systems. In addition, loggerheads can become entangled in marine debris, such as discarded fishing gear or other entangling materials.

Natural Impacts

Natural factors that have the potential to affect loggerhead recovery include the effects of aperiodic hurricanes, seasonal typhoons, and catastrophic environmental events such as tsunamis. In general, these events are episodic and, although they may affect loggerhead hatchling production, the results are generally localized and they rarely result in whole-scale losses over multiple nesting seasons. The negative effects of these types of events on low-lying and/or developed shorelines may be longer-lasting and a greater threat overall.

5.2. Threats Specific to DPS

5.2.1. North Pacific Ocean DPS

5.2.1.1. Present or Threatened Destruction, Modification, or Curtailment of Its Habitat or Range

Terrestrial Zone

As described in Section 5.1.1., destruction and modification of loggerhead nesting habitat in the North Pacific result from coastal development and construction, placement of erosion control structures and other barriers to nesting, beachfront lighting, vehicular and pedestrian traffic, sand extraction, beach erosion, beach sand placement, beach pollution, removal of native vegetation, and planting of non-native vegetation (NMFS and FWS 1998). Beaches in Japan where loggerheads nest are extensively eroded due to dredging and dams constructed upstream, and are obstructed by seawalls as well. Unfortunately, no quantitative studies have been conducted to determine the impact to the loggerhead nesting populations (Kamezaki *et al.* 2003). However, it is clear that loggerhead nesting habitat has been impacted by erosion and extensive beach use by tourists, both of which have contributed to unusually high mortality of eggs and pre-emergent hatchlings at many Japanese rookeries (Matsuzawa 2006).

Maehama Beach and Inakahama Beach on Yakushima in Kagoshima Prefecture account for approximately 30% of loggerhead nesting in Japan (Kamezaki *et al.* 2003), making Yakushima an important area for nesting beach protection. However, the beaches suffer from beach erosion and light pollution, especially from passing cars, as well as from tourists encroaching on the nesting beaches (Matsuzawa 2006). Burgeoning numbers of visitors to beaches may cause sand compaction and nest trampling. Egg and pre-emergent hatchling mortality in Yakushima has been shown to be higher in areas where public access is not restricted and is mostly attributed to human foot traffic (“stomping”) on nests (Kudo *et al.* 2003). Fences have been constructed around areas where the highest densities of nests are laid; however, there are still lower survival rates of eggs and pre-emergent hatchlings due to excessive foot traffic (Ohmura 2006).

Loggerhead nesting habitat also has been lost at important rookeries in Miyazaki due in part to port construction that involved development of a groin of one kilometer from the coast into the sea, a yacht harbor with breakwaters and artificial beach, and an airport, causing erosion of beaches on both sides of the construction zone. This once excellent breeding habitat for loggerheads is now seriously threatened by erosion (Takeshita 2006).

Minabe-Senri beach, Wakayama Prefecture is a “submajor” nesting beach (in Kamezaki *et al.* 2003), but is one of the most important rookeries on the main island of Japan (Honshu). Based on unpublished data from the Sea Turtle Association of Japan, Matsuzawa (2006) reported hatching success of unwashed-out clutches at Minabe-Senri beach to be 24% in 1996, 50% in 1997, 53% in 1998, 48% in 1999, 62% in 2000, 41% in 2001, and 34% in 2002.

Comment [Y11]: It is generally truthful. Recently, the Ministry of Environment took leadership to make up relationship between local NGO which conducts turtle survey and conservation, community association which conducts turtle walk, and other stakeholders. Matsuzawa supported this and supervised to establish guidelines for turtle walk and survey. From 2009 nesting season, everyone who would access the Inakahama, Maehama, and Yotsuse beaches during night time is supposed to comply with the regulation.

Neritic/Oceanic Zone

As presented previously, the impacts to benthic habitat in the loggerhead neritic and oceanic zones include fishing practices, channel dredging, sand extraction, and marine pollution. These threats also occur in the North Pacific Ocean.

Fishing methods not only incidentally capture loggerheads (Section 5.1.5.), but also deplete invertebrate and fish populations and thus alter ecosystem dynamics. In many cases loggerhead foraging areas coincide with fishing zones. For example, using aerial surveys and satellite telemetry, juvenile foraging hotspots have recently been identified off the coast of Baja California, Mexico; these hotspots overlap with intensive small-scale fisheries (Peckham and Nichols 2006; Peckham *et al.* 2007, 2008). Comprehensive data currently are unavailable to fully understand how intense harvesting of fish resources changes neritic and oceanic ecosystems.

5.2.1.2. Overutilization for Commercial, Recreational, Scientific, or Educational Purposes

In Japan, the use of loggerhead meat for food is not popular except historically in local communities such as Kochi and Wakayama prefectures. In addition, egg collection was common in the coastal areas during times of hunger and later by those who valued loggerhead eggs as revitalizers or aphrodisiacs and acquired them on the black market (in Kamezaki *et al.* 2003, Takeshita 2006). Currently, due in large part to research and conservation efforts throughout the country, egg harvesting no longer represents a problem in Japan (Kamezaki *et al.* 2003, Ohmuta 2006, Takeshita 2006). Laws were enacted in 1973 to prohibit egg collection on Yakushima, and in 1988, the laws were extended to the entire Kagoshima Prefecture, where two of the most important loggerhead nesting beaches are protected (Matsuzawa 2006).

Despite national laws, in many other countries where loggerheads are found migrating through or foraging, the hunting of adults and juveniles is still a problem, as seen in Baja California Sur, Mexico (Koch *et al.* 2006). Sea turtles have been protected in Mexico since 1990, when a federal law decreed the prohibition of the “extraction, capture and pursuit of all species of sea turtle in federal waters or from beaches within national territory ... [and a requirement that] ... any species of sea turtle incidentally captured during the operations of any commercial fishery shall be returned to the sea, independently of its physical state, dead or alive” (in Garcia-Martinez and Nichols 2000). Despite the ban, studies have shown that sea turtles continue to be caught, both indirectly in fisheries and by a directed harvest of juveniles and subadults. Turtles are principally hunted using nets, longlines, and harpoons. While some are killed immediately, others are kept alive in pens and transported to market. The market for sea turtles consists of two types: the local market (consumed locally) and the export market (sold to restaurants in Mexico cities such as Tijuana, Ensenada, and Mexicali, and U.S. cities such as San Diego and Tucson). Consumption is highest during holidays such as Easter and Christmas (Wildcoast/Grupo Tortuguero de las Californias 2003).

Based on a combination of analyses of stranding data, beach and sea surveys, tag-recapture studies, and extensive interviews, all carried out between June 1994 and January 1999, Nichols (2003) conservatively estimated the annual take of sea turtles by various fisheries and through direct harvest in the Baja California, Mexico, region. Sea turtle mortality data collected between

1994 and 1999 indicate that over 90% of sea turtles recorded dead were either green turtles (30% of total) or loggerheads (61% of total), and signs of human consumption were evident in over half of the specimens. These studies resulted in an estimated 1,950 loggerheads killed annually, affecting primarily immature size classes. The primary causes for mortality were the incidental take in a variety of fishing gears and direct harvest for consumption and [illegal] trade (Nichols 2003).

From April 2000 to July 2003 throughout the Bahia Magdalena region (including local beaches and towns), researchers found 1,945 sea turtle carcasses, 44.1% of which were loggerheads. Of the sea turtle carcasses found, slaughter for human consumption was the primary cause of death for all species (63% for loggerheads). Over 90% of all turtles found were juveniles or subadults (Koch *et al.* 2006). As the population of black turtles has declined in Baja California Sur waters, poachers have switched to loggerheads (H. Peckham, Pro Peninsula, personal communication, 2006).

5.2.1.3. Disease or Predation

The potential effects of diseases and endoparasites, as described in Section 5.1.3., also exist for loggerheads found in the North Pacific Ocean. As in other nesting locations, egg predation also exists in Japan, particularly by raccoon dogs (*Nyctereutes procyonoides*) and weasels (*Mustela itatsi*); however, quantitative data do not exist to evaluate the impact on loggerhead populations (Kamezaki *et al.* 2003). Loggerheads in the North Pacific Ocean also may be impacted by harmful algal blooms.

5.2.1.4. Inadequacy of Existing Regulatory Mechanisms

Unless identified to a specific geographical area, the regulatory mechanisms described in Section 5.1.4. also apply to sea turtles found in the North Pacific. There are six additional instruments that apply to loggerheads found in this area.

Indian Ocean – South-East Asian Marine Turtle Memorandum of Understanding (IOSEA)

This Memorandum of Understanding (MOU) puts in place a framework through which States of the Indian Ocean and South-East Asian region, as well as other concerned States, can work together to conserve and replenish depleted marine turtle populations for which they share responsibility. This collaboration is achieved through the collective implementation of an associated Conservation and Management Plan. Currently, there are 27 signatory states. The United States became a signatory in 2001. Numerous accomplishments have been made under the auspices of this MOU. For detailed information, visit the IOSEA website at <http://www.ioseaturtles.org>.

Memorandum of Understanding on ASEAN Sea Turtle Conservation and Protection

The objectives of this MOU, initiated by the Association of South East Asian Nations (ASEAN), are to promote the protection, conservation, replenishing, and recovery of sea turtles and their habitats based on the best available scientific evidence, taking into account the environmental, socio-economic and cultural characteristics of the Parties. It currently has 10 signatory states in the South East Asian Region: Brunei Darussalam, Cambodia, Indonesia, Laos, Malaysia,

Myanmar, Philippines, Singapore, Thailand, and Vietnam. Additional information is available at <http://www.aseansec.org/6185.htm>.

Inter-American Convention for the Protection and Conservation of Sea Turtles (IAC)

This Convention is one of only a handful of international treaties dedicated exclusively to sea turtles, setting standards for the conservation of these endangered animals and their habitats with a large emphasis on bycatch reduction. It is the only binding multi-national agreement for sea turtles and is open to all countries in North, Central, and South America, and the Caribbean. It currently has 12 Contracting Parties, with the United States being a signatory in 1999. Additional information is available at <http://www.iacseaturtle.org>.

Convention for the Protection of the Marine Environment and Coastal Area of the South-East Pacific (Lima Convention)

This Convention's signatories include all countries along the Pacific Rim of South America from Panama to Chile. Among other resource management components, this Convention established a protocol for the conservation and management of protected marine resources. Stemming from this Convention is the Commission Permanente del Pacifico Sur (CPPS) that has developed a Marine Turtle Action Plan for the Southeast Pacific that outlines a strategy for protecting and recovering marine turtles in this region.

Convention for the Protection of Natural Resources and Environment of the South Pacific Region (Noumea Convention)

In force since 1990, this Convention includes 19 Parties from throughout the Southwest Pacific Ocean: Australia, Cook Islands, Federated States of Micronesia, Fiji, France, Kiribati, Marshall Islands, Nauru, New Zealand, Niue, Palau, Papua New Guinea, Samoa, Solomon Islands, Tonga, Tuvalu, United Kingdom, United States, and Vanuatu. This Convention is relevant only for the Exclusive Economic Zones of Party nations, and does not have jurisdiction in international waters. Relevant to marine turtles are the associated Protocol for the Prevention of Pollution of the South Pacific Region by Dumping (reduction of marine debris), and the Action Plan for Managing the Natural Resources and Environment of the South Pacific Region, which occurs under the auspices of the South Pacific Regional Environment Programme (SPREP). Additional information is available at <http://sedac.ciesin.org/entri/texts/natural.resources.south.pacific.1986.html>.

United Nations Convention on the Law of the Sea (UNCLOS)

To date 155 countries, including most mainland countries lining the western Pacific, and the European Community have joined in the Convention. The United States has signed the treaty, but the Senate has not ratified it. Aside from its provisions defining ocean boundaries, the Convention establishes general obligations for safeguarding the marine environment through mandating sustainable fishing practices and protecting freedom of scientific research on the high seas. Additional information is available at <http://www.un.org/Depts/los/index.htm>.

5.2.1.5. Other Natural or Manmade Factors Affecting Its Continued Existence

Incidental Bycatch in Fishing Gear

Incidental capture in artisanal and commercial fisheries is a significant threat to the survival of loggerheads in the North Pacific. Sea turtles may be caught in pelagic and demersal longlines, drift and set gillnets, bottom and mid-water trawling, fishing dredges, pound nets and weirs, haul and purse seines, pots and traps, and hook and line gear.

Based on turtle sightings and capture rates reported in a survey of fisheries research and training vessels and extrapolated to total longline fleet effort by the Japanese fleet in 1978, Nishemura and Nakahigashi (1990) estimated that 21,200 turtles, including greens, leatherbacks, loggerheads, olive ridleys, and hawksbills, were captured annually by Japanese tuna longliners in the western Pacific and South China Sea, with a reported mortality of approximately 12,300 turtles per year. Using commercial tuna longline logbooks, research vessel data, and questionnaires, Nishemura and Nakahigashi (1990) estimated that for every 10,000 hooks in the western Pacific and South China Sea, one turtle is captured, with a mortality rate of 42%. Although species-specific information on the bycatch is not available, vessels reported that 36% of the sightings of turtles in locations that overlap with these commercial fishing grounds were loggerheads.

Caution should be used in interpreting the results of Nishemura and Nakahigashi (1990), including estimates of sea turtle take rate (per number of hooks) and resultant mortality rate, and estimates of annual take by the fishery, for the following reasons: (1) the data collected were based on observations by training and research vessels, logbooks, and a questionnaire (i.e., hypothetical), and do not represent actual, substantiated logged or observed catch of sea turtles by the fishery; (2) the authors assumed that turtles were distributed homogeneously; and (3) the authors used only one year (1978) to estimate total effort and distribution of the Japanese tuna longline fleet. Although the data and analyses provided by Nishemura and Nakahigashi (1990) are conjectural, longliners fishing in the Pacific have significantly impacted and, with the current level of effort, probably will continue to have significant impacts on sea turtle populations.

Foreign high-seas driftnet fishing in the North Pacific Ocean for squid, tuna, and billfish ended with a United Nations moratorium in December 1992. Except for observer data collected in 1990-1991, there is virtually no information on the incidental take of sea turtle species by the driftnet fisheries prior to the moratorium. The high-seas squid driftnet fishery in the North Pacific was observed in Japan, Korea, and Taiwan, while the large-mesh fisheries targeting tuna and billfish were observed in the Japanese fleet (1990-1991) and the Taiwanese fleet (1990). A combination of observer data and fleet effort statistics indicate that 2,986 loggerhead turtles were entangled by the combined fleets of Japan, Korea, and Taiwan during June 1990 through May 1991, when all fleets were monitored. Of these incidental entanglements, an estimated 805 loggerheads were killed (27% mortality rate) (Wetherall 1997). Data on size composition of the turtles caught in the high-seas driftnet fisheries also were collected by observers. The majority of loggerheads measured by observers were immature (Wetherall 1997). The cessation of high-seas driftnet fishing in 1992 should have reduced the incidental take of marine turtles. However, nations involved in driftnet fishing may have shifted to other gear types (e.g., pelagic or demersal

longlines, coastal gillnets); this shift in gear types could have resulted in either similar or increased turtle bycatch and associated mortality.

These rough mortality estimates for a single fishing season provide only a narrow glimpse of the impacts of the driftnet fishery on sea turtles, and a full assessment of impacts would consider the turtle mortality generated by the driftnet fleets over their entire range. Unfortunately, comprehensive data are lacking, but the observer data do indicate the possible magnitude of turtle mortality given the best information available. Wetherall *et al.* (1993) speculate that the actual mortality of sea turtles may have been between 2,500 and 9,000 per year, with most of the mortalities being loggerheads taken in the Japanese and Taiwanese large-mesh fisheries.

While a comprehensive, quantitative assessment of the impacts of the North Pacific driftnet fishery on turtles is impossible without a better understanding of turtle population abundance, stock origins, exploitation history, and population dynamics, it is likely that the mortality inflicted by the driftnet fisheries in 1990 and in prior years was significant (Wetherall *et al.* 1993), and the effects may still be evident in sea turtle populations today. The high mortality of juveniles, subadults, and reproductive adults in the high-seas driftnet fishery has probably altered the current age structure (especially if certain age groups were more vulnerable to driftnet fisheries) and therefore diminished or limited the reproductive potential of affected sea turtle populations.

Extensive ongoing studies regarding loggerhead mortality and bycatch have been administered off the coast of Baja California Sur, Mexico. The location and timing of loggerhead strandings documented in 2003-2005 along a 43-kilometer beach (Playa San Lázaro) indicated bycatch in local small-scale fisheries. In order to corroborate this, in 2005, researchers observed two small-scale fleets operating closest to an area identified as a high-use area for loggerheads. One fleet, based out of Puerto López Mateos, fished primarily for halibut using bottom set gillnets, soaking from 20 to 48 hours. This fleet consisted of up to 75 boats in 2005, and, on a given day, 9 to 40 vessels fished the deep area (32-45 meter depths). During a two-month period, 11 loggerheads were observed taken in 73 gillnet day-trips, with eight of those loggerheads landed dead (observed mortality rate – 73%). The other fleet, based in Santa Rosa, fished primarily for demersal sharks using bottom-set longlines baited with tuna or mackerel and left to soak for 20 to 48 hours. In 2005, the fleet numbered only five to six vessels. During the seven daylong bottom-set longline trips observed, 26 loggerheads were taken, with 24 of them landed dead (observed mortality rate – 92%). Based on these observations, researchers estimated that in 2005 at least 299 loggerheads died in the bottom-set gillnet fishery and at least 680 loggerheads died in the bottom-set longline fishery. This annual bycatch estimate of approximately 1,000 loggerheads is considered a minimum and is also supported by shoreline mortality surveys and informal interviews (Peckham *et al.* 2007).

These results suggest that incidental capture at Baja California Sur is one of the most significant sources of mortality identified for the North Pacific loggerhead population and underscores the importance of reducing bycatch in small-scale fisheries.

In the U.S. Pacific, longline fisheries targeting swordfish and tuna and drift gillnet fisheries targeting swordfish have been identified as the primary fisheries of concern for loggerheads.

Bycatch of loggerhead turtles in these fisheries has been significantly reduced as a result of time-area closures, required gear modifications, and hard caps imposed on turtle bycatch, with 100% observer coverage in certain areas.

The California/Oregon (CA/OR) drift gillnet fishery targets swordfish and thresher shark off the west coast of the United States. The fishery has been observed by NMFS since July 1990, and currently averages 20%. From July 1990 to January 2000, the CA/OR drift gillnet fishery was observed to incidentally capture 17 loggerheads (12 released alive, 1 injured, and 4 killed). Based on a worst-case scenario, NMFS estimated that a maximum of 33 loggerheads in a given year could be incidentally taken by the CA/OR drift gillnet fleet. Sea turtle survival rates for hard-shelled species were estimated to be 68% (NMFS 2000).

In 2000, analyses conducted under the mandates of the ESA showed that the CA/OR drift gillnet fishery was taking excessive numbers of sea turtles, such that the fishery “jeopardized the continued existence of” loggerheads and leatherbacks. In this case, the consulting agency (NMFS) was required to provide a reasonable and prudent alternative to the action (i.e., the fishery). In order to reduce the likelihood of interactions with loggerhead sea turtles, NMFS has plans in place to close areas to drift gillnet fishing off southern California during El Niño events from June 1 through August 31, when loggerheads are likely to move into the area following a preferred prey species, pelagic red crabs.

Prior to 2000, the Hawaii-based longline fishery targeted highly migratory species north of Hawaii using gear largely used by fleets around the world. From 1994-1999, the fishery was estimated to take between 369 and 501 loggerheads per year, with between 64 and 88 mortalities per year (NMFS 2000). Currently, the Hawaii-based shallow longline fishery targeting swordfish is strictly regulated such that an annual cap of 17 loggerheads (with two mortalities) is “allocated” to the fishery, beginning in 2004, when the fishery was re-opened after being closed for several years. In 2004 and 2005, the fishing year was completed without reaching the turtle caps (1 and 10 loggerheads were captured, respectively). However, in 2006, 17 loggerheads were taken, forcing the fishery to be shut down early. In 2007, 15 loggerheads were taken by the fishery. Most loggerheads were released injured (NMFS-Pacific Islands Regional Office, Observer Database Public Website, 2008).

Recent investigations off the coast of Japan, particularly focused off the main islands of Honshu, Shikoku, and Kyushu, have revealed a major threat to the more mature stage classes of loggerheads (approximately 70-80 cm SCL) due to pound net fisheries set offshore of the nesting beaches and in the coastal foraging areas. While pound nets constitute the third largest fishery in terms of metric tons of fish caught in Japan, they account for the majority of bycatch. Open-type pound nets studied in an area off Shikoku were shown to take loggerheads as the majority species but had lower mortality rates (less than 15%), primarily because turtles could reach the surface to breathe. Middle layer and bottom-type pound nets in particular have high rates of mortality (nearly 100%), because the nets are submerged and sea turtles are unable to reach the surface. Estimates of loggerhead mortality in one area studied between April 2006 and September 2007 were on the order of 100 individuals. While the fishing industry has an interest in changing its gear to open-type, it is very expensive, and the support from the Japanese government is limited (T. Ishihara, Sea Turtle Association of Japan, personal communication,

2007). Nonetheless, the BRT recognizes that coastal pound net fisheries off Japan may pose a significant threat to the North Pacific population of loggerheads.

Quantifying the magnitude of the threat of fisheries in the North Pacific Ocean on loggerhead sea turtles is very difficult given the low level of observer coverage or investigations into bycatch conducted by countries that have large fishing fleets. Efforts have been made to quantify the effect of pelagic longline fishing on loggerheads, given the challenges, and annual estimates of bycatch were on the order of over 10,000 sea turtles, a proportion of which were estimated killed through immediate or delayed mortality as a result of interacting with the gear (Lewison *et al.* 2004).

Other Manmade Impacts

Similar to other areas of the world (see Section 5.1.5.), climate change and sea level rise have the potential to impact loggerheads in the North Pacific Ocean. For example, Matsuzawa *et al.* (2002) found heat-related mortality of pre-emergent hatchlings in Minabe Senri Beach and pointed out that this population is vulnerable to even small temperature increases resulting from global warming because sand temperatures already exceed the optimal thermal range for incubation. Recently, Chaloupka *et al.* (2008) used generalized additive regression modeling and autoregressive-prewhitened cross-correlation analysis to consider whether changes in regional ocean temperatures affect long-term nesting population dynamics for Pacific loggerheads from primary nesting assemblages in Japan and Australia. Researchers chose four nesting sites with a generally long time series to model, two in Japan (Kamouda rookery, declining population, and Yakushima rookery, generally increasing in the last 20 years), and two nesting sites in Australia (Woongarra rookery, generally declining through early 1990s and beginning to recover, and Wreck Island rookery, which is generally declining). Analysis of 51 years of mean annual sea surface time series around two core foraging areas off Japan and eastern Australia, showed a general warming of the oceans in these regions. In general, nesting abundance for all four rookeries was inversely related to sea surface temperatures; that is, higher sea surface temperatures during the previous year in the core foraging area resulted in lower summer season nesting at all rookeries. Given that cooler ocean temperatures are generally associated with increased productivity and that female sea turtles generally require at least one year to acquire sufficient fat stores for vitellogenesis to occur in the foraging grounds, as well as the necessary energy required for migration, any lag in productivity due to warmer temperatures has physiological basis. Over the long-term, warming ocean temperatures could therefore lead to lower productivity and prey abundance, and thus reduced nesting and recruitment by Pacific loggerheads (Chaloupka *et al.* 2008).

Comment [Y12]: The reference is as follows:

MATSUZAWA, Y., SATO, K., SAKAMOTO, W. and BJORN DAL, K.A. 2002. Seasonal fluctuations in sand temperature: effects on the incubation period and mortality of loggerhead sea turtle (*Caretta caretta*) pre-emergent hatchlings in Minabe, Japan. *Marine Biology* 140:639-646.

As described in Section 5.1.5., other anthropogenic impacts, such as boat strikes and ingestion or entanglement in marine debris, as well as entrainment in coastal power plants, also apply to loggerheads in the North Pacific.

Natural Impacts

Natural environmental events, such as cyclones and hurricanes, may affect loggerheads in the North Pacific Ocean. Typhoons have also been shown to cause severe beach erosion and negatively affect hatching success at many loggerhead nesting beaches in Japan, especially in areas already prone to erosion. For example, during the 2004 season, the Japanese archipelago

suffered a record number of typhoons and many nests were drowned or washed out. Extreme sand temperatures at nesting beaches also create highly skewed female sex ratios of hatchlings or threaten the health of hatchlings. Without human intervention to protect clutches against some of these natural threats, many of these nests would be lost (Matsuzawa 2006).

5.2.2. South Pacific Ocean DPS

5.2.2.1. Present or Threatened Destruction, Modification, or Curtailment of Its Habitat or Range

Terrestrial Zone

As described in Section 5.1.1., destruction and modification of loggerhead nesting habitat in the South Pacific result from coastal development and construction, placement of erosion control structures and other barriers to nesting, beachfront lighting, vehicular traffic, beach erosion, beach pollution, removal of native vegetation, and planting of non-native vegetation (NMFS and FWS 1998, Limpus 2009).

Removal or destruction of native dune vegetation, which enhances beach stability and acts as an integral buffer zone between land and sea, results in erosion of nesting habitat. Preliminary studies on nesting beaches in New Caledonia include local oral histories that attribute the decrease in loggerhead nesting to the removal of vegetation for construction purposes and subsequent beach erosion (Limpus *et al.* 2006).

Beach armoring presents a barrier to nesting in the South Pacific. On the primary nesting beach in New Caledonia, a rock wall was constructed to prevent coastal erosion, and sea turtle nesting attempts have been unsuccessful. Local residents are seeking authorization to extend the wall further down the beach (Limpus *et al.* 2006).

Neritic/Oceanic Zone

As presented previously, the impacts to bottom habitat in the loggerhead neritic and oceanic zones include fishing practices, channel dredging, sand extraction, and marine pollution. These threats also occur in the South Pacific Ocean.

5.2.2.2. Overutilization for Commercial, Recreational, Scientific, or Educational Purposes

Legislation in Australia outlaws the harvesting of loggerheads by indigenous peoples (Limpus *et al.* 2006). Despite national laws, in many areas the poaching of eggs and hunting of adults and juveniles is still a problem, and Limpus (2009) suggests that the harvest rate of loggerheads by indigenous hunters, both within Australia and in neighboring countries, is on the order of 40 turtles per year. Preliminary studies suggest that local harvesting in New Caledonia constitutes about 5% of the nesting population (Limpus *et al.* 2006). Loggerheads also are consumed after being captured incidentally in high-seas fisheries of the southeastern Pacific (Alfaro-Shigueto *et al.* 2006), and occasionally may be the product of illegal trade throughout the region.

5.2.2.3. Disease or Predation

The potential effects of diseases and endoparasites, as described in Section 5.1.3., also exist for loggerheads found in the South Pacific. While the prevalence of fibropapillomatosis in most loggerhead populations is thought to be small, an exception is in Moreton Bay, Australia, where 4.4% of the 320 loggerheads captured exhibited the disease during 1990-1992 (Limpus *et al.* 1994). A subsequent study also found a high prevalence of fibropapillomatosis in the area (Quackenbush *et al.* 2000).

Predation on nests and hatchlings by terrestrial vertebrates is a major problem at loggerhead rookeries in the South Pacific. At mainland rookeries in eastern Australia, for example, the introduced fox (*Vulpes vulpes*) has been the most significant predator on loggerhead eggs (Limpus 1985, 2009). Although this has been minimized in recent years (to <5%; Limpus 2009), researchers believe the earlier egg loss will greatly impact recruitment to this nesting population in the early 21st century (Limpus and Reimer 1994). Predation on hatchlings by crabs and diurnal birds is also a threat (Limpus 2009). In New Caledonia, feral dogs pose a predation threat to nesting loggerheads, and thus far no management has been implemented (Limpus *et al.* 2006).

5.2.2.4. Inadequacy of Existing Regulatory Mechanisms

Unless identified to a specific geographical area, the regulatory mechanisms described in Section 5.1.4. also apply to sea turtles found in the South Pacific Ocean. There are six additional instruments that apply to loggerheads in this area.

Indian Ocean – South-East Asian Marine Turtle Memorandum of Understanding (IOSEA)

This MOU puts in place a framework through which States of the Indian Ocean and South-East Asian region, as well as other concerned States, can work together to conserve and replenish depleted marine turtle populations for which they share responsibility. This collaboration is achieved through the collective implementation of an associated Conservation and Management Plan. Currently, there are 27 signatory states. The United States became a signatory in 2001. Numerous accomplishments have been made under the auspices of this MOU. For detailed information, visit the IOSEA website at <http://www.ioseaturtles.org>.

Memorandum of Understanding on ASEAN Sea Turtle Conservation and Protection

The objectives of this MOU, initiated by the Association of South East Asian Nations (ASEAN), are to promote the protection, conservation, replenishing, and recovery of sea turtles and their habitats based on the best available scientific evidence, taking into account the environmental, socio-economic and cultural characteristics of the Parties. It currently has 10 signatory states in the South East Asian Region: Brunei Darussalam, Cambodia, Indonesia, Laos, Malaysia, Myanmar, Philippines, Singapore, Thailand, and Vietnam. Additional information is available at <http://www.aseansec.org/6185.htm>.

Inter-American Convention for the Protection and Conservation of Sea Turtles (IAC)

This Convention is one of only a handful of international treaties dedicated exclusively to sea turtles, setting standards for the conservation of these endangered animals and their habitats with a large emphasis on bycatch reduction. It is the only binding multi-national agreement for sea turtles and is open to all countries in North, Central, and South America, and the Caribbean. It

currently has 12 Contracting Parties, with the United States being a signatory in 1999. Additional information is available at <http://www.iacseaturtle.org>.

Convention for the Protection of the Marine Environment and Coastal Area of the South-East Pacific (Lima Convention)

This Convention's signatories include all countries along the Pacific Rim of South America from Panama to Chile. Among other resource management components, this Convention established a protocol for the conservation and management of protected marine resources. Stemming from this Convention is the Commission Permanente del Pacifico Sur (CPPS) that has developed a Marine Turtle Action Plan for the Southeast Pacific that outlines a strategy for protecting and recovering marine turtles in this region.

Convention for the Protection of Natural Resources and Environment of the South Pacific Region (Noumea Convention)

In force since 1990, this Convention includes 19 Parties from throughout the Southwest Pacific Ocean: Australia, Cook Islands, Federated States of Micronesia, Fiji, France, Kiribati, Marshall Islands, Nauru, New Zealand, Niue, Palau, Papua New Guinea, Samoa, Solomon Islands, Tonga, Tuvalu, United Kingdom, United States, and Vanuatu. This Convention is relevant only for the Exclusive Economic Zones of Party nations, and does not have jurisdiction in international waters. Relevant to marine turtles are the associated Protocol for the Prevention of Pollution of the South Pacific Region by Dumping (reduction of marine debris), and the Action Plan for Managing the Natural Resources and Environment of the South Pacific Region, which occurs under the auspices of the South Pacific Regional Environment Programme (SPREP). Additional information is available at http://sedac.ciesin.org/entri/texts/natural_resources_south_pacific_1986.html.

United Nations Convention on the Law of the Sea (UNCLOS)

To date 155 countries, including most mainland countries lining the western Pacific, and the European Community have joined in the Convention. The United States has signed the treaty, but the Senate has not ratified it. Aside from its provisions defining ocean boundaries, the Convention establishes general obligations for safeguarding the marine environment through mandating sustainable fishing practices and protecting freedom of scientific research on the high seas. Additional information is available at <http://www.un.org/Depts/los/index.htm>.

5.2.2.5. Other Natural or Manmade Factors Affecting Its Continued Existence

Incidental Bycatch in Fishing Gear

Incidental capture in artisanal and commercial fisheries is a significant threat to the survival of loggerheads throughout the South Pacific. The primary gear types involved in these interactions include longlines, driftnets, set nets, and trawl fisheries. These are employed by both artisanal and industrial fleets, and target a wide variety of species including tunas, sharks, sardines, swordfish, and mahi mahi (see below).

In the southwestern Pacific, bottom trawling gear has been a contributing factor to the decline in the eastern Australian loggerhead population (Limpus and Reimer 1994). The northern Australian prawn fishery (NPF) is made up of both a banana prawn fishery and a tiger prawn

fishery, and extends from Cape York, Queensland (142°E) to Cape Londonberry, Western Australia (127°E). The fishery is one of the most valuable in all of Australia and in 2000 was comprised of 121 vessels fishing approximately 16,000 fishing days (Robins *et al.* 2002a). In 2000, the use of turtle excluder devices (TEDs) in the NPF was made mandatory, due in part to several factors: (1) objectives of the Draft Australian Recovery Plan for Marine Turtles, (2) requirement of the Australian Environment Protection and Biodiversity Conservation Act for Commonwealth fisheries to become ecologically sustainable, and (3) the 1996 U.S. import embargo on wild-caught prawns taken in a fishery without adequate turtle bycatch management practices (Robins *et al.* 2002a). Data primarily were collected by volunteer fishers who were trained extensively in the collection of scientific data on sea turtles caught as bycatch in their fishery. Prior to the use of TEDs in this fishery, the NPF annually took between 5,000 and 6,000 sea turtles as bycatch, with a mortality rate of an estimated 40% due to drowning, injuries, or being returned to the water comatose (Poiner and Harris 1996). Since the mandatory use of TEDs has been in effect, the annual bycatch of sea turtles in the NPF has dropped to less than 200 sea turtles per year, with a mortality rate of approximately 22% (based on recent years). This lower mortality rate also may be based on better sea turtle handling techniques adopted by the fleet. In general, loggerheads were the third most common sea turtle taken in this fishery.

Loggerheads are also taken by longline fisheries operating out of Australia (Limpus 2009). For example, Robins *et al.* (2002b) estimate that approximately 400 turtles are killed annually in Australian pelagic longline fishery operations. Of this annual estimate, leatherbacks accounted for over 60% of this total, while unidentified hardshelled turtles likely accounted for the remaining species. Therefore, the effect of this longline fishery on loggerheads is unknown.

Loggerheads also have been the most common turtle species captured in shark control programs in Australia (Kidston *et al.* 1992, Limpus 2009). From 1998-2002, a total of 232 loggerheads were captured with 195 taken on drum lines and 37 taken in nets, both with a low level of direct mortality (Limpus 2009).

In the southeastern Pacific, significant bycatch has been reported in artisanal gillnet and longline shark and mahi mahi fisheries operating out of Peru (Kelez *et al.* 2003, Alfaro-Shigueto *et al.* 2006) and to a lesser extent, Chile (Donoso and Dutton 2006). The fishing industry in Peru is the second largest economic activity in the country, and, over the past few years, the longline fishery has rapidly increased. Currently, nearly 600 longline vessels fish in the winter and over 1,300 vessels fish in the summer. During an observer program in 2003/2004, 588 sets were observed during 60 trips, and 154 sea turtles were taken as bycatch. Loggerheads were the species most often caught (73.4%). Of the loggerheads taken, 68% were entangled and 32% were hooked. Of the two fisheries, sea turtle bycatch was highest during the mahi mahi season, with 0.597 turtles/1,000 hooks, while the shark fishery caught 0.356 turtles/1,000 hooks (Alfaro-Shigueto *et al.* 2008b). A separate study by Kelez *et al.* (2003) reported that approximately 30% of all turtles bycaught in Peru were loggerheads. In many cases, loggerheads are kept on board for human consumption; therefore, the mortality rate in this artisanal longline fishery is likely high because sea turtles are retained for future consumption or sale.

Data on loggerhead bycatch in Chile are limited to the industrial swordfish fleet. Since 1990, fleet size has ranged from 7 to 23 vessels with a mean of approximately 14 vessels per year.

These vessels fish up to and over 1,000 nautical miles along the Chilean coast with mechanized sets numbering approximately 1,200 hooks (M. Donoso, ONG Pacifico Laud - Chile, personal communication, 2007). Loggerhead bycatch is present in Chilean fleets; however, the catch rate is substantially lower than that reported for Peru (P. Dutton, NMFS, and M. Donoso, ONG Pacifico Laud - Chile, unpublished data).

Other Manmade Impacts

Other threats such as debris ingestion, boat strikes, and port dredging also impact loggerheads in the South Pacific, although these threats have been minimized in recent years due to a variety of legislative actions (Limpus 2009). Loggerhead mortality resulting from dredging of channels in Queensland is a persistent, albeit minor problem. From 1999-2002, the average annual reported mortality was 1.7 turtles per year (range = 1-3) from port dredging operations (Limpus 2009). Climate change and sea level rise have the potential to impact loggerheads in the South Pacific Ocean, yet the impact of these threats has not been quantified.

Natural Impacts

Natural environmental events, such as cyclones or hurricanes, may affect loggerheads in the South Pacific Ocean. These types of events may disrupt loggerhead nesting activity, albeit on a temporary scale. As described in more detail in Section 5.2.1.5., Chaloupka *et al.* (2008) demonstrated that nesting abundance of loggerheads in Australia was inversely related to sea surface temperatures, and suggested that a long term warming trend in the South Pacific may be adversely impacting the recovery potential of this population.

5.2.3. North Indian Ocean DPS

5.2.3.1. Present or Threatened Destruction, Modification, or Curtailment of Its Habitat or Range

Terrestrial Zone

As described in Section 5.1.1., destruction and modification of loggerhead nesting habitat in the North Indian Ocean result from coastal development and construction, beachfront lighting, vehicular and pedestrian traffic, beach pollution, removal of native vegetation, and planting of non-native vegetation (NMFS and FWS 1998).

The primary loggerhead nesting beaches of this DPS are at Masirah Island, Oman, and are still relatively undeveloped but now facing increasing development pressures. Newly paved roads closely paralleling most of the Masirah Island coast are bringing newly constructed highway lights (E. Possardt, FWS, personal observation, 2008) and greater access to nesting beaches by the public. Light pollution from the military installation at Masirah Island also is evident at the most densely nested northern end of the island and is a likely cause of hatchling misorientation and nesting female disturbance (E. Possardt, FWS, personal observation, 2008). Beach driving occurs on most of the major beaches outside the military installation. This vehicular traffic creates ruts that obstruct hatchling movements (Mann 1977, Hosier *et al.* 1981, Cox *et al.* 1994, Baldwin 1992), tramples nests, and destroys vegetation and dune formation processes, which exacerbates light pollution effects. Free ranging camels, sheep, and goats overgraze beach vegetation, which impedes natural dune formation (E. Possardt, FWS, personal observation,

2008). Development of a new hotel on a major loggerhead nesting beach at Masirah Island is near completion and, although not yet approved, there are plans for a major resort at an important loggerhead nesting beach on one of the Halaniyat Islands. Armoring structures common to many developed beaches throughout the world are not yet evident on the major loggerhead nesting beaches of this DPS.

Neritic/Oceanic Zone

As presented previously, the impacts to bottom habitat in the loggerhead neritic and oceanic zones include fishing practices, channel dredging, sand extraction, and marine pollution. These threats also occur in the North Indian Ocean.

Fishing methods not only incidentally capture loggerheads (Section 5.1.5.), but also deplete invertebrate and fish populations and thus alter ecosystem dynamics. In many cases loggerhead foraging areas coincide with fishing zones. There has been an apparent growth in artisanal and commercial fisheries in waters surrounding Masirah Island (Baldwin 1992). The extent of turtle bycatch is unknown, may occur outside Oman waters, and may be a major threat to juvenile loggerheads in the North Indian Ocean.

5.2.3.2. Overutilization for Commercial, Recreational, Scientific, or Educational Purposes

The use of loggerhead meat for food in Oman is not legal or popular. However, routine egg collection on Masirah Island does occur (Baldwin 1992). The extent of egg collection as estimated by Masirah rangers and local residents is approximately 2,000 clutches per year (<10%).

5.2.3.3. Disease or Predation

The potential effects of diseases and endoparasites, as described in Section 5.1.3., also exist for loggerheads found in the North Indian Ocean. Natural egg predation on Oman loggerhead nesting beaches undoubtedly occurs, but is not well documented or believed to be significant. Predation on hatchlings by Arabian red fox (*Vulpes vulpes arabica*), ghost crabs (*Ocyropsis saratan*), night herons, and gulls likely occurs. While quantitative data do not exist to evaluate these impacts on the North Indian Ocean loggerhead population, they are not likely to be significant.

5.2.3.4. Inadequacy of Existing Regulatory Mechanisms

Unless identified to a specific geographical area, the regulatory mechanisms described in Section 5.1.4. also apply to sea turtles found in the North Indian Ocean. There are two additional instruments that apply to loggerheads found in this area.

Indian Ocean – South-East Asian Marine Turtle Memorandum of Understanding (IOSEA)

This MOU puts in place a framework through which States of the Indian Ocean and South-East Asian region, as well as other concerned States, can work together to conserve and replenish depleted marine turtle populations for which they share responsibility. This collaboration is achieved through the collective implementation of an associated Conservation and Management

Plan. Currently, there are 27 signatory states. The United States became a signatory in 2001. Numerous accomplishments have been made under the auspices of this MOU. For detailed information, visit the IOSEA website at <http://www.ioseaturtles.org>.

United Nations Convention on the Law of the Sea (UNCLOS)

To date 155 countries, including most mainland countries lining the western Pacific, and the European Community have joined in the Convention. The United States has signed the treaty, but the Senate has not ratified it. Aside from its provisions defining ocean boundaries, the Convention establishes general obligations for safeguarding the marine environment through mandating sustainable fishing practices and protecting freedom of scientific research on the high seas. Additional information is available at <http://www.un.org/Depts/los/index.htm>.

5.2.3.5. Other Natural or Manmade Factors Affecting Its Continued Existence

Incidental Bycatch in Fishing Gear

The magnitude of the threat of incidental capture of sea turtles in artisanal and commercial fisheries in the North Indian Ocean is unclear. Sea turtles may be caught in pelagic and demersal longlines, driftnet and set gillnets, bottom and mid-water trawling, fishing dredges, pound nets and weirs, haul and purse seines, pots and traps, and hook and line gear.

Quantifying the magnitude of the threat of fisheries on loggerheads in the North Indian Ocean is difficult given the low level of observer coverage or investigations into bycatch conducted by countries that have large fishing fleets. Efforts have been made to quantify the effects of pelagic longline fishing on loggerheads globally (Lewison *et al.* 2004). Annual estimates of loggerhead bycatch were on the order of over 220,000 turtles for the year 2000, a proportion of which were estimated killed through immediate or delayed mortality as a result of interacting with the gear (Lewison *et al.* 2004). While there were no turtle bycatch data available from the North Indian Ocean to use in this assessment, extrapolations that considered bycatch data for the Pacific and Atlantic basins gave a conservative estimate of 6,000 loggerheads captured in the Indian Ocean in the year 2000. Interviews with rangers and local fishermen at Masirah Island reveal that shark gill nets capture many loggerheads during their use just off nesting beaches during the nesting season. Rangers reported one example of 17 loggerheads in one net. Strong offshore monsoonal winds, which occur each nesting season, would be expected to keep dead turtles from stranding en masse on Masirah beaches.

Other Manmade Impacts

Similar to other areas of the world (see Section 5.1.5.), climate change and sea level rise have the potential to impact loggerheads in the North Indian Ocean. This includes beach erosion and loss from rising sea levels, skewed hatchling sex ratios from rising beach incubation temperatures, and abrupt disruption of ocean currents used for natural dispersal during the complex life cycle. Climate change impacts could have profound long term impacts on nesting populations in the North Indian Ocean, but it is not possible to quantify the potential impacts at this point in time.

As described in Section 5.1.5., other anthropogenic impacts, such as boat strikes and ingestion or entanglement in marine debris, as well as entrainment in coastal power plants, also apply to loggerheads in the North Indian Ocean.

Natural Impacts

Natural environmental events, such as cyclones, tsunamis, and hurricanes, affect loggerheads in the North Indian Ocean. For example, during the 2007 season, Oman suffered a rare typhoon. In general, however, severe storm events are episodic and, although they may affect loggerhead hatchling production, the results are generally localized and they rarely result in whole-scale losses over multiple nesting seasons.

5.2.4. Southeast Indo-Pacific Ocean DPS

5.2.4.1. Present or Threatened Destruction, Modification, or Curtailment of Its Habitat or Range

Terrestrial Zone

The primary loggerhead nesting beaches for this DPS occur in Australia on Dirk Hartog Island and Murion Islands (Baldwin *et al.* 2003), which are undeveloped. Dirk Hartog Island is soon to become part of the National Park System.

Neritic/Oceanic Zone

As presented previously, the impacts to bottom habitat in the loggerhead neritic and oceanic zones include fishing practices, channel dredging, sand extraction, and marine pollution. These threats also occur in the Southeast Indo-Pacific Ocean. Fishing methods not only incidentally capture loggerheads (Section 5.1.5.), but also deplete invertebrate and fish populations and thus alter ecosystem dynamics. In many cases, loggerhead foraging areas coincide with fishing zones.

5.2.4.2. Overutilization for Commercial, Recreational, Scientific, or Educational Purposes

Legislation in Australia outlaws the harvesting of loggerheads by indigenous peoples (Limpus *et al.* 2006). Dirk Hartog Island and Murion Islands are largely uninhabited, and poaching of eggs and turtles is likely negligible.

5.2.4.3. Disease or Predation

The potential effects of diseases and endoparasites, as described in Section 5.1.3., also exist for loggerheads found in the Southeast Indo-Pacific Ocean. On the North West Cape and the beaches of the Ningaloo coast of mainland Australia, a long established feral European red fox (*Vulpes vulpes*) population preyed heavily on eggs and is thought to be responsible for the lower numbers of nesting turtles on the mainland beaches (Baldwin *et al.* 2003). The fox populations have been eradicated on Dirk Hartog Island and Murion Islands (Baldwin *et al.* 2003).

5.2.4.4. Inadequacy of Existing Regulatory Mechanisms

Unless identified to a specific geographical area, the regulatory mechanisms described in Section 5.1.4. also apply to sea turtles found in the Southeast Indo-Pacific Ocean. There are two additional instruments that apply to loggerheads found in this area.

Indian Ocean – South-East Asian Marine Turtle Memorandum of Understanding (IOSEA)

This MOU puts in place a framework through which States of the Indian Ocean and South-East Asian region, as well as other concerned States, can work together to conserve and replenish depleted marine turtle populations for which they share responsibility. This collaboration is achieved through the collective implementation of an associated Conservation and Management Plan. Currently, there are 27 signatory states. The United States became a signatory in 2001. Numerous accomplishments have been made under the auspices of this MOU. For detailed information, visit the IOSEA website at <http://www.ioseaturtles.org>.

United Nations Convention on the Law of the Sea (UNCLOS)

To date 155 countries, including most mainland countries lining the western Pacific, and the European Community have joined in the Convention. The United States has signed the treaty, but the Senate has not ratified it. Aside from its provisions defining ocean boundaries, the Convention establishes general obligations for safeguarding the marine environment through mandating sustainable fishing practices and protecting freedom of scientific research on the high seas. Additional information is available at <http://www.un.org/Depts/los/index.htm>.

5.2.4.5. Other Natural or Manmade Factors Affecting Its Continued Existence

Incidental Bycatch in Fishing Gear

The extent of the threat of incidental capture of sea turtles in artisanal and commercial fisheries in the Southeast Indo-Pacific Ocean is unknown. Sea turtles may be caught in pelagic and demersal longlines, drift and set gillnets, bottom and mid-water trawling, fishing dredges, pound nets and weirs, haul and purse seines, pots and traps, and hook and line gear. There is evidence of significant historic bycatch from prawn fisheries, which may have depleted nesting populations long before nesting surveys were initiated in the 1990s (Baldwin *et al.* 2003).

Quantifying the magnitude of the threat of fisheries on loggerheads in the Southeast Indo-Pacific Ocean is very difficult given the low level of observer coverage or investigations into bycatch conducted by countries that have large fishing fleets. Efforts have been made to quantify the effects of pelagic longline fishing on loggerheads globally (Lewison *et al.* 2004). Annual estimates of loggerhead bycatch were on the order of over 220,000 turtles for the year 2000, a proportion of which were estimated killed through immediate or delayed mortality as a result of interacting with the gear (Lewison *et al.* 2004). While there were no turtle bycatch data available from the Southeast Indo-Pacific Ocean to use in this assessment, extrapolations that considered bycatch data for the Pacific and Atlantic basins gave a conservative estimate of 6,000 loggerheads captured in the Indian Ocean in the year 2000. Loggerheads are known to be taken by Japanese longline fisheries operating off of Western Australia (Limpus 2009). The effect of the longline fishery on loggerheads in the Indian Ocean is largely unknown (Lewison *et al.* 2004).

The northern Australian prawn fishery (NPF) is made up of both a banana prawn fishery and a tiger prawn fishery, and extends from Cape York, Queensland (142°E) to Cape Londonberry, Western Australia (127°E). The fishery is one of the most valuable in all of Australia and in 2000 was comprised of 121 vessels fishing approximately 16,000 fishing days (Robins *et al.* 2002a). In 2000, the use of turtle excluder devices in the NPF was made mandatory, due in part

to several factors: (1) objectives of the Draft Australian Recovery Plan for Marine Turtles, (2) requirement of the Australian Environment Protection and Biodiversity Conservation Act for Commonwealth fisheries to become ecologically sustainable, and (3) the 1996 U.S. import embargo on wild-caught prawns taken in a fishery without adequate turtle bycatch management practices (Robins *et al.* 2002a). Data primarily were collected by volunteer fishers who were trained extensively in the collection of scientific data on sea turtles caught as bycatch in their fishery. Prior to the use of TEDs in this fishery, the NPF annually took between 5,000 and 6,000 sea turtles as bycatch, with a mortality rate of an estimated 40%, due to drowning, injuries, or being returned to the water comatose (Poiner and Harris 1996). Since the mandatory use of TEDs has been in effect, the annual bycatch of sea turtles in the NPF has dropped to less than 200 sea turtles per year, with a mortality rate of approximately 22% (based on recent years). This lower mortality rate also may be based on better sea turtle handling techniques adopted by the fleet. In general, loggerheads were the third most common sea turtle taken in this fishery.

Loggerheads also have been the most common turtle species captured in shark control programs in Pacific Australia (Kidston *et al.* 1992, Limpus 2009); however, the Western Australian demersal longline fishery for sharks has no recorded interaction with loggerheads. From 1998-2002, a total of 232 loggerheads were captured with 195 taken on drum lines and 37 taken in nets, both with a low level of direct mortality (Limpus 2009).

Other Manmade Impacts

Similar to other areas of the world (see Section 5.1.5.), climate change and sea level rise have the potential to impact loggerheads in the Southeast Indo-Pacific Ocean. This includes beach erosion and loss from rising sea levels, skewed hatchling sex ratios from rising beach incubation temperatures, and abrupt disruption of ocean currents used for natural dispersal during the complex life cycle. Climate change impacts could have profound long term impacts on nesting populations in the Southeast Indo-Pacific Ocean, but it is not possible to quantify the potential impacts at this point in time.

As described in Section 5.1.5., other anthropogenic impacts, such as boat strikes and ingestion or entanglement in marine debris, also apply to loggerheads in the Southeast Indo-Pacific Ocean.

Natural Impacts

Natural environmental events, such as cyclones and hurricanes, may affect loggerheads in the Southeast Indo-Pacific Ocean. In general, however, severe storm events are episodic and, although they may affect loggerhead hatchling production, the results are generally localized and they rarely result in whole-scale losses over multiple nesting seasons.

5.2.5 Southwest Indian Ocean DPS

5.2.5.1. Present or Threatened Destruction, Modification, or Curtailment of Its Habitat or Range

Terrestrial Zone

All nesting beaches within South Africa and 60 km of nesting beach within Mozambique are within protected areas (Baldwin *et al.* 2003). There are no protected areas for loggerheads in

Madagascar (Baldwin *et al.* 2003). Most of the important loggerhead nesting beaches, however, are protected from human caused habitat degradation or loss.

Neritic/Oceanic Zone

As presented previously, the impacts to bottom habitat in the loggerhead neritic and oceanic zones include fishing practices, channel dredging, sand extraction, and marine pollution. These threats also occur in the Southwest Indian Ocean. Fishing methods not only incidentally capture loggerheads (Section 5.1.5.), but also deplete invertebrate and fish populations and thus alter ecosystem dynamics. In many cases, loggerhead foraging areas coincide with fishing zones.

5.2.5.2. Overutilization for Commercial, Recreational, Scientific, or Educational Purposes

In the Southwest Indian Ocean, on the east coast of Africa, subsistence hunting by local people constitutes a consistent threat to loggerheads (Baldwin *et al.* 2003). Illegal hunting of marine turtles and egg harvesting is a continual threat within Maputo Park, Mozambique.

5.2.5.3. Disease or Predation

The potential effects of diseases and endoparasites, as described in Section 5.1.3., also exist for loggerheads found in the Southwest Indian Ocean. Side striped jackals (*Canis adustus*) and honey badgers (*Melivora capensis*) are known to depredate nests (Baldwin *et al.* 2003).

5.2.5.4. Inadequacy of Existing Regulatory Mechanisms

Unless identified to a specific geographical area, the regulatory mechanisms described in Section 5.1.4. also apply to sea turtles found in the Southwest Indian Ocean. There are two additional instruments that apply to loggerheads found in this area.

Indian Ocean – South-East Asian Marine Turtle Memorandum of Understanding (IOSEA)

This MOU puts in place a framework through which States of the Indian Ocean and South-East Asian region, as well as other concerned States, can work together to conserve and replenish depleted marine turtle populations for which they share responsibility. This collaboration is achieved through the collective implementation of an associated Conservation and Management Plan. Currently, there are 27 signatory states. The United States became a signatory in 2001. Numerous accomplishments have been made under the auspices of this MOU. For detailed information, visit the IOSEA website at <http://www.ioseaturtles.org>.

United Nations Convention on the Law of the Sea (UNCLOS)

To date 155 countries, including most mainland countries lining the western Pacific, and the European Community have joined in the Convention. The United States has signed the treaty, but the Senate has not ratified it. Aside from its provisions defining ocean boundaries, the Convention establishes general obligations for safeguarding the marine environment through mandating sustainable fishing practices and protecting freedom of scientific research on the high seas. Additional information is available at <http://www.un.org/Depts/los/index.htm>.

5.2.5.5. Other Natural or Manmade Factors Affecting Its Continued Existence

Incidental Bycatch in Fishing Gear

The extent of the threat of incidental capture of sea turtles in artisanal and commercial fisheries in the Southwest Indian Ocean is unknown. Sea turtles may be caught in pelagic and demersal longlines, drift and set gillnets, bottom and mid-water trawling, fishing dredges, pound nets and weirs, haul and purse seines, pots and traps, and hook and line gear. There is evidence of significant historic bycatch from prawn fisheries, which may have depleted nesting populations long before nesting surveys were initiated in the 1990s (Baldwin *et al.* 2003).

Quantifying the magnitude of the threat of fisheries on loggerheads in the Southwest Indian Ocean is very difficult given the low level of observer coverage or investigations into bycatch conducted by countries that have large fishing fleets. Efforts have been made to quantify the effects of pelagic longline fishing on loggerheads globally (Lewison *et al.* 2004). Annual estimates of loggerhead bycatch were on the order of over 220,000 turtles for the year 2000, a proportion of which were estimated killed through immediate or delayed mortality as a result of interacting with the gear (Lewison *et al.* 2004). While there were no turtle bycatch data available from the Southwest Indian Ocean to use in this assessment, extrapolations that considered bycatch data for the Pacific and Atlantic basins gave a conservative estimate of 6,000 loggerheads captured in the Indian Ocean in the year 2000. Loggerheads are known to be taken by Japanese longline fisheries operating off of Western Australia (Limpus 2009). The effect of the longline fishery on loggerheads in the Indian Ocean is largely unknown (Lewison *et al.* 2004).

The northern Australian prawn fishery (NPF) is made up of both a banana prawn fishery and a tiger prawn fishery, and extends from Cape York, Queensland (142°E) to Cape Londonberry, Western Australia (127°E). The fishery is one of the most valuable in all of Australia and in 2000 was comprised of 121 vessels fishing approximately 16,000 fishing days (Robins *et al.* 2002a). In 2000, the use of turtle excluder devices in the NPF was made mandatory, due in part to several factors: (1) objectives of the Draft Australian Recovery Plan for Marine Turtles, (2) requirement of the Australian Environment Protection and Biodiversity Conservation Act for Commonwealth fisheries to become ecologically sustainable, and (3) the 1996 U.S. import embargo on wild-caught prawns taken in a fishery without adequate turtle bycatch management practices (Robins *et al.* 2002a). Data primarily were collected by volunteer fishers who were trained extensively in the collection of scientific data on sea turtles caught as bycatch in their fishery. Prior to the use of TEDs in this fishery, the NPF annually took between 5,000 and 6,000 sea turtles as bycatch, with a mortality rate of an estimated 40%, due to drowning, injuries, or being returned to the water comatose (Poiner and Harris 1996). Since the mandatory use of TEDs has been in effect, the annual bycatch of sea turtles in the NPF has dropped to less than 200 sea turtles per year, with a mortality rate of approximately 22% (based on recent years). This lower mortality rate also may be based on better sea turtle handling techniques adopted by the fleet. In general, loggerheads were the third most common sea turtle taken in this fishery.

Loggerheads have also been the most common turtle species captured in shark control programs in Pacific Australia (Kidston *et al.* 1992, Limpus 2009). From 1998-2002, a total of 232

loggerheads were captured with 195 taken on drum lines and 37 taken in nets, both with a low level of direct mortality (Limpus 2009).

Other Manmade Impacts

As described in Section 5.1.5., other anthropogenic impacts, such as boat strikes and ingestion or entanglement in marine debris, also apply to loggerheads in the Southwest Indian Ocean. Similar to other areas of the world (see Section 5.1.5.), climate change and sea level rise have the potential to impact loggerheads in the Southwest Indian Ocean. This includes beach erosion and loss from rising sea levels, skewed hatchling sex ratios from rising beach incubation temperatures, and abrupt disruption of ocean currents used for natural dispersal during the complex life cycle. Climate change impacts could have profound long term impacts on nesting populations in the Southwest Indian Ocean, but it is not possible to quantify the potential impacts at this point in time.

Natural Impacts

Natural environmental events, such as cyclones, tsunamis and hurricanes, may affect loggerheads in the Southwest Indian Ocean. In general, however, severe storm events are episodic and, although they may affect loggerhead hatchling production, the results are generally localized and they rarely result in whole-scale losses over multiple nesting seasons.

5.2.6. Northwest Atlantic Ocean DPS

5.2.6.1. Present or Threatened Destruction, Modification, or Curtailment of Its Habitat or Range

Terrestrial Zone

As described in Section 5.1.1., destruction and modification of loggerhead nesting habitat in the Northwest Atlantic results from coastal development and construction, placement of erosion control structures and other barriers to nesting, placement of nearshore shoreline stabilization structures, beachfront lighting, vehicular and pedestrian traffic, beach erosion, beach sand placement, removal of native vegetation, and planting of non-native vegetation (Baldwin 1992, Margaritoulis *et al.* 2003, NMFS and FWS 2008).

Stormwater or other water source runoff from beachfront parking lots, building rooftops, roads, decks, and draining swimming pools adjacent to the beach is frequently discharged directly to the beach and dune either by sheet flow, through stormwater collection system outfalls, or through small diameter pipes. These outfalls are known to create localized erosion channels, prevent natural dune establishment, and wash out sea turtle nests (Florida Fish and Wildlife Conservation Commission, unpublished data). Stormwater runoff can result in beach erosion and prevent natural dune building in localized areas. Contaminants contained in stormwater, such as oils, grease, antifreeze, gasoline, metals, pesticides, chlorine, and nutrients, may affect sea turtle nests and other beach fauna when large amounts of stormwater are discharged onto the beach.

Debris on nesting beaches is a threat to hatchlings and nesting females. Hatchlings often must navigate through a variety of obstacles before reaching the ocean. These include natural and

human-made debris. Debris on the beach may interfere with a hatchling's progress toward the ocean. Research has shown that travel times of hatchlings from the nest to the water may be extended when traversing areas of heavy foot traffic or vehicular ruts (Hosier *et al.* 1981); the same is true of debris on the beach. Hatchlings may be upended and spend both time and energy in righting themselves. Some beach debris may have the potential to trap hatchlings and prevent them from successfully reaching the ocean. In addition, debris over the tops of nests may impede or prevent hatchling emergence. Nesting females also may be impeded by beach debris in their movement up or down the beach, and this may influence selection of nest sites. In rarer circumstances, large debris items may entrap nesting females.

Neritic/Oceanic Zone

Threats to bottom habitat in the loggerhead neritic and/or oceanic zones include fishing practices, channel dredging, sand extraction, oil exploration and development, and marine pollution. Benthic habitat alteration by mobile fishing gear, especially trawls and dredges, constitutes a globally significant physical disturbance to the marine environment and has significant effects on marine biodiversity (Watling and Norse 1998). Mobile fishing gear has been shown to result in short and long-term changes in benthic community composition, including species groups on which loggerheads forage (Gordon *et al.* 1998). The National Research Council (1994) found that habitat alteration by fishing activities is perhaps the least understood of the important environmental effects of fishing. Periodic dredging of sediments from navigational channels is carried out at large ports to provide for the passage of large commercial and military vessels. In addition, sand mining (dredging) for beach renourishment and construction projects occurs in the Northwest Atlantic along the U.S., Mexico, Central American, Colombia, and Venezuela coasts. Dredging can cause the destruction or degradation of loggerhead habitat. Channelization of inshore and nearshore habitat and the subsequent disposal of dredged material in the marine environment can destroy or disrupt resting or foraging grounds (including grass beds and coral reefs) and may affect nesting distribution by altering physical features in the marine environment (Hopkins and Murphy 1980). Oil exploration and development on live bottom areas may disrupt foraging grounds by smothering benthic organisms with sediments and drilling muds (Coston-Clements and Hoss 1983). The effects of benthic habitat alteration on loggerhead prey abundance and distribution, and the effects of these potential changes on loggerhead populations, have not been determined but are of concern.

5.2.6.2. Overutilization for Commercial, Recreational, Scientific, or Educational Purposes

Deliberate hunting of loggerheads for their meat, shells, and eggs is reduced from previous exploitation levels, but still exists. In the Caribbean, 13 of 29 (45%) countries/territories allow the harvest of loggerheads. The loggerhead harvest in the Caribbean is generally restricted to the non-nesting season with the exception of St. Kitts and Nevis and the Turks and Caicos Islands. Most countries/territories that allow harvest have regulations that favor the harvest of large juveniles and adults, the most reproductively valuable members of the population. Exceptions include the Cayman Islands, which mandates maximum size limits, and Haiti and Trinidad and Tobago, which have no size restrictions. All Central and South American countries in the Northwest Atlantic legislate complete protection of loggerheads in their territorial waters with the exception of Guyana. Despite national laws, in many countries the poaching of eggs and hunting of adults and juveniles still occurs at varying levels.

5.2.6.3. Disease or Predation

The potential effects of diseases and endoparasites, as described in Section 5.1.3., also exist for loggerheads found in the Northwest Atlantic. Viral diseases have not been documented in free-ranging loggerheads, with the possible exception of sea turtle fibropapillomatosis, which may have a viral etiology (Herbst and Jacobson 1995, George 1997). Although fibropapillomatosis reaches epidemic proportions in some wild green turtle populations, the prevalence of this disease in most loggerhead populations is thought to be small. An exception is Florida Bay where approximately 9.5% of the loggerheads captured exhibit fibropapilloma-like external lesions (B. Schroeder, NMFS, personal communication, 2006). Mortality levels and population-level effects associated with the disease are still unknown. Heavy infestations of endoparasites may cause or contribute to debilitation or mortality in sea turtles. Trematode eggs and adult trematodes were recorded in a variety of tissues including the spinal cord and brain of debilitated loggerheads during an epizootic in South Florida, USA, during late 2000 and early 2001. These endoparasites were implicated as a possible cause of the epizootic (Jacobson *et al.* 2006). Although many health problems have been described in wild populations through the necropsy of stranded turtles, the significance of diseases on the ecology of wild loggerhead populations is not known (Herbst and Jacobson 1995).

Predation of eggs and hatchlings by native and introduced species occurs on almost all nesting beaches throughout the Northwest Atlantic. The most common predators at the primary nesting beaches in the southeastern United States are ghost crabs (*Ocypode quadrata*), raccoons (*Procyon lotor*), feral hogs (*Sus scrofa*), foxes (*Urocyon cinereoargenteus* and *Vulpes vulpes*), coyotes (*Canis latrans*), armadillos (*Dasypus novemcinctus*), and red fire ants (*Solenopsis invicta*) (Stancyk 1982, Dodd 1988). In the absence of well managed nest protection programs, predators may take significant numbers of eggs; however, nest protection programs are in place at most of the major nesting beaches in the Northwest Atlantic.

Non-native vegetation has invaded many coastal areas and often outcompetes native plant species. Exotic vegetation may form impenetrable root mats that can invade and desiccate eggs, as well as trap hatchlings.

Harmful algal blooms, such as a red tide, also impact loggerheads in the Northwest Atlantic. In Florida, USA, the species that causes most red tides is *Karenia brevis*, a dinoflagellate that produces a toxin (Florida Marine Research Institute 2003). During four red tide events along the west coast of Florida, sea turtle stranding trends indicated that these events were acting as a mortality factor (Redlow *et al.* 2003). Sea turtles that washed ashore alive during these red tide events displayed symptoms that were consistent with acute brevetoxicosis (e.g., uncoordinated and lethargic but otherwise robust and healthy in appearance) and completely recovered within days of being removed from the area of the red tide. The population level effects of these events are not yet known.

5.2.6.4. Inadequacy of Existing Regulatory Mechanisms

Unless identified to a specific geographic area, the regulatory mechanisms described in Section 5.1.4. also apply to sea turtles found in the Northwest Atlantic Ocean. There are two additional instruments that apply to loggerheads found in this area.

Inter-American Convention for the Protection and Conservation of Sea Turtles (IAC)

This Convention is one of only a handful of international treaties dedicated exclusively to sea turtles, setting standards for the conservation of these endangered animals and their habitats with a large emphasis on bycatch reduction. It is the only binding multi-national agreement for sea turtles and is open to all countries in North, Central, and South America, and the Caribbean. It currently has 12 Contracting Parties, with the United States being a signatory in 1999. Additional information is available at <http://www.iacseaturtle.org>.

Convention for the Protection and Development of the Marine Environment of the Wider Caribbean Region

Also called the Cartagena Convention, this instrument has been in place since 1986 and currently has 21 signatory states. Under this Convention, the component that may relate to loggerhead turtles is the Protocol Concerning Specially Protected Areas and Wildlife (SPA) that has been in place since 2000. The goals of this protocol are to encourage Parties "to take all appropriate measures to protect and preserve rare or fragile ecosystems, as well as the habitat of depleted, threatened or endangered species, in the Convention area." All six sea turtle species in the Wider Caribbean are listed in Annex II of the protocol, which prohibits (a) the taking, possession or killing (including, to the extent possible, the incidental taking, possession or killing) or commercial trade in such species, their eggs, parts or products, and (b) to the extent possible, the disturbance of such species, particularly during breeding, incubation, estivation, migration, and other periods of biological stress. Hykle (2002) believes that in view of the limited participation of Caribbean States in the aforementioned Convention on the Conservation of Migratory Species of Wild Animals, the provisions of the SPAW Protocol provide the legal support for domestic conservation measures that might otherwise not have been afforded. Additional information is available at <http://www.cep.unep.org/cartagena-convention>.

5.2.6.5. Other Natural or Manmade Factors Affecting Its Continued Existence

Incidental Bycatch in Fishing Gear

Bycatch of loggerheads in commercial and recreational fisheries in the Northwest Atlantic is a significant threat facing the species in this region. A variety of fishing gears that incidentally capture loggerhead turtles are employed including gillnets, trawls, hook and line, longlines, seines, dredges, and various types of pots/traps. Among these, gillnets, longlines, and trawl gear likely contribute to the vast majority of bycatch mortality of loggerheads. Considerable effort has been expended since the 1980s to document and address fisheries bycatch, especially in the United States and Mexico. Observer programs have been implemented in some fisheries to collect turtle bycatch data, and efforts to reduce bycatch and mortality of loggerheads in certain fishing operations have been undertaken. These efforts include developing gear solutions to prevent or reduce captures or to allow turtles to escape without harm (e.g., TEDs, circle hooks and bait combinations), implementing time and area closures to prevent interactions from

occurring (e.g., prohibitions on gillnet fishing along the mid-Atlantic coast during the critical time of northward migration of loggerheads, prohibitions of gillnetting in some U.S. state waters), and/or modifying gear (e.g., requirements to reduce mesh size in the leaders of pound nets to prevent entanglement).

The primary bycatch reduction focus in the Northwest Atlantic, since the 1978 ESA listing of the loggerhead, has been on bycatch reduction in shrimp trawls. The development of turtle excluder devices (TEDs) in the 1970s and the refinement of these devices over the past three decades has been a primary focus of loggerhead bycatch reduction efforts. The U.S. has required the use of TEDs since the mid-1990s, with modifications required and implemented as necessary. Most notably, in 2003, NMFS implemented new requirements for TEDs in the shrimp trawl fishery to ensure that large loggerheads could escape through TED openings (NMFS 2003, 68 FR 8456). Significant effort has been expended to transfer this technology to other shrimping fleets in the Northwest Atlantic; however, not all nations where loggerheads occur require the device be used. Enforcement of TED regulations is difficult and compliance is not believed to be complete. Because TEDs are not 100% effective, a significant number of loggerheads are estimated to still be killed annually in shrimp trawls throughout the Northwest Atlantic (U.S. estimate alone, under current shrimp trawl fishing requirements, is approximately 4,000 individuals). Several other shrimp-fishery related factors likely contribute to high loggerhead mortality rates. These factors include illegally modified TEDs (closed TED openings), high fishing densities (multiple captures of individual turtles), and high capture rates in sampling nets (trynets). Data are not currently available to assess the impacts of these factors on sea turtle mortality.

Other trawl fisheries operating in Northwest Atlantic waters that are known to capture sea turtles include, but are not limited to, summer flounder, calico scallop, sea scallop, blue crab, whelk, cannonball jellyfish, horseshoe crab, and mid-Atlantic directed finfish trawl fisheries and the *Sargassum* fishery. In the U.S., the summer flounder fishery is the only trawl fishery (other than the shrimp fishery) with federally mandated TED use (in certain areas). Loggerhead annual bycatch estimates in 2004 and 2005 in U.S. mid-Atlantic scallop trawl gear ranged from 81 to 191 turtles, depending on the estimation methodology used (Murray 2007). Estimated average annual bycatch of loggerheads in other mid-Atlantic federally managed bottom otter trawl fisheries during 1996-2004 was 616 turtles (Murray 2006). The harvest of *Sargassum* by trawlers can result in incidental capture of post-hatchlings and habitat destruction (Schwartz 1988, Witherington 2002). Comprehensive loggerhead bycatch estimates from across the Northwest Atlantic are not available, but it is reasonable to assume, and based on available estimates from U.S. trawl fisheries, that the cumulative mortality of loggerheads in trawl fisheries is high.

Dredge fishing gear can be likened to a modified trawl and is the predominant gear used to harvest sea scallops off the mid- and northeastern U.S. Atlantic coast. Sea scallop dredges are composed of a heavy steel frame and cutting bar located on the bottom part of the frame and a bag, made of metal rings and mesh twine, attached to the frame. The gear is fished along the bottom and weighs from 500-1,000 pounds (National Research Council 2002). Turtles can be struck and injured or killed by the dredge frame and/or captured in the bag where they may drown or be further injured or killed when the catch and heavy gear are dumped on the vessel deck. Total estimated bycatch of loggerhead turtles in the U.S. sea scallop dredge fishery

operating in the mid-Atlantic region (New York to North Carolina) from June through November is on the order of several hundred turtles per year (Murray 2004, 2005, 2007). The impact of the sea scallop dredge fishery on loggerheads in U.S. waters of the Northwest Atlantic remains a serious concern.

Incidental take of oceanic-stage loggerheads in pelagic longline fisheries has recently received significant attention (Balazs and Pooley 1994; Bolten *et al.* 1994, 2000; Aguilar *et al.* 1995; Laurent *et al.* 1998; Long and Schroeder 2004; Watson *et al.* 2005). Large-scale commercial longline fisheries operate throughout the pelagic range of the Northwest Atlantic loggerhead, including the western Mediterranean. The largest size classes in the oceanic stage are the size classes impacted by the swordfish longline fishery in the Azores (Bolten 2003) and this is likely the case for other nation's fleets operating in the region, including but not limited to, the European Union, United States, Japan, and Taiwan. The demographic consequences relative to population recovery of the increased mortality of these size classes have been discussed (Crouse *et al.* 1987; see also Heppell *et al.* 2003 and Chaloupka 2003). Collectively, the bycatch and mortality of Northwest Atlantic loggerheads in longline fisheries is significant, and has likely been increasing with the growth of these fisheries in region since the 1960s.

Gillnet fisheries may be the most ubiquitous of fisheries operating in the neritic range of the Northwest Atlantic loggerhead. Comprehensive estimates of bycatch in gillnet fisheries do not exist and, while this precludes a quantitative analysis of their impacts on loggerhead populations, the cumulative mortality of loggerheads in gillnet fisheries is likely high. In the U.S., some states (e.g., South Carolina, Georgia, Florida, Louisiana, and Texas) have prohibited gillnets in their waters, but there remain active fisheries in other U.S. states, in U.S. federal waters, Mexican waters, Central and South America, and the Northeast Atlantic.

Pound nets are fixed gear composed of a series of poles driven into the bottom upon which netting is suspended. Pound nets basically operate like a trap with the pound constructed of a series of funnels leading to a bag that is open at the top, and a long leader of netting that extends from shallow to deeper water where the pound is located. In some configurations, the leader is suspended from the surface by a series of stringers or vertical lines. Sea turtles incidentally captured in the pound, which is composed of small mesh webbing, are usually safe from injury and may be released easily when the fishermen pull the nets (Mansfield *et al.* 2002). However, sea turtle mortalities have been documented in the leader of certain pound nets. Large mesh leaders (greater than 12-inch stretched mesh) may act as a gillnet, entangling sea turtles by the head or foreflippers (Bellmund *et al.* 1987) or may act as a barrier against which turtles may be impinged (NMFS, unpublished data). Nets with small mesh leader (less than 8 inches) usually do not present a mortality threat to loggerheads (Morreale and Standora 1998, Epperly *et al.* 2000, Mansfield *et al.* 2002). In 2002, the U.S. prohibited, in certain areas and at certain times, pound nets with leaders having mesh greater than or equal to 12 inches and leaders with stringers.

Pots/traps are commonly used to target crabs, lobsters, and reef fishes. These traps vary in size and configuration, but all are attached to a surface float by means of a vertical line leading to the trap. Turtles can become entangled in vertical lines below the surface of the water and subsequently drown. In other instances, stranded turtles have been recovered entangled in

vertical lines with the trap in tow. Loggerheads may be particularly vulnerable to entanglement in vertical lines because of their attraction to, or attempts to feed on, baits and species caught in the traps and epibionts (living organisms) growing on traps, trap lines, and floats. Comprehensive estimates of loggerhead interactions with pot/trap gear are not available, but the gear is widely used throughout the range of the DPS, and poses a continuing threat.

Other Manmade Impacts

Similar to other areas of the world (see Section 5.1.5.), climate change and sea level rise have the potential to impact loggerheads in the Northwest Atlantic Ocean.

Propeller and collision injuries from boats and ships are becoming more common in sea turtles. In the U.S. Atlantic, from 1997 to 2005, 14.9% of all stranded loggerheads were documented as having sustained some type of propeller or collision injuries although it is not known what proportion of these injuries were post or ante-mortem. The incidence of propeller wounds observed in sea turtles stranded in the U.S. has risen from approximately 10% in the late 1980s to a record high of 20.5% in 2004 (NMFS, unpublished data). In the U.S., propeller wounds are greatest in southeast Florida; during some years, as many as 60% of the loggerhead strandings found in these areas had propeller wounds (Florida Fish and Wildlife Conservation Commission, unpublished data). As the number of vessels increases, in concert with increased coastal development, especially in nearshore waters, propeller and vessel collision injuries are also expected to rise.

Several activities associated with offshore oil and gas production, including oil spills, water quality (operational discharge), seismic surveys, explosive platform removal, platform lighting, and noise from drillships and production activities, are known to impact loggerheads. Currently, there are 3,443 federally regulated offshore platforms in the Gulf of Mexico dedicated to natural gas and oil production. Additional state-regulated platforms are located in state waters (Texas and Louisiana). There are currently no active leases off the Atlantic coast.

All loggerhead life history stages are vulnerable to the harmful effects of oil through direct contact, degradation of food resources, and loss of habitat (Vargo *et al.* 1986, Minerals Management Service 2000). Vargo *et al.* (1986) reported that sea turtles would be at substantial risk if they encountered an oil spill or large amounts of tar in the environment. In a review of available information on debris ingestion, Balazs (1985) reported that tar balls were the second most prevalent type of debris ingested by sea turtles. Physiological experiments showed that sea turtles exposed to petroleum products may suffer inflammatory dermatitis, ventilatory disturbance, salt gland dysfunction or failure, red blood cell disturbances, immune response, and digestive disorders (Vargo *et al.* 1986, Lutz and Lutcavage 1989, Lutcavage *et al.* 1995). Operational discharge of produced waters, drill muds, and drill cuttings are routinely discharged in marine waters as a result of petroleum production activities (Minerals Management Service 2000). Loggerheads may bioaccumulate heavy metals found in drill muds resulting in debilitation or death. The effects of large-scale oil spills on loggerheads could be locally catastrophic. The impacts of offshore lighted oil production platforms on loggerheads are unknown. Lighted platforms may attract hatchlings, making them more susceptible to predation (de Silva 1982). Neritic juveniles and adults may be attracted by high prey concentrations around the structures, making them more susceptible to ingestion of petroleum products.

In addition to the destruction or degradation of habitat described in Section 5.2.6.1., periodic dredging of sediments from navigational channels can also result in incidental mortality of sea turtles. Direct injury or mortality of loggerheads by dredges has been well documented in the southeastern U.S. (National Research Council 1990). Solutions, including modification of dredges and time/area closures, have been successfully implemented to reduce mortalities and injuries in the U.S.

Natural Impacts

Loggerheads are susceptible to cold stunning, a phenomenon in which turtles become incapacitated as a result of rapidly dropping water temperatures (Witherington and Ehrhart 1989, Morreale *et al.* 1992). As temperatures fall below 8-10°C, turtles may lose their ability to swim and dive, often floating to the surface. It appears to be the rate of cooling that precipitates cold stunning rather than the water temperature itself (Milton and Lutz 2003). Sea turtles that overwinter in inshore waters are most susceptible to cold stunning, because temperature changes are most rapid in shallow water (Witherington and Ehrhart 1989).

Another natural factor that has the potential to affect recovery of loggerhead turtles is aperiodic hurricanes. In general, these events are episodic and, although they may affect loggerhead hatchling production, the results are generally localized and they rarely result in whole-scale losses over multiple nesting seasons. The negative effects of hurricanes on low-lying and/or developed shorelines may be longer-lasting and a greater threat overall.

5.2.7. Northeast Atlantic Ocean DPS

The following information on threats pertains to all loggerhead turtles that may be found in the Northeast Atlantic. Because it is likely that oceanic juveniles from this DPS also are found in the Northwest Atlantic Ocean and in the Mediterranean Sea, the reader also should consult the narratives on those regions.

5.2.7.1. Present or Threatened Destruction, Modification, or Curtailment of Its Habitat or Range

Terrestrial Zone

As described in Section 5.1.1., destruction and modification of loggerhead nesting habitat in the Northeast Atlantic result from coastal development and construction, placement of erosion control structures and other barriers to nesting, beachfront lighting, vehicular and pedestrian traffic, sand extraction, beach erosion, beach pollution, and removal of native vegetation (Baldwin 1992, NMFS and FWS 1998, Formia *et al.* 2003, Margaritoulis *et al.* 2003).

In the Northeast Atlantic, the only loggerhead nesting of note occurs in the Cape Verde Islands. The Cape Verde government's plans to develop Boa Vista Island, the location of the main nesting beaches, could increase the terrestrial threats to loggerheads (van Bogaert 2006). Sand extraction on Santiago Island, Cape Verde, may be responsible for the apparent decrease in nesting there (Loureiro 2008). Scattered and infrequent nesting occurs in western Africa, where much industrialization is located on the coast and population growth rates fluctuate between

0.8% (Cape Verde) and 3.8% (Côte D'Ivoire) (Abe *et al.* 2004, Tayaa *et al.* 2005). Land mines on some of the beaches of mainland Africa, within the reported historical range of nesting by loggerheads (e.g., Western Sahara) would be detrimental to nesters and have inhibited scientific surveys of the region (Tiwari *et al.* 2001). Tiwari *et al.* (2001) noted a high level of human use of beaches on mainland Africa – enough that any evidence of nesting activity would be quickly erased. Garbage litters many developed beaches (Formia *et al.* 2003). Erosion is a problem along the long stretches of high energy ocean shoreline of Africa and is further exacerbated by sand mining and harbor building (Formia *et al.* 2003); crumbling buildings claimed by the sea may present obstructions to nesting females.

Neritic/Oceanic Zone

Ecosystem alterations have occurred due to the tremendous human pressure on the environment in the region. Turtles, including loggerheads, usually are included in ecosystem models of the region (see Palomares and Pauly 2004). In the Canary Current Large Marine Ecosystem (LME), the area is characterized by the Global International Waters Assessment (GIWA) as severely impacted in the area of modification or loss of ecosystems or ecotones and health impacts, but these impacts are decreasing (<http://www.lme.noaa.gov>). The Celtic-Biscay Shelf LME is affected by alterations to the seabed, agriculture, and sewage (Valdés and Lavin 2002). The Gulf of Guinea has been characterized as severely impacted in the area of solid wastes by the GIWA; this and other pollution indicators are increasing (<http://www.lme.noaa.gov>). Marine pollution, such as oil and debris, has been shown to negatively impact loggerheads and represent a degradation of the habitat (Orós *et al.* 2005, 2009; Calabuig Miranda and Liria Loza 2007).

Additionally, fishing is a major source of ecosystem alteration of the neritic and oceanic habitats of loggerhead turtles in the region. Fishing effort off the western African coast is increasing and record low biomass has been recorded for exploited resources, representing a 13X decline in biomass since 1960 (see Palomares and Pauly 2004). Throughout the North Atlantic, fishery landings fell by 90% during the 20th century, foreboding a trophic cascade and a change in food-web competition (Pauly *et al.* 1998, Christensen *et al.* 2003). For a description of the exploited marine resources in the region, see Lamboeuf (1997). The Celtic-Biscay Shelf LME, the Iberian Coastal Ecosystem LME, the Canary Current LME, and the Guinea Current LME all are severely overfished, and effort now is turning to a focus on pelagic fisheries, whereas historically there were demersal fisheries. The impacts continue to increase in the Guinea Current LME despite efforts throughout the region to reduce fishing pressure (<http://www.lme.noaa.gov>).

The threats to bottom habitat for loggerheads previously described in this document include modification of the habitat through bottom trawling. Trawling occurs off the European coast and the area off Northwest Africa is one of the most intensively trawled areas in the world (Zeeberg *et al.* 2006). Trawling has been banned in the Azores, Madeira, and Canary Islands to protect cold-water corals (Lutter 2005). Although illegal, trawling also occurs in the Cape Verde Islands (López-Jurado *et al.* 2003). The use of destructive fishing practices, such as explosives and toxic chemicals, has been reported in the Canary Current area, causing serious damage to both the resources and the habitat (Tayaa *et al.* 2005).

5.2.7.2. Overutilization for Commercial, Recreational, Scientific, or Educational Purposes

Deliberate hunting of loggerheads for their meat, shells, and eggs is reduced from previous exploitation levels, but still exists and remains the most serious threat facing nesting turtles. Historical records indicate turtles were harvested throughout Macaronesia (see López-Jurado 2007). Intensive exploitation has been cited for the extirpation of the loggerhead nesting colony in the Canary Islands (López-Jurado 2007), and heavy human predation on nesting and foraging animals occurred on Santiago Island, Cape Verde, the first in the Archipelago to be settled (Loureiro 2008), as well as on Sal and Sao Vicente islands (López-Jurado 2007). Nesting loggerheads and eggs are still harvested at Boa Vista, Cape Verde (Cabrera *et al.* 2000, López-Jurado *et al.* 2003). In 2007, over 1,100 (36%) of the nesting turtles were hunted, which is about 15% of the estimated adult female population (Marco *et al.* in press). In 2008, the military protected one of the major nesting beaches (50% of the island's nesting) on Boa Vista where in 2007 55% of the mortality had occurred; with the additional protection, only 17% of the turtles on that beach were slaughtered (Roder *et al.* in press). On Sal Island, 11.5% of the emergences on unprotected beaches ended with mortality, whereas mortality was 3% of the emergences on protected beaches (Cozens *et al.* in press). The slaughter of nesting turtles is a problem wherever turtles nest in the Cape Verde Islands and may approach 100% in some places (C. Roder, Turtle Foundation, Münsing, Germany, personal communication, 2009; Cozens in press). The meat and eggs are consumed locally as well as traded among the archipelago (C. Roder, Turtle Foundation, Münsing, Germany, personal communication, 2009). Hatchlings are collected on Sal Island, but this activity appears to be rare on other islands of the archipelago (J. Cozens, SOS Tartarugas Cabo Verde, Santa Maria, Sal Island, Cape Verde, personal communication, 2009). Additionally, free divers target turtles for consumption of meat, often selectively taking large males (López-Jurado *et al.* 2003). Turtles are harvested along the African coast and, in some areas, are considered a significant source of food and income due to the poverty of many residents along the African coast (Formia *et al.* 2003). Loggerhead carapaces are sold in markets in Morocco and Western Sahara (Fretey 2001, Tiwari *et al.* 2001, Benhardouze *et al.* 2004).

5.2.7.3. Disease or Predation

The potential effects of diseases and endoparasites, as described in Section 5.1.3., also exist for loggerheads found in the Northeast Atlantic Ocean. Spontaneous diseases documented in the Northeast Atlantic include pneumonia, hepatitis, meningitis, septicemic processes, and neoplasia (Orós *et al.* 2005). Pneumonia could result from the aspiration of water from forced submergence in fishing gear. The authors also reported nephritis, esophagitis, nematode infestation, and eye lesions. Fibropapillomatosis does not appear to be an issue in the Northeast Atlantic.

Nest depredation by ghost crabs occurs in Cape Verde (López-Jurado *et al.* 2000). The ghost crabs feed on both eggs and hatchlings. Arvy *et al.* (2000) reported predation of loggerhead eggs in two nests in Mauritania by golden jackals (*Canis aureus*); a loggerhead turtle creating a third nest also had been killed, with meat and eggs eaten, but the predator was not identified.

Loggerheads in the Northeast Atlantic also may be impacted by harmful algal blooms, which have been reported infrequently in the Canary Islands and the Iberian Coastal LME (Ramos *et al.*

2005, Akin-Oriola *et al.* 2006, Amorim and Dale 2006, Moita *et al.* 2006; <http://www.lme.noaa.gov>).

5.2.7.4. Inadequacy of Existing Regulatory Mechanisms

Unless identified to a specific geographical area, the regulatory mechanisms described in Section 5.1.4. also apply to sea turtles found in the Northeast Atlantic Ocean, although not all nations in the region are signatory to them all (e.g., Western Sahara is not signatory to the CMS/Bonn Convention). There are four additional instruments and one regulation that apply to loggerheads found in this area.

African Convention on the Conservation of Nature and Natural Resources (Algiers Convention)
Adopted in September 1968, the contracted states were “to undertake to adopt the measures necessary to ensure conservation, utilization and development of soil, water, floral and faunal resources in accordance with scientific principles and with due regard to the best interests of the people”. It was followed by the 1972 Stockholm Conference on the Human Environment and led to the establishment of environmental ministries in African nations and the creation of the United Nations Environment Programme (UNEP) headquartered in Nairobi. The Algiers Convention recently has undergone revision (not yet in force) and its objectives are to enhance environmental protection, foster conservation and sustainable use of natural resources, and harmonize and coordinate policies in these fields with a view to achieving ecologically rational, economically sound, and socially acceptable development policies and programs. Additional information is available at <http://www.unep.ch/regionalseas/legal/afr.htm>.

Convention on the Conservation of Migratory Species of Wild Animals, Memorandum of Understanding Concerning Conservation Measures for Marine Turtles of the Atlantic Coast of Africa (Abidjan Memorandum)

This MOU was concluded under the auspices of the Convention on the Conservation of Migratory Species of Wild Animals (CMS) and became effective in 1999. The MOU area covers 26 Range States along the Atlantic coast of Africa extending approximately 14,000 km from Morocco to South Africa. The goal of this MOU is to improve the conservation status of marine turtles along the Atlantic Coast of Africa. It aims at safeguarding six marine turtle species – including the loggerhead turtle – that are estimated to have rapidly declined in numbers during recent years due to excessive exploitation (both direct and incidental) and the degradation of essential habitats. This includes the projection of hatchlings through adults with particular attention paid to the impacts of fisheries bycatch and the need to include local communities in the development and implementation of conservation activities. However, despite this agreement, killing of adult turtles and harvesting of eggs remains rampant in many areas along the Atlantic African coast. Additional information is available at http://www.cms.int/species/africa_turtle/AFRICAturtle_bkgd.htm.

The Convention for the Co-operation in the Protection and Development of the Marine and Coastal Environment of the West and Central African Region (Abidjan Convention)

The Abidjan Convention covers the marine environment, coastal zones, and related inland waters from Mauritania to Namibia. The Abidjan Convention countries are Angola, Benin, Cameroon, Cape Verde, Congo, Cote d'Ivoire, Democratic Republic of Congo, Equatorial Guinea, Gabon,

Gambia, Ghana, Guinea, Guinea-Bissau, Liberia, Mauritania, Namibia, Nigeria, Sao Tome and Principe, Senegal, Sierra Leone, and Togo. The Abidjan Convention is an agreement for the protection and management of the marine and coastal areas that highlights sources of pollution, including pollution from ships, dumping, land-based sources, exploration and exploitation of the sea-bed, and pollution from or through the atmosphere. The Convention also identifies where co-operative environmental management efforts are needed. These areas of concern include coastal erosion, specially protected areas, combating pollution in cases of emergency, and environmental impact assessment. The Action Plan and the Abidjan Convention were adopted by the Governments in 1981; the Convention entered into force in 1984. Western Sahara and Morocco are not signatories of the Abidjan Convention.

Accra Declaration of the Ministerial Committee of the Gulf of Guinea Large Marine Ecosystem (GOG-LME)-1998 Abuja Declaration of the Guinea Current Large Marine Ecosystem Project-2006

In 1998, the environmental ministers of Cote d'Ivoire, Ghana, Togo, Benin, Nigeria, and Cameroon signed the Accra Declaration to strengthen regional capacity to prevent and correct pollution in the LME and prevent and correct degradation of critical habitats. The ministers identified the living resources and management problems in the area. The countries decided on a detailed survey of industries, defined regional effluent standards, instituted community based mangrove restoration activities, and created a campaign for the reduction, recovery, recycling, and re-use of industrial wastes. In 2006, the Guinea Current LME Project expanded the project scope to 10 neighboring countries (Guinea-Bissau, Guinea, Sierra Leone, Liberia, Sao Tome and Principe, Equatorial Guinea, Gabon, Congo Brazzaville, Congo-Kinshasa, and Angola).

Council Regulation (EC) No. 1239/98 of 8 June 1998 Amending Regulation (EC) No. 894/97 Laying Down Certain Technical Measures for the Conservation of Fishery Measures (Council of the European Union)

This measure banned the use of driftnets by 1 January 2002 for European fleets. Fleets from other nations in international waters can still use driftnets.

5.2.7.5. Other Natural or Manmade Factors Affecting Its Continued Existence

Incidental Bycatch in Fishing Gear

Loggerhead turtles strand throughout the Northeast Atlantic (Fretey 2001; Tiwari *et al.* 2001; Duguy *et al.* 2004, 2005; Witt *et al.* 2007), and there are indications that the turtles become entangled in nets and monofilament and swallow hooks in the region (Orós *et al.* 2005, Calabuig Miranda and Liria Loza 2007). On the European coasts, most stranded loggerheads are small (mean < 30 cm SCL), but a few are greater than 60 cm SCL (Witt *et al.* 2007). Similarly, Tiwari *et al.* (2001) and Benhardouze *et al.* (2004) indicated that the animals they viewed in Morocco and Western Sahara were small juveniles, while Fretey (2001) reported that loggerheads captured and stranded in Mauritania were both juvenile and adult-sized animals.

Incidental capture of sea turtles in artisanal and commercial fisheries is a threat to the survival of loggerheads in the Northeast Atlantic. Sea turtles may be caught in a multitude of gears deployed in the region: pelagic and demersal longlines, drift and set gillnets, bottom and mid-water trawling, weirs, haul and purse seines, pots and traps, cast nets, and hook and line gear (see

Pascoe and Gréboval 2003, Bayliff *et al.* 2005, Tayaa *et al.* 2005, Dossa *et al.* 2007). Fishing effort off the western African coast has been increasing (see Palomares and Pauly 2004). Impacts continue to increase in the Guinea Current LME, but, in contrast, the impacts are reported to be decreasing in the Canary Current LME (<http://www.lme.noaa.gov>). Throughout the region, fish stocks are depleted and management authorities are striving to reduce the fishing pressure.

In the Northeast Atlantic, loggerheads, particularly the largest size classes in the oceanic environment (most of which are small juveniles), are captured in surface longline fisheries targeting swordfish (*Xiphias gladius*) and tuna (*Thunnus spp.*) (Ferreira *et al.* 2001, Bolten 2003). Bottom longlines in Madeira Island targeting black-scabbard (*Aphanopus carbo*) capture and kill small juvenile loggerhead turtles as the fishing depth does not allow hooked turtles to surface (Dellinger and Encarnação 2000).

In United Kingdom and Irish waters, loggerhead bycatch is uncommon but has been noted in pelagic driftnet fisheries (Pierpoint 2000, Rogan and Mackey 2007). Loggerheads have not been captured in pelagic trawls, demersal trawls, or gillnets in United Kingdom and Irish waters (Pierpoint 2000), but have been captured in nets off France (Duguy 2004, 2005).

International fleets of trawl fisheries operate in Mauritania and have been documented to capture sea turtles, including loggerheads (Zeeberg *et al.* 2006). Despite being illegal, trawling occurs in the Cape Verde Islands and has the potential to capture and kill loggerhead turtles; one piece of abandoned trawl net washed shore with eight live and two dead loggerheads (López-Jurado *et al.* 2003). Longlines, seines, and hook and line have been documented to capture loggerheads 35-73 cm SCL off the northwestern Moroccan coast (Benhardouze 2004).

Other Manmade and Natural Impacts

As described in Section 5.1.5., other anthropogenic impacts, such as boat strikes and ingestion or entanglement in marine debris, also apply to loggerheads in the Northeast Atlantic. Propeller and boat strike injuries have been documented in the Northeast Atlantic (Orós *et al.* 2005, Calabuig Miranda and Liria Loza 2007). Exposure to crude oil is also of concern. Loggerhead strandings in the Canary Islands have shown evidence of hydrocarbon exposure as well as ingestion of marine debris, such as plastic and monofilament (Orós *et al.* 2005, Calabuig Miranda and Liria Loza 2007), and in the Azores and elsewhere plastic debris is found both on the beaches and floating in the waters (Barrerios and Barcelos 2001, Tiwari *et al.* 2001). Pollution from heavy metals is a concern for the seas around the Iberian Peninsula (European Environmental Agency 1998) and in the Guinea Current LME (Abe *et al.* 2004). Bioaccumulation of metals in loggerheads has been measured in the Canary Islands and along the French Atlantic Coast (Caurant *et al.* 1999, Torrent *et al.* 2004). However, the consequences of long term exposure to heavy metals are unknown (Torrent *et al.* 2004). The effects of pollution on the ecosystem are addressed in Section 5.2.7.1.

Natural environmental events, such as climate change, could impact affect loggerheads in the Northeast Atlantic. Similar to other areas of the world (see Section 5.1.5.), climate change and sea level rise have the potential to impact loggerheads in the Northeast Atlantic, and the changes may be further exacerbated by the burning of fossil fuels and deforestation. These effects range

from flooding of nesting beaches, shifts in ocean currents, ecosystem shifts in prey distribution and abundance, and a shift in the sex ratio of the population if rookeries do not migrate concurrently (e.g., northward in the case of global warming) or if nesting phenology does not change (see Doody *et al.* 2006). Tropical and sub-tropical storms occasionally strike the area and could have a negative impact on nesting, although such an impact would be of limited duration.

5.2.8. Mediterranean Sea DPS

The following information on threats pertains to all loggerhead turtles that may be found in the Mediterranean.

5.2.8.1. Present or Threatened Destruction, Modification, or Curtailment of Its Habitat or Range

Terrestrial Zone

In the Mediterranean, some areas known to host nesting activity in the past have been lost to turtles (e.g., Malta) or severely degraded (e.g., Israel) (Margaritoulis *et al.* 2003). As described in Section 5.1.1., destruction and modification of loggerhead nesting habitat in the Mediterranean result from coastal development and construction, placement of erosion control structures and other barriers to nesting, beachfront lighting, vehicular and pedestrian traffic, sand extraction, beach erosion, beach sand placement, beach pollution, removal of native vegetation, and planting of non-native vegetation (Baldwin 1992, Margaritoulis *et al.* 2003). These activities may directly impact the nesting success of loggerheads and survivability of eggs and hatchlings. Nesting in the Mediterranean almost exclusively occurs in the Eastern basin, with the main concentrations found in Cyprus, Greece, and Turkey (Margaritoulis *et al.* 2003); therefore, the following threats to the nesting habitat are concentrated in these areas.

The Mediterranean experiences a large influx of tourists during the summer months, coinciding with the nesting season. Margaritoulis *et al.* (2003) state that extensive urbanization of the coastline, largely a result of tourism and recreation, is likely the most serious threat to loggerhead nesting areas. The large numbers of tourists that use Mediterranean beaches result in an increase in umbrellas, chairs, garbage, and towels, as well as related hotels, restaurants, and stationary (e.g., street lights, hotels) and moving (e.g., cars) lighting, all which can impact sea turtle nesting success (Demetropoulos 2000). Further, the eastern Mediterranean is exposed to high levels of pollution and marine debris, in particular the nesting beaches of Cyprus, Turkey, and Egypt (Camiñas 2004).

Construction and infrastructure development also have the potential to alter nesting beaches and subsequently impact nesting success. The construction of new buildings on or near nesting beaches has been a problem in Greece and Turkey (Camiñas 2004). The construction of a jetty and waterworks around Mersin, Turkey, has contributed significantly to the continuous loss of adjacent beach (Camiñas 2004).

Beach erosion and sand extraction also pose a problem for sea turtle nesting sites. The noted decline of the nesting population at Rethymno, Island of Crete, Greece, is partly attributed to

beach erosion caused by construction on the high beach and at sea (e.g., groins) (Margaritoulis *et al.* 2009). A 2001 survey of Lebanese nesting beaches found severe erosion on beaches where previous nesting had been reported, and in some cases the beaches had disappeared completely (Venizelos *et al.* 2005). Definitive causes of this erosion were found to be sand extraction, offshore sand dredging, and sediment removal from river beds for construction and military purposes. Beach erosion also may occur from natural changes, with the same deleterious effects to loggerhead nesting. On Patara, Turkey, beach erosion and subsequent inundation by waves and shifting sand dunes are responsible for about half of all loggerhead nest losses (Camiñas 2004). Erosion can further be exacerbated when native dune vegetation, which enhances beach stability and acts as an integral buffer zone between land and sea, is degraded or destroyed. This in turn often leaves insufficient nesting opportunities above the high tide line, and nests may be washed out. In contrast, the planting or invasion of less stabilizing, non-native plants can lead to increased erosion and degradation of suitable nesting habitat. Finally, sand extraction has been a serious problem on Mediterranean nesting beaches, especially in Turkey (Türkozan and Baran 1996), Cyprus (Godley *et al.* 1996, Demetropoulos and Hadjichristophorou 1989), and Israel (Levy 2003).

While the most obvious effect of nesting beach destruction and modification may be to the existence of the actual nests, hatchlings are also threatened by habitat alteration. In the Mediterranean, disorientation of hatchlings due to artificial lighting has been recorded mainly in Greece (Rees 2005, Margaritoulis *et al.* 2007, Margaritoulis *et al.* 2009), Turkey (Türkozan and Baran 1996), and Lebanon (Newbury *et al.* 2002). Additionally, vehicle traffic on nesting beaches may disrupt the natural beach environment and contribute to erosion, especially during high tides or on narrow beaches where driving is concentrated on the high beach and foredune. On Zakynthos Island in Greece, Venizelos *et al.* (2006) reported that vehicles drove along the beach and sand dunes throughout the tourist season on East Laganas and Kalamaki beaches, leaving deep ruts in the sand, disturbing sea turtles trying to nest, and impacting hatchlings trying to reach the sea.

Neritic/Oceanic Zone

As presented previously, the impacts to habitat in the loggerhead neritic and oceanic zones include fishing practices, channel dredging, sand extraction, marine pollution, and climate change. These threats also occur in the Mediterranean.

Trawling occurs throughout the Mediterranean, most notably in areas off Albania, Algeria, Corsica, Croatia, Egypt, France, Greece, Italy, Libya, Morocco, Slovenia, Spain, Tunisia, Turkey, and (the former) Yugoslavia (Gerosa and Casale 1999, Camiñas 2004, Casale 2008). This fishing practice has the potential to destroy bottom habitat in these areas. Fishing methods affect neritic zones by not only impacting bottom habitat and incidentally capturing loggerheads but also depleting fish populations, and thus altering ecosystem dynamics. For example, depleted fish stocks in Zakynthos, Greece, likely contributed to predation of adult loggerheads by monk seals (*Monachus monachus*) (Margaritoulis *et al.* 1996). Further, by depleting fish populations, the trophic dynamics will be altered, which may then in turn affect the ability of loggerheads to find prey resources. If loggerheads are not able to forage on the necessary prey resources, their long term survivability may be impacted. Climate change also may result in future trophic changes, thus impacting loggerhead prey abundance and/or distribution.

Marine pollution, including direct contamination and structural habitat degradation, can affect loggerhead neritic and oceanic habitat. As the Mediterranean is an enclosed sea, organic and inorganic wastes, toxic effluents, and other pollutants rapidly affect the ecosystem (Camiñas 2004). The Mediterranean has been declared a “special area” by the MARPOL Convention, in which deliberate petroleum discharges from vessels are banned, but numerous repeated offenses are still thought to occur (Pavlakis *et al.* 1996). Some estimates of the amount of oil released into the region are as high as 1,200,000 metric tons (Alpers 1993). Direct oil spill events also occur; in 2006, Israeli planes struck a Lebanese power plant, dumping 15,000 tons of oil into the eastern Mediterranean.

Destruction and modification of loggerhead habitat also may occur as a result of other activities. For example, underwater explosives have been identified as a key threat to loggerhead habitat in interesting areas in the Mediterranean (Margaritoulis *et al.* 2003). Further, the Mediterranean is a site of intense tourist activity, and corresponding boat anchoring also may impact loggerhead habitat in the neritic environment.

Large juvenile loggerheads from the Mediterranean Sea DPS can inhabit Northeast Atlantic waters (Argano *et al.* 1992). As such, these animals also would be exposed to the neritic and oceanic habitat threats impacting loggerheads in the Northeast Atlantic, as described in Section 5.2.7.1. That is, Mediterranean loggerheads in the Northeast Atlantic would be subject to marine pollution and the destruction of bottom habitat from intensive trawling, in particular off the European coast and the area off northwest Africa.

5.2.8.2. Overutilization for Commercial, Recreational, Scientific, or Educational Purposes

Mediterranean turtle stocks were subject to severe exploitation until the mid-1960s (Margaritoulis *et al.* 2003). Deliberate hunting of loggerheads for their meat, shells, and eggs is reduced from previous exploitation levels, but still exists. For example, Nada and Casale (2008) found that egg collection (for individual consumption) still occurs in Egypt. In some areas of the Mediterranean, like on the Greek Island of Zakynthos, nesting beaches are protected (Panagopoulou *et al.* 2008), so egg harvest by humans in those areas is likely negligible.

Exploitation of juveniles and adults still occurs in some Mediterranean areas. In Tunisia, clandestine trade for local consumption is still recorded, despite prohibition of the sale of turtles in fish markets in 1989 (Laurent *et al.* 1996). In Egypt, turtles are sold in fish markets despite prohibitive laws; of 71 turtles observed at fish markets in 1995 and 1996, 68% were loggerheads (Laurent *et al.* 1996). Nada (2001) reported 135 turtles (of which 85% were loggerheads) slaughtered at the fish market of Alexandria in six months (December 1998-May 1999). Based on observed sea turtle slaughters in 1995 and 1996, Laurent *et al.* (1996) estimated that several thousand sea turtles were probably killed each year in Egypt. More recently, a study found that the open selling of sea turtles in Egypt generally has been curtailed due to enforcement efforts, but a notable black market still exists (Nada and Casale 2008). Given the high numbers of turtles caught in this area, several hundred turtles are currently estimated to be slaughtered each year in Egypt (Nada and Casale 2008). This estimate likely includes both juvenile and adult loggerheads, as Egyptian fish markets have been documented selling different sized sea turtles.

While the mean sea turtle size was 65.7 cm CCL (range 38-86.3 cm CCL; n=48), 37.5% of observed loggerhead samples were greater than 70 cm CCL (Laurent *et al.* 1996).

As noted previously, juvenile loggerheads from the Mediterranean can enter Northeast Atlantic waters. As such, these animals would be subject to the pressures from overutilization described in Section 5.2.7.2. For example, nesting females and eggs are still harvested in Cape Verde (Cabrera *et al.* 2000, López-Jurado *et al.* 2003) and Africa (Formia *et al.* 2003), and loggerhead carapaces are sold in markets in Morocco (Tiwari *et al.* 2001). However, most of the information on loggerhead overutilization in the Northeast Atlantic is on nesting females and eggs, two life stages of Mediterranean Sea DPS loggerheads that do not inhabit the Northeast Atlantic Ocean DPS. Information on juvenile loggerhead exploitation in this area is lacking, but the potential for loggerheads from the Mediterranean Sea DPS to succumb to exploitation in the Northeast Atlantic Ocean DPS may exist.

5.2.8.3. Disease or Predation

The potential effects of diseases and endoparasites, as described in Section 5.1.3., also exist for loggerheads found in the Mediterranean. Endoparasites in loggerheads have been studied in the western Mediterranean. While the composition of the gastrointestinal community of sea turtles is expected to include digeneans, nematodes, and aspidogastreae, loggerheads in the Mediterranean were found to harbor only four digenean species typical of marine turtles (Aznar *et al.* 1998). There have been no records of fibropapillomatosis in the Mediterranean. While there is the potential for disease in this area, information on the prevalence of such disease is lacking.

In the Mediterranean Sea, loggerhead hatchlings and eggs are subject to depredation by wild canids (i.e., foxes, jackals), feral/domestic dogs, and ghost crabs (Margaritoulis *et al.* 2003). Predators have caused the loss of 48.4% of loggerhead clutches at Kyparissia Bay, Greece (Margaritoulis 1988), 70-80% at Dalyan Beach, Turkey (Erk'akan 1993), 36% (includes green turtle clutches) in Cyprus (Broderick and Godley 1996), and 44.8% in Libya (Laurent *et al.* 1995). A survey of the Syrian coast in 1999 found 100% nest predation, mostly due to stray dogs and humans (Venizelos *et al.* 2005). Loggerhead eggs are also depredated by insect larvae in Cyprus (McGowan *et al.* 2001), Turkey (Özdemir *et al.* 2004), and Greece (Lazou and Rees 2006). Ghost crabs have been reported preying on loggerhead hatchlings in northern Cyprus and Egypt, suggesting 66% of emerging hatchlings succumb to this mortality source (Simms *et al.* 2002). Predation also has been influenced by anthropogenic sources. On Zakynthos, Greece, a landfill site next to loggerhead nesting beaches has resulted in an artificially high level of seagulls, which results in increased predation pressure on hatchlings (Panagopoulou *et al.* 2008). Planting of non-native plants also can have a detrimental effect on nests in the form of roots invading eggs (e.g., tamarisk tree roots invading eggs in Zakynthos, Greece; Margaritoulis *et al.* 2007).

Predation on adult and juvenile loggerheads has also been documented in the Mediterranean. Predation of nesting loggerheads by golden jackals (*Canis aureus*) has been recorded in Turkey (Peters *et al.* 1994). During a 1995 survey of loggerhead nesting in Libya, two nesting females were found killed by carnivores, probably jackals (Laurent *et al.* 1997). Off the sea turtle nesting

beach of Zakynthos, Greece, adult loggerheads were found being predated upon by Mediterranean monk seals. Of the eight predated turtles observed or reported, 62.5% were adult males (Margaritoulis *et al.* 1996). Stomach contents were examined from 24 Mediterranean white sharks (*Carcharodon carcharias*), and 17% contained remains of marine turtles, including two loggerheads, one green, and one unidentifiable turtle (Fergusson *et al.* 2000). One of the loggerhead turtles ingested was a juvenile with a carapace length of approximately 60 cm (length not reported as either SCL or CCL). Fergusson *et al.* (2000) report that white shark interactions with sea turtles are likely rare east of the Ionian Sea, and while the impact of shark predation on turtle populations is unknown, it is probably small compared to other sources of mortality.

Mediterranean loggerheads inhabiting Northeast Atlantic waters would also be exposed to diseases or predation impacting turtles in this area. As noted in Section 5.2.7.3., diseases documented in the Northeast Atlantic include pneumonia, hepatitis, meningitis, septicemic processes, neoplasia, nephritis, esophagitis, nematode infestation, and eye lesions (Orós *et al.* 2005).

The Mediterranean is a low-productivity body of water, with high water clarity as a result. However, harmful algal blooms do occur in this area (e.g., off Algeria in 2002), and the problem is particularly acute in enclosed ocean basins such as the Mediterranean. In the northern Adriatic Sea, fish kills have occurred as a result of noxious phytoplankton blooms and anoxic conditions (Mediterranean Sea LME). While fish may be more susceptible to these harmful algal blooms, loggerheads in the Mediterranean also may be impacted by such noxious or toxic phytoplankton to some extent. Additionally, Mediterranean loggerheads in the Northeast Atlantic also may be impacted by harmful algal blooms, which have been reported infrequently in the Canary Islands (Ramos *et al.* 2005, Akin-Oriola *et al.* 2006, Amorim and Dale 2006, Moita *et al.* 2006).

5.2.8.4. Inadequacy of Existing Regulatory Mechanisms

Unless identified to a specific geographical area, the regulatory mechanisms described in Section 5.1.4. also apply to sea turtles found in the Mediterranean Sea. There are two additional instruments and one regulation that apply to loggerheads found in this area.

Protocol Concerning Specially Protected Areas and Biological Diversity in the Mediterranean
This Protocol is under the auspices of the Barcelona Convention of 1976 for the Protection of the Mediterranean Sea against Pollution (amended in 1995). The Protocol has been in force since 1999 and includes general provisions to protect sea turtles and their habitats within the Mediterranean Sea. The Protocol requires Parties to protect, preserve, and manage threatened or endangered species, establish protected areas, and coordinate bilateral or multilateral conservation efforts (Hykle 2002). In the framework of the Barcelona Convention, to which all Mediterranean countries (except the former Yugoslavia) are parties, the Action Plan for the Conservation of Mediterranean Marine Turtles has been in effect since 1989. The main objectives of the Action Plan are to enhance the population of marine turtles, protect their critical habitats (including nesting, feeding, wintering, and migrating areas), and improve scientific knowledge by research and monitoring. In particular, the Action Plan has focused on promulgating education and training (especially among fishermen), establishing and improving rescue centers, promoting legislation guidelines, and improving research and monitoring of sea

turtles (Demetropoulos 2007). Unfortunately, little research on or implementation of fishing gear bycatch techniques to reduce sea turtle incidental captures has occurred. Additional information is available at <http://www.rac-spa.org>.

Convention on the Conservation of European Wildlife and Natural Habitats

Also known as the Bern Convention, the goals of this instrument are to conserve wild flora and fauna and their natural habitats, especially those species and habitats whose conservation requires the cooperation of several States, and to promote such cooperation. The Convention was enacted in 1982 and currently includes 48 European and African States and the European Union. Sea turtles are included on the “strictly protected” list. According to Hykle (2002), while the Convention's “innovative approach to holding States to account for their implementation of the Convention is laudable, and has certainly drawn attention to issues of species and habitat protection, its efficacy in relation to particular marine turtle cases that have been deliberated for many years is debatable.” Additional information is available at <http://conventions.coe.int/Treaty/EN/Treaties/Html/104.htm>.

Council Regulation (EC) No. 1239/98 of 8 June 1998 Amending Regulation (EC) No. 894/97 Laying Down Certain Technical Measures for the Conservation of Fishery Measures (Council of the European Union)

This measure banned the use of driftnets by 1 January 2002 for European fleets.

In addition to these international mechanisms, most Mediterranean countries have developed legislation to protect sea turtles and/or nesting habitats (Margaritoulis 2007). For example, in 1999, a National Marine Park was established on Zakynthos in western Greece, with the primary aim to provide protection to loggerhead nesting areas (Dimopoulos 2001). However, while improved over the last several years, it appears that management and protection at this Park is lacking (Robinson *et al.* 2007, Panagopoulou *et al.* 2008). In Turkey, five nesting beaches were designated Specially Protected Area status, and in Cyprus, two nesting beaches have been afforded protection through the Fisheries Regulation, with a maritime zone extending to the 20 meter isobath (Margaritoulis 2007). In Italy, a reserve to protect nesting on Lampedusa was established in 1984 (Margaritoulis *et al.* 2003). The overall effectiveness of this country specific legislation is unknown at this time.

As noted, juvenile loggerheads from the Mediterranean Sea DPS can inhabit Northeast Atlantic waters. When in that area, loggerheads would also be afforded protection from the regional specific regulatory instruments described in Section 5.2.7.4.

5.2.8.5. Other Natural or Manmade Factors Affecting Its Continued Existence

As noted in Section 5.1.5., other anthropogenic and natural factors affecting loggerhead survival include incidental bycatch in fisheries, vessel collisions, marine pollution, climate change, and cyclonic storm events. Gerosa and Casale (1999) estimated that incidental fishery bycatch, marine pollution, debris ingestion, and boat collisions affect more than 35,000 turtles annually in the Mediterranean. This is likely now an underestimate, as fishing practices alone are estimated to catch more turtles than that previously published estimate (Camiñas 2004, Lewison *et al.* 2004, Casale 2008).

The only estimation of loggerhead survival probabilities in the Mediterranean was calculated by using capture-mark-recapture techniques from 1981-2003 (Casale *et al.* 2007). Of the 3,254 loggerheads tagged, 134 were recaptured at different sites throughout the Mediterranean. Most recaptured animals were juveniles (mean 54.4 cm CCL; range 25-88 cm CCL), but the study did not delineate between juvenile life stages. This research estimated a loggerhead annual survival probability of 0.73 (95% confidence intervals; 0.67-0.78), recognizing that there are methodological limitations of the technique used. Nonetheless, Casale *et al.* (2007) stated that assuming a natural survivorship no higher than 0.95 and a tag loss rate of 0.1, a range of 0.1-0.2 appears reasonable for the additional human induced mortality (from all sources).

Incidental Bycatch in Fishing Gear

Incidental capture of sea turtles in artisanal and commercial fisheries is a significant threat to the survivability of loggerheads in the Mediterranean. Sea turtles may be caught in pelagic and demersal longlines, drift and set gillnets and trammel nets, bottom and mid-water trawls, seines, dredges, traps/pots, and hook and line gear. Camiñas (2004) reported that the main fisheries affecting sea turtles in the Mediterranean Sea are Spanish and Italian longline, North Adriatic Italian, Tunisian, and Turkish trawl, and Moroccan and Italian driftnet. While the same gear in other countries impacts loggerheads, the catch numbers are lower. Mediterranean fish landings have increased steadily since the 1950s, but the FAO 10-year capture trend from 1990-1999 shows stable landings (Mediterranean LME, <http://www.lme.noaa.gov>).

Longline fisheries

In the Mediterranean, pelagic longline fisheries targeting swordfish (*Xiphias gladius*) and albacore (*Thunnus alalunga*) may be the primary source of loggerhead bycatch. It appears that most of the incidental captures occur in the western and central portions of the area (Demetropoulos and Hadjichristophorou 1995). The most severe bycatch in the Mediterranean occurs around the Balearic Islands where 1,950-35,000 juveniles are caught annually in the surface longline fishery (Mayol and Castelló Mas 1983; Camiñas 1988, 1997; Aguilar *et al.* 1995). Specifically, the following regions have reported annual estimates of total turtle bycatch from pelagic longlines: Spain – 17,000 to 35,000 turtles (Aguilar *et al.* 1995, Camiñas *et al.* 2003); Italy (Ionian Sea) – 1,084 to 4,447 turtles (Deflorio *et al.* 2005); Morocco – 3,000 turtles (Laurent 1990); Greece – 280 to 3,310 turtles (Panou *et al.* 1999, Kapantagakis and Lioudakis 2006); Italy (Lampedusa) – 2,100 turtles (Casale *et al.* 2007); Malta – 1,500 to 2,500 turtles (Gramentz 1989); South Tunisia (Gulf of Gabès) – 486 turtles (Jribi *et al.* 2008); and Algeria – 300 turtles (Laurent 1990).

For the entire Mediterranean pelagic longline fishery, an extrapolation resulted in a bycatch estimate of 60,000 to 80,000 loggerheads in 2000 (Lewison *et al.* 2004). Further, a more recent paper used the best available information to estimate that Spain, Morocco, and Italy have the highest level of sea turtle bycatch, with over 10,000 turtle captures per year for each country, and Greece, Malta, Libya, and Tunisia each catch 1,000 to 3,000 turtles per year (Casale 2008). Available data suggest the annual number of loggerhead sea turtle captures by all Mediterranean pelagic longline fisheries may be greater than 50,000 (Casale 2008). Note that these are not necessarily individual turtles, as the same sea turtle can be captured more than once.

Mortality estimates in the pelagic longline fishery at gear retrieval appear to be lower than in some other types of gear (e.g., gillnet). Although limited to observations of direct mortality at gear retrieval, Carreras *et al.* (2004) found mortality to be low (0-7.7%) in the longline fishery off the Balearic Islands, and Jribi *et al.* (2008) reported 0% direct mortality in the southern Tunisia surface longline fishery. These estimates are consistent with those found in other areas; direct mortality was estimated at 4.3% in Greece (n=23), 0% in Italy (n=214), and 2.6% in Spain (n=676) (Laurent *et al.* 2001). However, considering injured turtles and those released with hooks, the potential for mortality is likely much higher. Based upon observations of hooked loggerhead turtles in captivity, Aguilar *et al.* (1995) estimated 20-30% of animals caught in longline gear may eventually die. More recently, Casale *et al.* (2007) found, given variations in hook position affecting survivability, the mortality rate of turtles caught by pelagic longlines may be higher than 30%, which is greater than previously thought (17-42%; Lewison *et al.* 2004). Considering direct and post-release mortality, Casale (2008) used a conservative approach to arrive at 40% for the average mortality from Mediterranean pelagic longlines. The result is an estimated 20,000 turtles killed per year by pelagic longlines (Casale 2008).

These incidental capture levels may impact the Mediterranean Sea DPS. Of loggerheads caught in the summer pelagic longline fishery from the western and eastern Mediterranean, more than half originated from the Mediterranean nesting stock (as opposed to all animals in the western Mediterranean originating from the Atlantic as previously believed; Laurent *et al.* 1998). In general, most of the turtles captured in the Mediterranean surface longline fisheries are juvenile animals (Aguilar *et al.* 1995, Panou *et al.* 1999, Camiñas *et al.* 2003, Casale *et al.* 2007, Jribi *et al.* 2008), but some adult loggerhead bycatch is also reported. Considering data from many Mediterranean areas and research studies, the average size of turtles caught by pelagic longlines was 48.9 cm CCL (range 20.5-79.2 cm CCL; n=1868) (Casale 2008). Specifically, in the Spanish surface longline fishery, 13% of estimated carapace sizes (n=455) ranged from 75.36 to 107 cm CCL, considered to be adult animals (Camiñas *et al.* 2003), and in the Ionian Sea, 15% of a total 157 loggerhead turtles captured in swordfish longlines were adult animals (estimated size ≥ 75 cm) (Panou *et al.* 1999).

Bottom longlines are also fished in the Mediterranean, but specific capture rates for loggerheads are largely unknown for many areas. The countries with the highest number of captures (in the thousands per year) are Tunisia, Libya, Greece, Turkey, Egypt, Morocco, and Italy (Casale 2008). Available data suggest the annual number of loggerhead sea turtle captures (not necessarily individual turtles) by all Mediterranean demersal longliners may be greater than 35,000 (Casale 2008).

Similar to pelagic longlines, mortality from bottom longlines occurs if the hooked animal cannot reach the surface to breathe or if the ingested hooks and branch lines result in injuries and post-release mortality. For example, in the Gulf of Gabès off Tunisia, the estimated total capture from bottom longlines was 733 loggerheads, with a direct and potential mortality (assuming all comatose turtles would die) of 12.5 to 33%, respectively (Jribi *et al.* 2008). Given available information and using a conservative approach, mortality from bottom longlines may be at least equal to pelagic longline mortality (40%; Casale 2008). The result is an estimated 14,000 turtles killed per year in Mediterranean bottom longlines (Casale 2008). It is likely that these animals represent mostly juvenile, but some adult, loggerheads. Casale (2008) reported an average turtle

size of 51.8 cm CCL (n=35) in bottom longlines based on available data throughout the Mediterranean.

Gillnet fisheries

As in other areas, sea turtles have the potential to interact with gillnets (as well as trammel nets, a variation of gillnet) in the Mediterranean. Casale (2008) reported that the countries with the highest number of loggerhead captures (in the thousands per year) are Tunisia, Libya, Greece, Turkey, Cyprus, and Croatia. Italy, Morocco, Egypt, and France likely have high capture rates as well. Available information suggests the annual number of loggerhead captures by Mediterranean gillnets (trammel nets included) may be greater than 30,000 (Casale 2008).

Due to the nature of the gear and fishing practices (e.g., relatively long soak times), incidental capture in gillnets is among the highest source of direct sea turtle mortality. An evaluation of turtles tagged then recaptured in gillnets along the Italian coast found 14 of 19 loggerheads (73.7%) to be dead (Argano *et al.* 1992). Gillnets off France were observed to capture six loggerheads with a 50% mortality rate (Laurent 1991). Six loggerheads were recovered in gillnets off Croatia between 1993 and 1996; 83% were found dead (Lazar *et al.* 2000). Off the Balearic Islands, 196 sea turtles were estimated to be captured in lobster trammel nets in 2001, with a CPUE of 0.17 turtles per vessel (Carreras *et al.* 2004). Mortality estimates for this artisanal lobster trammel net fishery ranged from 78 to 100%. Given this mortality rate and the number of turtles reported in lobster trammel nets, Carreras *et al.* (2004) estimate that a few thousand loggerhead turtles are killed annually by lobster trammel nets in the whole western Mediterranean. Considering data throughout the entire Mediterranean, as well as a conservative approach, Casale (2008) considered mortality by gillnets to be 60%, with a resulting estimate of 16,000 turtles killed per year. Most of these animals are likely juveniles; Casale (2008) evaluated available gillnet catch data throughout the Mediterranean and found an average size of 45.4 cm CCL (n=74).

Historically, driftnet fishing in the Mediterranean caught large numbers of sea turtles. An estimated 16,000 turtles were captured annually in the Ionian Sea driftnet fishery in the 1980s (De Metrio and Megalofonou 1988). The United Nations established a worldwide moratorium on driftnet fishing effective in 1992, but unregulated driftnetting continued to occur in the Mediterranean. For instance, a bycatch estimate of 236 loggerhead turtles was developed for the Spanish swordfish driftnet fishery in 1994 (Silvani *et al.* 1999). While the Spanish fleet curtailed activity in 1994, the Moroccan, Turkish, French, and Italian driftnet fleets continued to operate. Tudela *et al.* (2005) presented bycatch rates for driftnet fisheries in the Alboran Sea and off Italy. The Moroccan Alboran Sea driftnet fleet bycatch rate ranged from 0.21 to 0.78 loggerheads per haul, whereas the Italian driftnet fleet had a lower bycatch rate of 0.046 to 0.057 loggerheads per haul (Di Natale 1995, Camiñas 1997, Silvani *et al.* 1999). The use of driftnets in the Mediterranean continues to be illegal: the General Fisheries Commission for the Mediterranean prohibited driftnet fishing in 1997; a total ban on driftnet fishing by the European Union fleet in the Mediterranean went into effect in 2002; and the International Commission for the Conservation of Atlantic Tunas (ICCAT) banned driftnets in 2003. It is uncertain how many driftnets are currently being used in the Mediterranean, but some fishing, and threat to loggerhead turtles, may continue to occur (likely by the Moroccan driftnet fleet operating in the Alboran Sea and Straits of Gibraltar).

Trawl fisheries

Sea turtles are known to be incidentally captured in trawls in Albania, Algeria, Corsica, Croatia, Egypt, France, Greece, Italy, Libya, Morocco, Slovenia, Spain, Tunisia, Turkey, and the former Yugoslavia (Gerosa and Casale 1999, Camiñas 2004, Casale 2008). Laurent *et al.* (1996) estimated that approximately 10,000 to 15,000 sea turtles (most of which are loggerheads) are captured by bottom trawling in the entire Mediterranean. More recently, Casale (2008) compiled available trawl bycatch data throughout the Mediterranean and reported that Italy and Tunisia have the highest level of sea turtle bycatch, potentially over 20,000 captures per year combined, and Croatia, Greece, Turkey, Egypt, and Libya each catch more than 2,000 turtles per year. Further, Spain and Albania may each capture a few hundred sea turtles per year (Casale 2008). Available data suggest the annual number of sea turtle captures by all Mediterranean trawlers may be greater than 40,000 (Casale 2008). Note that these are capture events and not necessarily individual turtles.

Information from specific study areas of the Mediterranean provides additional insight into individual bycatch rates and details of the captures. Casale *et al.* (2004) estimated that 4,273 loggerheads per year are caught by the Italian bottom trawl fishery in the western part of the northern Adriatic Sea, but as catch rates in the eastern part of the Adriatic Sea are higher than in the western, it is likely that actual total catch in the entire North Adriatic Sea is much higher. In southern Italy, off Lampedusa, Casale *et al.* (2007) estimated an annual total catch of 1,016 for the vessels in the study port. However, the catch estimate increased to approximately 4,000 to 11,000 turtles if trawlers from other ports fishing in the study area were considered. In the Gulf of Gabès, Tunisia, 5,458 loggerhead turtles per year were estimated to be captured by the trawl fishery (Jribi *et al.* 2007), while in Croatia, an annual incidental catch of 2,500 turtles was previously estimated based on fishermen interviews (Lazar and Tvrtkovic 1995). In Greece, total catch (presented as 95% confidence intervals) in 2000 was estimated at 0 to 418 turtles in the northern Aegean Sea and at 0 to 448 turtles in the Ionian Sea (Laurent *et al.* 2001).

Although juveniles are incidentally captured in trawl gear in many areas of the Mediterranean (Casale *et al.* 2004, 2007; Jribi *et al.* 2007), adult turtles are also found. In Egypt, 25% of loggerheads captured in bottom trawl gear (n=16) were ≥ 70 cm CCL, and in Tunisia, 26.2% (n=62) were of this larger size class (Laurent *et al.* 1996). Off Lampedusa Island, Italy, the average size of turtles caught by bottom trawlers was 51.8 cm CCL (range 22-87 cm CCL; n=368), and approximately 10% of the animals measured greater than 75 cm CCL (Casale *et al.* 2007). For all areas of the Mediterranean, Casale (2008) reported that medium to large turtles are generally caught by bottom trawl gear (mean 53.9 cm CCL; range 22-87 cm CCL; n=648).

While there is a notable interaction rate in the Mediterranean, it appears that the mortality associated with trawling is relatively low. Incidents of mortality have ranged from 3.3% (n=60) in Tunisia (Jribi *et al.* 2007) and 3.3% (n=92) in France (Laurent 1991) to 9.4% (n=32) in Italy (Casale *et al.* 2004). Casale *et al.* (2004) found that mortality would be higher if all comatose turtles were assumed to die. It also should be noted that the mortality rate in trawls depends on the duration of the haul, with longer haul durations resulting in higher mortality rates (Henwood and Stuntz 1987, Sasso and Epperly 2006). Jribi *et al.* (2007) stated that the low recorded mortality in the Gulf of Gabès is likely due to the short haul durations in this area. Based on available information from multiple areas of the Mediterranean, and assuming that comatose

animals die if released in that condition, the overall average mortality rate for bottom trawlers was estimated to be 20% (Casale 2008). This results in at least 7,400 turtles killed per year by bottom trawlers in all of the Mediterranean, but the number is likely more than 10,000 (Casale 2008).

In bottom trawl fisheries sampled from Tunisia, Egypt, and Turkey, all loggerheads captured were from the Mediterranean nesting stock (as opposed to Atlantic nesting animals; Laurent *et al.* 1998). This demonstrates the impact bottom trawl fisheries are likely having on the Mediterranean Sea DPS.

Mid-water trawling may have less total impact on sea turtles found in the Mediterranean than some other gear types, but interactions still occur. Casale *et al.* (2004) found that while no turtles were caught on observed mid-water trawl trips in the North Adriatic Sea, vessel captains reported 13 sea turtles captured from April to September. Considering total fishing effort, these reports resulted in a minimum total catch estimate of 161 turtles/year in the Italian mid-water trawl fishery. Off Turkey, 71 loggerheads were captured in mid-water trawls from 1995-1996, while 43 loggerheads were incidentally taken in bottom trawls (Oruç 2001). In this same study, of a total 320 turtles captured in mid-water trawls (loggerheads and greens combined), 95% were captured alive and apparently healthy. While the total catch numbers throughout the Mediterranean have not been estimated, mid-water trawl fisheries do present a threat to loggerhead sea turtles.

Other gear types

Seine, dredge, trap/pot, and hook and line fisheries operate in Mediterranean waters and may affect loggerhead turtles, although incidental captures in these gear types are largely unknown (Camiñas 2004). Artisanal fisheries using a variety of gear types also have the potential for sea turtle takes, but the effects of most artisanal gear types on sea turtles have not been estimated. A survey of 54 small boat (4-10 meter length) artisanal fishermen in Cyprus and Turkey resulted in an estimated minimum bycatch of over 2,000 turtles per year, with an estimated 10% mortality rate (Godley *et al.* 1998a). These small boats fished with a combination of longlines and trammel/gillnets. However, note that it is likely that a proportion (perhaps a large proportion) of the turtle bycatch estimated in this study are green turtles.

Juvenile loggerheads from the Mediterranean Sea DPS can inhabit Northeast Atlantic waters. As such, these animals also would be exposed to the fishery threats impacting loggerheads in the Northeast Atlantic, as described in Section 5.2.7.5. That is, sea turtles may be captured in pelagic and demersal longlines, drift and set gillnets, bottom and mid-water trawling, weirs, haul and purse seines, pots and traps, cast nets, and hook and line gear operating in the Northeast Atlantic. For example, loggerheads are captured in surface longline fisheries of the Northeast Atlantic (Ferreira *et al.* 2001, Bolten 2003). Bottom longlines in Madeira Island targeting black-scabbard have been found to capture and kill loggerhead turtles (Dellinger and Encarnação 2000). In United Kingdom and Irish waters, loggerhead bycatch has been noted in pelagic driftnet fisheries (Pierpoint 2000, Rogan and Mackey 2007), and turtles have been captured off France in pelagic trawls, demersal trawls, and gillnets (Duguy *et al.* 2004, 2005). International fleets of trawl fisheries operate in Mauritania and have been documented to capture sea turtles, including loggerheads (Zeeberg *et al.* 2006). Despite being illegal, trawling occurs in the Cape Verde Islands and has the potential to capture and kill loggerhead turtles (López-Jurado *et al.*

2003). In Morocco, longline, seine, and hook and line gear also have captured loggerheads incidentally (Benhardouze 2004).

Other Manmade and Natural Impacts

Other anthropogenic threats, such as interactions with recreational and commercial vessels, marine pollution, and intentional killing, also impact loggerheads found in the Mediterranean. Propeller and collision injuries from boats and ships are becoming more common in sea turtles, although it is unclear as to whether the events are increasing or just the reporting of the injuries. Speedboat impacts are of particular concern in areas of intense tourist activity, such as Greece and Turkey. Losses of nesting females from vessel collisions have been documented in Zakynthos and Crete in Greece (Camiñas 2004). In the Gulf of Naples, 28.1% of loggerheads recovered from 1993-1996 had injuries attributed to boat strikes (Bentivegna and Paglialonga 1998). Along the Greece coastline from 1997-1999, boat strikes were reported as a seasonal phenomenon in stranded turtles (Kopsida *et al.* 2002), but numbers were not presented.

Direct or indirect disposal of anthropogenic debris introduces potentially lethal materials into loggerhead foraging habitats. Unattended or discarded nets, floating plastics and bags, and tar balls are of particular concern (Camiñas 2004, Margaritoulis 2007). Monofilament netting appears to be the most dangerous waste produced by the fishing industry (Camiñas 2004). In the Mediterranean, 20 out of 99 loggerhead turtles examined from Maltese fisheries were found contaminated with plastic or metal litter and hydrocarbons, with crude oil being the most common pollutant (Gramentz 1988). Of 54 juvenile loggerhead turtles incidentally caught by fisheries in Spanish Mediterranean waters, 79.6% had debris in their digestive tracts (Tomás *et al.* 2002). In this study, plastics were the most frequent type of marine debris observed (75.9%), followed by tar (25.9%). However, an examination of stranded sea turtles in Northern Cyprus and Turkey found that only 3 of 98 animals were affected by marine debris (Godley *et al.* 1998b).

Pollutant waste in the marine environment also may impact loggerheads, likely more than other sea turtle species. Omnivorous loggerheads stranded in Cyprus, Greece, and Scotland had the highest organochlorine contaminant concentrations, as compared to green and leatherback turtles (Mckenzie *et al.* 1999). In northern Cyprus, Godley *et al.* (1999) found heavy metal concentrations (mercury, cadmium, and lead) to be higher in loggerheads than green turtles. Even so, concentrations of contaminants from sea turtles in Mediterranean waters were found to be comparable to other areas, generally with levels lower than concentrations shown to cause deleterious effects in other species (Godley *et al.* 1999, Mckenzie *et al.* 1999). However, lead concentrations in some Mediterranean loggerhead hatchlings were at levels known to cause toxic effects in other vertebrate groups (Godley *et al.* 1999).

As in other areas of the world, intentional killing or injuring of sea turtles has been reported to occur in the Mediterranean. Of 524 strandings in Greece, it appeared that 23% had been intentionally killed or injured (Kopsida *et al.* 2002). While some turtles incidentally captured are used for consumption (as noted in Section 5.2.8.2 above), it has been reported that some fishermen kill the sea turtles they catch for a variety of other reasons, including non-commercial use, hostility, prejudice, recovery of hooks, and ignorance (Laurent *et al.* 1996, Godley *et al.* 1998a, Gerosa and Casale 1999, Casale 2008).

Natural environmental events also may affect loggerheads in the Mediterranean. Cyclonic storms that closely resemble tropical cyclones in satellite images occasionally form over the Mediterranean Sea (Emanuel 2005). While hurricanes typically do not occur in the Mediterranean, researchers have suggested that climate change could trigger hurricane development in this area in the future (Gaertner *et al.* 2007). Any significant storm event that may develop could disrupt loggerhead nesting activity, albeit on a temporary scale.

Similar to other areas of the world (see Section 5.1.5.), climate change and sea level rise have the potential to impact loggerheads in the Mediterranean. Over the long term, Mediterranean turtle populations could be threatened by the alteration of thermal sand characteristics (from global warming), resulting in the reduction or cessation of female hatchling production (Camiñas 2004). Further, a significant rise in sea level would restrict loggerhead nesting habitat in the eastern Mediterranean.

Loggerheads from the Mediterranean Sea DPS inhabiting Northeast Atlantic waters also would be exposed to the same anthropogenic and natural threats impacting loggerheads in the Northeast Atlantic, as described in Section 5.2.7.5. In particular, these animals may be exposed to propeller and boat strike injuries, ingestion or entanglement in marine debris, and marine contaminants. Loggerhead strandings in the Canary Islands have shown evidence of hydrocarbon exposure as well as ingestion of marine debris such as plastic and monofilament (Orós *et al.* 2005, Calabuig Miranda and Liria Loza 2007).

5.2.9. South Atlantic Ocean DPS

5.2.9.1. Present or Threatened Destruction, Modification, or Curtailment of Its Habitat or Range

Terrestrial Zone

As described in Section 5.1.1., destruction and modification of loggerhead nesting habitat in the South Atlantic result from coastal development and construction, placement of erosion control structures and other barriers to nesting, beachfront lighting, vehicular and pedestrian traffic, sand extraction, beach erosion, beach sand placement, beach pollution, removal of native vegetation, and planting of non-native vegetation.

The primary nesting areas for loggerheads in the South Atlantic are in the states of Sergipe, Bahia, Espírito Santo, and Rio de Janeiro in Brazil. These primary nesting areas are monitored by Projeto TAMAR, the national sea turtle conservation program in Brazil. Since 1980, Projeto TAMAR has worked to establish legal protection for nesting beaches (Marcovaldi and Marcovaldi 1999). As such, human activities, including sand extraction, beach nourishment, seawall construction, beach driving, and artificial lighting, that can negatively impact sea turtle nesting habitat, as well as directly impact nesting turtles and their eggs and hatchlings during the reproductive season, are restricted by various state and federal laws (Marcovaldi and Marcovaldi 1999; Marcovaldi *et al.* 2002, 2005). Nevertheless, tourism development in coastal areas in Brazil is high, and Projeto TAMAR works toward raising awareness of turtles and their

conservation needs through educational and informational activities at their Visitor Centers that are dispersed throughout the nesting areas (Marcovaldi *et al.* 2005).

In terms of non-native vegetation, the majority of nesting beaches in northern Bahia, where loggerhead nesting density is highest in Brazil (Marcovaldi and Chaloupka 2007), have coconut plantations dating back to the 17th century backing them (Naro-Maciel *et al.* 1999). It is impossible to assess whether this structured habitat has resulted in long-term changes to the loggerhead nesting rookery in northern Bahia.

Neritic/Oceanic Zone

As presented previously, the impacts to bottom habitat in the loggerhead neritic and oceanic zones include fishing practices, channel dredging, sand extraction, and marine pollution. These threats also occur in the South Atlantic Ocean (e.g., Ibe 1996, Silva *et al.* 1997).

5.2.9.2. Overutilization for Commercial, Recreational, Scientific, or Educational Purposes

Deliberate hunting of loggerheads for their meat, shells, and eggs is reduced from previous exploitation levels, but still exists. Limited numbers of eggs are taken for human consumption in Brazil, but the relative amount is considered minor when compared to historical rates of egg collection (Marcovaldi and Marcovaldi 1999, Almeida and Mendes 2007). Use of sea turtles including loggerheads for medicinal purposes occasionally occurs in northeastern Brazil (Alves and Rosa 2006). Use of bycaught loggerheads for subsistence and medicinal purposes is likely to occur in southern Atlantic Africa, based on information from central West Africa (Fretey 2001, Fretey *et al.* 2007).

5.2.9.3. Disease or Predation

The potential effects of diseases and endoparasites, as described in Section 5.1.3., also exist for loggerheads found in the South Atlantic Ocean. There have been five confirmed cases of fibropapillomatosis in loggerheads in Brazil (Baptistotte 2007). There is no indication that this disease poses a major threat for this species in the eastern South Atlantic (Formia *et al.* 2007).

Eggs and nests in Brazil experience depredation, primarily by foxes (Marcovaldi and Laurent 1996). Nests laid by loggerheads in the southern Atlantic African coastline, if any, likely experience similar predation pressures to those on nests of other species laid in the same area (e.g., jackals depredate green turtle nests in Angola; Weir *et al.* 2007).

Loggerheads in the South Atlantic also may be impacted by harmful algal blooms (Gilbert *et al.* 2005).

5.2.9.4. Inadequacy of Existing Regulatory Mechanisms

Unless identified to a specific geographical area, the regulatory mechanisms described in Section 5.1.4. also apply to sea turtles found in the South Atlantic Ocean. There are four additional instruments that apply to loggerheads found in this area.

Convention on the Conservation of Migratory Species of Wild Animals, Memorandum of Understanding Concerning Conservation Measures for Marine Turtles of the Atlantic Coast of Africa (Abidjan Memorandum)

This MOU was concluded under the auspices of the Convention on the Conservation of Migratory Species of Wild Animals (CMS) and became effective in 1999. The MOU area covers 26 Range States along the Atlantic coast of Africa extending approximately 14,000 km from Morocco to South Africa. The goal of this MOU is to improve the conservation status of marine turtles along the Atlantic Coast of Africa. It aims at safeguarding six marine turtle species – including the loggerhead turtle – that are estimated to have rapidly declined in numbers during recent years due to excessive exploitation (both direct and incidental) and the degradation of essential habitats. This includes the projection of hatchlings through adults with particular attention paid to the impacts of fisheries bycatch and the need to include local communities in the development and implementation of conservation activities. However, despite this agreement, killing of adult turtles and harvesting of eggs remains rampant in many areas along the Atlantic African coast. Additional information is available at http://www.cms.int/species/africa_turtle/AFRICAturtle_bkgd.htm.

The Convention for the Co-operation in the Protection and Development of the Marine and Coastal Environment of the West and Central African Region (Abidjan Convention)

The Abidjan Convention covers the marine environment, coastal zones, and related inland waters from Mauritania to Namibia. The Abidjan Convention countries are Angola, Benin, Cameroon, Cape Verde, Congo, Cote d'Ivoire, Democratic Republic of Congo, Equatorial Guinea, Gabon, Gambia, Ghana, Guinea, Guinea-Bissau, Liberia, Mauritania, Namibia, Nigeria, Sao Tome and Principe, Senegal, Sierra Leone, and Togo. The Abidjan Convention is an agreement for the protection and management of the marine and coastal areas that highlights sources of pollution, including pollution from ships, dumping, land based sources, exploration and exploitation of the sea-bed, and pollution from or through the atmosphere. The Convention also identifies where co-operative environmental management efforts are needed. These areas of concern include coastal erosion, specially protected areas, combating pollution in cases of emergency, and environmental impact assessment. The Action Plan and the Abidjan Convention were adopted by the Governments in 1981; the Convention entered into force in 1984. Western Sahara and Morocco are not signatories of the Abidjan Convention.

South-East Atlantic Fisheries Organization (SEAFO)

SEAFO manages fisheries activities in the Southeast Atlantic high seas area, excluding tunas and billfish. SEAFO adopted Resolution 01/06, “to Reduce Sea Turtle Mortality in Fishing Operations,” in 2006. The Resolution requires Members to: (1) implement the FAO Guidelines; and (2) establish on-board observer programs to collect information on sea turtle interactions in SEAFO-managed fisheries. This Resolution is not legally binding. Additional information is available at <http://www.seafo.org>.

Inter-American Convention for the Protection and Conservation of Sea Turtles (IAC)

This Convention is one of only a handful of international treaties dedicated exclusively to sea turtles, setting standards for the conservation of these endangered animals and their habitats with a large emphasis on bycatch reduction. It is the only binding multi-national agreement for sea turtles and is open to all countries in North, Central, and South America, and the Caribbean. It

currently has 12 Contracting Parties, one of which is located in the South Atlantic: Brazil. Uruguay is currently a signatory and is expected to ratify the convention in the near future. Additional information is available at <http://www.iacseaturtle.org>.

5.2.9.5. Other Natural or Manmade Factors Affecting Its Continued Existence

Incidental Bycatch in Fishing Gear

Incidental capture of sea turtles in artisanal and commercial fisheries is a significant threat to the survivability of loggerheads in the South Atlantic. Sea turtles may be caught in pelagic and demersal longlines, drift and set gillnets, bottom and mid-water trawling, fishing dredges, pound nets and weirs, haul and purse seines, pots and traps, and hook and line gear. In the western South Atlantic, there are various efforts aimed at mitigating bycatch of sea turtles in various fisheries. In Brazil, there is the *National Action Plan to Reduce Incidental Capture of Sea Turtles in Fisheries*, coordinated by Projeto TAMAR (Marcovaldi *et al.* 2006). This action plan focuses on both artisanal and commercial fisheries, and collects data directly from fishers as well as on-board observers. Although loggerheads have been observed as bycatch in all fishing gear and methods identified above, Marcovaldi *et al.* (2006) have identified longlining as the major source of incidental capture of loggerhead turtles, particularly in an area known as the Elevação do Rio Grande, roughly 600 nautical miles from the southern Brazilian coast. A recent report by Bugoni *et al.* (2008) has shown bycatch of juvenile loggerheads in surface longlines targeting dolphinfish within the southern portion of the Brazilian Exclusive Economic Zone, between 20°S and 35°S. In Uruguay, Karumbé is the sea turtle conservation project that studies bycatch of sea turtles in its waters. The primary fisheries with loggerhead bycatch in Uruguayan waters are bottom trawlers and longlines (Domingo *et al.* 2006). In waters off of Argentina, bottom trawlers also catch some loggerheads (Domingo *et al.* 2006).

In the eastern South Atlantic, sea turtle bycatch in fisheries has been documented from Gabon to South Africa (Fretey 2001). Limited data are available on bycatch of loggerheads in coastal fisheries, although loggerheads are known (or strongly suspected) to occur in coastal waters from Gabon to South Africa (Fretey 2001, Bal *et al.* 2007, Weir *et al.* 2007). Coastal fisheries implicated in bycatch of loggerheads and other turtles include gillnets, beach seines, and trawlers (Bal *et al.* 2007).

In the high seas, longlines are used by tuna fishing boats in the eastern South Atlantic, but little to no data are available on turtle bycatch (Domingo *et al.* 2006; ICCAT website at <http://www.iccat.int>).

Other Manmade Impacts

As described in Section 5.1.5., other anthropogenic impacts, such as boat strikes and ingestion or entanglement in marine debris, also apply to loggerheads in the South Atlantic. Bugoni *et al.* (2001) have suggested the ingestion of plastic and oil may contribute to loggerhead mortality on the southern coast of Brazil. Plastic marine debris in the eastern South Atlantic also may pose a problem for loggerheads and other sea turtles (Ryan 1996). Similar to other areas of the world (see Section 5.1.5.), climate change and sea level rise have the potential to impact loggerheads in the South Atlantic.

Oil reserve exploration and extraction activities also may pose a threat for sea turtles in the South Atlantic. Seismic surveys in Brazil and Angola have recorded sea turtle occurrences near the seismic work (Gurjão *et al.* 2005, Weir *et al.* 2007). While no sea turtle takes were directly observed on these surveys, increased equipment and presence in the water that is associated with these activities also increases the likelihood of sea turtle interactions (Weir *et al.* 2007).

Despite legal restrictions, some eggs are still harvested for human consumption (Marcovaldi *et al.* 2005, Almeida and Mendes 2007), although levels are relatively low, especially compared to historical levels of egg harvest (Marcovaldi and Marcovaldi 1999).

Natural Impacts

Natural environmental events may affect loggerheads in the South Atlantic. However, while a rare hurricane hit Brazil in March 2004, typically hurricanes do not occur in the South Atlantic (McTaggart-Cowan *et al.* 2006). This is generally due to higher windspeeds aloft, preventing the storms from gaining height and therefore strength.

SECTION 6—CONCLUSIONS—SYNTHESIS & INTEGRATION

6.1. North Pacific Ocean DPS

We used two approaches to compute extinction risk for the North Pacific DPS: (1) computation of susceptibility to quasi-extinction (SQE), and (2) a stage-based deterministic model to determine population growth rates. Based on nest count data for nearly the past two decades, the North Pacific population of loggerheads is small and the SQE approach suggested that the North Pacific DPS appears to be declining, is “at risk” and thus is likely to decline in the foreseeable future. These results are based on nesting beach census data from 33 nesting beaches in Japan over a 17-year period (in Snover 2008). We note that the SQE approach we used is based on past performance of the DPS (nesting data) and does not fully reflect ongoing and future threats to all life stages within the DPS. The stage-based deterministic modeling approach assumed pristine populations and incorporated upper and lower bounds of survival estimates based on known or suspected threats to different life stages of the North Pacific DPS. This model was used to calculate the effects of this range of survival rates on the population growth rate. This approach provided a range of results: in the case of the lowest anthropogenic mortality rates, the deterministic model suggests that the North Pacific DPS would grow slightly, but in the worst-case scenario, the model indicates that the population would be likely to substantially decline in the foreseeable future. These results are largely driven by the mortality of juvenile and adult loggerheads from fisheries bycatch that occurs throughout the North Pacific Ocean, including the coastal pound net fisheries off Japan, coastal fisheries impacting juvenile foraging populations off Baja California, Mexico, and undescribed fisheries likely affecting loggerheads in the South China Sea and the North Pacific Ocean. Although national and international governmental and non-governmental entities on both sides of the North Pacific are currently working toward reducing loggerhead bycatch, and some positive actions have been implemented, it is unlikely that this source of mortality can be sufficiently reduced in the near future due to the challenges of mitigating illegal, unregulated, and unreported fisheries, the lack of comprehensive information on fishing distribution and effort, limitations on implementing demonstrated effective conservation measures, geopolitical complexities, limitations on enforcement capacity, and availability of comprehensive bycatch reduction technologies. In addition to fisheries bycatch, coastal development and coastal armoring on nesting beaches in Japan continues as a substantial threat. Therefore, the BRT concludes that the North Pacific DPS is currently at risk of extinction and will remain so into the foreseeable future.

6.2. South Pacific Ocean DPS

We used two approaches to compute extinction risk for the South Pacific DPS: (1) computation of susceptibility to quasi-extinction (SQE), and (2) a stage-based deterministic model to determine population growth rates. The SQE approach suggested that, based on nest count data for the past three decades, the population is “at risk” and thus likely to decline in the foreseeable future. These results are based on recently published nesting census data for loggerheads at index beaches in eastern Australia (Limpus 2009). The stage-based deterministic modeling approach assumed pristine populations and incorporated upper and lower bounds of survival estimates based on known or suspected threats to different life stages of the South Pacific DPS. This model was used to calculate the effects of this range of survival rates on the population

growth rate. This approach provided disparate results: in the case of the lowest anthropogenic mortality rates, the deterministic model suggests that the South Pacific DPS will grow slightly, but in the worst-case scenario, the model indicates that the population is likely to substantially decline in the foreseeable future. These results are largely driven by mortality of juvenile and adult loggerheads from fisheries bycatch that occurs throughout the South Pacific Ocean. Although national and international governmental and non-governmental entities on both sides of the South Pacific are currently working toward reducing loggerhead bycatch, and some positive actions have been implemented, it is unlikely that this source of mortality can be sufficiently reduced in the near future due to the challenges of mitigating illegal, unregulated, and unreported fisheries, the continued expansion of artisanal fleets in the southeastern Pacific, the lack of comprehensive information on fishing distribution and effort, limitations on implementing demonstrated effective conservation measures, geopolitical complexities, limitations on enforcement capacity, and availability of comprehensive bycatch reduction technologies. Therefore, the BRT concludes that the South Pacific DPS is currently at risk of extinction and will remain so into the foreseeable future.

6.3. North Indian Ocean DPS

Two approaches to computing extinction risk for the North Indian Ocean DPS were considered: (1) computation of susceptibility to quasi-extinction (SQE), and (2) a stage-based deterministic model to determine population growth rates. The SQE approach is based on nesting data; however, an adequate time series of nesting data for this DPS was not available to the BRT; therefore, we could not use this approach to evaluate extinction risk. The stage-based deterministic modeling approach assumed pristine populations and incorporated upper and lower bounds of survival estimates based on known or suspected threats to different life stages of the North Indian Ocean DPS. The model was used to calculate effects of these survival rates on population growth rate. The model indicated the North Indian Ocean DPS is likely to decline in the foreseeable future. These results are driven by cumulative mortality from a variety of sources across all life stages. Threats to nesting beaches are likely to increase, which would require additional and widespread nesting beach protection efforts. Little is currently being done to monitor and reduce mortality from neritic and oceanic fisheries in the range of the North Indian Ocean DPS; this mortality is likely to continue and increase with expected additional fishing effort from commercial and artisanal fisheries. Reduction of mortality would be difficult due to a lack of comprehensive information on fishing distribution and effort, limitations on implementing demonstrated effective conservation measures, geopolitical complexities, limitations on enforcement capacity, and availability of comprehensive bycatch reduction technologies. Therefore, the BRT concluded that the North Indian Ocean DPS is at risk of extinction and will remain so into the foreseeable future.

6.4. Southeast Indo-Pacific Ocean DPS

Two approaches to computing extinction risk for the Southeast Indo-Pacific Ocean DPS were considered: (1) computation of susceptibility to quasi-extinction (SQE), and (2) a stage-based deterministic model to determine population growth rates. The SQE approach is based on nesting data; however, an adequate time series of nesting data for this DPS was not available to the BRT; therefore, we could not use this approach to evaluate extinction risk. The stage-based

deterministic modeling approach assumed pristine populations and incorporated upper and lower bounds of survival estimates based on known or suspected threats to different life stages of the Southeast Indo-Pacific Ocean DPS. The model was used to calculate effects of these survival rates on population growth rate. The model indicated the Southeast Indo-Pacific Ocean DPS is likely to decline in the foreseeable future. These results are largely driven by mortality of juvenile and adult loggerheads from fisheries bycatch that occurs throughout the region, as can be inferred from data from Australia's Pacific waters. Although national and international governmental and non-governmental entities are currently working toward reducing loggerhead bycatch, and some positive actions have been implemented, it is unlikely that this source of mortality can be sufficiently reduced in the near future due to the challenges of mitigating illegal, unregulated, and unreported fisheries, the continued expansion of artisanal fleets, the lack of comprehensive information on fishing distribution and effort, limitations on implementing demonstrated effective conservation measures, geopolitical complexities, limitations on enforcement capacity, and availability of comprehensive bycatch reduction technologies. Therefore, the BRT concludes that the Southeast Indo-Pacific Ocean DPS is currently at risk of extinction and will remain so into the foreseeable future.

6.5. Southwest Indian Ocean DPS

Two approaches to computing extinction risk for the Southwest Indian Ocean DPS were considered: (1) computation of susceptibility to quasi-extinction (SQE), and (2) a stage-based deterministic model to determine population growth rates. These two approaches provided different, although not incompatible, results for the Southwest Indian Ocean DPS. The SQE approach, based on a 37-year time series of nesting female counts at Tongaland, South Africa (1963-1999), indicated this segment of the population has increased and the likelihood of quasi-extinction is negligible. We note that the SQE approach we used is based on past performance of the DPS (nesting data from 1963-1999) and does not fully reflect ongoing and future threats to all life stages within the DPS. The stage-based deterministic modeling approach assumed pristine populations and incorporated upper and lower bounds of survival estimates based on known or suspected threats to different life stages of the Southwest Indian Ocean DPS. The model was used to calculate effects of these survival rates on population growth rate. The model indicated the Southwest Indian Ocean DPS is likely to decline in the foreseeable future. These results are largely driven by mortality of juvenile loggerheads from fisheries bycatch that occurs throughout the Southwest Indian Ocean. Little is currently being done to monitor and reduce mortality from neritic and oceanic fisheries throughout the range of the Southwest Indian Ocean DPS; this mortality is likely to continue and increase with expected additional fishing effort from commercial and artisanal fisheries. Reduction of mortality would be difficult due to a lack of comprehensive information on fishing distribution and effort, limitations on implementing demonstrated effective conservation measures, geopolitical complexities, limitations on enforcement capacity, and availability of comprehensive bycatch reduction technologies. Therefore, the BRT concluded that although the Southwest Indian Ocean DPS is likely not currently at immediate risk of extinction, the extinction risk is likely to increase substantially in the foreseeable future.

6.6. Northwest Atlantic Ocean DPS

We used two approaches to compute extinction risk for the Northwest Atlantic DPS: (1) computation of susceptibility to quasi-extinction (SQE), and (2) a stage-based deterministic model to determine population growth rates. The SQE approach suggested that, based on nest count data for the past two decades, the population is “at risk” and thus likely to decline in the foreseeable future. These results are based on nesting data for loggerheads at index/standardized nesting survey beaches in the USA and the Yucatan Peninsula, Mexico (NMFS and FWS 2008). The stage-based deterministic modeling approach assumed pristine populations and incorporated upper and lower bounds of survival estimates based on known or suspected threats to different life stages of the Northwest Atlantic DPS. This model was used to calculate the effects of this range of survival rates on the population growth rate. This approach indicated the Northwest Atlantic DPS is likely to decline in the foreseeable future, even under the scenario of the lowest mortality rates. These results are largely driven by mortality of juvenile and adult loggerheads from fisheries bycatch that occurs throughout the North Atlantic Ocean. Although national and international governmental and non-governmental entities on both sides of the North Atlantic are currently working toward reducing loggerhead bycatch, and some positive actions have been implemented, it is unlikely that this source of mortality can be sufficiently reduced across the range of the DPS in the near future because of the diversity and magnitude of the fisheries operating in the North Atlantic, the lack of comprehensive information on fishing distribution and effort, limitations on implementing demonstrated effective conservation measures, geopolitical complexities, limitations on enforcement capacity, and availability of comprehensive bycatch reduction technologies. Therefore, the BRT concluded that the Northwest Atlantic DPS is at immediate risk of extinction and will remain so into the foreseeable future.

6.7. Northeast Atlantic Ocean DPS

Two approaches to computing extinction risk for the Northeast Atlantic DPS were considered: (1) computation of susceptibility to quasi-extinction (SQE), and (2) a stage-based deterministic model to determine population growth rates. The SQE approach is based on nesting data; however, we had insufficient nest count data over an appropriate time series for this DPS and could not use this approach to evaluate extinction risk. The stage-based deterministic modeling approach assumed pristine populations and incorporated upper and lower bounds of survival estimates based on known or suspected threats to different life stages of the Northeast Atlantic DPS. The model was used to calculate the effects of this range of survival rates on the population growth rate. The model indicated the Northeast Atlantic DPS is likely to decline in the foreseeable future, even under the scenario of the lowest mortality rates. These results are largely driven by the ongoing directed lethal take of nesting females, low hatching and emergence success, and mortality of juveniles and adults from fisheries bycatch that occurs throughout the Northeast Atlantic Ocean. Currently, conservation efforts to protect nesting females are growing, and a reduction in this source of mortality is likely to continue in the near future. Although national and international governmental and non-governmental entities in the Northeast Atlantic are currently working toward reducing loggerhead bycatch, and some positive actions have been implemented, it is unlikely that this source of mortality can be sufficiently

reduced across the range of the DPS in the near future because of the lack of bycatch reduction in high seas fisheries operating within the range of this DPS, lack of bycatch reduction in coastal fisheries in Africa, the lack of comprehensive information on fishing distribution and effort, limitations on implementing demonstrated effective conservation measures, geopolitical complexities, limitations on enforcement capacity, and availability of comprehensive bycatch reduction technologies. Therefore, the BRT concluded that the Northeast Atlantic DPS is at immediate risk of extinction and will remain so into the foreseeable future.

6.8. Mediterranean Sea DPS

Two approaches to computing extinction risk for the Mediterranean DPS were considered: (1) computation of susceptibility to quasi-extinction (SQE), and (2) a stage-based deterministic model to determine population growth rates. The SQE approach is based on nesting data; however, region-wide nesting data for this DPS were not available to the BRT; therefore, we could not use this approach to evaluate extinction risk. The stage-based deterministic modeling approach assumed pristine populations and incorporated upper and lower bounds of survival estimates based on known or suspected threats to different life stages of the Mediterranean DPS. The model was used to calculate the effects of this range of survival rates on the population growth rate. The model indicated the Mediterranean DPS is likely to decline in the foreseeable future, even under the scenario of the lowest mortality rates. These results are largely driven by mortality of juvenile and adult loggerheads from fisheries bycatch that occurs throughout the Mediterranean Sea, as well as anthropogenic threats to nesting beaches and eggs/hatchlings. Although conservation efforts to protect some nesting beaches are underway, more widespread and consistent protection is needed. Although national and international governmental and non-governmental entities in the Mediterranean are currently working toward reducing loggerhead bycatch, it is unlikely that this source of mortality can be sufficiently reduced across the range of the DPS in the near future because of the lack of bycatch reduction in commercial and artisanal fisheries operating within the range of this DPS, the lack of comprehensive information on fishing distribution and effort, limitations on implementing demonstrated effective conservation measures, geopolitical complexities, limitations on enforcement capacity, and availability of comprehensive bycatch reduction technologies. Therefore, the BRT concluded that the Mediterranean DPS is at immediate risk of extinction and will remain so into the foreseeable future.

6.9. South Atlantic Ocean DPS

We used two approaches to compute extinction risk for the South Atlantic DPS: (1) computation of susceptibility to quasi-extinction (SQE), and (2) a stage-based deterministic model to determine population growth rates. These two approaches provided different, although not incompatible, results for the South Atlantic DPS. The SQE approach suggested that, based on nest count data for the past two decades, the population is unlikely to decline in the foreseeable future. These results are consistent with Marcovaldi and Chaloupka's (2007) nesting beach trend analyses. We note that the SQE approach we used is based on past performance of the DPS (nesting data) and does not fully reflect ongoing and future threats to all life stages within the DPS. The stage-based deterministic modeling approach assumed pristine populations and incorporated upper and lower bounds of survival estimates based on known or suspected threats

to different life stages of the South Atlantic DPS. This model was used to calculate the effects of this range of survival rates on the population growth rate. This approach provided a range of results: in the case of the lowest anthropogenic mortality rates, the South Atlantic DPS will continue to grow slightly ($1.0 < \lambda < 1.1$), but in the worst-case scenario, the South Atlantic DPS is likely to decline greatly ($\lambda < 0.8$) in the foreseeable future. These results are largely driven by mortality of juvenile loggerheads from fisheries bycatch that occurs throughout the South Atlantic Ocean. Although national and international governmental and non-governmental entities on both sides of the North Atlantic are currently working toward reducing loggerhead bycatch in the South Atlantic, it is unlikely that this source of mortality can be sufficiently reduced across the range of the DPS in the near future because of the diversity and magnitude of the commercial and artisanal fisheries operating in the South Atlantic, the lack of comprehensive information on fishing distribution and effort, limitations on implementing demonstrated effective conservation measures, geopolitical complexities, limitations on enforcement capacity, and availability of comprehensive bycatch reduction technologies. Therefore, the BRT concludes that although the South Atlantic DPS is not currently at immediate risk of extinction, the extinction risk is likely to increase substantially in the foreseeable future.

SECTION 7—REFERENCES

- Abe, J., J. Wellens-Mensah, O.S. Diallo, and C. Mbuyil Wa Mpoyi. 2004. Guinea Current, GIWA (Global International Waters Assessment) regional assessment 42. University of Kalmar, Kalmar, Sweden. 151 pages.
- Abreu-Grobois, A., J. Horrocks, A. Formia, P. Dutton, R. LeRoux, X. Vélez-Zuazo, L. Soares, and P. Meylan. 2006. New mtDNA dloop primers which work for a variety of marine turtle species may increase the resolution of mixed stock analyses. Page 179 *in* Frick, M., A. Panagopoulou, A.F. Rees, and K. Williams (compilers). Book of Abstracts of the Twenty-sixth Annual Symposium on Sea Turtle Biology and Conservation. International Sea Turtle Society, Athens, Greece.
- Ackerman, R.A. 1997. The nest environment and the embryonic development of sea turtles. Pages 83-106 *in* Lutz, P.L. and J.A. Musick (editors). *The Biology of Sea Turtles*. CRC Press, Boca Raton, Florida.
- Ackerman, R.A., T. Rimkus, and R. Horton. 1991. The hydric structure and climate of natural and renourished sea turtle nesting beaches along the Atlantic coast of Florida. Unpublished report to Florida Department of Natural Resources. 61 pages.
- Addison, D.S. 1997. Sea turtle nesting on Cay Sal, Bahamas, recorded June 2-4, 1996. *Bahamas Journal of Science* 5:34-35.
- Addison, D.S. and B. Morford. 1996. Sea turtle nesting activity on the Cay Sal Bank, Bahamas. *Bahamas Journal of Science* 3:31-36.
- Aguilar, R., J. Mas, and X. Pastor. 1995. Impact of Spanish swordfish longline fisheries on the loggerhead sea turtle *Caretta caretta* population in the western Mediterranean. Pages 1-6 *in* Richardson, J.I. and T.H. Richardson (compilers). *Proceedings of the Twelfth Annual Sea Turtle Workshop on Sea Turtle Biology and Conservation*. NOAA Technical Memorandum NMFS-SEFSC-361.
- Akin-Oriola, G.A., M.A. Anetekhai, and A. Oriola. 2006. Algal blooms in Nigerian waters: an overview. *African Journal of Marine Science* 28(2):219-224.
- Alfaro-Shigueto J, P.H. Dutton, J. Mangel, and D. Vega. 2004. First confirmed occurrence of loggerhead turtles in Peru. *Marine Turtle Newsletter* 103:7-11.
- Alfaro-Shigueto, J., J. Mangel, and P. Dutton. 2006. Loggerhead turtle bycatch in Peru. Pages 43-44 *in* Kinan, I. (compiler). *Proceedings of the Second Western Pacific Sea Turtle Cooperative Research & Management Workshop*. Volume II: North Pacific Loggerhead Sea Turtles. Western Pacific Regional Fishery Management Council, Honolulu, Hawaii.
- Alfaro Shigueto, J., J.C. Mangel, J.A. Seminoff, and P.H. Dutton. 2008a. Demography of loggerhead turtles *Caretta caretta* in the southeastern Pacific Ocean: fisheries-based

- observations and implications for management. *Endangered Species Research* 5(2-3):129-135.
- Alfaro-Shigueto, J., J. Mangel, P. Diaz, J. Seminoff, and P. Dutton. 2008b. Longlines and sea turtle bycatch in Peru. Page 98 in Kalb, H., A. Rohde, K. Gayheart, and K. Shanker (compilers). *Proceedings of the Twenty-fifth Annual Symposium on Sea Turtle Biology and Conservation*. NOAA Technical Memorandum NMFS-SEFSC-582.
- Almeida, A.D. and S.L. Mendes. 2007. An analysis of the role of local fishermen in the conservation of the loggerhead turtle (*Caretta caretta*) in Pontal do Ipiranga, Linhares, ES, Brazil. *Biological Conservation* 134(1):106-112.
- Almeida, A.P., C. Baptistotte, and J.A.P. Schneider. 2000. Loggerhead turtle tagged in Brazil found in Uruguay. *Marine Turtle Newsletter* 87:10.
- Almeida, A.P., C. Baptistotte, A.S.A. dos Santos, and T.Z. Serafini. 2007. Captive-raised loggerhead turtle (*Caretta caretta*) found nesting eight years after release. *Marine Turtle Newsletter* 115:11-13.
- Alpers, W. 1993. Potential applications of remote sensing techniques for monitoring marine pollution events in the Mediterranean Sea. STOA Project on Pollution of the Mediterranean Sea, Directorate General for Research, 10-11 September 1993.
- Alves, R.R.N. and I.L. Rosa. 2006. From cnidarians to mammals: the use of animals as remedies in fishing communities in NE Brazil. *Journal of Ethnopharmacology* 107:259-276.
- Amorim, A. and B. Dale. 2006. Historical cyst record as evidence for the recent introduction of the dinoflagellate *Gymnodinium catenatum* in the north-eastern Atlantic. *African Journal of Marine Science* 28(2):193-197.
- Antonelis, G.A., J.D. Baker, T.C. Johanos, R.C. Braun, and A.L. Harting. 2006. Hawaiian monk seal (*Monachus schauinslandi*): status and conservation issues. *Atoll Research Bulletin* 543:75-101.
- Argano, R., R. Basso, M. Cocco, and G. Gerosa. 1992. Nuovi dati sugli spostamenti di tartaruga marine commune (*Caretta caretta*) in Mediterraneo. [New data on loggerhead (*Caretta caretta*) movements within the Mediterranean.] *Bollettino del Museo dell' Istituto di Biologia dell' Università di Genova* 56-57:137-163.
- Arvy, C., A.T. Dia, F. Colas, and J. Fretey. 2000. Records of *Caretta caretta* in Mauritania. *Marine Turtle Newsletter* 88:8.
- Atuary, G. 1994. Report blong totel survey Wiawi (Malekula) 26/11/93 to 3/12/93. Report to South Pacific Regional Environment Programme.

- Auster, P.J. 1998. A conceptual model of the impacts of fishing gear on the integrity of fish habitats. *Conservation Biology* 12(6):1198-1203.
- Aznar, F.J., F.J. Badillo, and J.A.Raga. 1998. Gastrointestinal helminths of loggerhead turtles (*Caretta caretta*) from the western Mediterranean: constraints on community structure. *Journal of Parasitology* 84(3):474-479.
- Baker, J.D., C.L. Littnan, and D.W. Johnston. 2006. Potential effects of sea level rise on the terrestrial habitats of endangered and endemic megafauna in the Northwestern Hawaiian Islands. *Endangered Species Research* 2:21-30.
- Bal, G., N. Breheret, and H. Vanleeuwe. 2007. An update on sea turtle conservation activities in the Republic of Congo. *Marine Turtle Newsletter* 116:9-10.
- Balazs, G.H. 1983. Sea turtles and their traditional usage in Tokelau. *Atoll Research Bulletin* No. 279:1-38.
- Balazs, G.H. 1985. Impact of ocean debris on marine turtles: entanglement and ingestion. Pages 387-429 in Shomura, R.S. and H.O. Yoshida (editors). *Proceedings of the Workshop on the Fate and Impact of Marine Debris, 26-29 November 1984, Honolulu, Hawaii*. NOAA Technical Memorandum NMFS/SWFC-54.
- Balazs, G. 2006. Pelagic research of Pacific loggerhead sea turtles in partnership with Japan and Taiwan. Pages 31-33 in Kinan, I. (compiler). *Proceedings of the Second Western Pacific Sea Turtle Cooperative Research & Management Workshop. Volume II: North Pacific Loggerhead Sea Turtles*. Western Pacific Regional Fishery Management Council, Honolulu, Hawaii.
- Balazs, G.H. and S.G. Pooley. 1994. Research plan to assess marine turtle hooking mortality: results of an expert workshop held in Honolulu, Hawaii November 16-18, 1993. NOAA Technical Memorandum NOAA-TM-NMFS-SWFSC-201. 166 pages.
- Baldwin, R.M. 1992. Nesting turtles on Masirah Island: Management issues, options, and research requirements. Report, Ministry of Regional Municipalities and Environment, Oman.
- Baldwin, R., G.R. Hughes, and R.I.T. Prince. 2003. Loggerhead turtles in the Indian Ocean. Pages 218-232 in Bolten, A.B. and B.E. Witherington (editors). *Loggerhead Sea Turtles*. Smithsonian Institution Press, Washington, D.C.
- Baptistotte, C. 2007. Caracterização espacial e temporal da fibropapilomatose em tartarugas marinhas da costa brasileira. Ph.D. Dissertation, Universidade de São Paulo, Brazil. 62 pages.

- Baptistotte, C., J.T. Scalfoni, and N. Mrosovsky. 1999. Male-producing thermal ecology of a southern loggerhead turtle nesting beach in Brazil: implications for conservation. *Animal Conservation* 2:9-13.
- Baptistotte, C., J.C.A. Thomé, and K.A. Bjorndal. 2003. Reproductive biology and conservation status of the loggerhead sea turtle (*Caretta caretta*) in Espírito Santo State, Brazil. *Chelonian Conservation and Biology* 4(3):523-529.
- Barreiros, J.P. and J. Barcelos. 2001. Plastic ingestion by a leatherback turtle *Dermochelys coriacea* from the Azores (NE Atlantic). *Marine Pollution Bulletin* 42(11):1196-1197.
- Bass, A.L., S.P. Epperly, and J. Braun-McNeill. 2004. Multi-year analysis of stock composition of a loggerhead turtle (*Caretta caretta*) foraging habitat using maximum likelihood and Bayesian methods. *Conservation Genetics* 5:783-796.
- Bayliff, W.H., J.I. de Leiva Moreno, and J. Majkowski. 2005. Second meeting of the Technical Advisory Committee of the FAO Project “Management of tuna fishing capacity: conservation and socio-economics”, Madrid, Spain, 15-18 March 2004. FAO Fisheries Proceedings 2. 336 pages.
- Bell, R. and J.I. Richardson. 1978. An analysis of tag recoveries from loggerhead sea turtles (*Caretta caretta*) nesting on Little Cumberland Island, Georgia. Florida Marine Research Publication 33:20-24.
- Bellmund, S.A., J.A. Musick, R.C. Klinger, R.A. Byles, J.A. Keinath, and D.E. Barnard. 1987. Ecology of sea turtles in Virginia. Virginia Institute of Marine Science, College of William and Mary, Gloucester Point, VA. 48 pages.
- Benhardouze, W. 2004. La tortue marine *Caretta caretta* (Reptilia, Cheloniidae): interaction avec les pecheries, echouages et utilisation au NW du Maroc. DESA Thesis, Université Abdelmalek Essaâdi, Tetouan, Morocco. 87 pages.
- Benhardouze, W., M. Tiwari, M. Aksissou, B. Viseux, and M.H. Godfrey. 2004. Notes from preliminary market surveys in Morocco. *Marine Turtle Newsletter* 104:8-9.
- Bentivegna, F. and A. Paglialonga. 1998. Status of the sea turtles in the Gulf of Naples and preliminary study of migration. Pages 152-155 in Epperly, S.P. and J. Braun (compilers). Proceedings of the Seventeenth Annual Sea Turtle Symposium. NOAA Technical Memorandum NMFS-SEFSC-415.
- Bentivegna, F., G. Treglia, and S. Hochscheid. 2005. The first report of a loggerhead turtle *Caretta caretta* nest on the central Tyrrhenian coast (western Mediterranean). *Journal of the Marine Biological Association of the United Kingdom - Biodiversity Records* 85(6):1555.

- Bjorndal, K.A. 1997. Foraging ecology and nutrition of sea turtles. Pages 199-231 in Lutz, P.L. and J.A. Musick (editors). *The Biology of Sea Turtles*. CRC Press. Boca Raton, Florida.
- Bjorndal, K.A. 2003. Roles of loggerhead sea turtles in marine ecosystems. Pages 235-254 in Bolten, A.B. and B.E. Witherington (editors). *Loggerhead Sea Turtles*. Smithsonian Books, Washington, D.C.
- Bjorndal, K.A. and A.B. Bolten (editors). 2000. Proceedings of a workshop on assessing abundance and trends for in-water sea turtle populations. NOAA Technical Memorandum NMFS-SEFSC-445. 83 pages.
- Bjorndal, K.A., A.B. Bolten, and H.R. Martins. 2000. Somatic growth model of juvenile loggerhead sea turtles *Caretta caretta*: duration of pelagic stage. *Marine Ecology Progress Series* 202:265-272.
- Bjorndal, K.A., A.B. Bolten, T. Dellinger, C. Delgado, and H.R. Martins. 2003a. Compensatory growth in oceanic loggerhead sea turtles: response to a stochastic environment. *Ecology* 84(5):1237-1249.
- Bjorndal, K.A., A.B. Bolten, and H.R. Martins. 2003b. Estimates of survival probabilities for oceanic-stage loggerhead sea turtles (*Caretta caretta*) in the North Atlantic. *Fishery Bulletin* 101:732-736.
- Bolten, A.B. 2003. Active swimmers - passive drifters: the oceanic juvenile stage of loggerheads in the Atlantic system. Pages 63-78 in Bolten, A.B. and B.E. Witherington (editors). *Loggerhead Sea Turtles*. Smithsonian Books, Washington D.C.
- Bolten, A.B. and B.E. Witherington (editors). 2003. *Loggerhead Sea Turtles*. Smithsonian Books, Washington D.C. 319 pages.
- Bolten, A.B., H.R. Martins, M.L. Natali, J.C. Thome, and M.A. Marcovaldi. 1990. Loggerhead released in Brazil recaptured in Azores. *Marine Turtle Newsletter* 48:24-25.
- Bolten, A.B., H.R. Martins, K.A. Bjorndal, and J. Gordon. 1993. Size distribution of pelagic-stage loggerhead sea turtles (*Caretta caretta*) in the waters around the Azores and Madeira. *Arquipelago Life and Marine Sciences* 11A:49-54.
- Bolten, A.B., K.A. Bjorndal, and H.R. Martins. 1994. Life history model for the loggerhead sea turtle (*Caretta caretta*) population in the Atlantic: potential impacts of a longline fishery. Pages 48-55 in Balazs, G.H. and S.G. Pooley (editors). *Research Plan to Assess Marine Turtle Hooking Mortality: Results of an Expert Workshop Held in Honolulu, Hawaii, November 16-18, 1993*. NOAA Technical Memorandum NOAA-TM-NMFS-SWFSC-201.

- Bolten, A.B., K.A. Bjorndal, H.R. Martins, T. Dellinger, M.J. Biscoito, S.E. Encalada, and B.W. Bowen. 1998. Transatlantic developmental migrations of loggerhead sea turtles demonstrated by mtDNA sequence analysis. *Ecological Applications* 8(1):1-7.
- Bolten, A.B., H.R. Martins, and K.A. Bjorndal (editors). 2000. Workshop to design an experiment to determine the effects of longline gear modification on sea turtle bycatch rates. U.S. Department of Commerce, NOAA Technical Memorandum NMFS-OPR-19. 50 pages.
- Bowen, B.W. 2003. What is a loggerhead turtle? The genetic perspective. Pages 7-27 in Bolten, A.B. and B.E. Witherington (editors). *Loggerhead Sea Turtles*. Smithsonian Books, Washington D.C.
- Bowen, B.W. and S.A. Karl. 2007. Population genetics and phylogeography of sea turtles. *Molecular Ecology* 16:4886-4907.
- Bowen, B.W., N. Kamezaki, C.J. Limpus, G.R. Hughes, A.B. Meylan, and J.C. Avise. 1994. Global phylogeography of the loggerhead turtle (*Caretta caretta*) as indicated by mitochondrial DNA haplotypes. *Evolution* 48(6):1820-1828.
- Bowen, B.W., F.A. Abreu-Grobois, G.H. Balazs, N. Kamezaki, C.J. Limpus, and R.J. Ferl. 1995. Trans-Pacific migrations of the loggerhead turtles (*Caretta caretta*) demonstrated with mitochondrial DNA markers. *Proceedings of the National Academy of Sciences of the United States of America* 92:3731-3734.
- Bowen, B.W., A.L. Bass, S. Chow, M. Bostrom, K.A. Bjorndal, A.B. Bolten, T. Okuyama, B.M. Bolker, S. Epperly, E. LaCasella, D. Shaver, M. Dodd, S.R. Hopkins-Murphy, J.A. Musick, M. Swingle, K. Rankin-Baransky, W. Teas, W.N. Witzell, and P.H. Dutton. 2004. Natal homing in juvenile loggerhead turtles (*Caretta caretta*). *Molecular Ecology* 13:3797-3808.
- Bowen, B.W., A.L. Bass, L. Soares, and R.J. Toonen. 2005. Conservation implications of complex population structure: lessons from the loggerhead turtle (*Caretta caretta*). *Molecular Ecology* 14:2389-2402.
- Boyle, M.C., N.N. FitzSimmons, C.J. Limpus, S. Kelez, X. Velez-Zuazo, and M. Waycott. 2009. Evidence for transoceanic migrations by loggerhead sea turtles in the southern Pacific Ocean. *Proceedings of the Royal Society B* 276:1993-1999.
- Brailovskaya, T. 1998. Obstacles to protecting marine biodiversity through marine wilderness preservation: examples from the New England region. *Conservation Biology* 12(6):1236-1240.
- Braun-McNeill, J., S.P. Epperly, D.W. Owens, L. Avens, E. Williams, and C.A. Harms. 2007a. Seasonal reliability of testosterone radioimmunoassay (RIA) for predicting sex ratios of juvenile loggerhead (*Caretta caretta*) turtles. *Herpetologica* 63(3):275-284.

- Braun-McNeill, J., C.R. Sasso, and L. Avens. 2007b. Estimates of realized survival for juvenile loggerhead sea turtles (*Caretta caretta*) in the United States. *Herpetological Conservation and Biology* 2(2):100-105.
- Braun-McNeill, J., S.P. Epperly, L. Avens, M.L. Snover, and J.C. Taylor. 2008. Growth rates of loggerhead sea turtles (*Caretta caretta*) from the western North Atlantic. *Herpetological Conservation and Biology* 3(2):273-281.
- Brian, C. 2007. Loggerhead nesting in Angola: personal communication. Page 42 *in* State of the World's Sea Turtles: Volume II. Conservation International, Crystal City, Virginia.
- Briggs, J.C. 1974. *Marine Zoogeography*. McGraw-Hill, New York. 475 pages.
- Broderick, A.C. and B.J. Godley. 1996. Population and nesting ecology of the green turtle, *Chelonia mydas*, and the loggerhead turtle, *Caretta caretta*, in northern Cyprus. *Zoology in the Middle East* 13:27-46.
- Broderick, A.C., F. Glen, B.J. Godley, and G.C. Hays. 2002. Estimating the number of green and loggerhead turtles nesting annually in the Mediterranean. *Oryx* 36(3):227-236.
- Broderick, A.C., M.S. Coyne, W.J. Fuller, F. Glen, and B.J. Godley. 2007. Fidelity and overwintering of sea turtles. *Proceedings of the Royal Society B* 274:1533-1538.
- Brongersma, L.D. 1961. Notes upon some sea turtles. *Zoologische Verhandelingen* 51:1-45.
- Brongersma, L.D. 1982. Marine turtles of the eastern Atlantic Ocean. Pages 407-416 *in* Bjorndal, K.A. (editor). *Biology and Conservation of Sea Turtles*. Smithsonian Institution Press, Washington, D.C.
- Bruun, P. 1962. Sea-level rise as a cause of shore erosion. *Journal of the Waterways and Harbors Division* 88(WW1):117-130.
- Bugoni, L., L. Krause, and M.V. Petry. 2001. Marine debris and human impacts on sea turtles in southern Brazil. *Marine Pollution Bulletin* 42(12):1330-1334.
- Bugoni, L., T.S. Neves, N.O.J. Leite, Jr., D. Carvalho, G. Sales, R.W. Furness, C.E. Stein, F.V. Peppes, B.B. Giffoni, and D.S. Monteiro. 2008. Potential bycatch of seabirds and turtles in hook-and-line fisheries of the Itaipava Fleet, Brazil. *Fisheries Research* 90:217-224.
- Cabrera, I., D. Cejudo, and L. F. López-Jurado. 2000. Human predation on marine turtles in the Archipelago of Cape Verde, Western Africa. Page 217 *in* Kalb, H.J. and T. Wibbels (compilers). *Proceedings of the Nineteenth Annual Symposium on Sea Turtle Biology and Conservation*. NOAA Technical Memorandum NMFS-SEFSC-443.

- Caine, E.A. 1986. Caparace epibionts of nesting loggerhead sea turtles: Atlantic coast of U.S.A. *Journal of Experimental Marine Biology and Ecology* 96:15-26.
- Calabuig, Miranda, P. and A. Liria Loza. 2007. Recovery of marine turtles injured in the waters of the Canary Island Archipelago (Spain) between 1998 and 2003. Pages 111-123 *in* López-Jurado, L.F. and A.L. Loza (editors). *Marine Turtles: Recovery of Extinct Populations*. Monografía del Instituto Canario de Ciencias Marinas No 5.
- Camiñas, J.A. 1988. Incidental captures of *Caretta caretta* (L.) with surface long-lines in the western Mediterranean. *Rapports et Procès-verbaux des réunions de la Commission Internationale pour l'Exploration Scientifique de la Mer Méditerranée* 31:285.
- Camiñas, J.A. 1997. Capturas accidental es de tortuga boba (*Caretta caretta*, L. 1758) en el Mediterráneo occidental en la pesquería de palangre de superficie de pez espada (*Xiphias gladius* L.). *ICCAT Collective Volume of Scientific Papers* 46(4):446-455.
- Camiñas, J.A. 2004. Sea turtles of the Mediterranean Sea: population dynamics, sources of mortality and relative importance of fisheries impacts. Pages 27-84 *in* Papers presented at the Expert Consultation on Interactions between Sea Turtles and Fisheries within an Ecosystem Context, Rome, 9-12 March 2004. *FAO Fisheries Report*. No. 738, Supplement, Rome, Italy.
- Camiñas, J.A., J. Valeiras, and J.M. De La Serna. 2003. Spanish surface longline gear types and effects on marine turtles in the Western Mediterranean Sea. Pages 88-93 *in* Margaritoulis, D. and A. Demetropoulos (editors). *Proceedings of First Mediterranean Conference on Marine Turtles*, Rome, Italy.
- Cardona, L., M. Revelles, C. Carreras, M. San Félix, M. Gazo, and A. Aguilar. 2005. Western Mediterranean immature loggerhead turtles: habitat use in spring and summer assessed through satellite tracking and aerial surveys. *Marine Biology* 147(3):583-591.
- Carr, A. 1962. Orientation problems in the high seas travel and terrestrial movements of marine turtles. *American Scientist* 50(3):358-374.
- Carr, A. 1982. Notes on the behavioral ecology of sea turtles. Pages 19-26 *in* Bjorndal, K.A. (editor). *Biology and Conservation of Sea Turtles*. Smithsonian Institution Press, Washington, D.C.
- Carr, A.F. 1986. RIPS, FADS, and little loggerheads. *Bioscience* 36(2):92-100.
- Carr, A. 1987. New perspectives on the pelagic stage of sea turtle development. *Conservation Biology* 1(2):103-120.
- Carr, A. and L. Ogren. 1960. The ecology and migrations of sea turtles, 4. The green turtle in the Caribbean Sea. *Bulletin of the American Museum of Natural History* 121(1):1-48.

- Carreras, C., L. Cardona, and A. Aguilar. 2004. Incidental catch of the loggerhead turtle *Caretta caretta* off the Balearic Islands (western Mediterranean). *Biological Conservation* 117:321-329.
- Carreras, C., S. Pont, F. Maffucci, M. Pascual, A. Barceló, F. Bentivegna, L. Cardona, F. Alegre, M. SanFélix, G. Fernández, and A. Aguilar. 2006. Genetic structuring of immature loggerhead sea turtles (*Caretta caretta*) in the Mediterranean Sea reflects water circulation patterns. *Marine Biology* 149:1269-1279.
- Carreras, C., M. Pascual, L. Cardona, A. Aguilar, D. Margaritoulis, A. Rees, O. Türkozan, Y. Levy, A. Gasith, M. Aureggi, and M. Khalil. 2007. The genetic structure of the loggerhead sea turtle (*Caretta caretta*) in the Mediterranean as revealed by nuclear and mitochondrial DNA and its conservation implications. *Conservation Genetics* 8(4):761-775.
- Carthy, R.R. 1996. The role of the eggshell and nest chamber in loggerhead turtle (*Caretta caretta*) egg incubation. Ph.D. Dissertation, University of Florida, Gainesville. 123 pages.
- Carthy, R.R., A.M. Foley, and Y. Matsuzawa. 2003. Incubation environment of loggerhead turtle nests: effects on hatching success and hatchling characteristics. Pages 144-153 in Bolten, A.B. and B.E. Witherington (editors). *Loggerhead Sea Turtles*. Smithsonian Books, Washington D.C.
- Casale, P. 2008. Incidental catch of marine turtles in the Mediterranean Sea: captures, mortality, priorities. World Wildlife Fund, Rome, Italy.
- Casale, P., L. Laurent, and G. De Metro. 2004. Incidental capture of marine turtles by the Italian trawl fishery in the north Adriatic Sea. *Biological Conservation* 119(3):287-295.
- Casale, P., D. Freggi, R. Basso, and R. Argano. 2005. Size at male maturity, sexing methods and adult sex ratio in loggerhead turtles (*Caretta caretta*) from Italian waters investigated through tail measurements. *Herpetological Journal* 15:145-148.
- Casale, P., B. Lazar, S. Pont, J. Tomás, N. Zizzo, F. Alegre, J. Badillo, A. Di Summa, D. Freggi, G. Lacković, J.A. Raga, L. Rositani, and N. Tvrtković. 2006. Sex ratios of juvenile loggerhead sea turtles *Caretta caretta* in the Mediterranean Sea. *Marine Ecology Progress Series* 324:281-285.
- Casale, P., L. Cattarino, D. Freggi, M. Rocco and R. Argano. 2007. Incidental catch of marine turtles by Italian trawlers and longliners in the central Mediterranean. *Aquatic Conservation: Marine and Freshwater Ecosystems* 17:686-701.
- Casale, P., G. Abbate, D. Freggi, N. Conte, M. Oliverio, and R. Argano. 2008. Foraging ecology of loggerhead sea turtles *Caretta caretta* in the central Mediterranean Sea: evidence for a relaxed life history model. *Marine Ecology Progress Series* 372:265-276.

- Caswell, H. 2001. Matrix population models. 2nd edition. Sinauer Associates, Inc., Sunderland, Massachusetts.
- Caurant, F., P. Bustamante, M. Bordes, and P. Miramand. 1999. Bioaccumulation of cadmium, copper and zinc in some tissues of three species of marine turtles stranded along the French Atlantic Coasts. *Marine Pollution Bulletin* 38(12):1085-1091.
- Cejudo, D., I. Cabrera, L.F. López-Jurado, C. Évora, and P. Alfama. 2000. The reproductive biology of *Caretta caretta* on the Island of Boavista (Republic of Cabo Verde, Western Africa). Pages 244-245 in Kalb, H.J. and T. Wibbels (compilers). Proceedings of the Nineteenth Annual Symposium on Sea Turtle Biology and Conservation. NOAA Technical Memorandum NMFS-SEFSC-443.
- Chaloupka, M. 2003. Stochastic simulation modeling of loggerhead population dynamics given exposure to competing mortality risks in the western South Pacific. Pages 274-294 in Bolten, A.B. and B.E. Witherington (editors). *Loggerhead Sea Turtles*. Smithsonian Books, Washington D.C.
- Chaloupka, M.Y. and C.J. Limpus. 2002. Survival probability estimates for the endangered loggerhead sea turtle resident in southern Great Barrier Reef waters. *Marine Biology* 140:267-277.
- Chaloupka, M. N. Kamezaki, and C. Limpus. 2008. Is climate change affecting the population dynamics of the endangered Pacific loggerhead sea turtle? *Journal of Experimental Marine Biology and Ecology* 356:136-143.
- Chan, S.K., I.-J. Cheng, T. Zhou, H.-J. Wang, H.-X. Gu, and X.-J. Song. 2007. A comprehensive overview of the population and conservation status of sea turtles in China. *Chelonian Conservation and Biology* 6(2):185-198.
- Chavez, F.P., P.G. Strutton, G.E. Friederich, R.A. Feely, G.C. Feldman, D.G. Foley, and M.J. McPhaden. 1999. Biological and chemical response of the equatorial Pacific Ocean to the 1997-98 El Niño. *Science* 286(5447):2126-2131.
- Cheng, I.-J. and T.H. Chen. 1997. The incidental capture of five species of sea turtles by coastal setnet fisheries in the eastern waters of Taiwan. *Biological Conservation* 82(2):235-239.
- Christens, E. 1990. Nest emergence lag in loggerhead sea turtles. *Journal of Herpetology* 24(4):400-402.
- Christensen, V., S. Guénette, J.J. Heymans, C.J. Walters, R. Watson, D. Zeller, and D. Pauly. 2003. Hundred-year decline of North Atlantic predatory fishes. *Fish and Fisheries* 4:1-24.
- Coston-Clements, L. and D.E. Hoss. 1983. Synopsis of data on the impact of habitat alteration on sea turtles around the southeastern United States. NOAA Technical Memorandum NWSSEFC-117. 57 pages.

- Cox, J.H., H.F. Percival, and S.V. Colwell. 1994. Impact of vehicular traffic on beach habitat and wildlife at Cape San Blas, Florida. Cooperative Fish and Wildlife Research Unit Technical Report Number 50. 44 pages.
- Cozens, J. In press. Reducing mortality on nesting beaches in Cabo Verde through structured collaboration with government and community. *In* Proceedings of the Twenty-ninth Annual Symposium on Sea Turtle Biology and Conservation. NOAA Technical Memorandum.
- Cozens, J., M. Pereira, E. Mendes, and R. Miles. In press. First ever population census of nesting loggerheads on Sal Island, Cabo Verde. *In* Proceedings of the Twenty-ninth Annual Symposium on Sea Turtle Biology and Conservation. NOAA Technical Memorandum.
- Crain, D.A., A.B. Bolten, and K.A. Bjorndal. 1995. Effects of beach nourishment on sea turtles: review and research initiatives. *Restoration Ecology* 3(2):95-104.
- Crouse, D.T., L.B. Crowder, and H. Caswell. 1987. A stage-based population model for loggerhead sea turtles and implications for conservation. *Ecology* 68:1412-1423.
- Crowder, L.B., D.T. Crouse, S.S. Heppell, and T.M. Martin. 1994. Predicting the impact of turtle excluder devices on loggerhead sea turtle populations. *Ecological Applications* 4:437-445.
- Dahlen, M.K., R. Bell, J.I. Richardson, and T.H. Richardson. 2000. Beyond D-0004: Thirty-four years of loggerhead (*Caretta caretta*) research on Little Cumberland Island, Georgia, 1964-1997. Pages 60-62 *in* Abreu-Grobois, F.A., R. Briseno-Duenas, R. Marquez, and L. Sarti (compilers). Proceedings of the Eighteenth International Sea Turtle Symposium. NOAA Technical Memorandum NMFS-SEFSC-436.
- Daniel, R.S. and K.U. Smith. 1947. The sea-approach behavior of the neonate loggerhead turtle (*Caretta caretta*). *Journal of Comparative and Physiological Psychology* 40(6):413-420.
- Daniels, R.C., T.W. White, and K.K. Chapman. 1993. Sea-level rise: destruction of threatened and endangered species habitat in South Carolina. *Environmental Management* 17(3):373-385.
- Deflorio, M., A. Aprea, A. Corriero, N. Santamaria, and G. De Metrio. 2005. Incidental captures of sea turtles by swordfish and albacore longlines in the Ionian sea. *Fisheries Science* 71:1010-1018.
- Delaugerre, M. and C. Cesarini. 2004. Confirmed nesting of the loggerhead turtle in Corsica. *Marine Turtle Newsletter* 104:12.

- Dellinger, T. and H. Encarnação. 2000. Accidental capture of sea turtles by the fishing fleet based at Madeira Island, Portugal. Page 218 in Kalb, H.J. and T. Wibbels (compilers). Proceedings of the Nineteenth Annual Symposium on Sea Turtle Biology and Conservation. NOAA Technical Memorandum NMFS-SEFSC-443.
- Dellinger, T. and C. Freitas. 2000. Movements and diving behaviour of pelagic stage loggerhead sea turtles in the North Atlantic: preliminary results obtained through satellite telemetry. Pages 155-157 in Kalb, H.J. and T. Wibbels (compilers). Proceedings of the Nineteenth Annual Symposium on Sea Turtle Biology and Conservation. NOAA Technical Memorandum NMFS-SEFSC-443.
- De Metrio, G. and P. Megalofonou. 1988. Mortality of marine turtles (*Caretta caretta* L. and *Dermochelys coriacea* L.) consequent to accidental capture in the Gulf of Taranto. Rapp. Comm. Int. Mer Médit. 31(2):285.
- Demetropoulos, A. 2000. Impact of tourism development on marine turtle nesting: strategies and actions to minimise impact. Convention on the Conservation of European Wildlife and Natural Habitats, Strasbourg, 6 September 2000. Council of Europe. 39 pages.
- Demetropoulos, A. 2007. Report on the evaluation of the implementation of the action plan for the conservation of Mediterranean marine turtles. United Nations Environment Programme, Mediterranean Action Plan. Eighth Meeting of Focal Points for SPAs, Palermo, Italy, 6-9 June 2007. 10 pages.
- Demetropoulos, A. and M. Hadjichristophorou. 1989. Sea turtle conservation in Cyprus. Marine Turtle Newsletter 44:4-6.
- Demetropoulos, A. and M. Hadjichristophorou. 1995. Manual on marine turtle conservation in the Mediterranean. UNEP(MAP)SPA/IUCN/CWS/Fisheries Department, MANRE, Nicosia, Cyprus. 73 pages + 24 plates.
- Dennis, B., P.L. Munholland, and J.M. Scott. 1991. Estimation of growth and extinction parameters for endangered species. Ecological Monographs 61(2):115-143.
- Deraniyagala, P.E.P. 1933. The loggerhead turtles (Carettidae) of Ceylon. Ceylon Journal of Science (B) 18:61-72.
- Deraniyagala, P.E.P. 1939. The tetrapod reptiles of Ceylon. Volume 1. Testudines and crocodylians. Colombo Museum Natural History Series, Colombo, Ceylon. 412 pages.
- de Silva, G.S. 1982. The status of sea turtle populations in east Malaysia and the South China Sea. Pages 327-337 in Bjorndal, K.A. (editor). Biology and Conservation of Sea Turtles. Smithsonian Institution Press, Washington, D.C.
- Dimopoulos, D. 2001. The National Marine Park of Zakynthos: a refuge for the loggerhead turtle in the Mediterranean. Marine Turtle Newsletter 93:5-9.

- Di Natale, A. 1995. Driftnets impact on protected species: observers data from the Italian fleet and proposal for a model to assess the number of cetaceans in the by-catch. ICCAT Collective Volume of Scientific Papers 44(1):255-263.
- Dodd, C.K., Jr. 1988. Synopsis of the biological data on the loggerhead sea turtle *Caretta caretta* (Linnaeus 1758). U.S. Fish and Wildlife Service Biological Report 88(14). 110 pages.
- Domingo A., L. Bugoni, L. Prosdocimi, P. Miller, M. Laporta, D.S. Monteiro, A. Estrades, and D. Albareda. 2006. The impact generated by fisheries on sea turtles in the southwestern Atlantic. WWF Programa Marino para Latinoamérica y el Caribe, San José, Costa Rica. 71 pages.
- Donoso, M. and P.H. Dutton. 2006. Distribution and stock origin of sea turtles caught incidentally in the Chilean longline fishery for swordfish, 2001-2004. Pages 242-243 in Frick, M., A. Panagopoulou, A.F. Rees, and K. Williams (compilers). Book of Abstracts of the Twenty-sixth Annual Symposium on Sea Turtle Biology and Conservation. International Sea Turtle Society, Athens, Greece.
- Donoso, M. and P.H. Dutton. 2007. Numbers, distribution and stock origin of sea turtles caught incidentally in the Chilean longline fishery for swordfish, 2001-2002. Pages 15-16 in Mast, R.B., B.J. Hutchinson, and A.H. Hutchinson (compilers). Proceedings of the Twenty-fourth Annual Symposium on Sea Turtle Biology and Conservation. NOAA Technical Memorandum NMFS-SEFSC-567.
- Donoso P., M., P.H. Dutton, R. Serra, and J.L. Brito-Montero. 2000. Sea turtles found in waters off Chile. Pages 219-221 in Kalb, H.J. and T. Wibbels (Compilers). Proceedings of the Nineteenth Annual Symposium on Sea Turtle Biology and Conservation. NOAA Technical Memorandum NMFS-SEFSC-443.
- Doody, J.S., E. Guarino, A. Georges, B. Corey, G. Murray, and M. Ewert. 2006. Nest site choice compensates for climate effects on sex ratios in a lizard with environmental sex determination. *Evolutionary Ecology* 20:307-330.
- Dossa, J.S., B.A. Sinsin, and G.A. Mensah. 2007. Conflicts and social dilemmas associated with the incidental capture of marine turtles by artisanal fishers in Benin. *Marine Turtle Newsletter* 116:10-12.
- Duguy, P.R., P. Morinière, and A. Meunier. 2004. Observations de tortues marines en 2003 (Côtes Atlantiques). *Annales de la Societe des Sciences Naturelles de la Charente-Maritime* 9(4):361-366.
- Duguy, P.R., P. Morinière, and A. Meunier. 2005. Observations de tortues marines en 2004 (Côtes Atlantiques). *Annales de la Societe des Sciences Naturelles de la Charente-Maritime* 9(5):461-466.

- Dutton, P. 2007. Genetic stock composition of loggerheads (*Caretta caretta*) encountered in the Hawaii-based longline fishery using mtDNA analysis. Pages 17-19 in North Pacific Loggerhead Sea Turtle Expert Workshop, December 19-20, 2007. A report of the Western Pacific Regional Fishery Management Council pursuant to National Oceanic and Atmospheric Administration Award NOAA Grant FNA05NMF4411092, Honolulu, Hawaii.
- Dutton, P.H., S.K. Davis, T. Guerra, and D. Owens. 1996. Molecular phylogeny for marine turtles based on sequences of the ND4-leucine tRNA and control regions of mitochondrial DNA. *Molecular Phylogenetics and Evolution* 5(3):511-521.
- Eckert, K.L. 1993. The biology and population status of marine turtles in the North Pacific Ocean. NOAA Technical Memorandum NMFS-SWFSC-186. 156 pages.
- Eckert, S.A., J.E. Moore, D.C. Dunn, R.S. van Buiten, K.L. Eckert, and P.N. Halpin. 2008. Modeling loggerhead turtle movement in the Mediterranean: importance of body size and oceanography. *Ecological Applications* 18(2):290-308.
- Ehrhart, L.M. 1979. A continuation of base-line studies for environmentally monitoring space transportation systems (STS) at John F. Kennedy Space Center. Volume IV: threatened and endangered species of the Kennedy Space Center. Part 1: marine turtle studies. Final report to NASA, 1976-1979. 406 pages.
- Ehrhart, L.M. 1989. Status report of the loggerhead turtle. Pages 122-139 in Ogren, L., F. Berry, K. Bjorndal, H. Kumpf, R. Mast, G. Medina, H. Reichart, and R. Witham (editors). *Proceedings of the 2nd Western Atlantic Turtle Symposium*. NOAA Technical Memorandum NMFS-SEFC-226.
- Ehrhart, L.M. and B.E. Witherington. 1987. Human and natural causes of marine turtle nest and hatchling mortality and their relationship to hatchling production on an important Florida nesting beach. Final Report, Project Number GFC-84-018. Florida Game and Fresh Water Fish Commission, Nongame Wildlife Program, Technical Report No. 1. Tallahassee, Florida. 141 pages.
- Ehrhart, L.M. and R.G. Yoder. 1978. Marine turtles of Merritt Island National Wildlife Refuge, Kennedy Space Center, Florida. Pages 25-30 in Henderson, G.E. (editor). *Proceedings of the Florida Interregional Conference on Sea Turtles*. Florida Marine Research Publications Number 23.
- Ehrhart, L.M., D.A. Bagley, and W.E. Redfoot. 2003. Loggerhead turtles in the Atlantic Ocean: geographic distribution, abundance, and population status. Pages 157-174 in Bolten, A.B. and B.E. Witherington (editors). *Loggerhead Sea Turtles*. Smithsonian Institution Press, Washington, D.C.
- Emanuel, K. 2005. Genesis and maintenance of “Mediterranean hurricanes”. *Advances in Geosciences* 2:217-220.

- Encalada, S.E., P.H. Lahanas, K.A. Bjorndal, A.B. Bolten, M.M. Miyamoto, and B.W. Bowen. 1996. Phylogeography and population structure of the Atlantic and Mediterranean green turtle *Chelonia mydas*: a mitochondrial DNA control region sequence assessment. *Molecular Ecology* 5:473-483.
- Encalada, S.E., K.A. Bjorndal, A.B. Bolten, J.C. Zurita, B. Schroeder, E. Possardt, C.J. Sears, and B.W. Bowen. 1998. Population structure of loggerhead turtle (*Caretta caretta*) nesting colonies in the Atlantic and Mediterranean as inferred from mitochondrial DNA control region sequences. *Marine Biology* 130:567-575.
- Encalada, S.E., J.C. Zurita, and B.W. Bowen. 1999. Genetic consequences of coastal development: the sea turtle rookeries at X'cacel, Mexico. *Marine Turtle Newsletter* 83:8-10.
- Engel, J. and R. Kvitek. 1998. Effects of otter trawling on a benthic community in Monterey Bay National Marine Sanctuary. *Conservation Biology* 12(6):1204-1214.
- Environment Australia. 2003. Recovery plan for marine turtles in Australia. Marine Species Section, Environment Australia, Canberra, Australia. 43 pages.
- Epperly, S.P., J. Braun-McNeill, A.L. Bass, D.W. Owens, and R.M. Patterson. 2000. In-water population index surveys: North Carolina, U.S.A. Page 62 in Abreu-Grobois, F.A., R. Briseno-Duenas, R. Marquez, and L. Sarti (compilers). Proceedings of the Eighteenth International Sea Turtle Symposium. NOAA Technical Memorandum NMFS-SEFSC-436.
- Erk'akan, F. 1993. Nesting biology of loggerhead turtles *Caretta caretta* L. on Dalyan Beach, Mugla-Turkey. *Biological Conservation* 66:1-4.
- Ernest, R.G. and R.E. Martin. 1993. Sea turtle protection program performed in support of velocity cap repairs, Florida Power & Light Company St. Lucie Plant. Applied Biology, Inc., Jensen Beach, Florida. 51 pages.
- Ernest, R.G. and R.E. Martin. 1999. Martin County beach nourishment project; sea turtle monitoring and studies; 1997 annual report and final assessment. Ecological Associates, Jensen Beach, Florida. 96 pages + tables and figures.
- Etnoyer P., D. Canny, B.R. Mate, L.E. Morgan, J.G. Ortega-Ortiz, and W.J. Nichols. 2006. Sea-surface temperature gradients across blue whale and sea turtle foraging trajectories off the Baja California Peninsula, Mexico. *Deep-Sea Research II* 53:340-358.
- European Environmental Agency. 1998. Europe's environment: the second assessment. European Environmental Agency, Copenhagen, Denmark.
- Fergusson, I.K., L.J.V. Compagno, and M.A. Marks. 2000. Predation by white sharks *Carcharodon carcharias* (Chondrichthyes: Lamnidae) upon chelonians, with new records from the Mediterranean Sea and a first record of the ocean sunfish *Mola mola*

- (Osteichthyes: Molidae) as stomach contents. *Environmental Biology of Fishes* 58:447-453.
- Ferreira, R.L., H.R. Martins, A.A. Da Silva, and A.B. Bolten. 2001. Impact of swordfish fisheries on sea turtles in the Azores. *Arquipelago* 18A:75-79.
- Fish, M.R., I.M. Cote, J.A. Gill, A.P. Jones, S. Renshoff, and A.R. Watkinson. 2005. Predicting the impact of sea-level rise on Caribbean sea turtle nesting habitat. *Conservation Biology* 19:482-491.
- FitzSimmons, N.N., C. Moritz, C.J., C.J. Limpus, J.D. Miller, C.J. Parmenter, and R. Prince. 1996. Comparative genetic structure of green, loggerhead, and flatback populations in Australia based on variable mtDNA and nDNA regions. Pages 25-32 *in* Bowen, B.W. and W.N. Witzell (editors). *Proceedings of the International Symposium on Sea Turtle Conservation Genetics*. NOAA Technical Memorandum NMFS-SEFSC-396.
- Florida Marine Research Institute. 2003. What is red tide? Florida Marine Research Institute web page.
- Foley, A., B. Schroeder, and S. MacPherson. 2008. Post-nesting migrations and resident areas of Florida loggerheads. Pages 75-76 *in* Kalb, H., A. Rohde, K. Gayheart, and K. Shanker (compilers). *Proceedings of the Twenty-fifth Annual Symposium on Sea Turtle Biology and Conservation*. NOAA Technical Memorandum NMFS-SEFSC-582.
- Foote, J., J. Sprinkel, T. Mueller, and J. McCarthy. 2000. An overview of twelve years of tagging data from *Caretta caretta* and *Chelonia mydas* nesting habitat along the central Gulf coast of Florida, USA. Pages 280-283 *in* Kalb, H.J. and T. Wibbels (compilers). *Proceedings of the Nineteenth Annual Symposium on Sea Turtle Biology and Conservation*. NOAA Technical Memorandum NMFS-SEFSC-443.
- Formia, A., M. Tiwari, J. Fretey, and A. Billes. 2003. Sea turtle conservation along the Atlantic Coast of Africa. *Marine Turtle Newsletter* 100:33-37.
- Formia, A., S. Deem, A. Billes, S. Ngouesso, R. Parnell, T. Collins, G.-P. Sounguet, A. Gibudi, A. Villarubia, G.H. Balazs, and T.R. Spraker. 2007. Fibropapillomatosis confirmed in *Chelonia mydas* in the Gulf of Guinea, West Africa. *Marine Turtle Newsletter* 116:20-22.
- Francour, P., A. Ganteaume, and M. Poulain. 1999. Effects of boat anchoring in *Posidonia oceanica* seagrass beds in the Port-Cros National Park (north-western Mediterranean Sea). *Aquatic Conservation: Marine and Freshwater Ecosystems* 9:391-400.
- Frazer, N.B. 1983. Survivorship of adult female loggerhead sea turtles, *Caretta caretta*, nesting on Little Cumberland Island, Georgia, USA. *Herpetologica* 39(4):436-447.

- Frazer, N.B. 1984. A model for assessing mean age-specific fecundity in sea turtle populations. *Herpetologica* 40(3):281-291.
- Fretey, J. 2001. Biogeography and conservation of marine turtles of the Atlantic coast of Africa. CMS Technical Series Publication No. 6, UNEP/CMS Secretariat, Bonn, Germany. 429 pages.
- Fretey, F., G.H. Segniagbeto, and M. Soumah. 2007. Presence of sea turtles in traditional pharmacopoeia and beliefs of West Africa. *Marine Turtle Newsletter* 116:22-25.
- Gaertner, M.A., D. Jacob, V. Gil, M. Domínguez, E. Padorno, E. Sánchez, and M. Castro. 2007. Tropical cyclones over the Mediterranean Sea in climate change simulations. *Geophysical Research Letters* 34. L14711. 5 pages.
- Garcia-Martinez, S. and W.J. Nichols. 2000. Sea turtles of Bahia Magdalena, Baja California Sur, Mexico: demand and supply of an endangered species. Paper presented at the 10th Biennial Conference of the International Institute of Fisheries Economics and Trade. Oregon State University, Corvallis, Oregon, July 11, 2000.
- George, P.H. 1997. Health problems and diseases in turtles. Pages 363-385 *in* Lutz, P.L. and J.A. Musick (editors). *The Biology of Sea Turtles*. CRC Press. Boca Raton, Florida.
- Gerosa, G. and P. Casale. 1999. Interaction of marine turtles with fisheries in the Mediterranean. *Mediterranean Action Plan - UNEP, Regional Activity Center for Specially Protected Areas, Tunis Cedex*.
- Gilbert, P.M., D.M. Anderson, P. Gentien, E. Graneli, and K.G. Sellner. 2005. The global complex phenomena of harmful algal blooms. *Oceanography* 18(2):136-147.
- Glen, F. and N. Mrosovsky. 2004. Antigua revisited: the impact of climate change on sand and nest temperatures at a hawksbill turtle (*Eretmochelys imbricata*) nesting beach. *Global Change Biology* 10:2036-2045.
- Godfrey, M.H. and N. Mrosovsky. 1997. Estimating the time between hatching of sea turtles and their emergence from the nest. *Chelonian Conservation and Biology* 2(4):581-585.
- Godley, B.J., A.C. Broderick, S.E. Solomon, R. Tippet, and R. Malsom. 1996. Threats to marine turtles in northern Cyprus, eastern Mediterranean. Pages 100-104 *in* Keinath, J.A., D.E. Barnard, J.A. Musick, and B.A. Bell (compilers). *Proceedings of the Fifteenth Annual Symposium on the Biology and Conservation of Sea Turtles*. NOAA Technical Memorandum NMFS-SEFSC-387.
- Godley, B.J., A.C. Gücü, A.C. Broderick, R.W. Furness, and S.E. Soloman. 1998a. Interaction between marine turtles and artisanal fisheries in the eastern Mediterranean: a probable cause for concern? *Zoology in the Middle East* 16:49-64.

- Godley, B.J., R.W. Furness, and S.E. Solomon. 1998b. Patterns of mortality in marine turtles in the Eastern Mediterranean. Pages 59-62 in Byles, R. and Y. Fernandez (compilers). Proceedings of the Sixteenth Annual Symposium on Sea Turtle Biology and Conservation. NOAA Technical Memorandum NMFS-SEFSC-412.
- Godley, B.J., D.R. Thompson, and R.W. Furness. 1999. Do heavy metal concentrations pose a threat to marine turtles from the Mediterranean Sea? *Marine Pollution Bulletin* 38(6):497-502.
- Godley, B.J., A.C. Broderick, F. Glen, and G.C. Hays. 2003. Post-nesting movements and submergence patterns of loggerhead marine turtles in the Mediterranean assessed by satellite tracking. *Journal of Experimental Marine Biology and Ecology* 287:119-134.
- Gordon, D.C., P. Schwinghamer, T.W. Rowell, J. Prena, K. Gilkinson, W.P. Vass, and D.L. McKeown. 1998. Studies in eastern Canada on the impact of mobile fishing gear on benthic habitat and communities. Pages 63-67 in Dorsey, E.M., and J. Pederson (editors). *Effects of Fishing Gear on the Sea Floor of New England*. Conservation Law Foundation, Boston, Massachusetts.
- Gramentz, D. 1988. Involvement of loggerhead turtle with the plastic, metal, and hydrocarbon pollution in the central Mediterranean. *Marine Pollution Bulletin* 19(1):11-13.
- Gramentz, D. 1989. Marine turtles in the central Mediterranean Sea. *Centro* 1(4):41-56.
- Gurjão L.M., J.E. Pereira de Freitas, and D.S. Araújo. 2005. Observations of marine turtles during seismic surveys off Bahia, Northeastern Brazil. *Marine Turtle Newsletter* 108:8-9.
- Hailman, J.P. and A.M. Elowson. 1992. Ethogram of the nesting female loggerhead (*Caretta caretta*). *Herpetologica* 48:1-30.
- Hatase, H. and K. Tsukamoto. 2008. Smaller longer, larger shorter: energy budget calculations explain intrapopulation variation in remigration intervals for loggerhead sea turtles (*Caretta caretta*). *Canadian Journal of Zoology* 86(7):595-600.
- Hatase, H., M. Kinoshita, T. Bando, N. Kamezaki, K. Sato, Y. Matsuzawa, K. Goto, K. Omita, Y. Nakashima, H. Takeshita, and W. Sakamoto. 2002a. Population structure of loggerhead turtles, *Caretta caretta*, nesting in Japan: bottlenecks on the Pacific population. *Marine Biology* 141:299-305.
- Hatase, H., Y. Matsuzawa, W. Sakamoto, N. Baba, and I. Miyawaki. 2002b. Pelagic habitat use of an adult Japanese male loggerhead turtle *Caretta caretta* examined by the Argos satellite system. *Fisheries Science* 68:945-947.
- Hatase, H., N. Takai, Y. Matsuzawa, W. Sakamoto, K. Omita, K. Goto, N. Arai, and T. Fujiwara. 2002c. Size-related differences in feeding habitat use of adult female

- loggerhead turtles *Caretta caretta* around Japan determined by stable isotope analyses and satellite telemetry. *Marine Ecology Progress Series* 233:273-281.
- Hatase, H., Y. Matsuzawa, K. Sato, T. Bando, and K. Goto. 2004. Remigration and growth of loggerhead turtles (*Caretta caretta*) nesting on Senri Beach in Minabe, Japan: life-history polymorphism in a sea turtle population. *Marine Biology* 144:807-811.
- Hawkes, L.A., A.C. Broderick, M.H. Godfrey, and B.J. Godley. 2005. Status of nesting loggerhead turtles *Caretta caretta* at Bald Head Island (North Carolina, USA) after 24 years of intensive monitoring and conservation. *Oryx* 39(1):65-72.
- Hawkes, L.A., A.C. Broderick, M.S. Coyne, M.H. Godfrey, L.-F. Lopez-Jurado, P. Lopez-Suarez, S.E. Merino, N. Varo-Cruz, and B.J. Godley. 2006. Phenotypically linked dichotomy in sea turtle foraging requires multiple conservation approaches. *Current Biology* 16:990-995.
- Hawkes, L.A., A.C. Broderick, M.S. Coyne, M.H. Godfrey, and B.J. Godley. 2007a. Only some like it hot – quantifying the environmental niche of the loggerhead sea turtle. *Diversity and Distributions* 13:447-457.
- Hawkes, L.A., A.C. Broderick, M.H. Godfrey, and B.J. Godley. 2007b. Investigating the potential impacts of climate change on a marine turtle population. *Global Change Biology* 13:923-932.
- Hays, G.C. and J.M. Sutherland. 1991. Remigration and beach fidelity of loggerhead turtles nesting on the island of Cephalonia, Greece. *Journal of Herpetology* 25(2):232-233.
- Hedges, M.E. 2007. Development and application of a multistate model to the northern subpopulation of loggerhead sea turtles (*Caretta caretta*). Unpublished Master of Science thesis. Virginia Polytechnic Institute and State University, Blacksburg, Virginia. 144 pages.
- Hendrickson, J.R. 1958. The green sea turtle, *Chelonia mydas* (Linn.) in Malaya and Sarawak. *Proceedings of the Zoological Society of London* 130(4):455-535.
- Henwood, T.A. and W.E. Stuntz. 1987. Analysis of sea turtle captures and mortalities during commercial shrimp trawling. *Fishery Bulletin* 85(4):813-817.
- Heppell, S.S., L.B. Crowder, D.T. Crouse, S.P. Epperly, and N.B. Frazer. 2003. Population models for Atlantic loggerheads: past, present, and future. Pages 255-273 in Bolten, A.B. and B.E. Witherington (editors). *Loggerhead Sea Turtles*. Smithsonian Books, Washington D.C.
- Heppell, S.S., D.T. Crouse, L.B. Crowder, S.P. Epperly, W. Gabriel, T. Henwood, R. Marquez, and N.B. Thompson. 2005. A population model to estimate recovery time, population

- size, and management impacts on Kemp's ridley sea turtles. *Chelonian Conservation and Biology* 4(4):767-773.
- Herbst, L.H. and E.R. Jacobson. 1995. Diseases of marine turtles. Pages 593-596 in Bjorndal, K.A. (editor). *Biology and Conservation of Sea Turtles*, Revised Edition. Smithsonian Institution Press. Washington, D.C.
- Herren, R.M. 1999. The effect of beach nourishment on loggerhead (*Caretta caretta*) nesting and reproductive success at Sebastian Inlet, Florida. Unpublished Master of Science thesis. University of Central Florida, Orlando, Florida. 138 pages.
- Holmes, E.E. 2001. Estimating risks in declining populations with poor data. *Proceedings of the National Academy of Sciences* 98(9):5072-5077.
- Holmes, E.E., J.L. Sabo, S.V. Viscido, and W.F. Fagan. 2007. A statistical approach to quasi-extinction forecasting. *Ecology Letters* 10:1182-1198.
- Homer, B.L., A. Foley, K.J. Fick, M.C. Lores, A.E. Redlow, and E.R. Jacobson. 2000. Legions, pathogens and toxins identified in 13 stranded marine turtles in Florida. Pages 117-118 in Abreu-Grobois, F.A., R. Briseno-Duenas, R. Marquez, and L. Sarti (compilers). *Proceedings of the Eighteenth International Sea Turtle Symposium*. NOAA Technical Memorandum NMFS-SEFSC-436.
- Hopkins, S.R. and T.M. Murphy. 1980. Reproductive ecology of *Caretta caretta* in South Carolina. South Carolina Wildlife and Marine Resources Department Completion Report. 97 pages.
- Hosier, P.E., M. Kochhar, and V. Thayer. 1981. Off-road vehicle and pedestrian track effects on the sea-approach of hatchling loggerhead turtles. *Environmental Conservation* 8:158-161.
- Houghton, J.D.R. and G.C. Hays. 2001. Asynchronous emergence by loggerhead turtle (*Caretta caretta*) hatchlings. *Naturwissenschaften* 88:133-136.
- Hughes, A.L. and E.A. Caine. 1994. The effect of beach features on hatchling loggerhead sea turtles. Page 237 in *Proceedings of the Fourteenth Annual Symposium on Sea Turtle Biology and Conservation*, March 1-5, 1994, Hilton Head, South Carolina. National Oceanic and Atmospheric Administration, Technical Memorandum NMFS-SEFSC-351.
- Hughes, G.R. 1971. The marine turtles of Tongaland V. *Lammergeyer* 13:7-24.
- Hughes, G.R. 1974a. The sea turtles of south-east Africa. I. Status, morphology and distributions. South African Association for Marine Biological Research, Oceanographic Research Institute, Investigational Report No. 35. 144 pages.
- Hughes, G.R. 1974b. The sea turtles of south-east Africa. II. The biology of the Tongaland loggerhead turtle *Caretta caretta* L. with comments on the leatherback turtle *Dermochelys*

coriacea L. and the green turtle *Chelonia mydas* L. in the study region. South African Association for Marine Biological Research, Oceanographic Research Institute, Investigational Report No. 36. 96 pages.

- Hughes, G.R. 1982. Nesting cycles in sea turtles -- typical or atypical? Pages 81-89 *in* Bjorndal, K.A. (editor). *Biology and Conservation of Sea Turtles*. Smithsonian Institution Press, Washington, D.C.
- Hykle, D. 2002. The Convention on Migratory Species and other international instruments relevant to marine turtle conservation: pros and cons. *Journal of International Wildlife Law and Policy* 5:105-119.
- Ibe, A.C. 1996. The coastal zone and oceanic problems of Sub-Saharan Africa. *In* Benneh, G., W.B. Morgan, and J.I. Uitto (editors). *Sustaining the Future. Economic, Social, and Environmental Change in Sub-Saharan Africa*, United Nations. University Press: Tokyo.
- Intergovernmental Panel on Climate Change. 2007a. Summary for Policymakers. *In* Solomon, S., D. Quin, M. Manning, Z. Chen, M. Marquis, K.B. Averyt, M. Tignor and H.L. Miller (editors). *Climate Change 2007: The Physical Science Basis. Contribution of Working Group I to the Fourth Assessment Report of the Intergovernmental Panel on Climate Change*. Cambridge University Press, Cambridge, United Kingdom, and New York, New York, USA.
- Intergovernmental Panel on Climate Change. 2007b. Summary for Policymakers. *In* Solomon, S., D. Quin, M. Manning, Z. Chen, M. Marquis, K.B. Averyt, M. Tignor and H.L. Miller (editors). *Climate Change 2007: Climate Change Impacts, Adaptation, and Vulnerability. Contribution of Working Group II to the Fourth Assessment Report of the Intergovernmental Panel on Climate Change*. Cambridge University Press, Cambridge, United Kingdom, and New York, New York, USA.
- IUCN - The World Conservation Union. 1989a. Oman coastal zone management plan: Dhofar. Volume 1. Action plan. IUCN, Gland, Switzerland.
- IUCN - The World Conservation Union. 1989b. Oman coastal zone management plan: Dhofar. Volume 2. Resource atlas. IUCN, Gland, Switzerland.
- Jacobson, E.R., B.L. Homer, B.A. Stacy, E.C. Greiner, N.J. Szabo, C.L. Chrisman, F. Origgi, S. Coberley, A.M. Foley, J.H. Landsberg, L. Flewelling, R.Y. Ewing, R. Moretti, S. Schaf, C. Rose, D.R. Mader, G.R. Harman, C.A. Manire, N.S. Mettee, A.P. Mizisin, and G.D. Shelton. 2006. Neurological disease in wild loggerhead sea turtles *Caretta caretta*. *Diseases of Aquatic Organisms* 70:139-154.
- Jribi, I., M.N. Bradai, and A. Bouain. 2007. Impact of trawl fishery on marine turtles in the Gulf of Gabès, Tunisia. *Herpetological Journal* 17:110-114.

- Jribi, I., K. Echwikhi, M.N. Bradai, and A. Bouain. 2008. Incidental capture of sea turtles by longlines in the Gulf of Gabès (South Tunisia): a comparative study between bottom and surface longlines. *Scientia Marina* 72(2):337-342.
- Kaiser, M.J. 1998. Significance of bottom-fishing disturbance. *Conservation Biology* 12(6):1230-1235.
- Kamezaki, N., Y. Toji, and Y. Matsuzawa. 2002. Current status of Japanese loggerhead turtle nesting and beach environment. Sea Turtle Association of Japan, Osaka. 157 pages.
- Kamezaki, N., I. Miyakawa, H. Suganuma, K. Omuta, Y. Nakajima, K. Goto, K. Sato, Y. Matsuzawa, M. Samejima, M. Ishii, and T. Iwamoto. 1997. Post-nesting migration of Japanese loggerhead turtle, *Caretta caretta*. *Wildlife Conservation Japan* 3:29-39.
- Kamezaki, N., Y. Matsuzawa, O. Abe, H. Asakawa, T. Fujii, K. Goto, S. Hagino, M. Hayami, M. Ishii, T. Iwamoto, T. Kamata, H. Kato, J. Kodama, Y. Kondo, I. Miyawaki, K. Mizobuchi, Y. Nakamura, Y. Nakashima, H. Naruse, K. Omuta, M. Samejima, H. Suganuma, H. Takeshita, T. Tanaka, T. Toji, M. Uematsu, A. Yamamoto, T. Yamato, and I. Wakabayashi. 2003. Loggerhead turtles nesting in Japan. Pages 210-217 in Bolten, A.B. and B.E. Witherington (editors). *Loggerhead Sea Turtles*. Smithsonian Books, Washington D.C.
- Kapantagakis, A. and L. Lioudakis. 2006. Sea turtle by-catch in the Greek drifting long line fishery. Page 249 in Frick, M., A. Panagopoulou, A.F. Rees, and K. Williams (compilers). *Book of Abstracts of the Twenty-sixth Annual Symposium on Sea Turtle Biology and Conservation*. International Sea Turtle Society, Athens, Greece.
- Kapurusinghe, T. 2006. Status and conservation of marine turtles in Sri Lanka. Pages 173-187 in Shanker, K. and B.C. Choudhury (editors). *Marine Turtles of the Indian Subcontinent*. Universities Press, Hyderabad, India.
- Kar, C.S. and S. Bhaskar. 1982. Status of sea turtles in the eastern Indian Ocean. Pages 365-372 in Bjorndal, K.A. (editor). *Biology and Conservation of Sea Turtles*. Smithsonian Institution Press, Washington, D.C.
- Kelez, S., X. Velez-Zuazo, and C. Manrique. 2003. New evidence on the loggerhead sea turtle *Caretta caretta* (Linnaeus 1758) in Peru. *Ecologia Aplicada* 2:141-142.
- Kidston, W., K. Dwyer, A. Buhk, J. Waldock, and G. Anderson. 1992. Review of the operation and maintenance of shark meshing equipment in Queensland waters: report of the Committee of Inquiry. Queensland Department of Primary Industries, Brisbane, Australia.
- Kobayashi, D.R., J.J. Polovina, D.M. Parker, N. Kamezaki, I-J. Cheng, I. Uchida, P.H. Dutton, and G.H. Balazs. 2008. Pelagic habitat characterization of loggerhead sea turtles, *Caretta*

- caretta*, in the North Pacific Ocean (1997-2006): insights from satellite tag tracking and remotely sensed data. *Journal of Experimental Marine Biology and Ecology* 356:96-114.
- Koch, V., W.J. Nichols, H. Peckham, and V. de la Toba. 2006. Estimates of sea turtle mortality from poaching and bycatch in Bahía Magdalena, Baja California Sur, Mexico. *Biological Conservation* 128:327-334.
- Kopsida, H., D. Margaritoulis, and D. Dimopoulos. 2002. What marine turtle strandings can tell us. Pages 207-209 *in* Mosier, A., A. Foley, and B. Brost (compilers). *Proceedings of the Twentieth Annual Symposium on Sea Turtle Biology and Conservation*. NOAA Technical Memorandum NMFS-SEFC-477.
- Kotas, J.E., S. dos Santos, V.G. de Azevedo, B.M.G. Gallo, and P.C.R. Barata. 2004. Incidental capture of loggerhead (*Caretta caretta*) and leatherback (*Dermochelys coriacea*) sea turtles by the pelagic longline fishery off southern Brazil. *Fishery Bulletin* 10(2):393-399.
- Kudo, H., A. Murakami, and S. Watanabe. 2003. Effects of sand hardness and human beach use on emergence success of loggerhead sea turtles on Yakushima Island, Japan. *Chelonian Conservation and Biology* 4(3):695-696.
- LaCasella, E.L., P.H. Dutton, and S.P. Epperly. 2005. Genetic stock composition of loggerheads (*Caretta caretta*) encountered in the Atlantic northeast distant (NED) longline fishery using additional mtDNA analysis. Pages 302-303 *in* Frick M., A. Panagopoulou, A.F. Rees, and K. Williams (compilers). *Book of Abstracts of the Twenty-sixth Annual Symposium on Sea Turtle Biology and Conservation*. International Sea Turtle Society, Athens, Greece.
- Lamboeuf, M. 1997. Eastern Central Atlantic. *In* *Review of the State of the World Fishery Resources: Marine Fisheries*. FAO Fisheries Circular No. 920, Rome. 173 pages.
- Lande, R. and S.H. Orzack. 1988. Extinction dynamics of age-structured populations in a fluctuating environment. *Proceedings of the National Academy of Sciences of the United States of America* 85(19):7418-7421.
- Laporta, M. and G. Lopez. 2003. Loggerhead sea turtle tagged in Brazil caught by a trawler in waters of the common Argentinian-Uruguayan fishing area. *Marine Turtle Newsletter* 102:14.
- Laurent, L. 1990. Les tortues marines en Algérie et au Maroc (Méditerranée). *Bulletin de la Société Herpetologique de France* 55:1-23.
- Laurent, L. 1991. Les tortues marines des cotes francaises mediterraneennes continentales. *Faune de Provence (C.E.E.P.)* 12:76-90.

- Laurent, L. and J. Lescure. 1994. L'hivernage des tortues caouannes *Caretta caretta* dans le sud Tunisien. *Revue d' Ecologie (Terre et Vie)* 49:63-85.
- Laurent, L., J. Lescure, L. Excoffier, B. Bowen, M. Domingo, M. Hadjichristophorou, L. Kornaraki, and G. Trabuchet. 1993. Genetic studies of relationships between Mediterranean and Atlantic populations of loggerhead turtle *Caretta caretta* with a mitochondrial marker. *Comptes Rendus de l'Academie des Sciences (Paris), Sciences de la Vie/Life Sciences* 316:1233-1239.
- Laurent, L., M.N. Bradai, D.A. Hadoud, and H.M. El Gomati. 1995. Marine turtle nesting activity assessment on Libyan coasts. Phase I. Survey of the coasts between the Egyptian border and Sirte. RAC/SPA (UNEP), Tunis.
- Laurent, L., E.M. Abd El-Mawla, M.N. Bradai, F. Demirayak, and A. Oruç. 1996. Reducing sea turtle mortality induced by Mediterranean fisheries: Trawling activity in Egypt, Tunisia, and Turkey. WWF International Mediterranean Programme Report on WWF Project 9E0103, Rome, Italy.
- Laurent, L., M.N. Bradai, D.A. Hadoud, and H.M. El Gomati. 1997. Assessment of sea turtle nesting activity in Libya. *Marine Turtle Newsletter* 76:2-6.
- Laurent, L., P. Casale, M.N. Bradai, B.J. Godley, G. Gerosa, A.C. Broderick, W. Schroth, B. Schierwater, A.M. Levy, D. Freggi, E.M. Abd El-Mawla, D.A. Hadoud, H.E. Gomati, M. Domingo, M. Hadjichristophorou, L. Kornaraki, F. Demirayak, and Ch. Gautier. 1998. Molecular resolution of marine turtle stock composition in fishery by-catch: a case study in the Mediterranean. *Molecular Ecology* 7:1529-1542.
- Laurent, L., M.N. Bradai, D.H. Hadoud, H.M. El Gomati, and A.A. Hamza. 1999. Marine turtle nesting activity assessment on Libyan coasts. Phase 3. Survey of the coast to the west of Misratah. RAC/SPA (UNEP), Tunis.
- Laurent, L., J.A. Camiñas, P. Casale, M. Deflorio, G. De Metrio, A. Kapantagakis, D. Margaritoulis, C.-Y. Politou, and J. Valeiras. 2001. Assessing marine turtle bycatch in European drifting longline and trawl fisheries for identifying fishing regulations. Project-EC-DG Fisheries 98-008. Joint project of BIOinsight, IEO, IMBC, STPS and University of Bari. Villeurbanne, France. 267 pages.
- Lazar, B. and N. Tvrkovic. 1995. Marine turtles in the eastern part of the Adriatic Sea: preliminary research. *Natura Croatica* 4(1):59-74.
- Lazar, B., D. Margaritoulis, and N. Tvrkovic. 2000. Migrations of the loggerhead sea turtle (*Caretta caretta*) into the Adriatic Sea. Pages 101-102 in Abreu-Grobois, F.A., R. Briseño Dueñas, R. Márquez-Millán, and L. Sarti-Martínez (compilers). Proceedings of the Eighteenth International Sea Turtle Symposium. NOAA Technical Memorandum NMFS-SEFSC-436.

- Lazar, B., D. Margaritoulis, and N. Tvrtković. 2004. Tag recoveries of the loggerhead sea turtle *Caretta caretta* in the eastern Adriatic Sea: implications for conservation. *Journal of the Marine Biological Association of the United Kingdom* 84:475-480.
- Lazou, A.P. and A.F. Rees. 2006. Factors influencing insect infestation of loggerhead (*Caretta caretta*) sea turtle nests on Zakynthos, Greece. Page 195 in Frick M., A. Panagopoulou, A.F. Rees, and K. Williams (compilers). *Book of Abstracts of the Twenty-sixth Annual Symposium on Sea Turtle Biology and Conservation*. International Sea Turtle Society, Athens, Greece.
- Lee Long, W.J., R.G. Coles, and L.J. McKenzie. 2000. Issues for seagrass conservation management in Queensland. *Pacific Conservation Biology* 5:321-328.
- LeRoux, R.A. and P.H. Dutton. 2006. Genetic stock determination of marine turtle by-catch from the California-based pelagic longline fishery and California/Oregon drift gillnet fishery. Page 253 in Frick M., A. Panagopoulou, A.F. Rees, and K. Williams (compilers). *Book of Abstracts of the Twenty-sixth Annual Symposium on Sea Turtle Biology and Conservation*. International Sea Turtle Society, Athens, Greece.
- LeRoux, R.A., V.L. Pease, E.L. LaCasella, A. Frey, and P.H. Dutton. 2008. Longer mtDNA sequences uncover additional genetic variation among North Pacific loggerheads. Pages 129-130 in Rees, A.F., M. Frick, A. Panagopoulou, and K. Williams (compilers). *Proceedings of the Twenty-seventh Annual Symposium on Sea Turtle Biology and Conservation*. NOAA Technical Memorandum NMFS-SEFSC-569.
- Levy, Y. 2003. Status of marine turtles and conservation efforts along the Israeli coastline. Page 149 in Seminoff, J.A. (compiler). *Proceedings of the Twenty-second Annual Symposium on Sea Turtle Biology and Conservation*. NOAA Technical Memorandum NMFS-SEFSC-503.
- Lewison, R.L., S.A. Freeman, and L.B. Crowder. 2004. Quantifying the effects of fisheries on threatened species: the impact of pelagic longlines on loggerhead and leatherback sea turtles. *Ecology Letters* 7:221-231.
- Limpus, C.J. 1971. Sea turtle ocean finding behaviour. *Search* 2(10):385-387.
- Limpus, C.J. 1985. A study of the loggerhead turtle, *Caretta caretta*, in eastern Australia. Ph.D. Thesis, University of Queensland, Brisbane, Australia. 212 pages.
- Limpus, C.J. 2009. A biological review of Australian marine turtles. 1. Loggerhead turtle *Caretta caretta* (Linnaeus). Queensland Environmental Protection Agency report.
- Limpus, C.J. and D.J. Limpus. 2003a. Biology of the loggerhead turtle in Western South Pacific Ocean foraging areas. Pages 93-113 in Bolten, A.B. and B.E. Witherington (editors). *Loggerhead Sea Turtles*. Smithsonian Books, Washington D.C.

- Limpus, C.J. and D.J. Limpus. 2003b. Loggerhead turtles in the equatorial and southern Pacific Ocean: a species in decline. Pages 199-209 in Bolten, A.B. and B.E. Witherington (editors). *Loggerhead Sea Turtles*. Smithsonian Books, Washington D.C.
- Limpus, C.J. and N.C. McLachlan. 1979. Observations on the leatherback turtle, *Dermochelys coriacea* (L.), in Australia. *Australian Wildlife Research* 6(1):105-116.
- Limpus, C. and D. Reimer. 1994. The loggerhead turtle, *Caretta caretta*, in Queensland: A population in decline. Pages 39-59 in James, R. (compiler). *Proceedings of the Australian Marine Turtle Conservation Workshop*. QDEH and ANCA, Canberra.
- Limpus, C.J., P. Reed, and J.D. Miller. 1983. Islands and turtles: the influence of choice of nesting beach on sex ratio. Pages 397-402 in Baker, J.T., R.M. Carter, P.W. Sammarco, and K.P. Stark (editors). *Proceedings of the Inaugural Great Barrier Reef Conference*, James Cook University Press, Townsville, Queensland, Australia.
- Limpus, C.J., P.J. Couper, and M.A. Read. 1994. The loggerhead turtle, *Caretta caretta*, in Queensland: Population structure in a warm temperate feeding area. *Memoirs of the Queensland Museum* 37(1):195-204.
- Limpus, C.J., M. Boyle, and T. Sunderland. 2006. New Caledonian loggerhead turtle population assessment: 2005 pilot study. Pages 77-92 in Kinan, I. (compiler). *Proceedings of the Second Western Pacific Sea Turtle Cooperative Research & Management Workshop. Volume II: North Pacific Loggerhead Sea Turtles*. Western Pacific Regional Fishery Management Council, Honolulu, Hawaii.
- Lohmann, K.J. and C.M.F. Lohmann. 2003. Orientation mechanisms of hatchling loggerheads. Pages 44-62 in Bolten, A.B. and B.E. Witherington (editors). *Loggerhead Sea Turtles*. Smithsonian Books, Washington D.C.
- Long, K.J. and B.A. Schroeder (editors). 2004. *Proceedings of the International Technical Expert Workshop on Marine Turtle Bycatch in Longline Fisheries*. U.S. Department of Commerce, NOAA Technical Memorandum NMFS-F/OPR-26. 189 pages.
- López-Jurado, L.F. 2007. Historical review of the archipelagos of Macaronesia and the marine turtles. Pages 51-76 in López-Jurado, L.F. and A.L. Loza (editors). *Marine Turtles: Recovery of Extinct Populations*. Monografía del Instituto Canario de Ciencias Marinas No 5.
- López-Jurado, L.F., I. Cabrera, D. Cejudo, C. Évora, and P. Alfama. 2000. Distribution of marine turtles in the Archipelago of Cape Verde, Western Africa. Pages 245-247 in Kalb, H.J. and T. Wibbels (compilers). *Proceedings of the Nineteenth Annual Symposium on Sea Turtle Biology and Conservation*. NOAA Technical Memorandum NMFS-SEFSC-443.

- López-Jurado, L.F., N. Varo-Cruz, and P. López-Suárez. 2003. Incidental capture of loggerhead turtles (*Caretta caretta*) on Boa Vista (Cape Verde Islands). *Marine Turtle Newsletter* 101:14-16.
- Loureiro, N.S. 2008. Sea turtles in Santiago Island, Cape Verde. *Marine Turtle Newsletter* 120:6-8.
- Luschi, P., J.R.E. Lutjeharms, R. Lambardi, R. Mencacci, G.R. Hughes, and G.C. Hays. 2006. A review of migratory behaviour of sea turtles off southeastern Africa. *South African Journal of Science* 102:51-58.
- Lutcavage, M.E., P.L. Lutz, G.D. Bossart, and D.M. Hudson. 1995. Physiologic and clinicopathologic effects of crude oil on loggerhead sea turtles. *Archives of Environmental Contamination and Toxicology* 28:417-422.
- Lutcavage, M.E., P. Plotkin, B. Witherington, and P.L. Lutz. 1997. Human impacts on sea turtle survival. Pages 387-409 *in* Lutz, P.L. and J.A. Musick (editors). *The Biology of Sea Turtles*. CRC Press. Boca Raton, Florida.
- Lutter, S. 2005. EU bans Canary and Azores bottom trawling to save coral reefs. *World Wildlife Fund News Archive*, September 22, 2005.
- Lutz, P.L. and M. Lutcavage. 1989. The effects of petroleum on sea turtles: applicability to Kemp's ridley. Pages 52-54 *in* Caillouet, C.W., Jr., and A.M. Landry, Jr. (compilers). *Proceedings of the First International Symposium on Kemp's Ridley Sea Turtle Biology, Conservation and Management*. TAMU-SG-89-105.
- Mager, A.M., Jr. 1985. Five-year status reviews of sea turtles listed under the Endangered Species Act of 1973. U.S. Department of Commerce, National Oceanic and Atmospheric Administration, National Marine Fisheries Service, St. Petersburg, Florida. 90 pages.
- Maigret, J. 1983. Répartition des tortues de mer sur les côtes ouest africaines. *Bulletin de la Société Herpétologique de France* 28:22-34.
- Mann, T.M. 1977. Impact of developed coastline on nesting and hatchling sea turtles in southeastern Florida. Unpublished Master of Science thesis. Florida Atlantic University, Boca Raton, Florida. 100 pages.
- Mansfield, K.L. 2006. Sources of mortality, movements and behavior of sea turtles in Virginia. Unpublished Ph.D. dissertation. Virginia Institute of Marine Science, Gloucester Point, Virginia. 343 pages.
- Mansfield, K.L., E.E. Seney, M.A. Fagan, J.A. Musick, K.L. Frisch, and A.E. Knowles. 2002. An evaluation of interactions between sea turtles and poundnet leaders in the Chesapeake Bay, Virginia. Virginia Institute of Marine Science Final Report submitted to the National Marine Fisheries Service Fisheries Science Center/Northeast Region. Contract #

EA1330-02-SE-0075. Virginia Institute of Marine Science, Gloucester Point, Virginia.
118 pages.

Marco, A., O. López, E. Abella, N. Varo, S. Martins, P. Gaona, P. Sanz, and L.F. López-Jurado. In press. Massive capture of nesting females is severely threatening the Caboverdian loggerhead population. *In* Proceedings of the Twenty-eighth Annual Symposium on Sea Turtle Biology and Conservation. NOAA Technical Memorandum.

Marcovaldi, M.A. and M. Chaloupka. 2007. Conservation status of the loggerhead sea turtle in Brazil: an encouraging outlook. *Endangered Species Research* 3(2):133-143.

Marcovaldi, M.A. and A. Laurent. 1996. A six season study of marine turtle nesting at Praia do Forte, Bahia, Brazil, with implications for conservation and management. *Chelonian Conservation and Biology* 2(1):55-59.

Marcovaldi, M.A. and G.G. Marcovaldi. 1999. Marine turtles of Brazil: the history and structure of Projeto TAMAR-IBAMA. *Biological Conservation* 91:35-41.

Marcovaldi, M.A., M.H. Godfrey, and N. Mrosovsky. 1997. Estimating sex ratios of loggerhead turtles in Brazil from pivotal incubation durations. *Canadian Journal of Zoology* 75:755-770.

Marcovaldi, M.A., A.C.C.D. da Silva, B.M.G. Gallo, C. Baptistotte, E.P. Lima, C. Bellini, E.H.S.M. Lima, J.C. de Castilhos, J.C.A. Thome, L.M. de P. Moreira, and T.M. Sanches. 2000. Recaptures of tagged turtles from nesting and feeding grounds protected by Projeto TAMAR-IBAMA, Brasil. Pages 164-166 *in* Kalb, H.J. and T. Wibbels (compilers). Proceedings of the Nineteenth Annual Symposium on Sea Turtle Biology and Conservation. NOAA Technical Memorandum NMFS-SEFSC-443.

Marcovaldi, M.A., C. Bellini, J.C. de Castilhos, A.C.C. Dias da Silva, B.M.G. Gallo, C. Baptistotte, E.H.S.M. Lima, E.P. Lima, T.M. Sanches, J. Thome, and V.J.A. Patiri. 2002. Educational campaign to reduce the impact of artificial light on sea turtle nesting beaches in Brazil. Pages 358-360 *in* Mosier, A., A. Foley, and B. Brost (compilers). Proceedings of the Twentieth Annual Symposium on Sea Turtle Biology and Conservation. NOAA Technical Memorandum NMFS-SEFC-477.

Marcovaldi, M.A., V. Patiri, and J.C. Thomé. 2005. Projeto TAMAR-IBAMA: Twenty-five years protecting Brazilian sea turtles through a community-based conservation programme. *Maritime Studies* 3(2)-4(1):39-62.

Marcovaldi, M.A., G. Sales, J.C.A. Thomé, A.C.C. Dias da Silva, B.M.G. Gallo, E.H.S.M. Lima, E.P. Lima, and C. Bellini. 2006. Sea turtles and fishery interactions in Brazil: identifying and mitigating potential conflicts. *Marine Turtle Newsletter* 112:4-8.

- Margaritoulis, D. 1982. Observations on loggerhead sea turtle *Caretta caretta* activity during three nesting seasons (1977-1979) in Zakynthos, Greece. *Biological Conservation* 24:193-204.
- Margaritoulis, D. 1983. The inter-nesting interval of Zakynthos loggerheads. Pages 135-144 in Margaris, N.S., M. Arianoutsou-Faraggitaki, and R.J. Reiter (editors). *Adaptations to Terrestrial Environments*. Plenum Press, New York.
- Margaritoulis, D. 1987. Nesting activity and factors affecting breeding of the loggerhead sea turtle *Caretta caretta* (L.) in Greece. Final report to the EEC on project ENV-790-GR. Ministry of the Environment, Athens, Greece.
- Margaritoulis, D. 1988. Post-nesting movements of loggerhead sea turtles tagged in Greece. *Rapports et Procès-verbaux des réunions de la Commission Internationale pour l'Exploration Scientifique de la Mer Méditerranée* 31(2):284.
- Margaritoulis, D. 1998. On the island of Crete: A new nesting area of the loggerhead turtle in the Mediterranean. Pages 98-100 in Byles, R. and Y. Fernandez (compilers). *Proceedings of the Sixteenth Annual Symposium on Sea Turtle Biology and Conservation*. NOAA Technical Memorandum NMFS-SEFSC-412.
- Margaritoulis, D. 2005. Nesting activity and reproductive output of loggerhead sea turtles, *Caretta caretta*, over 19 seasons (1984-2002) at Laganas Bay, Zakynthos, Greece: the largest rookery in the Mediterranean. *Chelonian Conservation and Biology* 4(4):916-929.
- Margaritoulis, D. 2007. Status update of marine turtles in the Mediterranean. Pages 78-04 in *Marine Turtles: Recovery of Extinct Populations*. Instituto Canario Ciencias Marinas.
- Margaritoulis, D., M. Dretakis, and A. Kotitsas. 1995. Discovering new nesting areas of *Caretta caretta* in Greece. Pages 214-217 in Richardson, J.I. and T.H. Richardson (compilers). *Proceedings of the Twelfth Annual Workshop on Sea Turtle Biology and Conservation*. NOAA Technical Memorandum NMFS-SEFSC-361.
- Margaritoulis, D., D. Karavellas, and C. Irvine. 1996. Predation of adult loggerheads by Mediterranean monk seals. Pages 193-196 in Keinath, J.A., D.E. Barnard, J.A. Musick, and B.A. Bell (compilers). *Proceedings of the Fifteenth Annual Symposium on the Biology and Conservation of Sea Turtles*. NOAA Technical Memorandum NMFS-SEFSC-387.
- Margaritoulis, D., R. Argano, I. Baran, F. Bentivegna, M.N. Bradai, J.A. Camiñas, P. Casale, G. De Metrio, A. Demetropoulos, G. Gerosa, B.J. Godley, D.A. Haddoud, J. Houghton, L. Laurent, and B. Lazar. 2003. Loggerhead turtles in the Mediterranean Sea: present knowledge and conservation perspectives. Pages 175-198 in Bolten, A.B. and B.E. Witherington (editors). *Loggerhead Sea Turtles*. Smithsonian Books, Washington D.C.

- Margaritoulis, D., C. Dean, and A. Koutsodendris. 2007. Monitoring and public awareness work at the sea turtle nesting habitat of Laganas Bay, Zakynthos Island, Greece, during 2006. Unpublished report of ARCHELON, the Sea Turtle Protection Society of Greece. 52 pages.
- Margaritoulis D., A. Panagopoulou, and A.F. Rees. 2009. Loggerhead nesting in Rethymno, Island of Crete, Greece: fifteen-year nesting data (1990-2004) indicate a declining population. Pages 116-199 *in* Demetropoulos, A. and O. Türkozan (editors). Proceedings of the Second Mediterranean Conference on Marine Turtles. Barcelona Convention – Bern Convention – Bonn Convention (CMS). 188 pages. PDF Version.
- Marquez M., R. 1990. Sea turtles of the world. An annotated and illustrated catalogue of sea turtle species known to date. FAO Species Catalogue, FAO Fisheries Synopsis No. 125, Volume 11. 81 pages.
- Matsuzawa, Y. 2006. Nesting beach management of eggs and pre-emergent hatchlings of north Pacific loggerhead sea turtles in Japan. Pages 13-22 *in* Kinan, I. (compiler). Proceedings of the Second Western Pacific Sea Turtle Cooperative Research & Management Workshop. Volume II: North Pacific Loggerhead Sea Turtles. Western Pacific Regional Fishery Management Council, Honolulu, Hawaii.
- Mayol, J. and M. Castelló Mas. 1983. Contribución al conocimiento de la tortuga boba en las Baleares. Ministerio de Agricultura, Pesca y Alimentación. Palma de Mallorca, ICONA.
- McCauley, S.J. and K.A. Bjorndal. 1999. Conservation implications of dietary dilution from debris ingestion: sublethal effects in post-hatchling loggerhead sea turtles. *Conservation Biology* 13(4):925-929.
- McClellan, C.M. and A.J. Read. 2007. Complexity and variation in loggerhead sea turtle life history. *Biology Letters* 3:592-594.
- McGehee, M.A. 1990. Effects of moisture on eggs and hatchlings of loggerhead sea turtles (*Caretta caretta*). *Herpetologica* 46(3):251-258.
- McGowan, A., L.V. Rowe, A.C. Broderick, and B.J. Godley. 2001. Nest factors predisposing loggerhead sea turtle (*Caretta caretta*) clutches to infestation by dipteran larvae on northern Cyprus. *Copeia* 2001(3):808-812.
- Mckenzie, C., B.J. Godley, R.W. Furness, and D.E. Wells. 1999. Concentrations and patterns of organochlorine contaminants in marine turtles from Mediterranean and Atlantic waters. *Marine Environmental Research* 47:117-135.
- McTaggart-Cowan, R., L.F. Bosart, C.A. Davis, E.H. Atallah, J.R. Gyakum, and K.A. Emanuel. 2006. Analysis of Hurricane Catarina (2004). *Monthly Weather Review* 134:3029-3053.

- Meylan, A.B. 1982. Sea turtle migration – evidence from tag returns. Pages 91-100 *in* Bjorndal, K.A. (editor). *Biology and Conservation of Sea Turtles*. Smithsonian Institution Press, Washington, D.C.
- Meylan, A.B., K.A. Bjorndal, and B.J. Turner. 1983. Sea turtle nesting at Melbourne Beach, Florida, II. Post-nesting movements of *Caretta caretta*. *Biological Conservation* 26:79-90.
- Miller, J.D. 1997. Reproduction in sea turtles. Pages 51-81 *in* Lutz, P.L. and J.A. Musick (editors). *The Biology of Sea Turtles*. CRC Press. Boca Raton, Florida.
- Miller, J.D., C.J. Limpus, and M.H. Godfrey. 2003. Nest site selection, oviposition, eggs, development, hatching, and emergence of loggerhead turtles. Pages 125-143 *in* Bolten, A.B. and B.E. Witherington (editors). *Loggerhead Sea Turtles*. Smithsonian Books, Washington D.C.
- Milton, S.L. and P.L. Lutz. 2003. Physiological and genetic responses to environmental stress. Pages 163-197 *in* Lutz, P.L., J.A. Musick, and J. Wyneken (editors). *The Biology of Sea Turtles, Volume II*. CRC Press. Boca Raton, Florida.
- Milton, S.L., A.A. Schulman, and P.L. Lutz. 1997. The effect of beach nourishment with aragonite versus silicate sand on beach temperature and loggerhead sea turtle nesting success. *Journal of Coastal Research* 13(3):904-915.
- Milton, S., P. Lutz, and G. Shigenaka. 2003. Chapter 4: oil toxicity and impacts on sea turtles. Pages 35-47 *in* Shigenaka, G. (editor). *Oil and Sea Turtles: Biology, Planning, and Response*. National Oceanic Atmospheric Administration, NOAA's National Ocean Service, Office of Response and Restoration.
- Minerals Management Service. 2000. Gulf of Mexico deepwater operations and activities - environmental assessment. Minerals Management Service Publication MMS 2000-001.
- Moita, M.T., L. Sobrinho-Gonçalves, P.B. Oliveira, S. Palma, and M. Falcão. 2006. A bloom of *Dinophysis acuta* in a thin layer off North-West Portugal. *African Journal of Marine Science* 28(2):265-269.
- Monzón-Argüello, C., A. Marco., C. Rico, C. Carreras, P. Calabuig, and L.F. López-Jurado. 2006. Transatlantic migration of juvenile loggerhead turtles (*Caretta caretta*): magnetic latitudinal influence. Page 106 *in* Frick M., A. Panagopoulou, A.F. Rees, and K. Williams (compilers). *Book of Abstracts of the Twenty-sixth Annual Symposium on Sea Turtle Biology and Conservation*. International Sea Turtle Society, Athens, Greece.
- Moran, K.L., K.A. Bjorndal, and A.B. Bolten. 1999. Effects of the thermal environment on the temporal pattern of emergence of hatchling loggerhead turtles *Caretta caretta*. *Marine Ecology Progress Series* 189:251-261.

- Morreale, S.J. and E.A. Standora. 1998. Early life stage ecology of sea turtles in northeastern U.S. waters. NOAA Technical Memorandum NMFS-SEFSC-413. 49 pages.
- Morreale, S.J. and E.A. Standora. 2005. Western North Atlantic waters: crucial developmental habitat for Kemp's ridley and loggerhead sea turtles. *Chelonian Conservation and Biology* 4:872-882.
- Morreale, S.J., A.B. Meylan, S.S. Sadove, and E.A. Standora. 1992. Annual occurrence and winter mortality of marine turtles in New York waters. *Journal of Herpetology* 26:301.
- Morris, W.F. and D.F. Doak. 2002. Quantitative conservation biology: theory and practice of population viability analysis. Sinauer Associates, Inc., Sunderland, Massachusetts.
- Mosier, A. 1998. The impact of coastal armoring structures on sea turtle nesting behavior at three beaches on the East Coast of Florida. Unpublished Master of Science thesis. University of South Florida, Tampa, Florida. 112 pages.
- Mosier, A.E. and B.E. Witherington. 2002. Documented effects of coastal armoring structures on sea turtle nesting behavior. Pages 304-306 *in* Mosier, A., A. Foley, and B. Brost (compilers). Proceedings of the Twentieth Annual Symposium on Sea Turtle Biology and Conservation. NOAA Technical Memorandum NMFS-SEFC-477.
- Mrosovsky, N. 1968. Nocturnal emergence of hatchling sea turtles: control by thermal inhibition of activity. *Nature* 220(5174):1338-1339.
- Mrosovsky, N. 1980. Thermal biology of sea turtles. *American Zoologist* 20:531-547.
- Mrosovsky, N. 1988. Pivotal temperatures for loggerhead turtles from northern and southern nesting beaches. *Canadian Journal of Zoology* 66:661-669.
- Mrosovsky, N. 1994. Sex ratios of sea turtles. *Journal of Experimental Zoology* 270(1):16-27.
- Mrosovsky, N. and J. Provancha. 1992. Sex ratio of hatchling loggerhead sea turtles: data and estimates from a 5-year study. *Canadian Journal of Zoology* 70:530-538.
- Mrosovsky, N. and C.L. Yntema. 1980. Temperature dependence of sexual differentiation in sea turtles: implications for conservation practices. *Biological Conservation* 18:271-280.
- Mrosovsky, N., C. Lavin, and M.H. Godfrey. 1995. Thermal effects of condominiums on a turtle beach in Florida. *Biological Conservation* 74:151-156.
- Murray, K.T. 2004. Bycatch of sea turtles in the mid-Atlantic sea scallop (*Placopecten magellanicus*) dredge fishery during 2003. NMFS Northeast Fisheries Science Center Reference Document 04-11.

- Murray, K.T. 2005. Total bycatch estimate of loggerhead turtles (*Caretta caretta*) in the 2004 Atlantic sea scallop (*Placopecten magellanicus*) dredge fishery. NMFS Northeast Fisheries Science Center Reference Document 05-12.
- Murray, K.T. 2006. Estimated average annual bycatch of loggerhead sea turtles (*Caretta caretta*) in U.S. Mid-Atlantic bottom otter trawl gear, 1996-2004. NMFS Northeast Fisheries Science Center Reference Document 06-19.
- Murray, K.T. 2007. Estimated bycatch of loggerhead sea turtles (*Caretta caretta*) in U.S. mid-Atlantic scallop trawl gear, 2004-2005, and in scallop dredge gear, 2005. NMFS Northeast Science Center Reference Document 07-04.
- Musick, J.A. and C.J. Limpus. 1997. Habitat utilization and migration in juvenile sea turtles. Pages 137-163 in Lutz, P.L. and J.A. Musick (editors). *The Biology of Sea Turtles*. CRC Press. Boca Raton, Florida.
- Nada, M.A. 2001. Observations on the trade in sea turtles at the fish market of Alexandria, Egypt. *Zoology in the Middle East* 24:109-118.
- Nada, M. and P. Casale. 2008. Marine turtles in the Mediterranean Egypt: threats and conservation priorities. World Wildlife Fund, Rome, Italy. 39 pages.
- Naito, Y., W. Sakamoto, I. Uchida, K. Kureha, and T. Ebisawa. 1990. Estimation of migration route of the loggerhead turtle *Caretta caretta* around the nesting ground. *Nippon Suisan Gakkaishi* 56(2):255-262.
- Naro-Maciel, E., N. Mrosovsky, and M.A. Marcovaldi. 1999. Thermal profiles of sea turtle hatcheries and nesting areas at Praia do Forte, Brazil. *Chelonian Conservation and Biology* 3(3):407-413.
- National Marine Fisheries Service. 2000. Section 7 consultation on authorization to take listed marine mammals incidental to commercial fishing operations under Section 101(a)(5)(E) of the Marine Mammal Protection Act for the California/Oregon Drift Gillnet Fishery.
- National Marine Fisheries Service. 2001. Stock assessments of loggerhead and leatherback sea turtles and an assessment of the impact of the pelagic longline fishery on the loggerhead and leatherback sea turtles of the Western North Atlantic. U.S. Department of Commerce, NOAA Technical Memorandum NMFS-SEFSC-455.
- National Marine Fisheries Service. 2003. Endangered and threatened wildlife; sea turtle conservation requirements. *Federal Register* 68(35):8456-8471, February 21, 2003.
- National Marine Fisheries Service. 2007. Listing endangered and threatened wildlife and designating critical habitat; 90-day finding for a petition to reclassify the loggerhead turtle in the North Pacific Ocean as a distinct population segment with endangered status and to designate critical habitat. *Federal Register* 72(221):64585-64587, November 16, 2007.

- National Marine Fisheries Service. 2008. Listing endangered and threatened wildlife and designating critical habitat; 90-day finding for a petition to reclassify the loggerhead turtle in the western North Atlantic Ocean. Federal Register 73(44):11849-11851, March 5, 2008.
- National Marine Fisheries Service and U.S. Fish and Wildlife Service. 1998. Recovery plan for U.S. Pacific populations of the loggerhead turtle (*Caretta caretta*). National Marine Fisheries Service, Silver Spring, Maryland. 59 pages.
- National Marine Fisheries Service and U.S. Fish and Wildlife Service. 2002. Listing Endangered and Threatened Wildlife and Designating Critical Habitat; 90-day finding for a petition to reclassify the northern and Florida Panhandle subpopulations of the loggerhead as distinct population segments with endangered status and to designate critical habitat. Federal Register 67(107):38459-38461, June 4, 2002.
- National Marine Fisheries Service and U.S. Fish and Wildlife Service. 2007. Loggerhead sea turtle (*Caretta caretta*) 5-year review: summary and evaluation. 65 pages.
- National Marine Fisheries Service and U.S. Fish and Wildlife Service. 2008. Recovery Plan for the Northwest Atlantic Population of the Loggerhead Sea Turtle (*Caretta caretta*), Second Revision. National Marine Fisheries Service, Silver Spring, Maryland.
- National Research Council. 1990. Decline of the Sea Turtles: Causes and Prevention. National Academy Press, Washington, D.C. 259 pages.
- National Research Council. 1994. Improving the Management of U.S. Marine Fisheries. National Academy Press, Washington, D.C. 62 pages.
- National Research Council. 2002. Effects of Trawling and Dredging on Seafloor Habitat. National Academy Press, Washington, D.C. 136 pages.
- Nelson, D.A., K. Mauck, and J. Fletemeyer. 1987. Physical effects of beach nourishment on sea turtle nesting, Delray Beach, Florida. Technical Report EL-87-15, U.S. Army Corps of Engineers Waterways Experiment Station, Vicksburg, Mississippi. 56 pages + appendix.
- Newbury, N., M. Khalil, and L. Venizelos. 2002. Population status and conservation of marine turtles at El-Mansouri, Lebanon. Zoology in the Middle East 27:47-60.
- Nichols, W.J. 2003. Biology and conservation of sea turtles of Baja California, Mexico. Unpublished Ph.D. Dissertation, University of Arizona, Tucson. 546 pages.
- Nichols, W.J., A. Resendiz, J.A. Seminoff, and B. Resendiz. 2000. Transpacific migration of a loggerhead turtle monitored by satellite telemetry. Bulletin of Marine Science 67(3):937-947.

- Nielsen, J.T., F.A. Abreu-Grobois, A. Arenas, and M.S. Gaines. In press. Increased genetic variation uncovered in loggerhead turtles from Quintana Roo, Mexico and St. George Island, Florida. *In Proceedings of the Twenty-ninth Annual Symposium on Sea Turtle Biology and Conservation*. NOAA Technical Memorandum.
- Nishemura, W. and S. Nakahigashi. 1990. Incidental capture of sea turtles by Japanese research and training vessels: results of a questionnaire. *Marine Turtle Newsletter* 51:1-4.
- Ohmura, K. 2006. The sea turtle situation of Yakushima Island. Pages 23-26 *in* Kinan, I. (compiler). *Proceedings of the Second Western Pacific Sea Turtle Cooperative Research & Management Workshop. Volume II: North Pacific Loggerhead Sea Turtles*. Western Pacific Regional Fishery Management Council, Honolulu, Hawaii.
- Orós, J., A. Torrent, P. Calabuig, and S. Déniz. 2005. Diseases and causes of mortality among sea turtles stranded in the Canary Islands, Spain (1998-2001). *Diseases of Aquatic Organisms* 63:13-24.
- Orós, J., O.M. González-Díaz, and P. Monagas. 2009. High levels of polychlorinated biphenyls in tissues of Atlantic turtles stranded in the Canary Islands, Spain. *Chemosphere* 74:473-478.
- Oruç, A. 2001. Trawl fisheries in the eastern Mediterranean and their impact on marine turtles. *Zoology in the Middle East* 24:119-125.
- Özdemir, A., O. Türkozan, Ç. Ilgaz, and R. Martin. 2004. Nest site factors and invertebrate infestation of loggerhead turtle nests. *Israel Journal of Zoology* 50:333-340.
- Palomares, M.L.D. and D. Pauly (editors). 2004. *West Africa marine ecosystems: models and fisheries impacts*. Fisheries Centre Research Reports 12(7), University of British Columbia, Vancouver, British Columbia, Canada. 221 pages.
- Panagopoulou, A., C. Dean, and D. Margaritoulis. 2008. Short report on sea turtle conservation on Zakynthos Island, Greece, during 2008. Submitted to the European Commission, and the Standing Committee of the Bern Convention (Council of Europe). 17 pages.
- Panou, A., L. Tselentis, N. Voutsinas, C.H. Mourelatos, S. Kaloupi, V.Voutsinas, and S. Moschonas. 1999. Incidental catches of marine turtles in surface long line fishery in the Ionian Sea, Greece. *Contributions to the Zoogeography and Ecology of the Eastern Mediterranean Region* 1:435-445.
- Parker, D.M., W.J. Cooke, and G.H. Balazs. 2005. Diet of oceanic loggerhead sea turtles (*Caretta caretta*) in the central North Pacific. *Fishery Bulletin* 103:142-152.
- Pascoe, S. and D. Gréboval (editors). 2003. *Measuring capacity in fisheries*. FAO Technical Paper 445. 314 pages.

- Pauly, D., V. Christensen, J. Dalsgaard, R. Froese, and F. Torres, Jr. 1998. Fishing down marine food webs. *Science* 279:860-863.
- Pavlaklis, P., A. Sieber, and S. Alexandry. 1996. Monitoring oil-spill pollution in the Mediterranean with ERS SAR. European Space Agency EOQ 52.
- Pearce, A.F. 2001. Contrasting population structure of the loggerhead turtle (*Caretta caretta*) using mitochondrial and nuclear DNA markers. Unpublished Master of Science thesis. University of Florida, Gainesville, Florida. 71 pages.
- Peckham, H. and W.J. Nichols. 2006. An integrated approach to reducing mortality of north Pacific loggerhead turtles in Baja California, SUR, Mexico. Pages 49-57 in Kinan, I. (compiler). Proceedings of the Second Western Pacific Sea Turtle Cooperative Research & Management Workshop. Volume II: North Pacific Loggerhead Sea Turtles. Western Pacific Regional Fishery Management Council, Honolulu, Hawaii.
- Peckham, S.H., D.M. Diaz, A. Walli, G. Ruiz, L.B. Crowder, and W.J. Nichols. 2007. Small-scale fisheries bycatch jeopardizes endangered Pacific loggerhead turtles. *PLoS ONE* 2(10):e1041.
- Peckham, S.H., D. Maldonado-Diaz, V. Koch, A. Mancini, A. Gaos, M.T. Tinker, and W.J. Nichols. 2008. High mortality of loggerhead turtles due to bycatch, human consumption and strandings at Baja California Sur, Mexico, 2003-2007. *Endangered Species Research* 5(2-3):171-183.
- Peters, A., K.J.F. Verhoeven, D.C.G. van Piggelen, and H. Strijbosch. 1994. *Caretta caretta* (Loggerhead sea turtle). Predation. *Herpetological Review* 25(3):120.
- Petersen, S. (compiler). 2005. Initial bycatch assessment: South Africa's domestic pelagic longline fishery, 2000-2003. Unpublished Report. BirdLife South Africa, Percy FitzPatrick Institute, University of Cape Town, Rondebosch. 45 pages.
- Petersen, S., D. Nel, and A. Omardien (editors). 2007. Towards an ecosystem approach to longline fisheries in the Benguela: an assessment of impacts on seabirds, sea turtles and sharks. WWF South Africa Report Series – 2007/Marine/001. 94 pages.
- Pierpoint, C. 2000. Bycatch of marine turtles in UK and Irish waters. JNCC (Joint Nature Conservation Committee) Report No 310. 32 pages.
- Pilcher, N.J. and M.A. Saad. 2000. Sea turtles of Socotra. Report to the Senckenberg Research Institute, Frankfurt, Germany. 15 pages.
- Pilskaln, C.H., J.H. Churchill, and L.M. Mayer. 1998. Resuspension of sediment by bottom trawling in the Gulf of Maine and potential geochemical consequences. *Conservation Biology* 12(6):1223-1229.

- Pinedo, M.C. and T. Polacheck. 2004. Sea turtle by-catch in pelagic longline sets off southern Brazil. *Biological Conservation* 119:335-339.
- Pitman, K.L. 1990. Pelagic distribution and biology of sea turtles in the eastern tropical Pacific. Pages 143-148 in Richardson, T.H., J.I. Richardson, and M. Donnelly (compilers). *Proceedings of the Tenth Annual Workshop on Sea Turtle Biology and Conservation*, NOAA Technical Memorandum NMFS-SEFC-278.
- Plotkin, P.T. (editor). 1995. National Marine Fisheries Service and U.S. Fish and Wildlife Service Status Reviews for Sea Turtles Listed under the Endangered Species Act of 1973. National Marine Fisheries Service, Silver Spring, Maryland. 139 pages.
- Poiner, I.R. and A.N.M. Harris. 1996. Incidental capture, direct mortality and delayed mortality of sea turtles in Australia's northern prawn fishery. *Marine Biology* 125:813-825.
- Polovina, J.J., D.R. Kobayashi, D.M. Parker, M.P. Seki, and G.H. Balazs. 2000. Turtles on the edge: movement of loggerhead turtles (*Caretta caretta*) along oceanic fronts, spanning longline fishing grounds in the central North Pacific, 1997-1998. *Fisheries Oceanography* 9:71-82.
- Polovina, J.J., E. Howell, D.R. Kobayashi, and M.P. Seki. 2001. The transition zone chlorophyll front, a dynamic global feature defining migration and forage habitat for marine resources. *Progress in Oceanography* 49:469-483.
- Polovina, J.J., G.H. Balazs, E.A. Howell, D.M. Parker, M.P. Seki, and P.H. Dutton. 2004. Forage and migration habitat of loggerhead (*Caretta caretta*) and olive ridley (*Lepidochelys olivacea*) sea turtles in the central North Pacific Ocean. *Fisheries Oceanography* 13(1):36-51.
- Polovina, J., I. Uchida, G. Balazs, E.A. Howell, D. Parker, and P. Dutton. 2006. The Kuroshio Extension Bifurcation Region: a pelagic hotspot for juvenile loggerhead sea turtles. *Deep-Sea Research II* 53:326-339.
- Prince, R.I.T. 1993. Western Australian marine turtle conservation project: an outline of scope and an invitation to participate. *Marine Turtle Newsletter* 60:8-14.
- Pritchard, P.C.H. 1979. *Encyclopedia of turtles*. T.F.H. Publications, Neptune, New Jersey. 895 pages.
- Pritchard, P.C.H. and P. Trebbau. 1984. The turtles of Venezuela. *Society for the Study of Amphibians and Reptiles Contributions to Herpetology*, Number 2.
- Quackenbush, S.L., C.J. Limpus, A.A. Aguirre, T.R. Spraker, G.H. Balazs, R.N. Casey, and J.W. Casey. 2000. Prevalence and phylogeny of herpesvirus sequences from normal and fibropapilloma tissues of green and loggerhead turtles sampled at Moreton Bay, Australia. Pages 242-243 in Kalb, H.J. and T. Wibbels (compilers). *Proceedings of the Nineteenth*

Annual Symposium on Sea Turtle Biology and Conservation. NOAA Technical Memorandum NMFS-SEFSC-443.

- Ramos A.G., A. Martel, G.A. Codd, E. Soler, J. Coca, A. Redondo, L.F. Morrison, J.S. Metcalf, A. Ojeda, S. Suárez, and M. Petit. 2005. Bloom of the marine diazotrophic cyanobacterium *Trichodesmium erythraeum* in the Northwest African Upwelling. *Marine Ecology Progress Series* 301:303-305.
- Redlow, T., A. Foley, and K. Singel. 2003. Sea turtle mortality associated with red tide events in Florida. Page 272 *in* Seminoff, J.A. (compiler). Proceedings of the Twenty-second Annual Symposium on Sea Turtle Biology and Conservation. NOAA Technical Memorandum NMFS-SEFSC-503.
- Rees A.F. 2005. A preliminary study on emergence patterns of loggerhead hatchlings in Kyparissia Bay, Greece. Pages 290-291 *in* Coyne, M.S. and R.D. Clark (compilers). Proceedings of the Twenty-first Annual Symposium on Sea Turtle Biology and Conservation. NOAA Technical Memorandum NMFS-SEFSC-528.
- Rees, A.F. and D. Margaritoulis. 2009. International migrations of non-nesting loggerhead turtles from Greece to Turkey and Libya. Pages 151-154 *in* Demetropoulos, A. and O. Türkozan (editors). Proceedings of the Second Mediterranean Conference on Marine Turtles. Barcelona Convention – Bern Convention – Bonn Convention (CMS). 188 pages. PDF Version.
- Rees, A.F., S. Al Saadi, M.S. Coyne, and B.J. Godley. 2008. Internesting habitat and nest frequency at a globally significant loggerhead nesting population described using Argos tracking. Pages 55-56 *in* Rees, A.F., M. Frick, A. Panagopoulou, and K. Williams (compilers). Proceedings of the Twenty-seventh Annual Symposium on Sea Turtle Biology and Conservation. NOAA Technical Memorandum NMFS-SEFSC-569.
- Reich, K.J., K.A. Bjorndal, A.B. Bolten, and B.E. Witherington. 2007. Do some loggerheads nesting in Florida have an oceanic foraging strategy? An assessment based on stable isotopes. Page 32 *in* Mast, R.B., B.J. Hutchinson, and A.H. Hutchinson (compilers). Proceedings of the Twenty-fourth Annual Symposium on Sea Turtle Biology and Conservation. NOAA Technical Memorandum NMFS-SEFSC-567.
- Resendiz, A., B. Resendiz, W.J. Nichols, J.A. Seminoff, and N. Kamezaki. 1998. First confirmed east-west transpacific movement of a loggerhead sea turtle, *Caretta caretta*, released in Baja California, Mexico. *Pacific Science* 52(2):151-153.
- Revelles, M., C. Carreras, L. Cardona, A. Marco, F. Bentivegna, J.J. Castillo, G. de Martino, J.L. Mons, M.B. Smith, C. Rico, M. Pascual, and A. Aguilar. 2007. Evidence for an asymmetrical size exchange of loggerhead sea turtles between the Mediterranean and the Atlantic through the Straits of Gibraltar. *Journal of Experimental Marine Biology and Ecology* 349:261-271.

- Robins, C.M. 2004. Australian trawl fishers monitor the catch of sea turtles. Pages 54-55 in Coyne, M.S. and R.D. Clark (compilers). Proceedings of the Twenty-first Annual Symposium on Sea Turtle Biology and Conservation. NOAA Technical Memorandum NMFS-SEFSC-528.
- Robins, C.M., A.M. Goodspeed, I.R. Poiner, and B.D. Harch. 2002a. Monitoring the catch of turtles in the northern prawn fishery. Fisheries Research and Development Corporation Final Report, Canberra, Australia.
- Robins, C.M., S.J. Bache, and S.R. Kalish. 2002b. Bycatch of sea turtles in pelagic longline fisheries – Australia. Bureau of Rural Sciences to the Fisheries Resources Research Fund, Agriculture, Fisheries and Forestry, Canberra, Australia.
- Robinson, P., N. Kyriacopoulou, and L. Venizelos. 2007. Update report on marine turtle conservation in Zakynthos (Laganas Bay), Greece 2007. MEDASSET. Submitted to The European Commission and The 27th Meeting of the Standing Committee of the Convention on the Conservation of European Wildlife and Natural Habitats. 25 pages.
- Roder, C., A. Marco, and E. Abella. In press. Protecting nesting loggerheads on Boa Vista, Cape Verde using military presence. In Proceedings of the Twenty-ninth Annual Symposium on Sea Turtle Biology and Conservation. NOAA Technical Memorandum.
- Rogan, E. and M. Mackey. 2007. Megafauna bycatch in drift nets for albacore tuna (*Thunnus alalunga*) in the NE Atlantic. Fisheries Research 86:6-14.
- Ross, J.P. 1998. Estimations of the nesting population size of loggerhead sea turtles, *Caretta caretta*, Masirah Island, Sultanate of Oman. Pages 84-87 in Epperly, S.P. and J. Braun (compilers). Proceedings of the Seventeenth Annual Sea Turtle Symposium. NOAA Technical Memorandum NMFS-SEFSC-415.
- Routa, R.A. 1968. Sea turtle nest survey of Hutchinson Island, Florida. Quarterly Journal of the Florida Academy of Sciences 30(4):287-294.
- Rumbold, D.G., P.W. Davis, and C. Perretta. 2001. Estimating the effect of beach nourishment on *Caretta caretta* (loggerhead sea turtle) nesting. Restoration Ecology 9(3):304-310.
- Ryan, P. 1996. Plastic litter in marine systems: impact, sources and solutions. Plastics Southern Africa 26(6):20, 22, 24, 26, 28.
- Sakamoto, W., T. Bando, N. Arai, and N. Baba. 1997. Migration paths of adult female and male loggerhead turtles *Caretta caretta* determined through satellite telemetry. Fisheries Science 63(4):547-552.
- Salm, R.V. 1991. Turtles in Oman: Status, threats, and management options. Report of the Scientific Results of the IUCN Coastal Zone Management Project CZMP4:F11.

- Salm, R. and S. Salm. 1991. Sea turtles in the Sultanate of Oman. The Historical Association of Oman.
- Salm, R.V., R.A.C. Jensen, and V.A. Papastavrou. 1993. Marine fauna of Oman: Cetaceans, turtles, seabirds and shallow water corals. IUCN, Gland, Switzerland.
- Salmon, M., J. Wyneken, E. Fritz, and M. Lucas. 1992. Seafinding by hatchling sea turtles: role of brightness, silhouette and beach slope as orientation cues. *Behaviour* 122 (1-2):56-77.
- Sasso, C.R. and S.P. Epperly. 2006. Seasonal sea turtle mortality risk from forced submergence in bottom trawls. *Fisheries Research* 81:86-88.
- Sasso, C.R. and S.P. Epperly. 2007. Survival of pelagic juvenile loggerhead turtles in the open ocean. *Journal of Wildlife Management* 71(6):1830-1835.
- Schmelz, G.W. and R.R. Mezich. 1988. A preliminary investigation of the potential impact of Australian pines on the nesting activities of the loggerhead turtle. Pages 63-66 *in* Schroeder, B.A. (compiler). *Proceedings of the Eighth Annual Workshop on Sea Turtle Conservation and Biology*. NOAA Technical Memorandum NMFS-SEFSC-214.
- Schroeder, B.A., A.M. Foley, and D.A. Bagley. 2003. Nesting patterns, reproductive migrations, and adult foraging areas of loggerhead turtles. Pages 114-124 *in* Bolten, A.B. and B.E. Witherington (editors). *Loggerhead Sea Turtles*. Smithsonian Books, Washington D.C.
- Schroth, W., B. Streit, and B. Schierwater. 1996. Evolutionary handicap for turtles. *Nature* 384:521-522.
- Schwartz, F.J. 1988. Aggregation of young hatchling sea turtles in *Sargassum* off North Carolina. *Marine Turtle Newsletter* 42:9-10.
- Schwinghamer, P., D.C. Gordon, Jr., T.W. Rowell, J. Prena, D.L. McKeown, G. Sonnichsen, and J.Y. Guigné. 1998. Effects of experimental otter trawling on surficial sediment properties of a sandy-bottom ecosystem on the Grand Banks of Newfoundland. *Conservation Biology* 12(6):1215-1222.
- Seminoff, J.A., A. Resendiz, B. Resendiz, and W.J. Nichols. 2004. Occurrence of loggerhead sea turtles (*Caretta caretta*) in the Gulf of California, Mexico: evidence of life-history variation in the Pacific Ocean. *Herpetological Review* 35(1):24-27.
- Seminoff, J.A., S.H. Peckham, T. Eguchi, A.L. Sarti-Martinez, R. Rangel, K. Forney, W.J. Nichols, E.O. Olvera, and P.H. Dutton. 2006. Loggerhead turtle density and abundance along the Pacific coast of the Baja California Peninsula (Mexico), determined through aerial surveys: A preliminary assessment. Page 321 *in* Frick M., A. Panagopoulou, A.F. Rees, and K. Williams (compilers). *Book of Abstracts of the Twenty-sixth Annual*

Symposium on Sea Turtle Biology and Conservation. International Sea Turtle Society, Athens, Greece.

Seminoff, J.A., P. Zárata, M. Coyne, D.G. Foley, D. Parker, B.N. Lyon, and P.H. Dutton. 2008. Post-nesting migrations of Galápagos green turtles *Chelonia mydas* in relation to oceanographic conditions: integrating satellite telemetry with remotely sensed ocean data. *Endangered Species Research* 4(1-2):57-72.

Seney, E.E. and J.A. Musick. 2007. Historical diet analysis of loggerhead sea turtles (*Caretta caretta*) in Virginia. *Copeia* 2007(2):478-489.

Shamblin, B.M., B.C. Faircloth, M.G. Dodd, D.A. Bagley, L.M. Ehrhart, P.H. Dutton, A. Frey, and C.J. Nairn. 2008. Tetranucleotide microsatellites from the loggerhead sea turtle (*Caretta caretta*) and their cross-amplification in other marine turtle species. *Conservation Genetics* DOI 10.1007/s10592-008-9573-6.

Shillinger, G.L., D.M. Palacios, H. Bailey, S.J. Bograd, A.M. Swithenbank, P. Gaspar, B.P. Wallace, J.R. Spotila, F.V. Paladino, R. Piedra, S.A. Eckert, and B.A. Block. 2008. Persistent leatherback turtle migrations present opportunities for conservation. *PLoS* 6(7):e171.

Silva, C.M.M., A.A. Lima, A. Stellin, Jr., and L.G. Cominato. 1997. Economic appraisal of the reclamation of sand deposits located at the northern area of João Pessoa city, Brazil. Pages 967-970 in Strakos, V., V. Kebo, R. Farana, and L. Smutny (editors). *Mine Planning and Equipment Selection 1997*, A.A. Balkema/Rotterdam/Brookfield.

Silvani, L., M. Gazo, and A. Aguilar. 1999. Spanish driftnet fishing and incidental catches in the western Mediterranean. *Biological Conservation* 90(1):79-85.

Simms, C.N., M. Clarke, and A.C. Campbell. 2002. Ghost crab predation of loggerhead turtle hatchlings in the Sinai Region of Egypt. Pages 202-203 in Mosier, A., A. Foley, and B. Brost (compilers). *Proceedings of the Twentieth Annual Symposium on Sea Turtle Biology and Conservation*. NOAA Technical Memorandum NMFS-SEFC-477.

Smith, A. 1849. Appendix to illustrations of the zoology of South Africa: reptiles. Smith, Elder & Co., London, United Kingdom.

Snover, M.L. 2002. Growth and ontogeny of sea turtles using skeletochronology: methods, validation and application to conservation. Unpublished Ph.D. dissertation. Duke University, Durham, North Carolina. 144 pages.

Snover, M.L. 2008. Assessment of the population-level impacts of potential increases in marine turtle interactions resulting from a Hawaii Longline Association proposal to expand the Hawaii-based shallow-set fishery. NOAA/NMFS/PIFSC Internal Report IR-08-010. 30 pages.

- Snover, M.L. and S.S. Heppell. 2009. Application of diffusion approximation for risk assessments of sea turtle populations. *Ecological Applications* 19(3):774-785.
- Sobel, D. 2002. A photographic documentation of aborted nesting attempts due to lounge chairs. Page 311 *in* Mosier, A., A. Foley, and B. Brost (compilers). Proceedings of the Twentieth Annual Symposium on Sea Turtle Biology and Conservation. NOAA Technical Memorandum NMFS-SEFSC-477.
- Stancyk, S.E. 1982. Non-human predators of sea turtles and their control. Pages 139-152 *in* Bjorndal, K.A. (editor). *Biology and Conservation of Sea Turtles*. Smithsonian Institution Press. Washington, D.C.
- Steinitz, M.J., M. Salmon, and J. Wyneken. 1998. Beach renourishment and loggerhead turtle reproduction: a seven year study at Jupiter Island, Florida. *Journal of Coastal Research* 14(3):1000-1013.
- Sternberg, J. 1981. The worldwide distribution of sea turtle nesting beaches. Center for Environmental Education, Washington, D.C., USA.
- Stewart, K.R. and J. Wyneken. 2004. Predation risk to loggerhead hatchlings at a high-density nesting beach in Southeast Florida. *Bulletin of Marine Science* 74(2):325-335.
- Suganuma, H. 2002. Population trends and mortality of Japanese loggerhead turtles, *Caretta caretta*, in Japan. Pages 77-78 *in* Kinan, I. (editor). Proceedings of the Western Pacific Sea Turtle Cooperative Research and Management Workshop. Western Pacific Regional Fishery Management Council, Honolulu, Hawaii.
- SWOT. 2007. State of the World's Sea Turtles: Volume II. Conservation International, Crystal City, Virginia. 50 pages.
- Takeshita, H. 2006. The current status of loggerhead sea turtle rookeries in Miyazaki, Japan. Pages 27-29 *in* Kinan, I. (compiler). Proceedings of the Second Western Pacific Sea Turtle Cooperative Research and Management Workshop. Volume II: North Pacific Loggerhead Sea Turtles. Western Pacific Regional Fishery Management Council, Honolulu, Hawaii.
- Tayaa, M., A. Saine, G. Ndiaye and M. Deme. 2005. Canary Current. UNEP GIWA (Global International Waters Assessment) Regional Assessment 41. University of Kalmar, Kalmar, Sweden. 83 pages.
- Thorbjarnarson, J.B., S.G. Platt, and S.T. Khaing. 2000. Sea turtles in Myanmar: past and present. *Marine Turtle Newsletter* 88:10-11.
- Titus, J.G. and V.K. Narayanan. 1995. The probability of sea level rise. U.S. Environmental Protection Agency EPA 230-R-95-008. 184 pages.

- Tiwari, M. and K.A. Bjorndal. 2000. Variation in morphology and reproduction in loggerheads, *Caretta caretta*, nesting in the United States, Brazil, and Greece. *Herpetologica* 56(3):343-356.
- Tiwari, M., A. Moumni, H. Chfiri, and H. El Habouz. 2001. A report on sea turtle nesting activity in the kingdom of Morocco and Western Sahara. *B.C.G. Testudo* 5(3):71-77.
- Tomás, J., J.L. Mons, J.J. Martín, J.J. Bellido, and J.J. Castillo. 2002. Study of the first reported nest of loggerhead sea turtle, *Caretta caretta*, in the Spanish Mediterranean coast. *Journal of the Marine Biological Association of the United Kingdom* 82:1005-1007.
- Tomás, J., J.L. Mons, J.J. Martín, J.J. Bellido, and J.J. Castillo. 2003. First nesting activity of the loggerhead sea turtle, *Caretta caretta*, in the Spanish Mediterranean coast. Pages 166-167 in Seminoff, J. (compiler). *Proceedings of the Twenty-second Annual Symposium on Sea Turtle Biology and Conservation*. NOAA Technical Memorandum NMFS-SEFSC-503.
- Tomás, J., M. Gazo, C. Álvarez, P. Gozalbes, D. Perdiguero, J.A. Raga, and F. Allegre. 2008. Is the Spanish coast within the regular nesting range of the Mediterranean loggerhead sea turtle (*Caretta caretta*)? *Journal of the Marine Biological Association of the United Kingdom* 88(7):1509-1512.
- Torrent, A., O.M. González-Díaz, P. Monagas, and J. Orós. 2004. Tissue distribution of metals in loggerhead turtles (*Caretta caretta*) stranded in the Canary Islands, Spain. *Marine Pollution Bulletin* 49:854-874.
- Trindell, R., D. Arnold, K. Moody, and B. Morford. 1998. Post-construction marine turtle nesting monitoring results on nourished beaches. Pages 77-92 in Tait, L.S. (compiler). *Proceedings of the 1998 Annual National Conference on Beach Preservation Technology*. Florida Shore & Beach Preservation Association, Tallahassee, Florida.
- Tripathy, B. 2005. Status of the loggerhead turtle in India. *Current Science* 88(4):535-536.
- Tudela S, A. Kai Kai, F. Maynou, M. El Andalossi, and P. Guglielmi. 2005. Driftnet fishing and biodiversity conservation: the case study of the large-scale Moroccan driftnet fleet operating in the Alboran Sea (SW Mediterranean). *Biological Conservation* 121(1):65-78.
- Türkozan, O. and I. Baran. 1996. Research on the loggerhead turtle, *Caretta caretta*, of Fethiye beach. *Turkish Journal of Zoology* 20:183-188.
- Uchida, S. and H. Teruya. 1988. Transpacific migration of a tagged loggerhead, *Caretta caretta* and tag-return result of loggerhead released from Okinawa Islands, Japan. Pages 169-182 in Uchida, I. (editor). *Proceedings of the International Sea Turtle Symposium on Sea Turtles '88 in Japan*. Himeji City Aquarium and Hiwasa Chelonian Museum Publication.

- U.S. Fish and Wildlife Service. 1991. Endangered and threatened wildlife and plants; 5-year review of listed species. Federal Register 56(215):56882-56900, November 6, 1991.
- U.S. Fish and Wildlife Service and National Marine Fisheries Service. 1978. Listing and protecting loggerhead sea turtles as “threatened species” and populations of green and olive ridley sea turtles as threatened species or “endangered species.” Federal Register 43(146):32800-32811, July 28, 1978.
- U.S. Fish and Wildlife Service and National Marine Fisheries Service. 1996. Policy regarding the recognition of distinct vertebrate population segments under the Endangered Species Act. Federal Register 61(26):4722-4725, February 7, 1996.
- U.S. Fish and Wildlife Service and National Marine Fisheries Service. 2003. Endangered and threatened wildlife and plants; 12-month finding on a petition to list the northern and Florida Panhandle loggerhead sea turtle (*Caretta caretta*) subpopulations as endangered. Federal Register 68(178):53947-53955, September 15, 2003.
- Valdés, L. and A. Lavin. 2002. Dynamics and human impact in the Bay of Biscay: an ecological perspective. Pages 293-320 in Sherman, K. and H.R. Skjoldal (editors). Large Marine Ecosystems of the North Atlantic – Changing States and Sustainability.
- van Bogaert, O. 2006. Cape Verde: tourism or turtles? World Wildlife Fund Feature Story, February 3, 2006.
- Vargo, S., P. Lutz, D. Odell, E. Van Vleet, and G. Bossart. 1986. Study of the effects of oil on marine turtles: final report. OCS Study MMS 86-0070. U.S. Department of the Interior, Minerals Management Service, Gulf of Mexico OCS Region, New Orleans, Louisiana. 3 volumes, 360 pages.
- Varo Cruz, N., D. Cejudo, and L.F. López-Jurado. 2007. Reproductive biology of the loggerhead turtle (*Caretta caretta* L. 1758) on the island of Boavista (Cape Verde, West Africa). Pages 126-144 in López-Jurado, L.F. and A.L. Loza (editors). Marine Turtles: Recovery of Extinct Populations. Monografía del Instituto Canario de Ciencias Marinas No 5.
- Velez-Zuazo, X., S. Kelez Sara, and C. Manrique Bravo. 2006. Genetic composition of sea turtles bycatch from Peruvian fisheries inferred through mtDNA analysis. Page 207 in Frick, M., A. Panagopoulou, A.F. Rees, and K. Williams (compilers). Book of Abstracts of the Twenty-sixth Annual Symposium on Sea Turtle Biology and Conservation. International Sea Turtle Society, Athens, Greece.
- Venizelos, L., K. Papapavlou, M.-A. Dunais, and C. Lagonika. 2005. A review and reappraisal of research in some previously unsurveyed Mediterranean marine turtle nesting sites, 1990-2001. Belgian Journal of Zoology 135(2):271-277.

- Venizelos, L., V. Kouroutos, and P. Robinson. 2006. Update report on marine turtle conservation in Zakynthos (Laganas Bay), Greece 2006. MEDASSET unpublished report. 54 pages.
- Watling, L. and E.A. Norse. 1998. Disturbance of the seabed by mobile fishing gear: a comparison to forest clearcutting. *Conservation Biology* 12(6):1180-1197.
- Watson, J.W., S.P. Epperly, A.K. Shah, and D.G. Foster. 2005. Fishing methods to reduce sea turtle mortality associated with pelagic longlines. *Canadian Journal of Fisheries and Aquatic Sciences* 62:965-981.
- Waycott, M., B.J. Longstaff, and J. Mellors. 2005. Seagrass population dynamics and water quality in the Great Barrier Reef region: a review and future research directions. *Marine Pollution Bulletin* 51:343-350.
- Weir, C.R., T. Ron, M. Morais, and A.D.C. Duarte. 2007. Nesting and at-sea distribution of marine turtles in Angola, West Africa, 2000–2006: occurrence, threats and conservation implications. *Oryx* 41(2):224-231.
- Weishampel, J.F., D.A. Bagley, and L.M. Ehrhart. 2006. Intra-annual loggerhead and green turtle spatial nesting patterns. *Southeastern Naturalist* 5(3):453-462.
- Wetherall, J. 1997. Mortality of sea turtles in the Hawaii longline fishery: a preliminary assessment of population impacts. Southwest Fisheries Science Center Administrative Report H-97-07. 52 pages.
- Wetherall, J.A., G.H. Balazs, R.A. Tokunaga, and M.Y.Y. Yong. 1993. Bycatch of marine turtles in North Pacific high-seas driftnet fisheries and impacts on the stocks. Pages 519-538 in Ito, J., W. Shaw, and R.L. Burgner (editors). *Symposium on Biology, Distribution, and Stock Assessment of Species Caught in the High Seas Driftnet Fisheries in the North Pacific Ocean*. International North Pacific Fisheries Commission Bulletin Number 53 (III), Vancouver, Canada.
- Wibbels, T. 2003. Critical approaches to sex determination in sea turtles. Pages 103-134 in Lutz, P.L., J.A. Musick, and J. Wyneken (editors). *Biology of Sea Turtles, Volume II*. CRC Press, Boca Raton, Florida.
- Wildcoast/Grupo Tortuguero de las Californias. 2003. Long-term monitoring of sea turtle populations along the Baja California peninsula. Results of first and second year. Sea Turtle Monitoring Report, November 2003. 7 pages.
- Williams, K.L. and M.G. Frick. 2001. Results from the long-term monitoring of nesting loggerhead sea turtles (*Caretta caretta*) on Wassaw Island, Georgia: 1973-2000. NOAA Technical Memorandum NMFS-SEFSC-446. 32 pages.

- Williams-Walls, N., J. O'Hara, R.M. Gallagher, D.F. Worth, B.D. Peery, and J.R. Wilcox. 1983. Spatial and temporal trends of sea turtle nesting on Hutchinson Island, Florida, 1971-1979. *Bulletin of Marine Science* 33(1):55-66.
- Witherington, B.E. 1986. Human and natural causes of marine turtle clutch and hatchling mortality and their relationship to hatchling production on an important Florida nesting beach. Unpublished Master of Science thesis. University of Central Florida, Orlando, Florida. 141 pages.
- Witherington, B.E. 1992. Behavioral responses of nesting sea turtles to artificial lighting. *Herpetologica* 48(1):31-39.
- Witherington, B.E. 1995. Observations of hatchling loggerhead turtles during the first few days of the lost year(s). Pages 154-157 *in* Richardson, J.I. and T.H. Richardson (compilers). *Proceedings of the Twelfth Annual Sea Turtle Workshop on Sea Turtle Biology and Conservation*. NOAA Technical Memorandum NMFS-SEFSC-361.
- Witherington, B.E. 1997. The problem of photopollution for sea turtles and other nocturnal animals. Pages 303-328 *in* Clemmons, J.R. and R. Buchholz (editors). *Behavioral Approaches to Conservation in the Wild*. Cambridge University Press, Cambridge, United Kingdom.
- Witherington, B.E. 2002. Ecology of neonate loggerhead turtles inhabiting lines of downwelling near a Gulf Stream front. *Marine Biology* 140:843-853.
- Witherington, B.E. and L.M. Ehrhart. 1989. Hypothermic stunning and mortality of marine turtles in the Indian River Lagoon system, Florida. *Copeia* 1989:696.
- Witherington, B.E. and R.E. Martin. 1996. Understanding, assessing, and resolving light-pollution problems on sea turtle nesting beaches. Florida Marine Research Institute Technical Report TR-2. 73 pages.
- Witherington, B.E., K.A. Bjorndal, and C.M. McCabe. 1990. Temporal pattern of nocturnal emergence of loggerhead turtle hatchlings from natural nests. *Copeia* 1990(4):1165-1168.
- Witherington, B., P. Kubilis, B. Brost, and A. Meylan. 2009. Decreasing annual nest counts in a globally important loggerhead sea turtle population. *Ecological Applications* 19(1):30-54.
- Witt, M.J., R. Penrose, and B.J. Godley. 2007. Spatio-temporal patterns of juvenile marine turtle occurrence in waters of the European continental shelf. *Marine Biology* 151:873-885.
- World Wildlife Fund. 2008. Project to determine the distribution and population sizes of nesting marine turtles in New Caledonia, and to enhance the capacity of local governments to protect and manage these species. Final Report to U.S. Fish and Wildlife Service, Assistance Award Number 98210-6-G075. 16 pages.

- Wyneken, J. and M. Salmon. 1992. Frenzy and postfrenzy swimming activity in loggerhead, green and leatherback hatchling sea turtles. *Copeia* 1992(2):478-484.
- Zbinden J.A., A. Aebischer, D. Margaritoulis, and R. Arlettaz. 2008. Important areas at sea for adult loggerhead sea turtles in the Mediterranean Sea: satellite tracking corroborates findings from potentially biased sources. *Marine Biology* 153:899-906.
- Zeeberg, J., A. Corten, and E. de Graaf. 2006. Bycatch and release of pelagic megafauna in industrial trawler fisheries off Northwest Africa. *Fisheries Research* 78:186-195.
- Zug, G.R., G.H. Balazs, and J.A. Wetherall. 1995. Growth in juvenile loggerhead sea turtles (*Caretta caretta*) in the North Pacific pelagic habitat. *Copeia* 1995(2):484-487.