

# **THE SECRETARY OF STATE**



## **CONGRESSIONAL BUDGET JUSTIFICATION**

**Volume 1:  
DEPARTMENT OF STATE OPERATIONS**

**Fiscal Year 2013**



**DEPARTMENT OF STATE**

**CONGRESSIONAL BUDGET JUSTIFICATION**

**FISCAL YEAR 2013**

**Statement of the Secretary of State ..... v**

***BUDGET SUMMARY AND TABLES***

**Budget and Performance Summary ..... 1**  
**Summary of Appropriations ..... 7**  
**Summary of Direct Positions ..... 10**  
**Ten-Year Appropriation History ..... 11**  
**Public Diplomacy Resources ..... 13**  
**Department of State Fee Collections ..... 15**  
**Legislative Language ..... 21**

***ADMINISTRATION OF FOREIGN AFFAIRS***

**State Programs (including Diplomatic and Consular Programs) ..... 35**  
**Human Resources Initiative ..... 51**  
**Public Diplomacy ..... 57**  
**Iraq Operations ..... 61**  
**Worldwide Security Protection ..... 63**  
**IT Central Fund ..... 95**  
**Border Security Program ..... 107**  
**Working Capital Fund ..... 115**  
**Diplomatic and Consular Programs: Bureau, Office, and Fund Summaries ..... 122**  
**Office of the Secretary ..... 125**  
**Counterterrorism ..... 133**  
**Energy Resources ..... 141**  
**Political Military Affairs ..... 149**

<b>International Security and Nonproliferation .....</b>	<b>155</b>
<b>Arms Control, Verification and Compliance .....</b>	<b>171</b>
<b>Office of the Chief of Protocol .....</b>	<b>181</b>
<b>Legislative Affairs .....</b>	<b>187</b>
<b>Oceans and International Environmental and Scientific Affairs .....</b>	<b>191</b>
<b>Office of the Legal Adviser.....</b>	<b>199</b>
<b>Economic and Business Affairs.....</b>	<b>207</b>
<b>Intelligence and Research.....</b>	<b>217</b>
<b>African Affairs .....</b>	<b>227</b>
<b>Near Eastern Affairs.....</b>	<b>243</b>
<b>South and Central Asian Affairs .....</b>	<b>257</b>
<b>East Asian and Pacific Affairs .....</b>	<b>269</b>
<b>Western Hemisphere Affairs .....</b>	<b>283</b>
<b>European and Eurasian Affairs.....</b>	<b>297</b>
<b>International Organization Affairs .....</b>	<b>313</b>
<b>Office of International Conferences .....</b>	<b>321</b>
<b>International Information Programs .....</b>	<b>325</b>
<b>Ambassador’s Fund for Cultural Preservation.....</b>	<b>333</b>
<b>Public Affairs.....</b>	<b>335</b>
<b>Consular Affairs.....</b>	<b>343</b>
<b>Management .....</b>	<b>351</b>
<b>Resource Management .....</b>	<b>355</b>
<b>Human Resources .....</b>	<b>365</b>
<b>Human Resources Special Complement .....</b>	<b>371</b>
<b>Medical Director .....</b>	<b>375</b>
<b>Foreign Service Institute .....</b>	<b>381</b>
<b>Democracy, Human Rights, and Labor .....</b>	<b>391</b>
<b>Administration .....</b>	<b>405</b>
<b>Diplomatic Security .....</b>	<b>417</b>
<b>Information Resource Management.....</b>	<b>427</b>

Office of Foreign Missions.....	437
Post Assignment Travel.....	443
Office of Population.....	447
International Criminal Justice.....	451
Office to Monitor and Combat Trafficking in Persons .....	455
Foreign Service National Separation Liability Trust Fund .....	461
Embassy Security, Construction, and Maintenance.....	465
<i>OTHER ADMINISTRATION OF FOREIGN AFFAIRS</i>	
Conflict Stabilization Operations.....	511
Office of Inspector General.....	519
Educational and Cultural Exchange Programs .....	529
Representation Allowances .....	537
Protection of Foreign Missions and Officials .....	543
Emergencies in the Diplomatic and Consular Service.....	547
Buying Power Maintenance Account.....	553
Repatriation Loans Program Account.....	557
Payment to the American Institute in Taiwan .....	563
Foreign Service Retirement and Disability Fund .....	569
<i>INTERNATIONAL ORGANIZATIONS</i>	
Contributions to International Organizations .....	575
Contributions for International Peacekeeping Activities.....	711
<i>INTERNATIONAL COMMISSIONS</i>	
International Boundary and Water Commission - Salaries and Expenses .....	731
International Boundary and Water Commission - Construction.....	739
American Sections .....	747
International Joint Commissions.....	749
International Boundary Commissions .....	751
Border Environment Cooperation Commission .....	755
International Fisheries Commissions.....	761

***RELATED PROGRAMS***

<b>The Asia Foundation .....</b>	<b>771</b>
<b>Center for Middle Eastern-Western Dialogue .....</b>	<b>777</b>
<b>Eisenhower Exchange Fellowship Program .....</b>	<b>781</b>
<b>Israeli Arab Scholarship Program .....</b>	<b>785</b>
<b>East-West Center .....</b>	<b>787</b>
<b>National Endowment for Democracy.....</b>	<b>793</b>

***OVERSEAS CONTINGENCY OPERATIONS***

<b>Diplomatic &amp; Consular Programs.....</b>	<b>801</b>
<b>Iraq.....</b>	<b>803</b>
<b>Afghanistan.....</b>	<b>807</b>
<b>Pakistan.....</b>	<b>809</b>
<b>Office of Inspector General.....</b>	<b>811</b>
<b>OCO Summary Table.....</b>	<b>812</b>

***PERFORMANCE OVERVIEW AND ANALYSIS***

<b>Performance Overview and Analysis.....</b>	<b>813</b>
<b>Overview .....</b>	<b>815</b>
<b>Performance Analysis and Key Takeaways.....</b>	<b>819</b>
<b>Budget Resources by Strategic Goal .....</b>	<b>839</b>
<b>State-USAID 2012-2013 Agency Priority Goals.....</b>	<b>842</b>
<b>Program Evaluation at the Department of State .....</b>	<b>848</b>
<b>Management Challenges .....</b>	<b>851</b>
<b>Discontinued Indicators.....</b>	<b>851</b>



THE SECRETARY OF STATE  
WASHINGTON  
February 13, 2012

In a fast-changing world, American leadership is more essential than ever. The rise of new powers is redrawing the geostrategic map. The Arab world is transforming before our eyes. Al-Qaida and its affiliates are weakened but still dangerous. Our companies face serious international competitors in more places and more sectors than ever before. Whether the challenge is halting the proliferation of weapons of mass destruction or protecting universal rights and freedoms, no other nation has the reach and resources to anchor a more peaceful and prosperous world. Only America can do that.

On behalf of President Obama, it is my pleasure to submit the FY 2013 International Affairs Executive Budget Summary and Congressional Budget Justification. This budget request is not merely a set of numbers. It is our blueprint for how diplomacy and development can sustain our country's global leadership and deliver results for the American people.

We are committed to staying ahead of the curve. We are intensifying our engagement as a Pacific power, while upholding our commitments around the world. We are launching a major new effort to support the historic transitions underway in the Middle East and North Africa. We are putting diplomacy and development at the heart of our new mission in postwar Iraq and our evolving mission in Afghanistan. We are elevating the role of economics within our diplomacy to help our companies compete and create American jobs. We are empowering women and girls to live up to their God-given potential and contribute to the success and stability of their societies.

And we are changing the way we do business by investing in the technology, tools, and capabilities needed to bring diplomacy and development into the 21<sup>st</sup> century. This is the first budget that implements many of the reforms envisioned by the Quadrennial Diplomacy and Development Review (QDDR). New State Department bureaus focused on counterterrorism and energy will strengthen our efforts on pressing policy challenges. Our restructured Bureau of Conflict and Stabilization Operations now has expert rapid response teams ready to deploy to potentially unstable regions on short notice. USAID Forward is answering the QDDR's call for reforms to continue to reestablish USAID as the world's premier global development agency.

We know that this is a time of fiscal constraint and economic hardship for the American people. So we are seeking out every opportunity to work smarter and more efficiently. We have proposed painful but responsible cuts without compromising our national security mission. We are capitalizing on efficiencies in our global health programs, reducing our FY 2013 request by approximately \$300 million compared to FY 2012 levels. We also are reducing our humanitarian assistance request by approximately \$300 million compared to last year's appropriation. We plan to reduce overall assistance funding to Europe, Eurasia, and Central Asia by 18 percent in FY 2013. As Colombia assumes greater responsibility for counternarcotics and citizen security efforts, we are reducing our level of assistance below FY 2012 levels. We are scaling back construction projects worldwide. And we are taking countless measures to streamline our efforts, improve procurement, and find new efficiencies that together add up to significant savings.

Even in tough times, this request represents a smart and strategic investment. The State Department and USAID are among the most effective—and cost effective—tools we have to create economic opportunity and keep Americans safe.

With just over one percent of the federal budget, our diplomats and development experts make an outsized contribution to our national security. They resolve disputes and address instability before it boils over into crisis. They reduce the threat of nuclear weapons, stabilize conflict zones, help secure our borders, fight international criminal trafficking, counter violent extremism, protect and assist Americans overseas, provide the secure platforms from which many government agencies operate, and help build stable democracies and prosperous communities that are less likely to threaten their neighbors, our allies, or the United States.

Our foreign policy is also a force for economic renewal at home and job creation for the American people. USAID supports development in the world's poorest and most unstable regions not only because it is the right thing to do, but also because U.S. development assistance is a tried-and-true strategic investment that helps build future trading partners and customers. Meanwhile, as part of our economic statecraft agenda, more than 1,000 State Department economic officers promote trade, support U.S exports, and help our companies gain access to overseas markets from Seoul to Sao Paolo. Our country's economic strength and our global leadership are a package deal. This budget request will shore up both.



In the last year alone, American taxpayers' investment in diplomacy and development has brought significant returns:

As protests swept the Middle East and North Africa, it funded strong and steady American diplomacy—day by day, crisis by crisis—across a vital region. It helped our soldiers make progress in Afghanistan and come home from Iraq. It helped deliver three Free Trade Agreements that will create tens of thousands of American jobs. It reinvigorated important strategic partnerships across the Asia-Pacific region. It made possible a diplomatic opening to Burma that offers the promise of a better future for tens of millions of long-suffering people. It championed human rights, religious freedom, women's rights and protection for lesbian, gay, bisexual and transgender people around the world. It united the world's great powers to enforce the toughest international sanctions ever imposed to stop Iran's dangerous pursuit of nuclear weapons. And it forged the coalition that supported the Libyan people as they reclaimed their country from a brutal tyrant—without the loss of a single American life.

The preservation of American leadership funded by our civilian budget provides a critical foundation for global stability. It allows us to lead by example, by persuasion, by convening and, when necessary, by coercion. And it positions us to advance America's enduring values, economic prosperity, and national security around the world.

## **Our request**

This year, the Department of State and USAID budget request totals \$51.6 billion. In the face of multiplying challenges, burgeoning needs, and increased responsibilities, State and USAID have limited our request to what is absolutely necessary to achieve our mission. We have requested a modest increase that is less than the rate of inflation.

To ensure that every dollar we receive is spent wisely, we are also focused on managing our performance. This request also serves as the Annual Performance Report for FY 2011 and the Annual Performance Plan for FY 2013.

Let me provide an overview of what our request would fund:

## **Supporting Allies, Preventing Conflict, and Promoting Democracy**

First, our investment in diplomacy and development supports efforts to secure American interests, strengthen our friends and allies, forge new partnerships and promote our values in every region of the globe.

Our goal is to prevent conflict today so that our troops do not have to deploy tomorrow. American assistance funds police training to take on criminal gangs in Central America, aid for post-conflict nations such as South Sudan and Libya, and military-to-military partnerships with more than 70 countries. In places like Haiti, Yemen and Honduras, it promotes stability. It sustains our participation in important international institutions and funds the vital work of peacekeeping missions across the world.

In the past year, no region experienced greater upheaval than the Middle East and North Africa. Since last January, our diplomats and development experts have successfully managed several simultaneous crises with critical American interests at stake. They have supported civic activists across the region; assisted economic development and free elections in Tunisia and Egypt; mobilized a global coalition to support the Libyan people; ratcheted up the international pressure on Iran; supported the Syrian people's desire for democratic change and sought to hold their leaders accountable; and helped the region's emerging democracies create economic opportunities for their people.

For the first time, our FY 2013 request also includes \$770 million for a Middle East and North Africa Incentive Fund to help America support citizens who have demanded change and governments that are working to deliver it. This ambitious fund is inspired by the courage and sacrifice of those seeking a better, freer future for the region and designed to help them realize their aspirations. The new fund will provide support for political reform, free and fair elections, democratic institutions, transparent and accountable government, vibrant civil society, transitional justice, open markets and inclusive growth. To ensure that American taxpayer dollars deliver results, the fund will be primarily focused on supporting governments that demonstrate a commitment to undertake meaningful political and economic reform.

One constant amid change is our steadfast support for Israel. Our FY 2013 request maintains last year's record funding levels.

## Frontline States

Second, the State Department and USAID are engaged—often working shoulder-to-shoulder with our troops—on the frontlines of our efforts to keep America safe.

In Iraq, Afghanistan, and Pakistan, civilian agencies are bearing temporary, extraordinary costs as part of our national security mission. By maintaining a separate budget for Overseas Contingency Operations (OCO), we achieve greater transparency regarding war-related costs and align our practices with those of the Department of Defense. Our overall request for the frontline states – including \$3.6 billion in the base budget—totals \$11.9 billion. Applying the same methodology we used in last year’s request, in FY 2013 we request \$8.2 billion of these funds in OCO.

In Iraq, diplomats, development professionals, and other civilians have completed a historic transition and assumed full leadership of an American mission that once involved more than 170,000 troops. Civilians are now responsible for helping Iraq become a secure and stable partner in the strategic heart of the Middle East. We are moving toward an increasingly normalized presence resulting in considerable savings to the American taxpayer. In FY 2011, the U.S. government as a whole spent approximately \$48 billion on Iraq. In FY 2013, the government-wide request for Iraq is less than \$8 billion—a reduction of more than 80 percent in just two years. State and USAID request \$4.8 billion, including \$4 billion in the OCO budget.

By the fall of 2012, the 33,000 U.S. troops who surged into Afghanistan will be home. As troops come home, our civilian personnel will remain to secure our hard-won gains and help Afghans ensure that their country never again becomes a terrorist safe haven. Funds will be used to establish a stable foundation for long-term economic growth, put in place the resources to support an enduring civilian partnership, and smooth the transition as Afghans reclaim responsibility for their country’s security. To fund this essential work, we request \$4.6 billion for Afghanistan, including \$3.2 billion in OCO costs.

Building a stable Afghanistan depends on effective cooperation with Pakistan. Maintaining our partnership with Pakistan is challenging, but it is critical to our national security. Our request includes funds to strengthen democratic and civil institutions that provide a bulwark against extremism, support joint security and counterterrorism efforts, and protect American personnel. Our FY 2013

request for Pakistan is \$2.4 billion, which includes \$959 million in the OCO budget.

## **Human and Economic Security**

Third, our programs take on global challenges to human and economic security, including hunger, disease, and the destabilizing effects of climate change. They promote economic development and lay the foundation for more stable and prosperous societies that can grow into capable American partners.

One of the Administration's priorities is the Global Health Initiative, where we seek to build on the bipartisan legacy of PEPFAR, one of the most successful public health programs in history. Our request of \$7.9 billion supports President Obama's goal of an AIDS-free generation and aims to provide life-saving treatment to six million people globally by the end of 2013. Our program also focuses on high-impact areas such as maternal and child health and malaria. We are consolidating programs and shifting responsibility to host governments, which lowers costs dramatically and allows us to save more lives.

When a severe drought and famine struck the Horn of Africa in 2011, we saw the life-saving impact of American assistance. We also saw the need for long-term investments in food security to prevent and mitigate crises in the future. That is why, for 2013, we request \$1 billion to continue the President's Feed the Future initiative, which will help millions of men, women and children. Consistent with the QDDR, we are also eliminating programs in several countries to focus on areas where we can have the greatest impact. Our programs are designed to hasten the day when countries will no longer need food aid at all.

Climate change remains one of the most serious long-term threats to global stability. Our Global Climate Change Initiative request of \$470 million supports programs to develop clean energy economies; combat deforestation; and help vulnerable countries build resilience to withstand extreme weather and rising sea levels. It allows America to build on our diplomatic progress at Durban, where nations committed to negotiate a new agreement by 2015 that will be applicable to all countries, developed and developing alike.

All three initiatives contribute to our larger efforts to help build stable, prosperous, democratic societies. We are embracing innovative new approaches. Our Missions in El Salvador, the Philippines, Ghana, and Tanzania are leading an innovative, data-driven, whole-of-government project to identify constraints and

create genuine Partnerships for Growth. Our budget also funds humanitarian response, care for refugees, and peacekeeping operations to help those in danger and dire need.

## **Our People and Global Presence**

Finally, all that we hope to accomplish depends on the men and women who carry out our policies. Whether they are maintaining critical relationships with foreign leaders, providing on-the-ground political and economic reporting, implementing critical development programs, reaching out to citizens of other nations through public diplomacy, or providing passports and emergency services to millions of Americans to travel abroad, their service and sacrifice are the backbone of America's civilian power. We owe it to them to provide the tools, facilities, and protection they need to do their jobs.

Our embassies around the world are powerful symbols of America's strength and staying power. Unfortunately, many are falling apart. This budget includes funds for repair and construction worldwide, but where possible, we have delayed important work to save taxpayers money.

The State Department and USAID are constantly seeking out opportunities to better serve the American people. Strategic investments in consular affairs have enabled us to respond quickly to skyrocketing demand for visas in several major markets, including Brazil and China. Over the past 15 months, we have reduced the average wait time for a U.S. visa interview in China from 60 days to less than 72 hours. This kind of improvement helps attract investment and tourism to the United States, which enhances American competitiveness and creates jobs.

American leadership in today's world is not a birthright. It is an achievement, a responsibility, and an exciting opportunity. Generations of Americans have risen to meet moments just like this one with optimism, resolve, and a willingness to invest the resources necessary to build a better future. The men and women of the State Department and USAID put those resources to work every day. Our budget request gives them the tools to serve the American people and sustain our leadership in a changing world.

  
Hillary Rodham Clinton

*This page intentionally left blank*

# BUDGET AND PERFORMANCE SUMMARY

*In the next 10 years, we need to be smart and systematic about where we invest time and energy, so that we put ourselves in the best position to sustain our leadership, secure our interests, and advance our values. One of the most important tasks of American statecraft over the next decade will therefore be to lock in substantially increased investment...*

Hillary Rodham Clinton  
Secretary of State  
Foreign Policy Magazine, November 2011

## **Overview**

The complexion of foreign policy is ever changing, and our leadership over the past year was continuously drawn upon as events unfolded around the world. Our leadership has been tested, but our resolve is unmatched, and now we continue the path forward with the President's foreign policy agenda.

To meet the goals set out by the President, the Secretary of State's FY 2013 request continues to strengthen diplomacy and development so that they stand alongside defense as core pillars of American power. Abroad, we are strengthening alliances, forging new partnerships, and using every tool of American power to advance our objectives –including enhanced diplomatic and development capabilities with the ability both to prevent conflict and to work alongside our military.

True partnership is based on shared effort and responsibility. Mindful of the fiscal realities confronting the U.S. Government and our nation, our budget request reflects adherence to fiscal discipline by making choices among competing policy priorities.

The State Operations FY 2013 Congressional Budget Justification supports the achievement of the Department's Strategic Goals and U.S. foreign policy priorities. This budget request (CBJ Vol. 1), together with the Foreign Operations Congressional Budget Justification (CBJ Vol. 2), serves as the Department's FY 2013 Annual Performance Plan (APP) and FY 2011 Annual Performance Report (APR). The APP/APR details the work conducted by the Department and USAID to achieve their joint mission to: *shape and sustain a peaceful, prosperous, just, and democratic world and foster conditions for stability and progress for the benefit of the American people and people everywhere.*

Like all international affairs agencies, programs funded under the Department of State Operations are adjusting strategies and plans, focusing programs, leveraging resources, and placing greater emphasis on demonstrating results. The Department is leveraging interagency funding structures such as Capital Security Cost Sharing (CSCS) and International Cooperative Administrative Support Services (ICASS) to consolidate costs while delivering a robust interagency platform. The Department is also reaching out to allies, donors, and private organizations to leverage investments for maximum impact.

The FY 2013 request contains two components: funding in the enduring budget for ongoing responsibilities and core programs, and funding in a separate Overseas Contingency Operations (OCO) budget for extraordinary and temporary requirements associated with achieving key national security goals in the frontline states of Afghanistan, Pakistan, and Iraq.

## **BUDGET AND PERFORMANCE SUMMARY**

The FY 2013 request of \$13.511 billion for enduring State Operations appropriations support the Department's overseas and domestic programs, Presidential initiatives, and the enduring costs for the U.S. civilian presence in Afghanistan, Pakistan, and Iraq. This represents a \$1.097 billion net increase over the FY 2012 estimate, including an increase of \$390.6 million to meet the President's commitment to fully pay international organization and peacekeeping assessments; an increase of \$563.4 million for State Programs, including Diplomatic and Consular Programs (D&CP); an increase of \$100.7 million in Embassy Security Construction and Maintenance (ESCM); and an increase of \$66 million for Other Administration of Foreign Affairs Programs. Funding for Related Programs and International Commissions includes a decrease of \$23.4 million from the net FY 2012 estimate. In addition to appropriated funding, the FY 2013 request includes \$3.3 billion in fee-funded activities, primarily the Border Security Program.

### ***FY 2013 Budget Request***

The FY 2013 request for the Department of State enduring appropriations totals \$13.511 billion, excluding mandatory funding for the Foreign Service Retirement Disability Fund. The FY 2013 request is an increase of \$1.097 billion.

#### **Frontline States**

The FY 2013 request includes \$538.4 million for the Department's D&CP Ongoing Operations and Worldwide Security Upgrades in Afghanistan, Pakistan, and Iraq, an increase of \$182.1 million from the FY 2012 estimate. Enduring funding for Afghanistan supports core operations for Embassy Kabul, including security and cultural exchange programs. Funding for Pakistan provides for ongoing embassy and consulate operations, cultural exchanges, and a portion of the OIG's Middle East Regional Office. Iraq remains the largest component of the enduring Frontline States request, recognizing that Embassy Baghdad and newly-established consulates will continue to have high operating costs in D&CP and ESCM relative to other missions, as well as OIG oversight, and funding in the Contributions to International Organizations account to support United Nations Assistance Mission for Iraq (UNAMI) outreach.

#### **Rebuilding Civilian Capacity**

The Diplomacy 3.0 initiative continues the Department's multi-year strategy to build civilian capacity by filling long-standing staffing gaps, improving language skills in key positions, and adding new positions in the most strategically critical posts and policy bureaus. A key benchmark has been to increase the size of the Foreign Service by 25 percent relative to 2008, and the FY 2013 request would enable cumulative growth of 18 percent by funding 121 positions, including 82 Foreign Service positions and 39 Civil Service positions. These positions will be focused on QDDR priorities, particularly bureaus for energy and counter-terrorism issues, and supporting presidential priorities such as the establishment of an Embassy in Juba and supporting Haiti's recovery.

#### **International Organizations**

The FY 2013 request of \$3.669 billion for assessed Contributions to International Organizations (CIO) and Contributions to International Peacekeeping Assessments (CIPA) supports \$1.570 billion in U.S. dues for membership in over 40 international organizations and U.S. assessments of \$2.099 billion for at least 15 active peacekeeping missions. This level is consistent with the expectations set by the President that the U.S. will pay its multilateral obligations in full, and the specific priorities set by the National Security Council, which has made robust peacekeeping operations in Somalia, Darfur, and Sudan a top national security priority. The FY 2013 request does not reflect dramatic increases in actual costs for multilateral



## **BUDGET AND PERFORMANCE SUMMARY**

operations, but rather the full utilization of peacekeeping credits over FY 2011-2012, and the impact of exchange rates fluctuations resulting from the European economic and fiscal environment.

### **Infrastructure**

The request includes \$1.921 billion for investments in, and sustainment of, the Department's domestic and overseas infrastructure, an increase of \$127.1 million over the FY 2012 estimate. Facilities managed by the Bureaus of Overseas Building Operations (OBO) and Administration (A) provide for safety and security of U.S. Government personnel. Recognizing the importance of maintaining the \$44 million in shared overseas infrastructure, the request includes \$162 million for the Department contribution to the new Maintenance Cost-Sharing Program, an increase of \$27 million over FY 2012 estimate. In light of constraints faced by the Department and other civilian agencies, \$439 million is requested for Capital Security Cost-Sharing Construction, a decrease of \$270 million from the FY 2012 estimate. Funding for the Bureau of Administration for domestic infrastructure provides \$290 million for ongoing leases, renovations, and acquisition planning in the Washington, DC area, a \$33 million increase from FY 2012 due to non-recurring costs.

### **Public Diplomacy and Exchanges**

Public diplomacy (PD) supports the achievement of U.S. foreign policy goals, enhances national security by influencing foreign publics, and strengthens people-to-people relationships. The FY 2013 request of \$1.094 billion for PD and exchange programs, an increase of \$26 million over the FY 2012 estimate, supports the Department's strategic realignments, maximizing outreach to emerging powers and demographic groups. Key realignments within D&CP Public Diplomacy include a shift of regional bureau funding to Public Affairs, associated with the creation of regional media hubs. The funding level for ECA is leveraging feedback from extensive consultations with post Public Affairs Officers to prioritize the most cost-effective education and cultural exchange programs.

### **Enabling Ongoing Operations**

The remainder of the enduring request totals \$6.288 billion. The Department has identified spending reductions through non-recurring one-time costs funded in FY 2012, shifting support of U.S. direct hire consular staff from appropriations to fee-based funding, factoring in the establishment of the OCO accounts and limiting the increases for current services. Increases to support current services were constrained by holding domestic inflation to two percent and American pay increases to one half percent. Overseas wage adjustments are held to six percent, assuming the two-year civilian pay freeze ends in December 2012, and overseas inflation is held to three percent, less than half the average rate that most posts have experienced over the last five years. Efficiency savings applied in FY 2012 are recurred in the FY 2013 request.

### **Overseas Contingency Operations**

State Operations funding for Overseas Contingency Operations (OCO), totaling \$4.362 billion, is addressed in a separate chapter. OCO funding is of critical importance in planning for the ongoing national security challenges in Afghanistan, Pakistan, and Iraq. The FY 2013 State Operations OCO request retains the same concepts as included in the FY 2012 budget, but reflects the augmenting trajectories of our transition efforts in Afghanistan and Iraq.

### **Campaign to Cut Waste**

In support of this White House Initiative, the Department is implementing cost saving efficiency measures for information technology, electronic signatures, and freight consolidation. When fully implemented these may save the Federal Government up to \$27 million through FY 2015. Also, in support of the President's Executive Order 13589, "Promoting Efficient Spending", the Department is actively pursuing other efficiency initiatives in order to reallocate funds to higher priorities. Specifically,

## BUDGET AND PERFORMANCE SUMMARY

the Department has identified over \$100 million in FY2012-FY2013 administrative savings through measures including more efficient travel, procurement, and printing.

### **Delivering an Efficient, Effective, and Accountable Government**

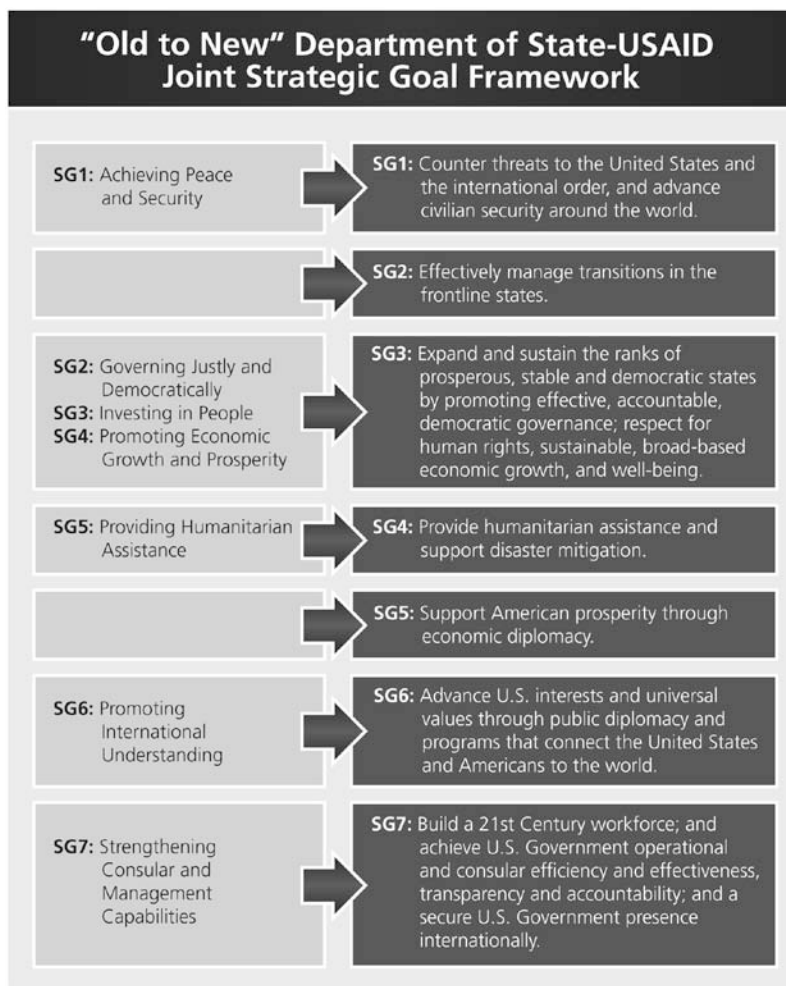
The Department is actively working to implement the Government Performance and Results Act Modernization Act. To this end, the Department has worked with USAID to develop joint Agency Priority Goals (APGs), per OMB Memorandum M-11-31. The APGs are measurable, near-term goals that align with the long-term strategic goals and priorities of the Department and USAID. These eight APGs are outcome-based and reflect the Secretary’s and Administrator’s highest priorities through FY 2013.

### ***Linking Resources to Foreign Affairs Outcomes***

The Department of State and USAID are the lead U.S agencies for carrying out the President’s foreign policy agenda, which includes developing and executing U.S. foreign policy and interacting with foreign governments and international organizations. The Department of State supports diplomats and development experts who protect our national security, promote our economic growth, and protect our values in virtually every country in the world. The State Department and USAID budgets amount to only one percent of total federal budget outlays, an investment on the part of the American people that pays excellent returns and constitutes an integrated strategy for renewing America’s global leadership.

### ***Budget and Performance Management***

Strategic planning and performance management are guided in the Department and USAID by the Quadrennial Diplomacy and Development Review (QDDR) released in December 2010 and covering FY 2010 - FY 2014, and the Government Performance and Results Act Modernization Act of 2010 (GPRAMA). The QDDR sets institutional priorities and provides strategic guidance as a framework for the most effective allocation of resources. The QDDR serves as the State-USAID Joint Strategic Plan for FY 2011 – FY 2016 and continues to address key U.S. foreign policy and national security priorities. Effective with the FY 2013 strategic planning and budget formulation processes, the Department and USAID implemented a new Joint Strategic Goal Framework. This new Joint Strategic Goal Framework is depicted above, with a crosswalk from the strategic goals of the previous strategic plan.



## BUDGET AND PERFORMANCE SUMMARY

The Department and USAID carry out their joint mission in a worldwide workplace, focusing their energies and resources wherever they are most needed to best serve the American people and around the world. Headquartered in the Washington DC, the Department has an extensive global presence, with more than 260 Embassies, consulates, and other posts in more than 180 countries. To view the organizational structure of the Department of State, see page 9 in the FY 2011 Agency Financial Report:

<http://www.state.gov/s/d/rm/rls/perfrpt/2011/index.htm>

The Department continues to make great strides to identify and use performance indicators that are useful for decision making, are of high quality, and are most representative of its goals. This budget justification includes a sample of key performance indicators with measures and milestones in various CBJ chapters to show agency-level progress and challenges towards the joint strategic goals. These key indicators are presented by CBJ chapters and not sequentially by strategic goals. At the end of this volume, a Performance Overview and Analysis chapter (Performance chapter) presents and discusses State Operations resources supporting the strategic goals sequentially.

The performance chapter summarizes and analyzes relevant performance information from 63 indicators featured throughout the CBJ. More information on the Department's selection of these indicators is presented in the Performance chapter.

Highlights from the Performance Overview and Analysis chapter at the end of this volume include:

- The Department's FY 2013 budget request for State Operations for each strategic goal;
- Selection Criteria for Performance Indicators with a list of active and discontinued performance indicators by Strategic Goal with a summary of FY 2011 performance ratings and verification and validation of data to support the accuracy and reliability of active performance indicators and reason for discontinuation;
- An assessment of the quantitative and qualitative indicators that summarizes how successful the Department has been in meeting previously established annual targets;
- A comparison of actual performance with target levels, an analysis and explanation of the causes of variances or changes in trends, and a sample of six illustrative indicators for six strategic goals that represent the majority of the State Operations budget; and
- A summary of evaluations initiated or completed in FY 2011 of State Operations funded programs, projects, activities, and initiatives.

In both CBJ Vols. 1 and 2, historical performance trend is displayed for five preceding fiscal years. FY 2007 marked the first year of program planning and implementation under the foreign assistance reform announced in 2006. State-USAID also issue a *Joint Summary of Performance and Financial Information* report available to the public on the respective agency's website in mid-February every year.

### ***State-USAID Agency Priority Goals***

Under the leadership of Secretary Clinton, the Department of State and USAID have developed a new strategic approach to accomplishing their shared mission, focusing on robust diplomacy and development as central components to solving global problems. Per the GPRA Modernization Act of 2010, State and USAID are submitting for OMB consideration eight outcome-focused agency priority goals (APGs) that reflect the Secretary's and USAID Administrator's highest priorities. These near-term goals advance the Joint Strategic Goals, reflect USAID and State strategic and budget priorities and will continue to be of particular focus for the two agencies through FY 2013. The short title of each APG is identified below by

# BUDGET AND PERFORMANCE SUMMARY

the Strategic Goal it supports. The full APG language, goal leads, collaborating partners, and additional information on the goals can be found in the Performance Chapter of this document.

Strategic Goal	Agency Priority Goals
<b>Strategic Goal 2:</b> Effectively manage transitions in the frontline states.	Afghanistan
<b>Strategic Goal 3:</b> Expand and sustain the ranks of prosperous, stable and democratic states by promoting effective, accountable, democratic governance; respect for human rights; sustainable, broad-based economic growth; and well-being.	Democracy, Climate Change, Food Security, Global Health
<b>Strategic Goal 5:</b> Support American prosperity through economic diplomacy.	Economic Statecraft
<b>Strategic Goal 7:</b> Build a 21 <sup>st</sup> Century workforce; and achieve U.S. government operational and consular efficiency and effectiveness, transparency and accountability; and a secure U.S. government presence internationally.	Management, Procurement Management/Local Development Partners

## *Program Evaluation*

Evaluations are an essential component to implementing the Department’s diplomatic and development programs. Evaluations allow managers to better understand their programs and give policy makers a tool to assess the capacity of a particular program, project or intervention. The Department has revised its evaluation policy to strengthen its connection to the evaluation of both State Operations and Foreign Operations funded programs. The Department’s revised policy and evaluation activities are discussed in more detail in the Performance Overview and Analysis Chapter of Vol. 1 of the State Operations CBJ. The Department’s evaluation policy is available at <http://www.state.gov/s/d/rm/rls/fs/2011/163299.htm>.

## SUMMARY OF APPROPRIATIONS

(\$ in thousands)

	FY 2011 Actual	FY 2012 Estimate(14)	FY 2013 Request	Increase / Decrease
<b>Administration of Foreign Affairs</b>	<b>11,225,929</b>	<b>8,859,106</b>	<b>9,588,876</b>	<b>729,770</b>
State Programs	8,776,445	6,588,511	7,151,919	563,408
Diplomatic and Consular Programs (1)	8,717,065	6,529,131	7,068,619	539,488
Ongoing Operations	7,220,009	5,174,131	5,640,151	466,020
Worldwide Security Protection (2)	1,497,056	1,355,000	1,428,468	73,468
Capital Investment Fund	59,380	59,380	83,300	23,920
Embassy Security, Construction, and Maintenance	1,630,953	1,537,000	1,637,724	100,724
Ongoing Operations (3)	837,543	762,000	948,925	186,925
Worldwide Security Upgrades	793,410	775,000	688,799	(86,201)
Other Administration of Foreign Affairs	818,531	733,595	799,233	65,638
Conflict Stabilization Operations (4)	35,197	21,816	56,500	34,684
Office of Inspector General (5)	104,790	61,904	65,622	3,718
Educational and Cultural Exchange Programs (6)	599,550	583,200	586,957	3,757
Representation Allowances (7)	7,840	7,300	7,484	184
Protection of Foreign Missions and Officials	27,944	27,000	28,200	1,200
Emergencies in the Diplomatic and Consular Service (8)	19,353	9,300	9,500	200
Buying Power Maintenance Account (9)	0	0	0	0
Repatriation Loans Program Account (10)	1,574	1,447	1,800	353
Payment to the American Institute in Taiwan (11)	21,778	21,108	37,200	16,092
International Chancery Center (12)	505	520	5,970	5,450
<i>Foreign Service Retirement and Disability Fund (non-add)</i> (13)	<i>158,900</i>	<i>158,900</i>	<i>158,900</i>	<i>0</i>
<b>International Organizations</b>	<b>3,462,582</b>	<b>3,277,882</b>	<b>3,668,505</b>	<b>390,623</b>
Contributions to International Organizations	1,578,651	1,449,700	1,570,005	120,305
Contributions for International Peacekeeping Activities	1,883,931	1,828,182	2,098,500	270,318
<b>International Commissions (Function 300)</b>	<b>132,642</b>	<b>124,162</b>	<b>122,100</b>	<b>(2,062)</b>
International Boundary and Water Commission - S&E	43,213	44,722	46,700	1,978
International Boundary and Water Commission - Construction	26,447	31,453	30,400	(1,053)
American Sections	12,583	11,687	12,200	513
International Joint Commission	7,984	7,012	7,392	380
International Boundary Commission	2,354	2,279	2,441	162
Border Environment Cooperation Commission	2,245	2,396	2,367	(29)
International Fisheries Commissions	50,399	36,300	32,800	(3,500)

## SUMMARY OF APPROPRIATIONS

	FY 2011 Actual	FY 2012 Estimate(14)	FY 2013 Request	Increase / Decrease
<b>Related Programs</b>	<b>158,612</b>	<b>153,179</b>	<b>131,821</b>	<b>(21,358)</b>
The Asia Foundation	17,864	17,000	15,400	(1,600)
Center for Middle Eastern-Western Dialogue	1,304	840	798	(42)
Eisenhower Exchange Fellowship Program	304	500	449	(51)
Israeli Arab Scholarship Program	418	375	374	(1)
East-West Center	20,958	16,700	10,800	(5,900)
National Endowment for Democracy	117,764	117,764	104,000	(13,764)
<b>TOTAL, Department of State Appropriations</b>	<b>14,979,765</b>	<b>12,414,329</b>	<b>13,511,302</b>	<b>1,096,973</b>

### Summary of Appropriations Footnotes:

FY 2011 Actual does not include a \$55 million unobligated balance rescission to Diplomatic and Consular Programs, Worldwide Security Protection and a \$17 million unobligated balance rescission to Buying Power Maintenance.

FY 2012 Estimate does not include a \$5.7 million unobligated balance rescission to Diplomatic and Consular Programs, Ongoing Operations Worldwide and an \$8 million unobligated balance rescission to Diplomatic and Consular Programs, Worldwide Security Protection.

(1) FY 2011 Actual reflects the following transfers: \$18.0 million transferred from the Buying Power Maintenance Account; \$356,100 transferred to Representation Allowances; \$10.0 million transferred to Emergencies in the Diplomatic and Consular Service; \$3.5 million transferred to Embassy Security, Construction, and Maintenance; \$58.1 million transferred to other agencies for Afghanistan Operations; \$750,000 transferred to Educational and Cultural Exchanges; and \$670,000 transferred to the American Institute in Taiwan. FY 2012 Estimate includes the transfer of \$21.8 million from Diplomatic and Consular Programs to Conflict Stabilization Operations.

(2) FY 2011 Actual reflects net transfers of \$56,213 of which \$749,213 was transferred from USAID Office of Civilian Response, and \$693,000 transferred to Embassy Security, Construction, and Maintenance.

(3) FY 2011 Actual includes the transfer of \$3.5 million from Diplomatic and Consular Programs for American Centers; a \$10 million transfer from Diplomatic and Consular Programs (Consular Affairs Border Security Machine Readable Visa Fees); and, a \$693,000 transfer from Worldwide Security Protection.

(4) FY 2012 Estimate includes the transfer of \$21.8 million from Diplomatic and Consular Programs to Conflict Stabilization Operations.

(5) FY 2011 includes \$57.4 million for DOS OIG, \$25.5 million for the Special Inspector General for Afghanistan Reconstruction (SIGAR), and \$22.0 million for the Special Inspector General for Iraq Reconstruction (SIGIR). In FY 2012 and FY 2013, funding for SIGAR and SIGIR are included in Overseas Contingency Operations (OCO).

(6) FY 2011 Actual includes \$750,000 transferred from Diplomatic and Consular Programs.

(7) FY 2011 Actual includes \$356,100 transferred from Diplomatic and Consular Programs.

(8) FY 2011 Actual includes \$10.0 million transferred from Diplomatic and Consular Programs and \$127,134 transferred to Repatriation Loans Program Account.

(9) FY 2011 Actual includes the transfer of \$18 million to Diplomatic and Consular Programs.

(10) FY 2011 Actual includes \$127,134 transferred from Emergencies in the Diplomatic and Consular Service.

(11) FY 2011 Actual includes \$670,000 transferred from Diplomatic and Consular Programs.

## SUMMARY OF APPROPRIATIONS

(12) Reflects scoring of obligations from the International Chancery Center Trust Fund, as included in the FY2013 President's Budget Appendix. Proposed appropriations language for this project is based on the Diplomatic and Consular Programs fees and payments provisions of Division I, Title I of Public Law 112-74.

(13) FY 2011 Actual, FY 2012 Estimate and FY 2013 Request includes mandatory funding for both the Department of State and the United States Agency for International Development.

(14) FY 2012 Estimate levels do not include funds appropriated to certain accounts under the Overseas Contingency Operations title, including Embassy Security, Construction, and Maintenance (\$33 million), Conflict Stabilization Operations (\$8.5 million), Office of the Inspector General (\$3.3 million), Educational and Cultural Exchange Programs (\$15.6 million), and Contributions to International Organizations (\$101.3 million). With the exception of OIG, full funding for these accounts in FY 2013 is requested in the base request.

## SUMMARY OF DIRECT POSITIONS

Appropriations	FY 2011 Actual	FY 2012 Estimate	FY 2013 Request	Increase / Decrease
Administration of Foreign Affairs	20,058	19,919	19,810	(109)
State Programs	18,069	17,918	17,873	(45)
Diplomatic and Consular Programs	18,069	17,918	17,873	(45)
Ongoing Operations	16,292	16,211	16,166	(45)
Worldwide Security Protection	1,777	1,707	1,707	0
Embassy Security, Construction and Maintenance	1,014	1,014	1,014	0
Other Administration of Foreign Affairs	975	987	923	(64)
Conflict Stabilization Operations	247	247	183	(64)
Office of the Inspector General	318	318	318	0
Educational And Cultural Exchange Programs	410	422	422	0
International Commissions	345	345	345	0
International Boundary and Water Commission - S&E	295	295	313	18
International Boundary and Water Commission - Construction	18	18	0	(18)
American Sections	32	32	32	0
International Joint Commission	24	24	24	0
International Boundary Commission	8	8	8	0
State Appropriations Act	20,403	20,264	20,155	(109)

Staffing table includes U.S.-direct hire positions funded by State Department appropriations; the table does not include Foreign Service National (FSN) and Border Security Program (BSP) fee-funded positions. The FY 2013 positions do not include OCO or fee funding.

### *Increase in Foreign Service and Civil Service Positions*

	FY 2012 Estimate			FY 2013 Request		
	Foreign Service	Civil Service	Subtotal	Foreign Service	Civil Service	Subtotal
Diplomatic and Consular Programs						
Ongoing Operations	0	0	0	82	39	121
Worldwide Security Protection	0	0	0	0	0	0
Embassy, Security, Construction, & Maintenance	0	0	0	0	0	0
Conflict Stabilization Operations	0	0	0	0	0	0
Educational and Cultural Exchange Programs	0	0	0	0	0	0
State Total	0	0	0	82	39	121

Staffing table includes U.S.-direct hire positions by Department of State appropriations. The table does not include Foreign Service National (FSN) and Border Security Program (BSP) fee-funded positions.



# DEPARTMENT OF STATE APPROPRIATIONS – TEN-YEAR HISTORY

(Including Supplemental Funding - \$ in thousands)

Appropriations	FY 2004 Actual <sup>2</sup>	FY 2005 Actual <sup>2</sup>	FY 2006 Actual <sup>2</sup>	FY 2007 Actual <sup>2</sup>	FY 2008 Actual <sup>2</sup>	FY 2009 Actual <sup>2</sup>	FY 2010 Actual <sup>2</sup>	FY 2011 Actual <sup>2</sup>	FY 2012 <sup>1</sup> Estimate	FY 2013 <sup>1</sup> Request
Administration of Foreign Affairs										
State Programs										
Diplomatic & Consular Programs - Ongoing Operations	4,331,530	4,256,316	4,961,443	4,423,164	5,639,449	5,811,350	7,872,361	7,220,009	5,174,131	5,640,151
D&CP - Worldwide Security Protection	639,896	649,904	730,816	778,449	1,178,938	1,341,758	1,586,214	1,497,056	1,355,000	1,428,468
Worldwide IT Infrastructure	39,579	--	--	--	--	--	--	--	--	--
<i>Subtotal, Diplomatic &amp; Consular Programs</i>	<i>5,011,005</i>	<i>4,906,220</i>	<i>5,692,259</i>	<i>5,201,613</i>	<i>6,818,387</i>	<i>7,153,108</i>	<i>9,458,575</i>	<i>8,717,065</i>	<i>6,529,131</i>	<i>7,068,619</i>
Capital Investment Fund	79,158	51,452	58,143	58,143	59,575	323,000	139,000	59,380	59,380	83,300
Centralized IT Modernization Program	--	76,811	68,482	--	--	--	--	--	--	--
<b>Subtotal, State Programs</b>	<b>5,090,163</b>	<b>5,034,483</b>	<b>5,818,884</b>	<b>5,259,756</b>	<b>6,877,962</b>	<b>7,476,108</b>	<b>9,597,575</b>	<b>8,776,445</b>	<b>6,588,511</b>	<b>7,151,919</b>
Embassy Security, Construction & Maintenance										
Ongoing Operations	588,323	603,510	591,153	592,277	755,050	801,344	970,250	837,543	762,000	948,925
Supplemental	--	592,000	--	--	--	--	--	--	--	--
Worldwide Security Upgrades/Security Construction	753,388	774,831	799,852	799,852	638,810	1,868,025	847,300	793,410	775,000	688,799
Compound Security/Support Costs	98,948	125,303	98,722	98,723	108,414	--	--	--	--	--
<b>Subtotal, Embassy Security, Construction &amp; Maintenance</b>	<b>1,440,659</b>	<b>2,095,644</b>	<b>1,489,727</b>	<b>1,490,852</b>	<b>1,502,274</b>	<b>2,669,369</b>	<b>1,817,550</b>	<b>1,630,953</b>	<b>1,537,000</b>	<b>1,637,724</b>
Conflict Stabilization Operations <sup>3</sup>	--	--	--	--	--	45,000	80,000	35,197	21,816	56,500
Office of Inspector General	31,369	30,028	30,945	31,414	52,233	121,122	105,600	104,790	61,904	65,622
Educational & Cultural Exchange Programs	316,633	355,932	431,275	465,671	501,347	538,000	635,000	599,550	583,200	586,957
Representation Allowances	8,905	8,525	8,175	8,175	8,109	8,175	8,536	7,840	7,300	7,484
Protection of Foreign Missions & Officials	75,395	9,762	9,270	9,270	22,814	22,814	28,000	27,944	27,000	28,200
Emergencies in the Diplomatic & Consular Service	32,366	877	43,872	13,440	8,927	29,000	29,423	19,353	9,300	9,500
Buying Power Maintenance Account	--	--	--	--	--	5,000	30,500	--	--	--
Repatriation Loans Program Account	1,326	1,313	1,302	1,302	1,275	1,353	1,902	1,574	1,447	1,800
Payment to the American Institute in Taiwan	18,584	19,222	19,499	15,826	16,219	16,840	23,158	21,778	21,108	37,200
International Chancery Center	--	--	--	--	--	--	--	505	520	5,970
<i>Foreign Service Retirement &amp; Disability Fund (Mandatory, non-add)</i>	<i>134,979</i>	<i>132,600</i>	<i>131,700</i>	<i>126,400</i>	<i>158,900</i>	<i>157,100</i>	<i>158,900</i>	<i>158,900</i>	<i>158,900</i>	<i>158,900</i>
<b>Subtotal, Administration of Foreign Affairs</b>	<b>7,015,400</b>	<b>7,555,786</b>	<b>7,852,949</b>	<b>7,295,706</b>	<b>8,991,160</b>	<b>10,932,781</b>	<b>12,357,244</b>	<b>11,225,929</b>	<b>8,859,106</b>	<b>9,588,876</b>

## DEPARTMENT OF STATE APPROPRIATIONS – TEN-YEAR HISTORY

(Including Supplemental Funding - \$ in thousands)

International Organizations										
Contributions to International Organizations	999,830	1,166,212	1,151,317	1,201,317	1,409,429	1,604,400	1,682,500	1,578,651	1,449,700	1,570,005
Contributions for International Peacekeeping Activities	695,056	1,113,455	1,152,075	1,418,275	2,064,225	2,388,500	2,221,500	1,883,931	1,828,182	2,098,500
<b>Subtotal, International Organizations</b>	<b>1,694,886</b>	<b>2,279,667</b>	<b>2,303,392</b>	<b>2,619,592</b>	<b>3,473,654</b>	<b>3,992,900</b>	<b>3,904,000</b>	<b>3,462,582</b>	<b>3,277,882</b>	<b>3,668,505</b>
International Commissions (Function 300)										
International Boundary & Water Commission - Salaries & Expenses	25,726	26,880	27,642	28,368	30,184	32,455	33,000	43,213	44,722	46,700
International Boundary & Water Commission - Construction	3,514	5,239	5,232	5,232	125,209	263,051	43,250	26,447	31,453	30,400
American Sections	8,850	9,466	9,911	9,962	10,851	11,649	12,608	12,583	11,687	12,200
International Joint Commission	5,491	6,214	6,417	6,450	7,131	7,559	8,000	7,984	7,012	7,392
International Boundary Commission	1,248	1,231	1,411	1,418	1,518	1,970	2,359	2,354	2,279	2,441
Border Environment Cooperation Commission	2,111	2,021	2,083	2,094	2,202	2,120	2,249	2,245	2,396	2,367
International Fisheries Commissions	19,097	21,688	23,693	23,693	26,312	29,925	53,976	50,399	36,300	32,800
<b>Subtotal, International Commissions (Function 300)</b>	<b>57,187</b>	<b>63,273</b>	<b>66,478</b>	<b>67,255</b>	<b>192,556</b>	<b>337,080</b>	<b>142,834</b>	<b>132,642</b>	<b>124,162</b>	<b>122,100</b>
Related Programs										
The Asia Foundation	12,863	12,826	13,821	13,821	15,374	16,000	19,000	17,864	17,000	15,400
Center for Middle Eastern-Western Dialogue - Trust Fund	6,679	6,660	4,936	--	--	--	--	--	--	--
Center for Middle Eastern-Western Dialogue - Program	247	622	740	740	868	875	875	1,304	840	798
Eisenhower Exchange Fellowship Program	495	493	494	494	496	500	500	304	500	449
Israeli Arab Scholarship Program	371	370	370	370	372	177	375	418	375	374
East-West Center	17,692	19,240	18,994	18,994	19,342	21,000	23,000	20,958	16,700	10,800
National Endowment for Democracy	39,579	59,199	74,042	74,042	--	115,000	118,000	117,764	117,764	104,000
<b>Subtotal, Related Programs</b>	<b>77,926</b>	<b>99,410</b>	<b>113,397</b>	<b>108,461</b>	<b>36,452</b>	<b>153,552</b>	<b>161,750</b>	<b>158,612</b>	<b>153,179</b>	<b>131,821</b>
<b>TOTAL, DEPARTMENT OF STATE APPROPRIATIONS</b>	<b>8,845,399</b>	<b>9,998,136</b>	<b>10,336,216</b>	<b>10,091,014</b>	<b>12,693,822</b>	<b>15,416,313</b>	<b>16,565,828</b>	<b>14,979,765</b>	<b>12,414,329</b>	<b>13,511,302</b>
<sup>1</sup> Funding for non-base requirements for contingency operations requested in Overseas Contingency Operations (OCO) Account.										
<sup>2</sup> Actuals include transfers.										
<sup>3</sup> Conflict Stabilization Operations (CSO) formerly known as Conflict Stabilization Operations (CSI).										
<b>Subtotal, Department of State Function 150</b>	<b>8,788,212</b>	<b>9,934,863</b>	<b>10,269,738</b>	<b>10,023,759</b>	<b>12,501,266</b>	<b>15,079,233</b>	<b>16,422,994</b>	<b>14,847,123</b>	<b>12,290,167</b>	<b>13,389,202</b>

## PUBLIC DIPLOMACY RESOURCE SUMMARY

(\$ in thousands)

	FY 2011 Actual				FY 2012 Estimate				FY 2013 Request			
	Positions	American Salaries	Bureau Managed	Total	Positions	American Salaries	Bureau Managed	Total	Positions	American Salaries	Bureau Managed	Total
Diplomatic and Consular Programs												
<i>Regional Bureaus</i>	775	95,428	279,226	374,654	779	89,585	234,713	324,298	779	90,101	244,724	334,825
<i>Bureau of International Information Programs</i>	290	29,029	70,727	99,756	286	33,463	83,771	117,234	276	32,459	104,661	137,120
<i>Functional Bureaus</i>	290	29,154	18,661	47,815	62	7,130	18,520	25,650	62	7,164	18,811	25,975
<i>Payment - FSNSLTF</i>	-	-	2,238	2,238	-	-	2,204	2,204	-	-	2,204	2,204
<i>Central Program Increases</i>	-	-	-	-	-	-	-	-	10	1,150	6,151	7,301
Total, Public Diplomacy	1,355	153,611	370,852	524,463	1,127	130,178	339,208	469,386	1,127	130,874	376,551	507,425
Sect. 810 USIEE Act Fees	-	-	11,000	11,000	-	-	11,000	11,000	-	-	11,000	11,000
Representation Allowances	-	-	1,685	1,685	-	-	1,643	1,643	-	-	1,685	1,685
Educational and Cultural Exchanges	410	-	599,550	599,550	422	-	583,200	583,200	422	-	586,957	586,957
National Endowment for Democracy	-	-	117,764	117,764	-	-	117,764	117,764	-	-	104,000	104,000
East West Center	-	-	20,958	20,958	-	-	16,700	16,700	-	-	10,800	10,800
Eisenhower Exchange Fellowship Program	-	-	304	304	-	-	500	500	-	-	449	449
Israeli Arab Scholarship Program	-	-	418	418	-	-	375	375	-	-	374	374
Total, Public Diplomacy	1,765	153,611	1,122,531	1,276,142	1,549	130,178	1,070,390	1,200,568	1,549	130,874	1,091,816	1,222,690

FY 2011 Actual reflects the transfer of resources, totaling \$4.25 million to ESCM and ECA

*This page intentionally left blank*

# DEPARTMENT OF STATE FEE COLLECTIONS

## *Overview*

Like other U.S. Government agencies, the Department of State has the authority to charge user fees pursuant to 31 U.S.C. 9701. The Department also has specific statutory authority to charge certain consular fees (8 U.S.C. 1351; 22 U.S.C. 214, 4201, 4215, 4219, 4223, 4225), as well as certain other fees. While certain of these fees are required to be deposited into miscellaneous receipts in accordance with 31 U.S.C. 3302(b), a number of fee authorities specifically permit the Department retain the fees collected. The following section cites the authority for major fee collections that are retained by the Department (or, in the case of the H and L fraud prevention and detection fee, deposited into the Treasury but then made partially available to the Department) and notes the use of each fee.

## *Fee Collections by Bureau*

### *Bureau of Consular Affairs*

#### **Machine Readable Visa Fees**

Section 140 of Title I of the Foreign Relations Authorization Act, Fiscal Years 1994 and 1995 (8 U.S.C. 1351 note) as supplemented by 8 U.S.C. 1713, authorizes the Department to charge a fee for processing machine readable non-immigrant visas and to deposit such fees as offsetting collections to any Department appropriation to recover the costs of providing consular services. These fees finance much of the Department's Border Security Program.

#### **Expedited Passport Fees**

The Departments of Commerce, Justice, and State, the Judiciary, and Related Agencies Appropriations Act, 1995 (22 U.S.C. 214 note) authorizes the Department to charge and retain a fee for expedited passport services, to be deposited as an offsetting collection. These fee receipts are used to fund information technology programs.

#### **Passport Security Surcharge and Immigrant Visa Security Surcharge**

The Departments of Commerce, Justice, and State, the Judiciary, and Related Agencies Appropriations Act, 2005 (8 U.S.C. 1714), authorizes the Department to charge and retain immigrant visa and passport surcharges related to consular services in support of enhanced border security. These fees finance a significant portion of the Department's Border Security Program. *See also* Department of State Authorities Act of 2006 (P.L. 109-472) (authorizing Secretary of State to amend administratively the amounts of the surcharges).

#### **H and L Fraud Prevention and Detection Fee**

Section 426 of the L-1 Visa and H-1B Visa Reform Act (Div. J, P. L. 108-447), and Section 403 of the Emergency Supplemental Appropriations Act for Defense, the Global War on Terrorism and Tsunami Relief (8 U.S.C. 1356(v)), authorize one-third of fees collected for H-1B, H-2B, and L applications, and deposited into a special "Fraud Prevention and Detection" account to be available to the Department of State for certain fraud prevention and detection activities. These fees finance fraud prevention components of the Department's Border Security Program. Pursuant to P.L. 112-10 the FY 2011 Carry forward balance reflects the cancellation of \$140 million in un-obligated balances.

## **DEPARTMENT OF STATE FEE COLLECTIONS**

### **Western Hemisphere Travel Initiative Surcharge**

The Passport Services Enhancement Act of 2005 (22 U.S.C. 214(b)(1)), authorizes the Department to charge a fee to cover the Department's costs of meeting increased demand for passports as a result of the implementation of the Western Hemisphere Travel Initiative. This program implements Section 7209 of the Intelligence Reform and Terrorism Prevention Act of 2004 (IRTPA) (P.L. 108-458), which mandates that the Secretary of Homeland Security, in consultation with the Secretary of State, develop and implement a plan to require U.S. citizens and certain non-U.S. citizens to present a passport or other secure documentation denoting identity and citizenship when entering the United States. The FY 2012 enacted budget included an extension of this authority through September 30, 2012, and the Department proposes a further one-year extension of this authority through September 30, 2013.

### **Diversity Visa Lottery Fees**

Section 636 of the Illegal Immigration Reform and Immigrant Responsibility Act of 1996 (8 U.S.C. 1153 note), provides that the Department of State may collect and retain a fee that ensures the recovery of the cost to the Department of allocating and processing applications for visas to be issued under the Diversity Visa Lottery Program. These fee collections are available until expended to provide consular services and are deposited as an offsetting collection.

### **Affidavit of Support Fees**

Section 232 of the Admiral James W. Nance and Meg Donovan Foreign Relations Authorization Act, 2000 and 2001 (8 U.S.C. 1183a note), authorizes the Department to charge and retain fees relating to affidavits of support required under Section 213A of the Immigration and Nationality Act, 8 U.S.C. 1183a. These fee collections are available until expended and are deposited as an offsetting collection to recover the cost of providing consular services.

### **Bureau of Political-Military Affairs**

#### **Defense Trade Control Fees**

Registration fees are charged by the Directorate of Defense Trade Controls in accordance with Section 45 of the State Department Basic Authorities Act of 1956 (22 U.S.C. 2717) and are available without fiscal year limitation for specified expenses related to Defense Trade Control licensing, compliance, and enforcement activities, as well as information technology and automation to support these activities.

### **Bureau of Economic and Business Affairs**

#### **Commercial Services Fees**

Section 52 of the State Department Basic Authorities Act of 1956 (22 U.S.C. 2724) authorizes the Department to collect certain fees to recover the cost of providing commercial services at posts abroad in countries where the Department of Commerce does not perform commercial services. These fees are available until September 30 of the fiscal year following the fiscal year in which the funds were deposited.

### **Bureau of Educational and Cultural Affairs and Bureau of International Information Programs**

#### **Information and Educational Exchange Fees**

As authorized by section 810 of the United States Information and Educational Exchange Act (22 U.S.C. 1475e) and pursuant to annual appropriations, fees or other payments received from English teaching, library, motion pictures, and publication programs and from educational advising and counseling and exchange visitor programs are available until expended, including from the following programs:

## DEPARTMENT OF STATE FEE COLLECTIONS

- English Teaching Program
- Student Advising Program
- Library Program
- Exchange Visitor Services
- Publication Program
- Nouveaux Horizons
- Book Program
- Arabic Books

(\$ in thousands)	FY 2011 Actual	FY 2012 Estimate	FY 2013 Request	Increase/ Decrease
<b>Machine Readable Visa Fees</b>				
Carryforward Allocations	60,783	157,993	-	(157,993)
Prior Year Collections Unallocated	109,358	276,663	461,994	185,331
Current Year Collections* Projected (Net)	1,111,593	1,260,000	1,316,000	56,000
Total Collections Available	1,281,734	1,694,656	1,777,994	83,338
Carryforward Allocations Planned	-	-	-	-
Current Year Allocation Plan	1,005,071	1,232,662	1,366,956	134,294
Total Allocations	1,005,071	1,232,662	1,366,956	134,294
Unallocated Balance	276,663	461,994	411,038	(50,956)
<b>Western Hemisphere Travel Initiative Surcharges</b>				
Carryforward Allocations	8,899	13,828	-	(13,828)
Prior Year Collections Unallocated	67,883	40,268	24,727	(15,541)
Current Year Collections Projected (Net)	262,986	276,381	304,675	28,294
Total Collections Available	339,768	330,477	329,402	(1,075)
Carryforward Allocations Planned	-	-	-	-
Current Year Allocation Plan	299,500	305,750	301,560	(4,190)
Total Allocations	299,500	305,750	301,560	(4,190)
Unallocated Balance	40,268	24,727	27,842	3,115
<b>Passport Security Surcharges</b>				
Carryforward Allocations	2,193	827	-	(827)
Prior Year Collections Unallocated	113,657	296,800	151,627	(145,173)
Current Year Collections Projected (Net)	440,950	439,000	484,000	45,000
Total Collections Available	556,800	736,627	635,627	(101,000)
Carryforward Allocations Planned	-	-	-	-
Current Year Allocation Plan	260,000	585,000	506,310	(78,690)
Total Allocations	260,000	585,000	506,310	(78,690)
Unallocated Balance	296,800	151,627	129,317	(22,310)
<b>Immigrant Visa Security Surcharges</b>				
Carryforward Allocations	-	763	-	(763)
Prior Year Collections Unallocated	6,148	23,078	10,891	(12,187)
Current Year Collections Projected (Net)	52,730	42,920	43,290	370
Total Collections Available	58,878	66,761	54,181	(12,580)
Carryforward Allocations Planned	-	-	-	-
Current Year Allocation Plan	35,800	55,870	36,110	(19,760)
Total Allocations	35,800	55,870	36,110	(19,760)
Unallocated Balance	23,078	10,891	18,071	7,180
<b>Affidavit of Support Fees</b>				
Carryforward Allocations	1	65	-	(65)
Prior Year Collections Unallocated	26,631	36,824	40,940	4,116
Current Year Collections Projected (Net)	33,192	27,051	27,284	233

## DEPARTMENT OF STATE FEE COLLECTIONS

(\$ in thousands)	FY 2011 Actual	FY 2012 Estimate	FY 2013 Request	Increase/ Decrease
Total Collections Available	59,824	63,940	68,224	4,284
Carryforward Allocations Planned	-	-	-	-
Current Year Allocation Plan	23,000	23,000	24,700	1,700
Total Allocations	23,000	23,000	24,700	1,700
Unallocated Balance	36,824	40,940	43,524	2,584
<b>Diversity Lottery Fees</b>				
Carryforward Allocations	3,659	2,357	-	(2,357)
Prior Year Collections Unallocated	12,798	21,523	23,380	1,857
Current Year Collections Projected (Net)	27,166	24,200	24,200	-
Total Collections Available	43,623	48,080	47,580	(500)
Carryforward Allocations Planned	-	-	-	-
Current Year Allocation Plan	22,100	24,700	18,000	(6,700)
Total Allocations	22,100	24,700	18,000	(6,700)
Unallocated Balance	21,523	23,380	29,580	6,200
<b>H and L Visa Fraud Prevention and Detection Fees</b>				
Carryforward Allocations	10,261	16,943	-	(16,943)
Prior Year Collections Unallocated	18,142	31,993	44,936	12,943
Current Year Collections Projected (Net)	46,042	40,000	40,000	-
Total Collections Available	74,445	88,936	84,936	(4,000)
Carryforward Allocations Planned	-	-	-	-
Current Year Allocation Plan	42,452	44,000	48,961	4,961
Total Allocations	42,452	44,000	48,961	4,961
Unallocated Balance	31,993	44,936	35,975	(8,961)
<b>Total Border Security Program Fees</b>				
Carryforward Allocations	85,795	192,711	-	(192,711)
Prior Year Collections Unallocated	327,986	690,325	717,555	27,230
Current Year Collections Projected (Net)	1,934,967	2,076,001	2,205,665	129,664
Total Collections Available	2,355,248	2,965,537	2,929,720	(35,817)
Carryforward Allocations Planned	-	-	-	-
Current Year Allocation Plan	1,657,923	2,240,982	2,277,897	36,915
Total Allocations	1,657,923	2,240,982	2,270,897	29,915
Unallocated Balance	690,325	717,555	651,823	(65,732)
<b>Expedited Passport Fees</b>				
Carryforward Allocations	16,634	24,795	-	(24,795)
Prior Year Collections Unallocated	57,315	35,127	30,986	(4,141)
Current Year Collections Projected (Net)	156,178	154,000	156,000	2,000
Total Collections Available	230,127	213,922	186,986	(26,936)
Carryforward Allocations Planned	-	24,795	-	(24,795)
Current Year Allocation Plan	195,000	158,141	155,500	(2,641)
Total Allocations	195,000	182,936	155,500	(27,436)
Unallocated Balance	35,127	30,986	31,486	500
<b>Defense Trade Control Fees</b>				
Carryforward Allocations	16,200	-	-	-
Prior Year Collections Unallocated	2,600	22,230	12,630	(9,600)
Current Year Collections Projected (Net)	35,065	40,000	40,000	-
Total Collections Available	53,865	62,230	52,630	(9,600)



## DEPARTMENT OF STATE FEE COLLECTIONS

(\$ in thousands)	FY 2011 Actual	FY 2012 Estimate	FY 2013 Request	Increase/ Decrease
Carryforward Allocations Planned	17,600	22,600	-	(22,600)
Current Year Allocation Plan	14,035	27,000	27,000	-
<b>Total Allocations</b>	<b>31,635</b>	<b>49,600</b>	<b>27,000</b>	<b>(22,600)</b>
Unallocated Balance	22,230	12,630	25,630	13,000
<b>Commercial Service Fees</b>				
Carryforward Allocations	77	76	-	(76)
Prior Year Collections Unallocated	-	-	8	8
Current Year Collections Projected (Net)	122	120	130	10
<b>Total Collections Available</b>	<b>199</b>	<b>196</b>	<b>138</b>	<b>(58)</b>
Carryforward Allocations Planned	44	76	-	(76)
Current Year Allocation Plan	32	112	130	18
<b>Total Allocations</b>	<b>76</b>	<b>188</b>	<b>130</b>	<b>(58)</b>
Unallocated Balance	123	8	8	-
<b>United States Information and Educational Exchange Act (Section 810) Fees</b>				
Carryforward Allocations	-	-	-	-
Prior Year Collections Unallocated	19,417	21,316	21,316	-
Current Year Collections Projected (Net)	11,000	11,000	11,000	-
<b>Total Collections Available</b>	<b>30,417</b>	<b>32,316</b>	<b>32,316</b>	<b>-</b>
Carryforward Allocations Planned	-	-	-	-
Current Year Allocation Plan	9,101	11,000	11,000	-
<b>Total Allocations</b>	<b>9,101</b>	<b>11,000</b>	<b>11,000</b>	<b>-</b>
Unallocated Balance	21,316	21,316	21,316	-

\*FY 2011 Actual includes the transfer of \$10 million from Diplomatic and Consular Programs (Consular Affairs Border Security Machine Readable Visa (MRV) fees)

**Key:**

Border Security Program (BSP) fees are comprised of Machine Readable Visa Fees, Western Hemisphere Travel Initiative Surcharges (WHTI), Passport Security Surcharges, Immigrant Visa Security Surcharges, Diversity Lottery Fees, H and L Visa Fraud Prevention and Detection Fees, and other consular fees.

Carryforward Allocations are defined as unobligated prior year funds.

Prior Year (PY) Collections Unallocated is defined as prior year funds not allocated for spending.

Current Year (CY) Collections Projected (Net) is estimated fee revenues excluding reimbursements.

Total Collections Available is the sum of carryforward, PY collections, and CY collections.

Carryforward Allocations are defined as unobligated PY funds.

Current Year Allocation Plan equates to estimated revenue to be obligated and expended.

Total Allocations are the sum of carryforward and the CY plan.

Unallocated Balance represents the collections not allocated or planned for spending.

*This page intentionally left blank*

# LEGISLATIVE LANGUAGE

## Proposed Appropriations Language Department of State and Related Agencies Enduring Operations

### ADMINISTRATION OF FOREIGN AFFAIRS

#### DIPLOMATIC AND CONSULAR PROGRAMS (INCLUDING TRANSFER OF FUNDS)

For necessary expenses of the Department of State and the Foreign Service not otherwise provided for, [\$6,550,947,000]\$7,068,618,850, of which [up to \$1,355,000,000]\$1,428,468,000 is for Worldwide Security Protection (to remain available until expended): *Provided*, That funds made available under this heading shall be allocated as follows:

(1) Human resources.—For necessary expenses for training, human resources management, and salaries, including employment without regard to civil service and classification laws of persons on a temporary basis (not to exceed \$700,000), as authorized by section 801 of the United States Information and Educational Exchange Act of 1948, [\$2,277,862,000]\$2,469,095,000, to remain available until September 30, [2013]2014, of which not less than [\$121,814,000]\$130,874,000 shall be available only for public diplomacy American salaries, and up to [\$203,800,000]\$218,110,000 is for Worldwide Security Protection and shall remain available until expended.

(2) Overseas programs.—For necessary expenses for the regional bureaus of the Department of State and overseas activities as authorized by law, [\$2,109,293,000]\$2,270,168,000, to remain available until September 30, [2013]2014, of which not less than [\$347,572,000]\$376,551,000 shall be available only for public diplomacy international information programs.

(3) Diplomatic policy and support.—For necessary expenses for the functional bureaus of the Department of State including representation to certain international organizations in which the United States participates pursuant to treaties ratified pursuant to the advice and consent of the Senate or specific Acts of Congress, general administration, and arms control, nonproliferation and disarmament activities as authorized, [\$822,513,000]\$864,610,850, to remain available until September 30, [2013]2014.

(4) Security programs.—For necessary expenses for security activities, [\$1,341,279,000]\$1,464,745,000, to remain available until September 30, [2013]2014, of which [up to \$1,151,200,000]\$1,210,358,000 is for Worldwide Security Protection and shall remain available until expended.

(5) Fees and payments collected.—In addition to amounts otherwise made available under this heading—  
(A) as authorized by section 810 of the United States Information and Educational Exchange Act, not to exceed \$5,000,000, to remain available until expended, may be credited to this appropriation from fees or other payments received from English teaching, library, motion pictures, and publication programs and from fees from educational advising and counseling and exchange visitor programs; and

(B) not to exceed \$15,000, which shall be derived from reimbursements, surcharges and fees for use of Blair House facilities.

(6) Transfer, reprogramming, and other matters.—

(A) Notwithstanding any provision of this Act, funds may be reprogrammed within and between subsections under this heading subject to section [7015]7012 of this Act;

(B) Of the amount made available under this heading, not to exceed \$10,000,000 may be

## LEGISLATIVE LANGUAGE

transferred to, and merged with, funds made available by this Act under the heading "Emergencies in the Diplomatic and Consular Service", to be available only for emergency evacuations and rewards, as authorized; and

(C) Funds appropriated under this heading are available for acquisition by exchange or purchase of passenger motor vehicles as authorized by law and, pursuant to 31 U.S.C. 1108(g), for the field examination of programs and activities in the United States funded from any account contained in this title.

(D) *Of the amount made available under this heading, not to exceed \$1,000,000 may be transferred to, and merged with, funds made available by this Act under the heading Representation Allowances, to be available for official representation activities, as authorized.*

### CAPITAL INVESTMENT FUND

For necessary expenses of the Capital Investment Fund, [~~\$59,380,000~~]~~\$83,300,000~~, to remain available until expended, as authorized: *Provided*, That section 135(e) of Public Law 103–236 shall not apply to funds available under this heading.

### EMBASSY SECURITY, CONSTRUCTION, AND MAINTENANCE

For necessary expenses for carrying out the Foreign Service Buildings Act of 1926 (22 U.S.C. 292–303), preserving, maintaining, repairing, and planning for buildings that are owned or directly leased by the Department of State, renovating, in addition to funds otherwise available, the Harry S. Truman Building, and carrying out the Diplomatic Security Construction Program as authorized, [~~\$762,000,000~~]~~\$948,925,000~~, to remain available until expended as authorized, of which not to exceed \$25,000 may be used for domestic and overseas representation as authorized: *Provided*, That none of the funds appropriated in this paragraph shall be available for acquisition of furniture, furnishings, or generators for other departments and agencies.

In addition, for the costs of worldwide security upgrades, acquisition, and construction as authorized, [~~\$775,000,000~~]~~\$688,799,000~~, to remain available until expended.

### OTHER ADMINISTRATION OF FOREIGN AFFAIRS

#### CONFLICT STABILIZATION OPERATIONS

*For necessary expenses to support, maintain, mobilize, and deploy a civilian response corps and for related reconstruction and stabilization assistance to prevent or respond to conflict or civil strife in foreign countries or regions, or to enable transition from such strife, \$56,500,000, to remain available until expended: Provided, That funds made available under this heading may be made available to provide administrative expenses for the coordination of reconstruction and stabilization activities: Provided further, That the Secretary of State may transfer and merge funds made available under any other heading in Titles I, II, III and IV of this Act with funds made available under this heading to maintain and deploy a Civilian Response Corps and to provide reconstruction and stabilization assistance: Provided further, That the Secretary may appoint, compensate and remove Civilian Response Corps personnel without regard to Civil Service or classification laws.*

#### OFFICE OF INSPECTOR GENERAL

For necessary expenses of the Office of Inspector General, [~~\$61,904,000~~]~~\$65,622,000~~, notwithstanding section 209(a)(1) of the Foreign Service Act of 1980 (Public Law 96–465), as it relates to post inspections.

## LEGISLATIVE LANGUAGE

### EDUCATIONAL AND CULTURAL EXCHANGE PROGRAMS

For expenses of educational and cultural exchange programs, as authorized, [~~\$583,200,000~~]*\$586,957,000*, to remain available until expended: *Provided*, That not to exceed \$5,000,000, to remain available until expended, may be credited to this appropriation from fees or other payments received from or in connection with English teaching, educational advising and counseling programs, and exchange visitor programs as authorized.

### REPRESENTATION ALLOWANCES

For representation allowances as authorized, [~~\$7,300,000~~]*\$7,484,000*.

### PROTECTION OF FOREIGN MISSIONS AND OFFICIALS

For expenses, not otherwise provided, to enable the Secretary of State to provide for extraordinary protective services, as authorized, [~~\$27,000,000~~]*\$28,200,000*, to remain available until September 30, [~~2013~~]*2014*.

### EMERGENCIES IN THE DIPLOMATIC AND CONSULAR SERVICE (INCLUDING TRANSFER OF FUNDS)

For necessary expenses to enable the Secretary of State to meet unforeseen emergencies arising in the Diplomatic and Consular Service, [~~\$9,300,000~~]*\$9,500,000*, to remain available until expended as authorized, of which not to exceed \$1,000,000 may be transferred to, and merged with, funds appropriated by this Act under the heading "Repatriation Loans Program Account", subject to the same terms and conditions.

### REPATRIATION LOANS PROGRAM ACCOUNT (INCLUDING TRANSFER OF FUNDS)

For the cost of direct loans, [~~\$1,447,000~~] *\$1,800,000*, as authorized, of which [~~\$710,000~~]*\$711,000* may be made available for administrative expenses necessary to carry out the direct loan program and may be paid to "Diplomatic and Consular Programs": *Provided*, That such costs, including the cost of modifying such loans, shall be as defined in section 502 of the Congressional Budget Act of 1974.

### PAYMENT TO THE AMERICAN INSTITUTE IN TAIWAN

For necessary expenses to carry out the Taiwan Relations Act (Public Law 96-8), [~~\$21,108,000~~]*\$37,200,000*.

### PAYMENT TO THE FOREIGN SERVICE RETIREMENT AND DISABILITY FUND

For payment to the Foreign Service Retirement and Disability Fund, as authorized, \$158,900,000.

### INTERNATIONAL ORGANIZATIONS AND CONFERENCES

#### CONTRIBUTIONS TO INTERNATIONAL ORGANIZATIONS

For necessary expenses, not otherwise provided for, to meet annual obligations of membership in international multilateral organizations, pursuant to treaties ratified pursuant to the advice and consent of the Senate, conventions or specific Acts of Congress, [~~\$1,449,700,000~~]*\$1,570,005,000*: *Provided*, That

## LEGISLATIVE LANGUAGE

any payment of arrearages under this heading shall be directed toward activities that are mutually agreed upon by the United States and the respective international organization: *Provided further*, That none of the funds appropriated under this heading shall be available for a United States contribution to an international organization for the United States share of interest costs made known to the United States Government by such organization for loans incurred on or after October 1, 1984, through external borrowings.

### CONTRIBUTIONS FOR INTERNATIONAL PEACEKEEPING ACTIVITIES

For necessary expenses to pay assessed and other expenses of international peacekeeping activities directed to the maintenance or restoration of international peace and security, [\$1,828,182,000, of which 15 percent shall] \$2,098,500,000 to remain available until September 30, [2013]2014: *Provided*, That [none of the funds made available by this Act shall be obligated or expended for any new or expanded United Nations peacekeeping mission unless,] at least 15 days in advance of voting for [the]a new or expanded mission in the United Nations Security Council (or in an emergency as far in advance as is practicable), the Committees on Appropriations [are] *should be* notified: (1) of the estimated cost and duration of the mission, the national interest that will be served, and the exit strategy; (2) that the United Nations has taken necessary measures to prevent United Nations employees, contractor personnel, and peacekeeping troops serving in the mission from trafficking in persons, exploiting victims of trafficking, or committing acts of illegal sexual exploitation or other violations of human rights, and to bring to justice individuals who engage in such acts while participating in the peacekeeping mission, including prosecution in their home countries of such individuals in connection with such acts[, and to make information about such cases publicly available in the country where an alleged crime occurs and on the United Nations' Web site]; and (3) pursuant to section [7015]7012 of this Act, and the procedures therein followed, [setting forth]of the source of funds that will be used to pay the cost of the new or expanded mission.

### RELATED APPROPRIATIONS

#### THE ASIA FOUNDATION

For a grant to The Asia Foundation, as authorized by The Asia Foundation Act (22 U.S.C. 4402), [\$17,000,000]\$15,400,000, to remain available until expended, as authorized.

#### NATIONAL ENDOWMENT FOR DEMOCRACY

For grants made by the Department of State to the National Endowment for Democracy, as authorized by the National Endowment for Democracy Act, [\$117,764,000]\$104,000,000, to remain available until expended: *Provided*, That the President of the National Endowment for Democracy shall submit to the Committees on Appropriations not later than 45 days after the date of enactment of this Act a report on the proposed uses of funds under this heading on a regional and country basis.

#### EAST-WEST CENTER

To enable the Secretary of State to provide for carrying out the provisions of the Center for Cultural and Technical Interchange Between East and West Act of 1960, by grant to the Center for Cultural and Technical Interchange Between East and West in the State of Hawaii, [\$16,700,000]\$10,800,000: *Provided*, That none of the funds appropriated herein shall be used to pay any salary, or enter into any contract providing for the payment thereof, in excess of the rate authorized by 5 U.S.C. 5376.

## LEGISLATIVE LANGUAGE

### INTERNATIONAL CENTER, WASHINGTON, D.C.

*Not to exceed \$1,806,600 shall be derived from fees collected from other executive agencies for lease or use of facilities at the International Center in accordance with section 4 of the International Center Act, and, in addition, as authorized by section 5 of such Act, \$5,970,150, to be derived from the reserve authorized by that section, to be used for the purposes set out in that section and for development, maintenance and security of additional properties for use as an International Center by foreign governments or international organizations.*

### CENTER FOR MIDDLE EASTERN-WESTERN DIALOGUE TRUST FUND

For necessary expenses of the Center for Middle Eastern-Western Dialogue Trust Fund, as authorized by section 633 of the Departments of Commerce, Justice, and State, the Judiciary, and Related Agencies Appropriations Act, 2004 (22 U.S.C. 2078), the total amount of the interest and earnings accruing to such Fund on or before September 30, [2012]2013, to remain available until expended.

### EISENHOWER EXCHANGE FELLOWSHIP PROGRAM

For necessary expenses of Eisenhower Exchange Fellowships, Incorporated, as authorized by sections 4 and 5 of the Eisenhower Exchange Fellowship Act of 1990 (20 U.S.C. 5204–5205), all interest and earnings accruing to the Eisenhower Exchange Fellowship Program Trust Fund on or before September 30, [2012]2013, to remain available until expended: *Provided*, That none of the funds appropriated herein shall be used to pay any salary or other compensation, or to enter into any contract providing for the payment thereof, in excess of the rate authorized by 5 U.S.C. 5376; or for purposes which are not in accordance with OMB Circulars A110 (Uniform Administrative Requirements) and A-122 (Cost Principles for Nonprofit Organizations), including the restrictions on compensation for personal services.

### ISRAELI ARAB SCHOLARSHIP PROGRAM

For necessary expenses of the Israeli Arab Scholarship Program, as authorized by section 214 of the Foreign Relations Authorization Act, Fiscal Years 1992 and 1993 (22 U.S.C. 2452), all interest and earnings accruing to the Israeli Arab Scholarship Fund on or before September 30, [2012]2013, to remain available until expended.

### INTERNATIONAL COMMISSIONS

#### INTERNATIONAL COMMISSIONS

For necessary expenses, not otherwise provided for, to meet obligations of the United States arising under treaties, or specific Acts of Congress, as follows:

#### INTERNATIONAL BOUNDARY AND WATER COMMISSION, UNITED STATES AND MEXICO

For necessary expenses for the United States Section of the International Boundary and Water Commission, United States and Mexico, and to comply with laws applicable to the United States Section, including not to exceed \$6,000 for representation; as follows:

#### SALARIES AND EXPENSES

For salaries and expenses, not otherwise provided for, [\$44,722,000]\$46,700,000.

## LEGISLATIVE LANGUAGE

### CONSTRUCTION

For detailed plan preparation and construction of authorized projects, [\$31,453,000]\$30,400,000, to remain available until expended, as authorized.

### INTERNATIONAL FISHERIES COMMISSIONS

For necessary expenses for international fisheries commissions, not otherwise provided for, as authorized by law, [\$36,300,000]\$32,800,000: *Provided*, That the United States share of such expenses may be advanced to the respective commissions pursuant to 31 U.S.C. 3324.

### AMERICAN SECTIONS, INTERNATIONAL COMMISSIONS

For necessary expenses, not otherwise provided, for the International Joint Commission and the International Boundary Commission, United States and Canada, as authorized by treaties between the United States and Canada or Great Britain, and the Border Environment Cooperation Commission as authorized by Public Law 103–182, [\$11,687,000]\$12,200,000: *Provided*, That of the amount provided under this heading for the International Joint Commission, \$9,000 may be made available for representation expenses.

### GENERAL PROVISIONS

#### [ALLOWANCES AND] DIFFERENTIALS

SEC. 7001. Funds appropriated under title I of this Act shall be available, except as otherwise provided, for allowances and differentials as authorized by subchapter 59 of title 5, United States Code; for services as authorized by 5 U.S.C. 3109; and for hire of passenger transportation pursuant to 31 U.S.C. 1343(b).

#### CONSULTING SERVICES

SEC. [7003]7002. The expenditure of any appropriation under title I of this Act for any consulting service through procurement contract, pursuant to 5 U.S.C. 3109, shall be limited to those contracts where such expenditures are a matter of public record and available for public inspection, except where otherwise provided under existing law, or under existing Executive order issued pursuant to existing law.

#### EMBASSY CONSTRUCTION

SEC. [7004]7003.

(a) Of funds provided under title I of this Act, except as provided in subsection (b), a project to construct a diplomatic facility of the United States may not include office space or other accommodations for an employee of a Federal agency or department if the Secretary of State determines that such department or agency has not provided to the Department of State the full amount of funding required by subsection (e) of section 604 of the Secure Embassy Construction and Counterterrorism Act of 1999 (as enacted into law by section 1000(a)(7) of Public Law 106–113 and contained in appendix G of that Act; 113 Stat. 1501A-453), as amended by section 629 of the Departments of Commerce, Justice, and State, the Judiciary, and Related Agencies Appropriations Act, 2005.

(b) Notwithstanding the prohibition in subsection (a), a project to construct a diplomatic facility of the United States may include office space or other accommodations for members of the United States Marine Corps.



## LEGISLATIVE LANGUAGE

### PERSONNEL ACTIONS

SEC. [7005]7004. Any costs incurred by a department or agency funded under title I of this Act resulting from personnel actions taken in response to funding reductions included in this Act shall be absorbed within the total budgetary resources available under title I to such department or agency: *Provided*, That the authority to transfer funds between appropriations accounts as may be necessary to carry out this section is provided in addition to authorities included elsewhere in this Act.[: *Provided further*, That use of funds to carry out this section shall be treated as a reprogramming of funds under section 7015 of this Act and shall not be available for obligation or expenditure except in compliance with the procedures set forth in that section.]

### LOCAL GUARD CONTRACTS

SEC. [7006]7005. In evaluating proposals for local guard contracts, the Secretary of State shall award contracts in accordance with section 136 of the Foreign Relations Authorization Act, Fiscal Years 1990 and 1991 (22 U.S.C. 4864), except that the Secretary may grant authorization to award such contracts on the basis of best value as determined by a cost-technical tradeoff analysis (as described in Federal Acquisition Regulation part 15.101) in Iraq, Afghanistan, and Pakistan, notwithstanding subsection (c)(3) of such section: *Provided*, That the authority in this section shall apply to any options for renewal that may be exercised under such contracts that are awarded during the current fiscal year.

### TRANSFER AUTHORITY

SEC. [7009]7008.

#### (a) DEPARTMENT OF STATE AND BROADCASTING BOARD OF GOVERNORS.—

(1) Not to exceed 5 percent of any appropriation made available for the current fiscal year for the Department of State under title I of this Act may be transferred between such appropriations, but no such appropriation, except as otherwise specifically provided, shall be increased by more than 10 percent by any such transfers.

(2) Not to exceed 5 percent of any appropriation made available for the current fiscal year for the Broadcasting Board of Governors under title I of this Act may be transferred between such appropriations, but no such appropriation, except as otherwise specifically provided, shall be increased by more than 10 percent by any such transfers.

(3) Any transfer pursuant to this section shall be treated as a reprogramming of funds under section [7015]7012(a) and (b) of this Act and shall not be available for obligation or expenditure except in compliance with the procedures set forth in that section.

### AVAILABILITY OF FUNDS

SEC. [7011]7009. No part of any appropriation contained in this Act shall remain available for obligation after the expiration of the current fiscal year unless expressly so provided in this Act: *Provided*, That funds appropriated for the purposes of chapters 1 and 8 of part I, sections 661 and 667, chapters 4, 5, 6, 8, and 9 of part II of the Foreign Assistance Act of 1961, section 23 of the Arms Export Control Act, and funds provided under the headings ["Assistance for Europe, Eurasia and Central Asia"] "*Middle East and North Africa Incentive Fund*" and "*Development Credit Authority*", shall remain available for an additional 4 years from the date on which the availability of such funds would otherwise have expired, if such funds are initially obligated before the expiration of their respective periods of availability contained in this Act: *Provided further*, That notwithstanding any other provision of this Act, any funds made available for the purposes of chapter 1 of part I and chapter 4 of part II of the Foreign Assistance Act of

## LEGISLATIVE LANGUAGE

1961 which are allocated or obligated for cash disbursements in order to address balance of payments or economic policy reform objectives, shall remain available *until expended*[for an additional 4 years from the date on which the availability of such funds would otherwise have expired], if such funds are initially allocated or obligated before the expiration of their respective periods of availability contained in this Act.

### NOTIFICATION REQUIREMENTS

SEC. [7015]7012.

(a) None of the funds made available in title I of this Act, or in prior appropriations Acts to the agencies and departments funded by this Act that remain available for obligation or expenditure in fiscal year [2012]2013, or provided from any accounts in the Treasury of the United States derived by the collection of fees or of currency reflows or other offsetting collections, or made available by transfer, to the agencies and departments funded by this Act, shall be available for obligation or expenditure through a reprogramming of funds that:

- (1) creates new programs;
- (2) eliminates a program, project, or activity;
- (3) increases funds or personnel by any means for any project or activity for which funds have been denied or restricted;
- (4) relocates an office or employees;
- (5) closes or opens a mission or post;
- (6) [creates,] reorganizes[, or renames bureaus, centers, or] offices;
- (7) reorganizes programs or activities; or
- (8) contracts out or privatizes any functions or activities presently performed by Federal employees; unless the Committees on Appropriations are notified 15 days in advance of such reprogramming of funds[: *Provided*, That unless previously justified to the Committees on Appropriations, the requirements of this subsection shall apply to all obligations of funds appropriated under title I of this Act for items (5) and (6) above].

(b) None of the funds provided under title I of this Act, or provided under previous appropriations Acts to the agency or department funded under title I of this Act that remain available for obligation or expenditure in fiscal year [2012]2013, or provided from any accounts in the Treasury of the United States derived by the collection of fees available to the agency or department funded under title I of this Act, shall be available for obligation or expenditure for activities, programs, or projects through a reprogramming of funds in excess of \$1,000,000 or 10 percent, whichever is less, that:

- (1) augments existing programs, projects, or activities;
- (2) reduces by 10 percent funding for any existing program, project, or activity, or numbers of personnel by 10 percent as [approved by]*previously justified to the Congress*; or
- (3) results from any general savings, including savings from a reduction in personnel, which would result in a change in existing programs, activities, or projects as [approved by]*previously justified to the Congress*; unless the Committees on Appropriations are notified 15 days in advance of such reprogramming of funds.

### AUTHORIZATION REQUIREMENTS

SEC. [7022]7016. Funds appropriated by this Act, except funds appropriated under the heading "Trade and Development Agency", may be obligated and expended notwithstanding section 10 of Public Law 91-672, section 15 of the State Department Basic Authorities Act of 1956, section 313 of the Foreign Relations Authorization Act, Fiscal Years 1994 and 1995 (Public Law 103-236), and section 504(a)(1) of the National Security Act of 1947 (50 U.S.C. 414(a)(1)).

## LEGISLATIVE LANGUAGE

### SPECIAL PROVISIONS

#### SEC. [7034]7024.

([g]f) CONSOLIDATION OF REPORTS.—The Secretary of State, in coordination with the USAID Administrator, shall submit to the Committees on Appropriations, and other relevant congressional committees, not later than 90 days after enactment of this Act recommendations for the consolidation or combination of reports (including plans and strategies) that are called for by any provision of law to be submitted to the Congress and that are substantially duplicative of others called for by any other provision of law: *Provided*, That reports are considered "substantially duplicative" if they are required to address at least more than half of the same substantive factors, criteria and issues that are required to be addressed by any other report, and any such consolidated report must address all the substantive factors, criteria and issues required to be addressed in each of the individual reports: *Provided further*, That reports affected by this subsection are those within the purview of, or prepared primarily by, the Department of State and USAID and that relate to matters addressed under this Act or any other Act authorizing or appropriating funds for use by, or actions of, the Department of State or USAID.

#### ([I]h) EXTENSION OF AUTHORITIES.—

(1) Section 1(b)(2) of the Passport Act of June 4, 1920 (22 U.S.C. 214(b)(2)) shall be applied by substituting "September 30, [2012] 2013" for "September 30, 2010".

(2) The authority provided by section 301(a)(3) of the Omnibus Diplomatic Security and Antiterrorism Act of 1986 (22 U.S.C. 4831(a)(3)) shall remain in effect through September 30, [2012]2013.

(3) The authority contained in section 1115(d) of Public Law 111–32 shall remain in effect through September 30, [2012]2013.

(4) Section 824(g) of the Foreign Service Act of 1980 (22 U.S.C. 4064(g)) shall be applied by substituting "September 30, [2012]2013 for "October 1, 2010" in paragraph (2).

(5) Section 61(a) of the State Department Basic Authorities Act of 1956 (22 U.S.C. 2733(a)) shall be applied by substituting "September 30, [2012]2013 for "October 1, 2010" in paragraph (2).

(6) Section 625(j)(1) of the Foreign Assistance Act of 1961 (22 U.S.C. 2385(j)(1)) shall be applied by substituting "September 30, [2012]2013 for "October 1, 2010" in subparagraph (B).

([8]7) The authority provided by section 1113 of Public Law 111–32 shall remain in effect through September 30, [2012] 2013.[: *Provided*, That none of the funds appropriated or otherwise made available by this Act or any other Act making appropriations for the Department of State, foreign operations, and related programs may be used to implement phase 3 of such authority.]

([m]i) *Reports Repealed.*--Sections 51(a)(2) and 404(e) of Public Law 84-885; Section 304(f) of Public Law 107-103; Section 1213 of Public Law 106-398; Section 804(b) of Public Law 101-246; Section 721(c) of Appendix G, Public Law 106-113; Section 1012(c) of Public Law 103-337; Section 702(c) and subsections (c)(4) and (c)(5) of section 601 of Public Law 96-465; Sections 570(d) and 585 in the matter under section 101(c) of Division A of Public Law 104-208; Sections 613(b) and 702 of Public Law 107-228; Sections 549, 620C(c), 620F(c), 655, and 656 of Public Law 87-195; Sections 8 and 11(b) of Public Law 107-245; Section 4(b) of Public Law 79-264; Sections 181 and 404(c) of Public Law 102-138; Section 527(f) of Public Law 103-236; Sections 12(a) and 12(b) of Public Law 108-19; Subsections (e) and (f) of section 539 of the Foreign Assistance and Related Programs Appropriations Act, 1987 (title V of Public Law 99-591, as enacted by section 101(f) of such public law; 22 U.S.C. 2621); Subsection (b) of section 533 of the Foreign Operations, Export Financing, and Related Programs Appropriations Act, 1990 (Public Law 101-167; 22 U.S.C. 2621 note); Section 2 of Public Law 108-215 (22 U.S.C. 290m-6); Section 501(j) of title V of H.R. 3425 as enacted into law by section 1000(a)(5) of Public Law 106-113;

## LEGISLATIVE LANGUAGE

*subsection (b) of section 1621 of the International Financial Institutions Act, as amended (22 U.S.C. 262p-4p); Subsection (c) of section 701 of the International Financial Institutions Act, as amended (22 U.S.C. 262d); Subsections (a), (b), and (d) of section 1701 of the International Financial Institutions Act, as amended (22 U.S.C. 262r); Section 583 of the Foreign Operations, Export Financing, and Related Programs Appropriations Act, 1999 (Public Law 105-277); Section 605(d) of the Foreign Operations, Export Financing, and Related Programs Appropriations Act, 1999 (as enacted by Section 101(d), Division A, Public Law 105-277); Subsection (b) of section 803 of the Foreign Operations, Export Financing, and Related Programs Appropriations Act, 2001 (as enacted by Public Law 106-429; 22 U.S.C. 262r-6); Subsection (g)(3) of section 7081 of the Department of State, Foreign Operations, and Related Programs Appropriations Act, 2010 (Division F of Public Law 111-117); and Subsection (a) of section 1705 of the International Financial Institutions Act, as amended (22 U.S.C. 262r-4) are hereby repealed.*

### AIRCRAFT TRANSFER AND COORDINATION

SEC. [7052]7033.

(a) TRANSFER AUTHORITY.—Notwithstanding any other provision of law or regulation, aircraft procured with funds appropriated by this Act and prior Acts making appropriations for the Department of State, foreign operations, and related programs under the headings "Diplomatic and Consular Programs", "International Narcotics Control and Law Enforcement", "Andean Counterdrug Initiative" and "Andean Counterdrug Programs" may be used for any other program and in any region, including for the transportation of active and standby Civilian Response Corps personnel and equipment during a deployment.

([c]b) AIRCRAFT COORDINATION.—

(1) The uses of aircraft purchased or leased by the Department of State and the United States Agency for International Development (USAID) with funds made available in this Act or prior Acts making appropriations for the Department of State, foreign operations, and related programs [shall] *should* be coordinated under the authority of the appropriate Chief of Mission: *Provided*, That such aircraft may be used to transport, on a reimbursable or non-reimbursable basis, Federal and non-Federal personnel supporting Department of State and USAID programs and activities: *Provided further*, That official travel for other agencies for other purposes may be supported on a reimbursable basis, or without reimbursement when traveling on a space available basis.

(2) The requirement and authorities of this subsection [shall] *should* only apply to aircraft, the primary purpose of which is the transportation of personnel.

### PROHIBITION ON PUBLICITY OR PROPAGANDA

SEC. [7055]7035. No part of any appropriation contained in this Act shall be used for publicity or propaganda purposes within the United States not authorized before the date of the enactment of this Act by the Congress.

### SCIENCE AND TECHNOLOGY

SEC. 7049. *Of the amounts made available by this or any other Act under the heading "Diplomatic and Consular Programs", up to \$1,000,000 may be made available each fiscal year for grants pursuant to section 504 of Public Law 95-426 (22 U.S.C. section 2656d), including to facilitate collaboration with indigenous communities.*

### FRAUD PREVENTION AND DETECTION FEES

SEC. 7050. *In addition to the uses permitted pursuant to Section 286(v)(2)(A) of the Immigration*

## LEGISLATIVE LANGUAGE

*and Nationality Act (8 U.S.C. 1356(v)(2)(A)), the Secretary of State may also use fees deposited into the Fraud Prevention and Detection Account for programs and activities: (i) to increase the number of personnel assigned to the function of preventing and detecting visa fraud; and (ii) to purchase, lease, construct, and staff facilities used for the processing of the class of visas described in subparagraphs(H)(i), (H)(ii), or (L) of section 101(a)(15) of that Act.*

### CONFLICT STABILIZATION OPERATIONS

#### SEC. 7054.

*(a) Funds appropriated or made available under this or any Act for reconstruction and stabilization assistance, including funds that are reprogrammed or transferred to be made available for such purposes, may be made available for such purposes, notwithstanding any other provision of law: Provided, That the administrative authorities of the Foreign Assistance Act may be utilized for assistance furnished with such funds: Provided further, That the President may furnish additional assistance by executing the authorities provided in sections 552(c) and 610 of the Foreign Assistance Act, notwithstanding the percentage and dollar limitations in such sections: Provided further, That funds allocated or reprogrammed for purposes of this section shall remain available until expended.*

*(b) The authority provided by section 618 of the Foreign Assistance Act of 1961 shall remain in effect through 2013.*

### BORDER CROSSING CARD FEE FOR MINORS

*SEC. 7056. Section 401(a)(1)(A) of title IV of the Department of State and Related Agencies Appropriations Act, 1999 (contained in Division A of Public Law 105–277) is amended by striking "a fee of \$13" and inserting instead "a fee equal to one half the fee that would otherwise apply for processing a machine readable combined border crossing identification card and non-immigrant visa".*

### BUYING POWER MAINTENANCE, INTERNATIONAL ORGANIZATIONS

#### SEC. 7057.

*(a) There may be established in the Treasury of the United States a "Buying Power Maintenance, International Organizations" account.*

*(b) At the end of each fiscal year, the Secretary of State may transfer to and merge with "Buying Power Maintenance, International Organizations", such amounts from "Contributions to International Organizations" as the Secretary determines are in excess of the needs of activities funded from "Contributions to International Organizations" because of fluctuations in foreign currency exchange rates.*

*(c) In order to offset adverse fluctuations in foreign currency exchange rates, the Secretary of State may transfer to and merge with "Contributions to International Organizations" such amounts from "Buying Power Maintenance, International Organizations" as the Secretary determines are necessary to provide for the activities funded from "Contributions to International Organizations".*

*(d)(1) Subject to the limitations contained in this section, not later than the end of the fifth fiscal year after the fiscal year for which funds are appropriated or otherwise made available for "Contributions to International Organizations", the Secretary may transfer any unobligated balance of such funds to the "Buying Power Maintenance, International Organizations" account.*

## LEGISLATIVE LANGUAGE

(2) *The balance of the Buying Power Maintenance, International Organizations account may not exceed \$100,000,000 as a result of any transfer under this subsection.*

(3) *Any transfer pursuant to this subsection shall be treated as a reprogramming of funds under section 34 of the State Department Basic Authorities Act of 1956(22 U.S.C 2706) and shall be available for obligation or expenditure only in accordance with the procedures under such section.*

*(e)(1) Funds transferred to the "Buying Power Maintenance, International Organizations" account pursuant to this section shall remain available until expended.*

*(2) The transfer authorities in this section shall be available for funds appropriated for fiscal year 2013 and for each fiscal year thereafter, and are in addition to any transfer authorities otherwise available to the Department of State under other provisions of law.*

### PEACEKEEPING ASSESSMENT

*SEC. 7058. Section 404(b)(2)(B) of the Foreign Relations Authorization Act, Fiscal Years 1994 and 1995 (22 U.S.C. 287e note) is amended by adding the following at the end : "(vii) for assessments made during calendar years 2011,2012, and 2013, 27.2 percent."*

### IT INNOVATION FUND

*SEC. 7059. Of the funds appropriated or otherwise made available for "Diplomatic and Consular Programs" or "Capital Investment Fund", up to \$2,000,000 may be made available, including through grants and cooperative agreements, to support training, workshops, conferences, or other programs to enhance the capacity of foreign governments, nongovernmental organizations, and civil society in foreign countries to use technology in support of economic development, education, and health objectives.*

### DEPARTMENT OF STATE ORGANIZATION

*SEC. 7060.*

*(a) Section 1 of the State Department Basic Authorities Act of 1956 (22 U.S.C 2651a) is amended—*

*(a) in subsection (c)(1), by striking "24" and inserting "25"; and*

*(b) by revising subsection (e) to read as follows: "The Secretary of State may designate a senior official to be responsible for the overall supervision (including policy oversight of resources) of international counterterrorism activities and to serve as the principal adviser to the Secretary of State on international counterterrorism matters and the principal counterterrorism official within the senior management of the Department of State."*

*(b) Section 62(a) of the State Department Basic Authorities Act of 1956 (22 U.S.C. 2734(a)) is amended — (1) by revising the heading to read as follows: "Coordination of Reconstruction and Stabilization Activities";*

*(2) by revising paragraph (1) to read as follows: "The Secretary of State may designate a senior official to be responsible for the coordination of reconstruction and stabilization activities";*

*(3) by striking paragraph (2) and redesignating paragraph (3) as paragraph (2); and*

*(4) in paragraph (2), as redesignated, by striking "Office of the Coordinator for Reconstruction and Stabilization" and inserting in lieu thereof "senior official designated pursuant to paragraph (1)".*

# LEGISLATIVE LANGUAGE

## Proposed Appropriations Language Department of State and Related Agencies Overseas Contingency Operations

### ADMINISTRATION OF FOREIGN AFFAIRS

#### DIPLOMATIC AND CONSULAR PROGRAMS (INCLUDING TRANSFER OF FUNDS)

For an additional amount for "Diplomatic and Consular Programs", [~~\$4,389,064,000~~]~~\$4,311,745,000~~, to remain available until September 30, [~~2013~~]~~2014~~, of which [~~\$236,201,000~~]~~\$721,527,000~~, *to remain available until expended* is for Worldwide Security Protection; [~~and shall~~] *of which up to \$525,000,000, to remain available until expended, may be used for construction and other necessary expenses for carrying out the Foreign Service Buildings Act of 1926, and which shall be in addition to funds otherwise appropriated for such purposes: Provided, That the Secretary of State may transfer up to [~~\$230,000,000~~]~~\$150,000,000~~ of the total funds made available under this heading to any other appropriation of any department or agency of the United States, upon the concurrence of the head of such department or agency, to support operations in and assistance for Afghanistan and to carry out the provisions of the Foreign Assistance Act of 1961: Provided further, That any such transfer shall be treated as a reprogramming of funds under section 7015(a) and (b) of this Act and shall not be available for obligation or expenditure except in compliance with the procedures set forth in that section: Provided further, That such amount is designated by the Congress for Overseas Contingency Operations/Global War on Terrorism pursuant to section 251(b)(2)(A) of the Balanced Budget and Emergency Deficit Control Act of 1985, as amended: Provided further, That such amount shall be available only if the President designates such amount for Overseas Contingency Operations/Global War on Terrorism pursuant to section 251(b)(2)(A).*

#### OFFICE OF INSPECTOR GENERAL

For an additional amount for "Office of Inspector General", [~~\$67,182,000~~]~~\$49,901,000~~, to remain available until September 30, [~~2013~~]~~2014~~, of which [~~\$19,545,000~~] shall be for the Special Inspector General for Iraq Reconstruction for reconstruction oversight, and [~~\$44,387,000~~]~~\$49,901,000~~ shall be for the Special Inspector General for Afghanistan Reconstruction for reconstruction oversight: *Provided, That such amount is designated by the Congress for Overseas Contingency Operations/Global War on Terrorism pursuant to section 251(b)(2)(A) of the Balanced Budget and Emergency Deficit Control Act of 1985, as amended: Provided further, That such amount shall be available only if the President designates such amount for Overseas Contingency Operations/Global War on Terrorism pursuant to section 251(b)(2)(A).*

### GENERAL PROVISIONS

SEC. 8001. Notwithstanding any other provision of law, funds appropriated in this title are in addition to amounts appropriated or otherwise made available in this Act for fiscal year [~~2012~~]~~2013~~.

SEC. 8002. Unless otherwise provided for in this Act, the additional amounts appropriated by this title to appropriations accounts in this Act shall be available under the authorities and conditions applicable to such appropriations accounts.

## LEGISLATIVE LANGUAGE

*Sec. 8004. Funds appropriated by this title under the headings "Diplomatic and Consular Programs", "Office of Inspector General", "USAID Operating Expenses", and "USAID Office of Inspector General", may be transferred to, and merged with, funds appropriated by this title under such headings: Provided, That such transfers shall be subject to the regular notification procedures of the Committees on Appropriations: Provided further, That the transfer authority in this section is in addition to any transfer authority otherwise available under any other provision of law.*



## **STATE PROGRAMS**

## Proposed Appropriation Language

### ADMINISTRATION OF FOREIGN AFFAIRS

#### DIPLOMATIC AND CONSULAR PROGRAMS (INCLUDING TRANSFER OF FUNDS)

For necessary expenses of the Department of State and the Foreign Service not otherwise provided for, [\$6,550,947,000]\$7,068,618,850, of which [up to \$1,355,000,000]\$1,428,468,000 is for Worldwide Security Protection (to remain available until expended): *Provided*, That funds made available under this heading shall be allocated as follows:

(1) Human resources.—For necessary expenses for training, human resources management, and salaries, including employment without regard to civil service and classification laws of persons on a temporary basis (not to exceed \$700,000), as authorized by section 801 of the United States Information and Educational Exchange Act of 1948, [\$2,277,862,000]\$2,469,095,000, to remain available until September 30, [2013]2014, of which not less than [\$121,814,000]\$130,874,000 shall be available only for public diplomacy American salaries, and up to [\$203,800,000]\$218,110,000 is for Worldwide Security Protection and shall remain available until expended.

(2) Overseas programs.—For necessary expenses for the regional bureaus of the Department of State and overseas activities as authorized by law, [\$2,109,293,000]\$2,270,168,000, to remain available until September 30, [2013]2014, of which not less than [\$347,572,000]\$376,551,000 shall be available only for public diplomacy international information programs.

(3) Diplomatic policy and support.—For necessary expenses for the functional bureaus of the Department of State including representation to certain international organizations in which the United States participates pursuant to treaties ratified pursuant to the advice and consent of the Senate or specific Acts of Congress, general administration, and arms control, nonproliferation and disarmament activities as authorized, [\$822,513,000]\$864,610,850, to remain available until September 30, [2013]2014.

(4) Security programs.—For necessary expenses for security activities, [\$1,341,279,000]\$1,464,745,000, to remain available until September 30, [2013]2014, of which [up to \$1,151,200,000]\$1,210,358,000 is for Worldwide Security Protection and shall remain available until expended.

(5) Fees and payments collected.—In addition to amounts otherwise made available under this heading—

(A) as authorized by section 810 of the United States Information and Educational Exchange Act, not to exceed \$5,000,000, to remain available until expended, may be credited to this appropriation from fees or other payments received from English teaching, library, motion pictures, and publication programs and from fees from educational advising and counseling and exchange visitor programs; and

(B) not to exceed \$15,000, which shall be derived from reimbursements, surcharges and fees for use of Blair House facilities.

(6) Transfer, reprogramming, and other matters.—

(A) Notwithstanding any provision of this Act, funds may be reprogrammed within and between subsections under this heading subject to section [7015]7012 of this Act;

(B) Of the amount made available under this heading, not to exceed \$10,000,000 may be transferred to, and merged with, funds made available by this Act under the heading "Emergencies in the Diplomatic and Consular Service", to be available only for emergency evacuations and rewards, as authorized; and

(C) Funds appropriated under this heading are available for acquisition by exchange or purchase of passenger motor vehicles as authorized by law and, pursuant to 31 U.S.C. 1108(g), for the field examination of programs and activities in the United States funded from any account contained in this title.

(D) *Of the amount made available under this heading, not to exceed \$1,000,000 may be transferred to, and merged with, funds made available by this Act under the heading Representation Allowances, to be available for official representation activities, as authorized.*

### CAPITAL INVESTMENT FUND

For necessary expenses of the Capital Investment Fund, [\$59,380,000]\$83,300,000, to remain available until expended, as authorized: *Provided*, That section 135(e) of Public Law 103–236 shall not apply to funds available under this heading.

# STATE PROGRAMS

## *Resource Summary*

(\$ in thousands)

	FY 2011 Actual	FY 2012 Estimate	FY 2013 Request	Increase / Decrease
State Programs Appropriations	8,776,445	6,588,511	7,151,919	563,408
Diplomatic & Consular Programs - Enduring (1)	8,717,065	6,529,131	7,068,619	539,488
Diplomatic & Consular Programs - Ongoing Operations	7,220,009	5,174,131	5,640,151	466,020
<i>Iraq Operations (non-add)</i>	1,523,709	229,047	406,295	177,248
Worldwide Security Protection (2)	1,497,056	1,355,000	1,428,468	73,468
Capital Investment Fund	59,380	59,380	83,300	23,920
Diplomatic & Consular Programs – OCO (3)	0	4,389,064	4,311,745	(77,319)
Diplomatic & Consular Programs - Worldwide	0	4,152,863	3,590,218	(562,645)
<i>Iraq Operations (non-add)</i>	0	3,229,455	2,257,828	(971,627)
Worldwide Security Protection	0	236,201	721,527	485,326
<b>Total Diplomatic &amp; Consular Programs - Enduring &amp; OCO</b>	<b>8,717,065</b>	<b>10,918,195</b>	<b>11,380,364</b>	<b>462,169</b>
Fees	1,915,233	2,462,253	2,495,227	32,974
Border Security Program Fees	1,657,923	2,240,982	2,277,897	36,915
IT Central Fund (Expedited Passport Fees)	195,000	158,141	156,000	(2,141)
Other Fees	62,310	63,130	61,330	(1,800)

FY 2011 Actual does not include a \$55 million unobligated balance rescission to Diplomatic and Consular Programs, Worldwide Security Protection.

FY 2012 Estimate does not include a \$5.7 million unobligated balance rescission to Diplomatic and Consular Programs, Ongoing Operations Worldwide and an \$8 million unobligated balance rescission to Diplomatic and Consular Programs, Worldwide Security Protection.

(1) FY 2011 Actual reflects the following transfers: \$18.0 million transferred from the Buying Power Maintenance Account; \$356,100 transferred to Representation Allowances; \$10.0 million transferred to Emergencies in the Diplomatic and Consular Service; \$3.5 million transferred to Embassy Security, Construction, and Maintenance; \$58.1 million transferred to other agencies for Afghanistan Operations; \$750,000 transferred to Educational and Cultural Exchanges; and \$670,000 transferred to the American Institute in Taiwan. FY 2012 Estimate includes the transfer of \$21.8 million from Diplomatic and Consular Programs to Conflict Stabilization Operations.

(2) FY 2011 Actual reflects net transfers of \$56,213 of which \$749,213 was transferred from USAID Coordinator for Reconstruction and Stabilization, and \$693,000 transferred to Embassy Security, Construction, and Maintenance

(3) Details of the FY 2013 OCO request are addressed in the OCO chapter..

# STATE PROGRAMS

## *Overview*

Charged with implementing U.S. foreign policy in an era of extraordinary challenges, the Department of State projects a robust American presence around the world. Through a network of more than 260 posts in over 180 countries, the Department engages globally to advance together national security interests, U.S. development efforts, and American democratic values. The Department manages official relations with foreign governments and international organizations, as well as provides services to American citizens, supports U.S. businesses, reaches out to foreign publics through public diplomacy, and develops the extensive local contacts necessary to conduct the business of foreign affairs.

State Programs appropriations (Diplomatic and Consular Programs and the Capital Investment Fund) address operating requirements to fulfill the Department's mandates as a national security institution. These appropriations support the people, platform, and programs necessary to meet the international challenges to American security and welfare.

## *Highlights by Account*

### **Diplomatic and Consular Programs – Ongoing Operations**

The FY 2013 request for Diplomatic and Consular Programs (D&CP) Ongoing Operations is \$7,068,619,000, a net increase of \$539,488,000 above the FY 2012 Estimate level. The increase provides resources to support diplomatic relations; continuation of the Diplomacy 3.0 staffing initiative; domestic and overseas inflation; and other mandatory and high priority initiatives.

including positions to support ongoing operations. The request for enduring programs provides resources to promote diplomatic solutions, including positions for language and critical skills development and public diplomacy programs, and to provide for the domestic and overseas inflation, and other mandatory and high priority increases.

### **Diplomatic and Consular Programs - Worldwide Security Protection**

The FY 2013 request for Worldwide Security Protection (WSP) is \$1,428 billion, a net increase of \$73,468,000 above the FY 2012 Estimate level, which will provide funding for the protection of life, property, and information of the Department of State. WSP funding supports security staffing of more than 1,707 personnel and a worldwide guard force protecting overseas diplomatic missions, residences, and domestic facilities.

### **Capital Investment Fund**

The FY 2013 request of \$83,300,000 for the Capital Investment Fund (CIF) sustains the Department's program of investment in information technology (IT). The FY 2013 IT Central Fund, which includes the CIF combined with \$156,000,000 in estimated Expedited Passport Fees, will provide a total of \$239,300,000 to support the Department's IT and communications systems initiatives.

### **Border Security Program**

The FY 2013 request for the Border Security Program is \$2,277,897,000 to be funded by Machine Readable Visa (MRV), Enhanced Border Security Fee, Western Hemisphere Travel Initiative surcharge, Diversity Lottery fees, Fraud Prevention and Detection fees, and other consular fees.

### **Other Fees**

Diversity Lottery and Affidavit of Support Fees – The FY 2013 program includes an estimate of \$21,500,000 for the Diversity Lottery Program. Section 636 of the Illegal Immigration Reform and

## STATE PROGRAMS

Immigrant Responsibility Act of 1996 provides that the Department may collect and retain a fee that ensures the recovery of the cost to the Department of allocating and processing applications for visas to be issued under the Diversity Lottery Program. The Department's fee is imposed on successful applicants for the Diversity Lottery Program to ensure that the costs of administering the lottery are recovered from actual users. These fee collections are available to provide consular services. The request also includes \$24,700,000 for the Affidavit of Support (AOS) Program that is funded from a fee collected from persons submitting AOS documentation.

Defense Trade Control Fees – The FY 2013 program includes an estimate of \$27,000,000 for Defense Trade Control Registration Fees in accordance with Section 45 of the State Department Basic Authorities Act, as amended. These fees are available without fiscal year limitation to pay specified expenses incurred for defense trade control license application processing and other functions.

Commercial Services Fees – The FY 2013 program includes an estimate of \$130,000 for fees charged for the cost of providing commercial services at posts in countries where the Department of Commerce does not perform commercial services for which it collects fees. Pursuant to section 52 of the State Department Basic Authorities Act, as amended, these fee collections are available until September 30th of the fiscal year following the fiscal year in which the funds were deposited.

United States Information and Educational Exchange (U.S.I.E.E.) Fees – As authorized by section 810 of the United States Information and Educational Exchange Act, the request includes not more than \$6,000,000 that may be credited to the Diplomatic and Consular Programs appropriation from fees and other payments received from English teaching, library, motion picture, and publications programs, and from fees from educational advising and counseling, and exchange visitor programs.

### *Highlights by Activity*

**Policy Formulation and Executive Direction (\$303,834,000 from direct appropriations)** – Direction, policy formulation, and coordination are provided by the Secretary, the Deputy Secretary, the Under Secretaries, Assistant Secretaries and other bureau heads, chiefs of diplomatic missions, and their immediate staffs. They are assisted by legislative affairs and public affairs staffs who explain to the Congress and the American public the U.S. position on foreign policy issues and interests managed by the Department.

**Diplomatic Relations (\$1,181,275,000 including \$1,154,145,000 from direct appropriations, \$27,000,000 from Defense Trade Control Registration Fees, and \$130,000 from Commercial Services Fees)** – The conduct of diplomatic relations involves a wide spectrum of activities, such as:

- In-depth knowledge and understanding of political and economic events in many nations are basic requirements of diplomacy. Achieving U.S. foreign policy objectives requires quality reporting, analysis, and personal contact work at more than 274 missions abroad and by expert staffs in Washington.
- Management of U.S. participation in arms control, nonproliferation, disarmament negotiations, and other verification and compliance activities.
- International economic and trade diplomacy and in-country services to American businesses are vital to the health of the American economy. The world continues to become more interrelated economically through international form such as the North American Free Trade Agreement, the General Agreement on Tariffs and Trade, and Asia-Pacific Economic Cooperation (APEC).
- Promoting human rights internationally, supporting emerging democracies and economic development, improving the global environment, and meeting humanitarian emergencies that destroy political and economic well-being and stability are vital to America's long-term interest.

## STATE PROGRAMS

- Keeping abreast of scientific and technological developments abroad.

**Public Diplomacy Activities (\$513,425,000 including \$507,425,000 from direct appropriations and \$6,000,000 from U.S.I.E.E. Fees)** – Public diplomacy activities of the U.S. Government(USG) are intended to engage, inform, and influence foreign publics and broaden dialogue between American citizens and institutions and their counterparts abroad. Public Diplomacy within the Department of State continues to operate under the authority of the Smith-Mundt Act of 1948, as amended, the Fulbright-Hays Act of 1961 as amended and other statutes.

**Consular Relations (\$2,477,306,000 including \$171,209,000 from direct appropriations; \$18,000,000 from Diversity Lottery Fees; \$1,366,956,000 from Machine Readable Visa Fees; \$48,961,000 from H-1B and L Fraud Prevention Fees; \$24,700,000 from Affidavit of Support Fees; \$36,110,000 from Immigrant Visa Fees; \$301,560,000 from the Western Hemisphere Travel Initiative Surcharge; and \$506,310,000 from Enhanced Border Security Program fees, including \$3,500,000 in other Diversity Lottery Fees)** – Consular relations includes appropriated funding that supports a range of services to American citizens, as well as fee-funded programs for the secure processing of passports and visas. The events of September 11, 2001 demonstrated the national security imperative to have a robust and sophisticated system to process persons seeking visas to travel to the United States. The Department has faced major increases in the cost of providing consular services as a result of enhanced security measures implemented to strengthen U.S. homeland security. This requirement continues to be a high priority for the Department of State operations:

- Non-immigrant visa requests from foreign tourists, students, business people, investors, and government officials undergo a rigorous adjudication process at missions abroad. All applicants undergo a thorough screening to help ensure U.S. homeland security.
- Persons seeking immigrant visas to the United States also undergo comprehensive screening during the adjudication process by Consular Officials overseas.
- Routine and emergency assistance must be provided to American citizens in distress overseas.
- American travelers and the U.S. travel industry need to be aware of dangerous situations abroad. The Bureau of Consular Affairs does this through a comprehensive Consular Information Program including: Consular Information Sheets, Travel Warnings, Travel Alerts, Smart Traveler Enrollment Program (STEP), as well as numerous tips to travelers through the Department's website at: <http://travel.state.gov>.
- Passport applications must be adjudicated, and passports must be issued or denied for U.S. citizens wanting to travel abroad.

The worldwide Border Security Program supports programs within Consular Relations, Diplomatic Security/Law Enforcement Cooperation, Information Resource Management and Training. These cross-cutting programs are required to secure American borders against terrorists, international criminals, or persons whose presence in the United States would violate U.S. immigration law. The Border Security Program will continue to enhance and refresh the equipment and systems that support worldwide consular activities. The Program will continue: the modernization of the hardware and software systems that support visa name checks; operating the Border Crossing Card Program in Mexico; implementing biometric collection from visa applicants; strengthening cooperation between the consular and United States law enforcement and intelligence communities; enhancing American Citizen Services; and providing for the staff and operating costs of the Border Security Program. The Border Security Program is funded from MRV fees and other fees instituted to fund program expenses, including Enhanced Border Security fees and the Western Hemisphere Travel Initiative Surcharge.

## STATE PROGRAMS

**Supporting Multilateral Diplomacy (\$73,025,000 from direct appropriations)** – The United States participates in international organizations because it has an interest in working with other nations to maintain stability, uphold laws, facilitate commerce, spur economic growth, maintain a healthy environment, address urgent humanitarian needs, and halt the spread of weapons of mass destruction. Organizations in which the United States plays a leading role include the United Nations (UN), regional bodies such as North Atlantic Treaty Organization and the Organization of American States, and a variety of more specialized and technical organizations. The Department monitors and participates in the organizations through both headquarters staff and its missions to the larger organizations. The increasingly complex nature of world problems makes U.S. involvement in these multilateral organizations even more important to America's future. This activity also includes funding for State Department participation in international conferences.

**Diplomatic Security/Counter-Terrorism/Worldwide Security Protection (\$1,816,221,000 from direct appropriations)** – These activities provide resources, allocated by application of risk management principles are necessary to meet security responsibilities, both foreign and domestic. Included in these activities are:

- Protection of overseas U.S. Government employees through local guards, technical security measures, residential security measures, and armored vehicles;
- Protection of the Secretary and visiting or resident foreign diplomats and dignitaries;
- Counterterrorism policy formulation, coordination, and research and development as well as investigations to detect passport, visa, and federal benefits fraud;
- Management of security operations at missions;
- Protection of information at domestic locations headquarters through domestic guards and physical security equipment and measures;
- Protection of information worldwide through diplomatic couriers, electronic and security equipment, secure conference rooms, development and application of standards for information security, and security protection and inspection of construction property; and
- Counterintelligence investigations, background security investigations, and evaluations.

The Department works closely with other governments to strengthen international counterterrorism cooperation, sends expert teams to augment U.S. embassies in crisis situations, and eliminates physical security vulnerabilities at U.S. diplomatic missions.

**Information Resource Management (\$920,721,000 including \$764,721,000 from direct appropriations and \$156,000,000 from Expedited Passport Fees)** – This program provides the resources for the creation, collection, processing, transmission, and storage of information required for the conduct of foreign policy. The President, Secretary of State, and the Department; its overseas missions and approximately 100 other government organizations drive the resource requirements. This activity includes:

- Corporate information systems and services such as core foreign affairs systems supporting the Secretary and principal officers; consular systems for passport and visa issuance and reporting; financial systems; administrative systems for personnel and property; and information services provided by Departmental libraries and publishing, records, Freedom of Information Act, and historical offices;
- Infrastructure systems such as mainframe computer centers; automated data processing, communication and message centers at headquarters and at missions abroad; mail and pouch services; and special communications support for the Secretary and the White House at meetings abroad; and

## STATE PROGRAMS

- Development and maintenance of software and hardware for classified and unclassified word processing, electronic mail, spreadsheets, graphics, and data base management.

**Training Services (\$230,180,000 from direct appropriations)** – Investments in training are vital to a changing and streamlining organization. Training programs provide the language, area studies, information technology, consular, and other professional skills needed for the conduct of foreign relations. The Department’s training program is the principal responsibility of the Foreign Service Institute, which has an innovative training strategy designed to support directly new and emerging policy and management priorities.

**Medical Services (\$49,937,000 from direct appropriations)** – The Medical Program promotes the health of all under its care by encouraging prevention of illness and facilitating access to health care. This activity encompasses medical programs for the Department of State and the Foreign Service as well as other USG departments and agencies overseas. Approximately 31,000 employees and their eligible family members receive medical care at about 200 overseas health units overseas and in Washington, D.C.

**Rental Payments to GSA (\$226,648,000 from direct appropriations)** – GSA finances its real property management activities through user charges, set at commercially comparable rates, collected from agencies occupying GSA-controlled properties. This funding provides payment for domestic space occupied by the Department.

**Overseas Program Support (\$1,093,771,000 from direct appropriations)** – This activity includes operations activities at more than 260 posts abroad, including personnel and financial management services, building maintenance staff, shipping and customs clearance, and motor pool services.

**Domestic Infrastructure and Program Support (\$558,247,000 from direct appropriations)** – This activity includes the infrastructure located in the United States that is dedicated to the administrative support of U.S. diplomatic activities and other USG agencies overseas, such as domestic personnel and financial management services, domestic building operations and routine maintenance, acquisition services, and other general administrative services.

**Post Assignment Travel (\$202,556,000 from direct appropriations)** – Post Assignment Travel funds the cost of travel, transportation, and related items in connection with the appointment, transfer, and separation of the Department’s American full-time permanent staff and their families. Tours of duty are generally three or four years at most overseas posts, and one or two years at posts with hardship conditions.

### *State Programs by Activity* ( \$ in thousands)

Activities	FY 2011 Actual	FY 2012 Estimate	FY 2013 Request	Increase / Decrease
Policy Formulation	294,147	298,332	303,834	5,502
Conduct of Diplomatic Relations	1,520,961	1,050,944	1,181,275	130,331
Public Diplomacy	530,463	475,386	513,425	38,039
Conduct of Consular Relations	1,881,622	2,496,932	2,477,306	(19,626)
Multilateral Diplomacy	75,359	72,564	73,025	461
Diplomatic Security/Counterterrorism/Worldwide Security Protection	2,680,792	1,615,561	1,816,221	200,660



## STATE PROGRAMS

Activities	FY 2011 Actual	FY 2012 Estimate	FY 2013 Request	Increase / Decrease
Information Resource Management	947,201	883,754	920,721	36,967
Training Services	240,791	227,565	230,180	2,615
Medical Services	42,267	48,777	49,937	1,160
Rental Payments to GSA	213,846	222,404	226,648	4,244
Overseas Program Support	1,451,890	944,334	1,093,771	149,437
Domestic Infrastructure and Program Support	641,290	515,146	558,247	43,101
Post Assignment Travel	171,049	199,065	202,556	3,491
<b>Total</b>	<b>10,691,678</b>	<b>9,050,764</b>	<b>9,647,146</b>	<b>596,382</b>

State Programs by Activity includes direct appropriations and fees included in the Resource Summary table at the beginning of the State Programs section.

### *Diplomatic and Consular Programs Appropriation*

(\$ in thousands)

Funding Categories	FY 2011 Actual	FY 2012 Estimate	FY 2013 Request	Increase / Decrease
<b>Total, Diplomatic and Consular Programs (1) (2)</b>	<b>8,717,065</b>	<b>6,529,131</b>	<b>7,068,619</b>	<b>539,488</b>
Human Resources	2,440,141	2,397,943	2,469,095	71,152
American Salaries, Central Account	2,237,805	2,216,659	2,246,445	29,786
Public Diplomacy American Salaries (non-add)	153,611	130,178	130,874	696
Iraq Operations American Salaries (non-add)	350	350	357	7
WSP Current Services - American Salaries (non-add)	226,623	216,963	218,110	1,147
Human Resources	107,814	99,988	100,252	264
Foreign Service Institute	94,522	81,296	82,811	1,515
Human Resources Initiative - Hiring Surge	0	0	10,398	10,398
Overseas Comparability Pay	0	0	29,189	29,189
Overseas Programs	3,087,226	2,040,827	2,270,168	229,341
African Affairs	228,465	207,346	222,006	14,660
East Asian and Pacific Affairs	198,895	189,831	197,033	7,202
European and Eurasian Affairs	417,519	386,550	404,836	18,286
Near Eastern Affairs	746,427	340,736	405,662	64,926
Iraq Operations (non-add)	604,771	223,466	284,118	60,652
South and Central Asian Affairs	583,308	129,122	134,684	5,562
Western Hemisphere Affairs	190,187	176,543	185,662	9,119
International Organizations Affairs/International Conferences	96,101	33,108	50,615	17,507
Public Diplomacy	370,852	339,208	376,551	37,343
Ambassador's Fund for Cultural Preservation	5,750	5,750	5,750	0
Travel, medical and telecommunications	249,722	232,633	287,369	54,736
Post Assignment Travel	171,049	199,065	202,556	3,491
Office of the Medical Director	18,359	24,845	25,090	245
FSN Separation Liability Trust Revolving Fund	60,314	8,723	59,723	51,000
Diplomatic Policy and Support	876,881	820,758	864,611	43,853
Office of the Secretary	52,719	44,742	46,746	2,004
Consular Affairs (excluding Border Security Programs)	329	17,789	17,477	(312)
Democracy, Human Rights and Labor	6,263	7,081	7,143	62

## STATE PROGRAMS

Funding Categories	FY 2011 Actual	FY 2012 Estimate	FY 2013 Request	Increase / Decrease
Political-Military Affairs	9,999	9,622	9,701	79
International Security and Nonproliferation	17,416	17,130	17,224	94
Public Affairs	12,237	12,516	12,642	126
Trafficking in Persons	2,352	2,254	2,266	12
Legislative Affairs	2,543	2,485	2,514	29
Chief of the Protocol	3,058	2,813	2,849	36
Office of the Under Secretary for Management	4,622	4,448	4,497	49
Resource Management	94,437	78,849	80,042	1,193
Administration (including GSA Rent)	391,023	349,317	377,065	27,748
GSA Rent (non-add)	175,962	183,463	187,042	3,579
Information Resource Management	213,711	206,221	211,699	5,478
Other Offices	66,172	65,491	72,746	7,255
Oceans and International Environmental and Scientific Affairs	14,043	13,240	13,388	148
Office of Population & International Migration	547	661	678	17
Arms Control, Verification and Compliance	16,426	14,566	14,666	100
Economic and Business Affairs	9,008	7,596	8,143	547
Energy Resources	0	4,331	6,886	2,555
Intelligence and Research	12,164	11,724	15,469	3,745
Office of the Legal Advisor	13,984	13,373	13,516	143
Security Programs	2,312,817	1,269,603	1,464,745	195,142
Worldwide Security Protection	1,270,433	1,138,037	1,210,358	72,321
WSP Current Services - Bureau Managed (non-add)	1,206,078	1,138,037	1,180,380	42,343
WSP Program Changes (non-add)	64,355	0	29,978	29,978
Diplomatic Security	1,035,088	117,308	239,221	121,913
Iraq Operations (non-add)	918,588	5,231	121,820	116,589
Counterterrorism and Office of Foreign Missions	7,296	14,258	15,166	908
Counterterrorism	3,207	10,321	11,191	870
Office of Foreign Missions	4,089	3,937	3,975	38

FY 2011 Actual does not include a \$55 million unobligated balance rescission to Diplomatic and Consular Programs, Worldwide Security Protection.

FY 2012 Estimate does not include a \$5.7 million unobligated balance rescission to Diplomatic and Consular Programs, Ongoing Operations Worldwide and an \$8 million unobligated balance rescission to Diplomatic and Consular Programs, Worldwide Security Protection.

(1) FY 2011 Actual reflects the following transfers: \$18.0 million transferred from the Buying Power Maintenance Account; \$356,100 transferred to Representation Allowances; \$10.0 million transferred to Emergencies in the Diplomatic and Consular Service; \$3.5 million transferred to Embassy Security, Construction, and Maintenance; \$58.1 million transferred to other agencies for Afghanistan Operations; \$750,000 transferred to Educational and Cultural Exchanges; and \$670,000 transferred to the American Institute in Taiwan. FY 2012 Estimate includes the transfer of \$21.8 million from Diplomatic and Consular Programs to Conflict Stabilization Operations.

(2) FY 2011 Actual reflects net transfers of \$56,213 of which \$749,213 was transferred from USAID Coordinator for Reconstruction and Stabilization, and \$693,000 transferred to Embassy Security, Construction, and Maintenance.

# STATE PROGRAMS

## Highlights of Budget Changes

(\$ in thousands)

	D&CP Ongoing Operations	Worldwide Security Protection	D&CP Total
FY 2012 Estimate	5,174,131	1,355,000	6,529,131
<b>Built-in Changes</b>			
Base Adjustments	(4,725)	(3,332)	(8,057)
Administrative Savings	(16,387)	(3,332)	(19,719)
Facility Operating Costs	11,662	0	11,662
Anticipated FY 2013 Wage & Price Requirements	122,814	46,822	169,636
American COLA	14,677	1,522	16,199
Locally-Engaged Staff Wage Increases	57,325	27,882	85,207
Overseas Inflation	29,857	14,477	44,334
Domestic Inflation	17,376	2,276	19,652
GSA Rents	3,579	665	4,244
<b>Total, Built-in Changes</b>	<b>118,089</b>	<b>43,490</b>	<b>161,579</b>
<b>Total, Current Services</b>	<b>5,292,220</b>	<b>1,398,490</b>	<b>6,690,710</b>
<b>Program Changes</b>			
Human Resources	96,083	0	96,083
Overseas Programs	102,462	0	102,462
Diplomatic Policy and Support	32,725	0	32,725
Security Programs	116,661	29,978	146,639
<b>Total, Program Changes</b>	<b>347,931</b>	<b>29,978</b>	<b>377,909</b>
<b>Total</b>	<b>5,640,151</b>	<b>1,428,468</b>	<b>7,068,619</b>

FY 2012 Estimate includes the transfer of \$21.8 million from Diplomatic and Consular Programs to Conflict Stabilization Operations.]

### Diplomatic and Consular Programs – Enduring Ongoing Operations

The FY 2013 request for Diplomatic and Consular Programs (D&CP) Enduring Ongoing Operations is \$5.640 billion, an increase of \$466.02 million above the FY 2012 estimate of \$5.174 billion. The increase includes \$118.09 million for current services and an increase of \$347.9 million in program changes. The FY 2013 base adjustments and built-in changes cover the anticipated 0.5 percent American pay increase; locally engaged staff (LES) wage increases of 6.0 percent based on anticipated overseas wage growth; 1.6 percent increase for domestic inflation; and an overall average 3 percent increase for overseas non-wage inflation.

## STATE PROGRAMS

A summary of these increases follows:

- Base Adjustments: -\$4.73 million
- Anticipated FY 2013 Wage Increases: \$72 million
- Anticipated FY 2013 Price Inflation: \$50.8 million

### ***FY 2013 Program Changes***

#### **Human Resources: \$96,083,000 and 74 Positions**

Human Resources Initiative: \$96,083,000 and 74 Positions

See the Human Resources Initiative section.

#### **Overseas Programs: \$102,462,000 and -120 Positions of which \$25,171,000 is Public Diplomacy**

The Overseas Programs' category request includes a decrease of \$57.6 million in response to the Consular Realignment Initiative which seeks to align consular related activity and consular revenue. This initiative shifts consular affairs activities and costs that were previously funded with D&CP resources to the fee funded Border Security Program (BSP). As shown in the table below, the Consular Realignment Initiative shifts \$57.6 million and 130 U.S. direct hire positions and related support costs from the regional bureaus D&CP direct resources to BSP fees to better align consular activity and consular revenue. These adjustments are also reflected in the bureau descriptions.

<b>Bureau</b>	<b>Positions</b>	<b>AMSALS</b>	<b>Bureau-Managed</b>	<b>ICASS</b>	<b>Total</b>
AF	-15	-\$1,926	-\$3,488	-\$1,932	-\$7,346
EAP	-40	-\$5,135	-\$9,302	-\$2,575	-\$17,012
EUR	-35	-\$4,493	-\$8,139	-\$3,379	-\$16,011
NEA	-14	-\$1,797	-\$3,256	-\$1,452	-\$6,505
SCA	-13	-\$1,669	-\$3,023	-\$636	-\$5,328
WHA	-13	-\$1,669	-\$3,023	-\$680	-\$5,372
<b>Total</b>	<b>-130</b>	<b>-\$16,689</b>	<b>-\$30,231</b>	<b>-\$10,654</b>	<b>-\$57,574</b>

#### **Bureau of African Affairs (AF): -\$844,000 and -13 Positions, of which \$1,500,000 is Public Diplomacy**

The request includes a net decrease of \$7.3 million to shift costs for consular activities to the fee revenue program supported by the Bureau of Consular Affairs (CA). AF also requests \$838,000 for two positions, \$815,000 to support the new office buildings in Malabo and Pretoria, and \$1.8 million for the new American Embassy in Juba. AF requests \$1.6 million to support ongoing overseas operations to sustain diplomatic and management platforms. The request also includes an increase of \$1.5 million for the realignment of Public Diplomacy resources with current foreign policy priorities.

#### **Bureau of East Asian and Pacific Affairs (EAP): -\$13,205,000 and -40 Positions**

The request includes a net decrease of \$17.0 million to shift costs for consular activities to the fee revenue program supported by CA. EAP requests \$2.5 million to support overseas diplomatic and management

## STATE PROGRAMS

platforms. EAP also requests an increase of \$1.3 million to support costs associated with the new Guangzhou consulate opening in FY 2012.

### Bureau of European and Eurasian Affairs (EUR): -\$12,944,000 and -35 Positions

The request includes a net decrease of \$16 million to shift costs for consular activities to the fee revenue program supported by CA. EUR also requests \$3 million to sustain the overseas diplomatic and management platforms.

### Bureau of Near Eastern Asian Affairs (NEA): -\$2,691,000 and -14 Positions, of which \$2,700,000 is Public Diplomacy

The request includes a net decrease of \$6.5 million to shift costs for consular activities to the fee revenue program supported by CA. In addition, the NEA request includes \$1.11 million to support overseas diplomatic and management platforms. The request also includes an increase of \$2.7 million for the realignment of Public Diplomacy resources with current foreign policy priorities.

### Bureau of South and Central Asian Affairs (SCA): \$1,800,000 and -13 Positions, of which \$1,934,000 is Public Diplomacy, \$1,635,000 is Afghanistan (including \$61,000 for Public Diplomacy) and \$2,549,000 is Pakistan (including -\$427,000 for Public Diplomacy)

The request includes a net decrease of \$5.3 million to shift costs for consular activities to the fee revenue program supported by CA. In addition, the SCA request includes \$644,000 to support overseas diplomatic and management platforms. Also included in the SCA request are increases of \$1.6 million for Afghanistan and \$2.9 million for Pakistan to maintain ongoing operations. The request also includes an increase of \$1.9 million for the realignment of Public Diplomacy resources with current foreign policy priorities.

### Bureau of Western Hemisphere Affairs (WHA): -\$3,515,000 and -5 Positions

The request includes a net decrease of \$5.4 million to shift costs for consular activities to the fee revenue program supported by CA. The Department also requests \$1.2 million to regularize operating costs for the Office of the Haiti Special Coordinator (S/HSC) including resources to cover eight non-reimbursable detailed positions, support for the United Nations General Assembly Haiti event, travel, and other administrative costs. In addition, WHA requests \$679,000 to support overseas diplomatic and management platforms.

### Bureau of International Organizations (IO): \$1,000 (Public Diplomacy)

The request provides \$1,000 for the realignment of Public Diplomacy resources with current foreign policy priorities.

### Office of International Conferences (IO/C): \$15,000,000

The request includes an increase of \$15 million for new meetings and special initiatives reflecting high priority Administration interests, such as the Organization of American States (OAS) Inter-American Committee against Terrorism, the G8 and G20 Summits, the OAS General Assembly, and the Open Government Partnership. This funding is based on historic averages for annual conference funding, and ensures the Department remains fully engaged in conferences that are vital to the nation's foreign policy.

## STATE PROGRAMS

### Foreign Service National Separation Liability Trust Fund (FSNSLTF): \$51,000,000

The request includes an increase of \$51 million for the FSNSLTF to provide the estimated accrued liability increase based on LES payroll at participating posts. The requested increase is partially a result of the independent audit of the Department's FY 2011 financial statements which identified issues with previous accounting for the accrued liability.

### Iraq Operations: \$48,824,000

See the Iraq Operations section.

### Overseas Programs – Public Diplomacy: \$19,036,000 (Does not include \$6,135,000 shown in the bureau allocations above)

See the Public Diplomacy section.

### **Diplomatic Policy and Support: \$32,725,000 and -11 Positions**

#### Office of the Secretary (S): \$1,816,000

The Department requests \$1.8 million to support the Office of the Executive Director for the Global Health Initiative (S/GHI), an office established in FY 2011 to coordinate agency programs to meet the goals of the Global Health Initiative (GHI) and to support the objectives for global health set in the Quadrennial Diplomacy and Development Review (QDDR), pursuant to the direction of the Secretary and the GHI Operations Committee. The request also includes an increase of \$1.2 million and 10 positions included in the Overseas Programs category for the realignment of Public Diplomacy resources with current foreign policy priorities. The request also includes \$1,150,000 and 10 positions included in the Overseas Programs category for the realignment of Public Diplomacy resources with current foreign policy priorities.

#### Consular Affairs (CA): -\$3,777,000 and -17 Positions

The Bureau of Consular Affairs requests includes a decrease of \$3.7 million in response to the Consular Realignment Initiative which seeks to align consular related activity and consular revenue. This funding and positions will be supported through the Border Security Program with consular fees.

#### Intelligence and Research (INR): \$3,722,000 and 3 Positions

This request will enhance the Department's ability to coordinate on cyber issues with the Intelligence Community (IC) and the inter-agency regarding intelligence matters; preparing all source assessments and coordinating on IC analyses on cyber developments prepared for senior policymakers; and providing intelligence support to the newly created Office of the Coordinator for Cyber Issues and other Department policymakers. These three positions are required to support the Secretary's focus on cyber issues and to ensure that INR keeps decision makers informed of cyber developments, and coordinates efficiently with the intelligence community on cyber operations. The request also includes \$16,000 included in the Overseas Program category to support Public Diplomacy counterterrorism efforts.

## STATE PROGRAMS

### Bureau of Political Military Affairs (PM): -\$1,995,000 and -19 Positions

The request shifts the costs of 19 Directorate of Defense Trade Controls (DDTC) personnel and \$1.9 million to registration fee revenue, rather than from appropriated funding.

### Bureau of Energy Resources (ENR): \$5,411,000 and 22 Positions

The QDDR proposed the establishment of a Bureau of Energy Resources in response to increasing foreign policy significance of energy security and the need to realign and build upon the Department's existing capacity to engage on global energy issues. In FY 2011, resources were shifted from the Bureau of Oceans, Environmental and Scientific Affairs and the Bureau of Economic and Business Affairs to stand up ENR. ENR requests resources to sustain the transition to a full fledged Bureau, and to reach the FY 2013 target staffing level of 75 positions. Expanding the Department's capabilities to engage effectively on energy security, energy transformation and energy poverty issues with a number of agencies including: Department of Energy, Department of Commerce, Department of Interior, United States Trade Representative, Department of Treasury, U.S. Agency for International Development, National Security Council, Export-Import Bank, and the European Union. This will strengthen U.S. engagement with bilateral governments, multi-lateral fora, the energy industry and interested private sector entities and demand an increase in financial resources, human resources and work space for those additional personnel.

### Bureau of Economic and Business Affairs (EB): \$500,000

The request includes an increase of \$500,000 to support U.S. chairing the Kimberley Process (KP), the 76-nation effort established to prevent the use of rough diamonds to finance conflict which has set the standard for addressing the connection between natural resources and armed conflict. The KP operates without a formal secretariat, but rather with a rotating annual chair and a network of working groups that include governments, the diamond industry, and NGOs. The Democratic Republic of the Congo serves as Chair of the KP in 2011. The United States anticipates chairing the KP in 2012, which is in danger of collapse without the strong leadership the United States can provide.

### Office of Population and International Migration (PRM/PIM): \$18,000

The Office of Population and International Migration requests funding to accomplish its role as the lead in representing the U.S. Government on the Executive Board of the UN Population Fund (UNFPA) at thrice-yearly meetings as well as the U.N. Commission on Population and Development (CPD). The funds will allow the office to fulfill these responsibilities, some of which require domestic and international travel, including to the People's Republic of China, whose population practices continue to be of great concern to the Administration and Members of Congress.

### Bureau of Administration (A): \$22,430,000

The A Bureau requests an increase to fund the next phase of renovation work and the second of five yearly payments to the Navy to cover the fair market value purchase of Potomac Annex. The property will provide an additional office complex in the Foggy Bottom area in accordance with the Department's Strategic Portfolio Housing Plan, thereby permitting bureaus and offices to remain in close proximity to headquarters. With the completion of this renovation, the Department will be able to increase its occupation percentage of government owned versus commercially leased locations in the Washington metropolitan area and significantly reduce recurring infrastructure costs.

## STATE PROGRAMS

### Bureau of Resource Management (RM): \$600,000

Under the aegis of the QDDR, the Department and USAID are augmenting State's evaluation practices to be more proactive and integral to a coordinated management system that links State and USAID's strategic planning, budget planning, and program and performance management activities. This includes specific objectives and criteria for performance. The Bureau of Resource Management requests funding to conduct approximately 12 program evaluations.

### Bureau of Information Resource Management (IRM): \$4,000,000

The Department requests \$4 million for the State Department / USAID Transformation Initiative to combine OpenNet and AIDnet into a single network infrastructure and support service at 70 locations outside the continental United States.

### Security: \$116,661,000 and 12 positions

#### Bureau of Counterterrorism (CT): \$2,331,000 and 12 positions

CT requests resources to support 12 new positions to meet new and broadened objectives established in the QDDR for the new Bureau of Counterterrorism established in FY 2012. Expanding State's capabilities to engage effectively on CT issues with DOD, DOJ, DHS, Treasury and the IC, as well as expand activities designed to counter violent extremism, assist international partners to build their own CT capabilities, and engage in multilateral and bilateral diplomacy to advance U.S. counterterrorism goals, will demand an increase in financial resources, human resources and work space for those additional personnel. The new Bureau will have a key role in State's work on Homeland Security with DHS. While other bureaus (e.g., Consular Affairs) will continue to have direct, ongoing work with elements of DHS, the CT Bureau will serve as a principal liaison for State with DHS.

#### Iraq Operations: \$114,330,000

See the Iraq Operations section.



# HUMAN RESOURCES INITIATIVE

## *Resource Summary*

(\$ in thousands)

<b>Appropriations</b>	<b>FY 2011 Actual</b>	<b>FY 2012 Estimate</b>	<b>FY 2013 Request</b>	<b>Increase / Decrease</b>
American Positions	0	0	74	74
Funds	0	0	97,367	97,367

### *Program Description*

The Department's FY 2013 request for strategic hiring supports the Administration's long-range vision of an enhanced global role of leading through civilian power. The FY 2013 hiring plan is the first to be developed within the framework of the Department's Quadrennial Diplomacy Development Review (QDDR). As such, it reflects the most pressing foreign policy priorities. The Secretary's "Smart Power" strategy seeks diplomatic solutions to increasingly complex global issues. The primary focus of this hiring plan is to strengthen the Department's presence overseas with employees more fully prepared to handle the vast array of transnational challenges of the 21st Century. With the requested funds, the Foreign Service will have grown by 18 percent over 2008 levels. The Department's request also includes implementing the final phase of Overseas Comparability Pay (OCP).

### *Performance*

Foreign language proficiency is a key component of our ability to conduct outreach to foreign audiences, negotiate and consult with other governments, and effectively assist American citizens at United States' embassies and consulates around the world – in other words, to fulfill the Department's mission. This indicator measures the Department's progress in filling Language Designated Positions (LDPs) with employees who meet or exceed the language requirements of that position.

## HUMAN RESOURCES INITIATIVE

<b>Strategic Goal 7: Build a 21st century workforce; and achieve U.S. government operational and consular efficiency and effectiveness, transparency and accountability; and a secure U.S. government presence internationally</b>							
Active Performance Indicator		Percent of language designated positions filled by employees who meet or exceed the language requirements					
Prior Year Results and Ratings				FY 2011		Planned Targets	
FY 2007	FY 2008	FY 2009	FY 2010	Target	Result and Rating	FY 2012	FY 2013
N/A	N/A	68.1% [Baseline]  New Indicator, No Rating	68%  ▼ Below Target	70%	72%  ▲ Above Target	76%	80%
Reason for Exceeding Target		Increased hiring in 2009 and 2010 allowed for increases in Department training complement. As a result, the Department is increasing its ability to provide appropriate language training for employees before sending them overseas without experiencing staffing gaps.					
Impact		Having the appropriate language skills is essential to understand and operate in a changing international environment.					
Methodology		The LDP fill rate is a percentage based on a weighted average of quarterly LDP fill rates of priority positions, whereby the incumbent meets or exceeds the language requirements for that position. The languages that are designated Priority Languages will be evaluated annually.					
Data Source and Quality		Global Employment Management System (GEMS) is the data source for both LDPs and the language qualifications of employees. The Data Quality Assessment revealed no significant limitations.					

### *Justification of Request*

#### **Developing 21st Century Skills: \$7,408,000 and 50 Foreign Service Positions**

The key to the successful execution of the Department's foreign policy goals is a fully engaged and well trained diplomatic service. The Department must leverage all the tools of diplomacy to address today's challenges – a world where terrorism and pandemics freely cross borders and thrive on the inability of failed and failing states to perform even basic sovereign responsibilities. Building on traditional diplomatic skills, today's diplomats must be able to work with a multiplicity of actors on a wide range of cross-cutting issues. Even more than in the past, State's personnel are serving in dangerous and less developed locations, under conditions that impact them – and their families – both personally and professionally. To meet these demands and to ensure personnel are qualified to implement the Department's critical foreign policy agenda, the Department will continue the expansion, availability, and improvement of training ranging from new diplomatic skills to priority languages. The Department expects to increase the number of language proficient officers and their level of proficiency. The Department needs sufficient training positions to ensure that these goals are met without sacrificing staffing capabilities at posts abroad.

## HUMAN RESOURCES INITIATIVE

The Department's global engagement strategy requires significant enhancements to foreign language capabilities. Of particular importance are languages such as Arabic, Chinese, Hindi, and Urdu, some of which require two years of rigorous training to reach the competency level needed to interact with a host country populace. More than ever, State personnel must have the language skills to interact successfully with a hostile foreign press, actively engage and persuade a skeptical foreign audience, and promote U.S. interests to the widest possible audience, including non-governmental interlocutors outside of foreign capitals.

### **Global Outreach: \$7,313,000 and 24 positions (15 Foreign Service and 9 Civil Service)**

The Department plans to strengthen its diplomatic presence in strategic areas to support the United States' national security goals. Improving peace and stability throughout these regions requires building political and popular will against terrorism, strengthening international cooperation, and bolstering the capabilities of friends and allies. Important challenges remain in the areas of strengthening democratic practices and institutions, building robust economies, and improving access to those basic services that all people want – security, health care, and education.

In other regions, the Department's global engagement will require increased resources to:

- Encourage broader participation in the political process.
- Promote the development of democratic systems.
- Promote economic opportunity and prosperity for the poor and vulnerable.
- More fully engage countries that represent a huge share of global growth and may play a major role in determining the future course of the global economy.
- Strengthen the Department's efforts to support governments that are experiencing setbacks, working to strengthen civil society, independent media, and democratic reform.
- Expand the Department's ambitious program against human trafficking in order to advance public awareness; increase resources devoted to aggressive global law enforcement, compassionate victim services, and creative prevention programs.

To ensure that the United States assumes its proper leadership role in responding to, or proactively engaging in, issues not restricted to specific regions of the globe will require that resource investments be devoted to a variety of critical initiatives.

- Build an international consensus focusing on climate change.
- Leverage international public-private partnerships to deploy clean technologies and reduce greenhouse gas emissions.
- Manage bilateral and regional programs related to drinking water and sanitation, and water resource management.
- Lead and coordinate bilateral programs world-wide, in policy as well as management, to turn the tide against HIV/AIDS and expand life-saving treatment, comprehensive prevention programs, and care for those in need.

In support of this ambitious global engagement, additional human resources will be allocated to provide essential support to various overseas posts in terms of policy development and program coordination.

## HUMAN RESOURCES INITIATIVE

The Global Outreach positions would be aligned to the following priorities:

Program Areas	Civil Service	Foreign Service (Overseas)	Total
Building Civilian Capacity	1		1
Climate Change and Energy		1	1
Democracy and Good Governance	2	3	5
Economic Development and Humanitarian Assistance	1	6	7
Food Security		1	1
Global Health	1		1
Global Security and Non-Proliferation	3	2	5
Public Diplomacy	1	2	3
<b>Total</b>	<b>9</b>	<b>15</b>	<b>24</b>

### **Overseas Comparability Pay: \$81,362,000**

Overseas Comparability Pay (OCP) is critical for the Department's Foreign Service competitiveness in the workplace. The Department's intention is to fully restore the basic pay equity between Washington, D.C. and overseas assignments for entry and mid-level Foreign Service employees that existed prior to the government-wide implementation of locality pay. The FY 2013 request supports funding for OCP Phase III, including the increase to American Salaries for Foreign Service personnel posted overseas, along with the Department's corresponding increases in salary-based benefit contributions and post allowances.

The Federal Employees Pay Comparability Act of 1990 (FEPCA) establishes locality pay as a basic salary component for most civilian Federal employees in the United States. It is not a cost of living allowance. Varying rates of locality pay reflect the varying cost of labor in different localities and metropolitan areas throughout the United States. The locality pay provision in the FEPCA (5 U.S.C. 5304), however, excludes positions outside the continental United States.

On June 24, 2009, President Obama signed the Supplemental Appropriation Act, 2009 (P.L. 111-32), which authorized the Secretary of State to begin implementing OCP adjustments under Section 1113. Members of the Foreign Service are eligible for locality-based comparability payment (stated as a percentage) up to the amount of locality-based comparability payment that would be payable to such a member under section 5304 of Title 5, U.S.C. if such a member's official duty station were in the District of Columbia. This section also gave the Secretary administrative flexibility in determining the phase-in schedule.

Before the introduction of OCP in 2009, an entry-level or mid-level Foreign Service employee transferring overseas experienced a significant cut in basic pay as a result of the exclusion of these positions from locality pay. In 2009, the reduction was a loss of locality pay in the amount of 23.10 percent of base salary. Since 2009, the gap has been closed between applicable rates of basic pay in Washington, D.C. and abroad by nearly 70 percent. Today, entry and mid-level Foreign Service employees serving in Washington, like most other federal employees working in Washington, earn their base salary plus 24.22 percent locality pay. Their counterparts overseas currently earn base salary plus 16.52 percent comparability pay. The Department has worked to close this gap. The third and final phase that had been scheduled to be implemented in August 2011 would have increased comparability pay to the Washington, DC locality pay rate.

The Department expects that attrition rates will rise, particularly at the critical mid-level positions, if overseas OCP Phase III is not implemented. That will have a direct negative impact on diplomatic

## HUMAN RESOURCES INITIATIVE

readiness and delay our efforts to close the mid-level staffing gap. It will impact the Department's ability to attract and retain desirable candidates.

This pay disparity does not just result in a reduction of pay for Foreign Service employees serving abroad; rather, the effects are long-lasting and compound over the course of an employee's career. The Department's employer contributions to the Federal Thrift Savings Plan (TSP) are based on an employee's basic pay inclusive of locality pay. Because Foreign Service employees spend large portions of their careers representing and protecting their country's interests abroad, these employees receive smaller employer contributions than their Foreign Service colleagues who remain in Washington.

### *Resource Summary*

	Positions					Funds (\$ in thousands)		
	American			FSN	Pos Total	Bureau	American	Funds
	CS	FS Dom	Overseas			Managed	Salaries	Total
FY 2011 Actual	0	0	0	0	0	0	0	0
FY 2012 Estimate	0	0	0	0	0	0	0	0
FY 2013 Built-in Changes								
American COLA	0	0	0	0	0	640	351	991
Domestic Inflation	0	0	0	0	0	293	0	293
Total Built-in Changes	0	0	0	0	0	933	351	1,284
FY 2013 Current Services	0	0	0	0	0	933	351	1,284
FY 2013 Program Changes								
Developing 21st Century Skills	0	50	0	0	50	3,992	3,416	7,408
Global Outreach	9	0	15	0	24	5,473	1,840	7,313
OCP Phase III	0	0	0	0	0	29,189	52,173	81,362
Total Program Changes	9	50	15	0	74	38,654	57,429	96,083
FY 2013 Request	9	50	15	0	74	39,587	57,780	97,367

## HUMAN RESOURCES INITIATIVE

### *Staff by Program Activity* (positions)

	FY 2011 Actual	FY 2012 Estimate	FY 2013 Request	Increase / Decrease
Conduct of Diplomatic Relations	0	0	74	74
<b>Total</b>	<b>0</b>	<b>0</b>	<b>74</b>	<b>74</b>

### *Funds by Program Activity* (\$ in thousands)

	FY 2011 Actual	FY 2012 Estimate	FY 2013 Request	Increase / Decrease
Conduct of Diplomatic Relations	0	0	97,367	97,367
<b>Total</b>	<b>0</b>	<b>0</b>	<b>97,367</b>	<b>97,367</b>

### *Program Activities*

Human Resources Initiative (HRI)	Positions				Funds (\$ in thousands)		
	American			Pos	Bureau	American	Funds
	Domestic	Overseas	FSN	Total	Managed	Salaries	Total
Conduct of Diplomatic Relations	59	15	0	74	39,587	57,780	97,367
<b>Total</b>	<b>59</b>	<b>15</b>	<b>0</b>	<b>74</b>	<b>39,587</b>	<b>57,780</b>	<b>97,367</b>

### *Funds by Object Class* (\$ in thousands)

	FY 2011 Actual	FY 2012 Estimate	FY 2013 Request	Increase / Decrease
1100 Personnel Compensation	0	0	49,376	49,376
1200 Personnel Benefits	0	0	42,265	42,265
2500 Other Services	0	0	5,726	5,726
<b>Total</b>	<b>0</b>	<b>0</b>	<b>97,367</b>	<b>97,367</b>

## D&CP – PUBLIC DIPLOMACY

### *Resource Summary*

(\$ in thousands)

<b>Appropriations</b>	<b>FY 2011 Actual</b>	<b>FY 2012 Estimate</b>	<b>FY 2013 Request</b>	<b>Increase / Decrease</b>
Positions - Enduring	1,355	1,127	1,127	0
Enduring Funds	524,463	469,386	507,425	38,039
Overseas Contingency Operations Funds	0	15,514	34,250	18,736
<b>Total Funds</b>	<b>524,463</b>	<b>484,900</b>	<b>541,675</b>	<b>56,775</b>

### *Program Description*

Public Diplomacy (PD) supports U.S. foreign policy goals and objectives by expanding and strengthening the relationship between the people and government of the United States and citizens of the rest of the world. The Under Secretary of State for Public Diplomacy and Public Affairs (R) leads PD within the Department and oversees the work of the Bureaus of Educational and Cultural Affairs (ECA), International Information Programs (IIP), and Public Affairs (PA). The Under Secretary also provides overall policy and strategic leadership, interagency coordination, and resource direction for these public diplomacy elements.

A robust public diplomacy includes the Diplomatic and Consular Program (D&CP) public diplomacy funding as well as the ECA appropriation. While ECA has a separate appropriation, funding provided in Diplomatic and Consular Programs for public diplomacy supports these efforts. Part of the D&CP funding is for all public diplomacy Foreign Service positions (both domestic and overseas), local staff of public affairs sections worldwide at embassies and consulates, and the local post budget for programming. The American and local staff on the ground in these countries recruit for the International Visitor Program, Fulbright and dozens of other initiatives – ensuring that all public diplomacy resources and programming is coordinated and directly tied to Administration and Mission objectives.

In today's interconnected world, people at all levels of society are more engaged with national, regional, and global media and communication than ever before. The advance of democracy, technology, and open markets has empowered millions to demand more control over their own destinies. Even in autocratic societies, leaders are being increasingly challenged to respond to the opinions and passions of their people. In the 21<sup>st</sup> Century, power and influence belong to the public, and the U.S. must thrive as a leader in the marketplace of ideas.

Strategically guided public diplomacy efforts have far-reaching implications on U.S. foreign policy and national security. Developing productive people-to-people relationships around the world and acting quickly to counter misinformation about U.S. society and policies can only augment those efforts. To the extent that the U.S. succeeds, threats faced today will diminish and new partnerships will be possible.

The need for effective U.S. public diplomacy has never been greater. In 2010, the Secretary of State gave the Department clear direction for the modernization of public diplomacy by approving the Strategic Framework for Public Diplomacy. The Framework highlights five strategic imperatives of PD for the 21<sup>st</sup> Century: (1) shape the narrative; (2) expand and strengthen people-to-people relationships; (3) combat violent extremism; (4) inform policy-making; and (5) deploy resources in line with current priorities. The Department's Quadrennial Diplomacy and Development Review (QDDR) included the principles of the Strategic Framework, thus establishing it as public diplomacy doctrine for the Department.

To ensure that key Administration priorities are met, the Department has sharpened its focus on strategic planning for public diplomacy at all levels and focused efforts to realign resources with policy priorities.

## D&CP – PUBLIC DIPLOMACY

Increased focus on public diplomacy programs aimed at emerging powers and specific demographic groups (particularly youth) in a difficult budget environment has required hard decisions and shifts away from priorities and structures of the previous century. New public diplomacy programming initiatives will be funded from current public diplomacy budget levels as the Department continues to shift resources to the highest priority areas.

Using the Strategic Framework and the QDDR as a basis, public diplomacy has already begun to modernize U.S. global engagement and provide an operational blueprint to ensure that resources are strategically deployed. Resource-level reviews took place in FY 2011 in close collaboration with the regional bureaus. Country prioritization within the regions ensures that resource levels reflect current Administration priorities. Strategic resource reviews will be conducted annually in the future in order to ensure that resource levels reflect evolving priorities and account for gradual adjustments.

The FY 2013 Budget reflects substantial shifts among regional bureaus. Again, this is a result of the comprehensive budget review which demonstrated that certain countries and bureaus were under-resourced given the priority of the required engagement. These changes while budget neutral at the top line involved difficult tradeoffs of personnel and programming in some countries in order to address priority areas.

The Bureau of International Information Programs (IIP) is the State Department's PD communications bureau, leading the Department's support for post PD efforts and engagement with overseas audiences. IIP programs transcend policy dissemination to engage an international audience in a sustained, meaningful interaction about the spectrum of U.S. policy objectives. IIP's mandate is to develop and deploy a range of communications platforms, especially in the rapidly evolving and increasingly influential social media field that audiences around the world today use to communicate and receive information.

IIP directs its resources to ensure that the work of the bureau: 1) focuses on the Administration's top foreign policy priorities; 2) prepares to implement the conclusions of the Secretary's QDDR and the Public Diplomacy Strategic Framework; 3) makes efficient best use of available resources; and 4) takes full advantage of today's 21st Century international communication environment.

The Bureau of Public Affairs (PA) is the frontrunner for the Department's work on communicating the Administration's foreign policy message to domestic and global audiences through the use of Traditional and New Media, State.gov, Foreign Journalist Tours, Daily Press Briefings, and making the American Foreign Policy story visible through historical presentation and outreach. With acute fiscal care, PA allows the Department to develop new tools and processes for [www.state.gov](http://www.state.gov) to expand the reach of the Administration's policy and improve communication between citizens and the Secretary of State. PA's PD efforts are focused on proactive outreach that both inform and inspire. PA's request is to support the transition of Regional Media Hubs from the regional bureaus to Public Affairs to coordinate functions and focus outreach to foreign audiences.

The realignment to PA from five of the Department's Regional Bureaus supports the consolidated oversight and management of the six Regional Media Hubs. Utilizing the Hubs as a starting point incorporates international media-based overseas- into Department activities, briefings and interviews. The Foreign Service Officers serve as Department spokespeople, while simultaneously providing real time media reaction and support for major Administration announcements, travels and events, and to promote, advocate and amplify them. This realignment is cost neutral as it shifts resources from the regional bureaus to public affairs which was notified to the Congress in FY 2011.



## **D&CP – PUBLIC DIPLOMACY**

### ***Justification of Request***

The FY 2013 Request for Diplomatic and Consular Programs Public Diplomacy (D&CP PD) is \$507.4 million, an increase of \$38 million above the FY 2012 Estimate of \$469.4 million and \$17.1 million below the FY 2011 Actual of \$524.5 million. The request includes the following changes from FY 2012:

Current Services: \$12,868,000

The current services budget includes \$696,000 for inflationary requirements for a 0.5 percent American cost of living adjustment, and a net increase of \$12,172,000 for administrative savings; domestic and overseas price inflation; and locally engaged staff step wage and step increases. The administrative savings is \$2,053,000 and will be achieved by efficiencies in contractual services and travel. This funding maintains an appropriate FY 2013 activity level for Public Diplomacy.

Program Increase: \$25,171,000

An increase of \$25,171,000 is requested as compared to the FY 2012 Estimate in support of the following program changes:

Youth Engagement: \$10,000,000

Provides increased funding for youth engagement in Near Eastern Affairs and South and Central Asian Affairs, moving resources to critical priorities in these countries. Increased engagement is at the centerpiece of discussions as governments transform. As countries begin to open up, public diplomacy must meet the demand and fill the gap to build these partnerships. The funding will be used to provide the appropriate supervision, monitoring and evaluation to ensure that these resources produce a strong return on investment.

American Spaces (American Centers, American Corners, and Bi-National Centers): \$15,000,000

At present, over 700 American Spaces serve as key points of contact for Americans to engage with local populations, particularly young people. These spaces have evolved over time and are critical to public diplomacy efforts. In many cases, they represent the only access point for outreach. Many spaces include English language instruction, student advising, alumni events and other programming. A special office in IIP was created with existing human resources to develop clear standards for each of these platforms, support content development and enhance evaluation measurement. This office will ensure that public diplomacy can demonstrate the impact and that there is a consistent look and feel of these spaces. To fully implement this worldwide vision, resources are needed to ensure that there is a certain level of quality control so that these spaces reflect the appropriate image of the United States and contain the most useful content. This support does not include construction and renovation expenses, which are reflected in the Embassy Security, Construction, and Maintenance (ESCM) request.

Pretoria Media Hub: \$171,000

The Department is requesting additional funding to build capacity of the Pretoria Media Hub to support the volume and complexity of work in this region. The Hub has an expanded scope and is now responsible for planning and implementing initiatives to engage audiences throughout Africa via the media, working to increase accurate and positive coverage of U.S. policies on television, radio, print, and new media.

*This page intentionally left blank*

# IRAQ OPERATIONS

## *Resource Summary*

(\$ in thousands)

<b>Appropriations</b>	<b>FY 2011 Actual</b>	<b>FY 2012 Estimate</b>	<b>FY 2013 Request</b>	<b>Increase / Decrease</b>
Positions - Enduring	2	2	2	0
Enduring Funds	1,523,709	229,047	406,295	177,248
Positions - OCO	0	3	3	0
Overseas Contingency Operations Funds (1)	0	3,229,455	2,257,828	(971,627)
Total Funds	1,523,709	3,458,502	2,664,123	(794,379)

(1) Details of the FY 2013 OCO request are addressed in the OCO chapter..

### *Program Description*

The U.S. Mission in Iraq remains committed to building a strategic partnership with the Government of Iraq, advancing U.S. economic and security interests and to realizing President Obama's goal of an Iraq that is sovereign, stable, democratic and self-reliant. As FY 2013 approaches, Iraq is poised to play a key role in the Middle East, given its potential economic wealth, political influence, and cultural clout. A secure, stable, and self-reliant Iraq also holds out the promise of a new model of multi-ethnic, multi-sectarian, representative government in the region. Conversely, renewed sectarian conflict or increased interference by malign regional actors seeking to fill a vacuum left by U.S. disengagement would pose a significant threat to U.S. influence in the region.

The U.S. Embassy in Baghdad is the foundation for all U.S. Government programs and efforts. Embassy personnel monitor and engage on national level issues, such as sectarian tensions, economic development, and international investment while working with the Government of Iraq as it builds strong, stable relationships with neighboring states and within the region.

Together with the Chief of Mission (COM) personnel at the Embassy in Baghdad, COM personnel at consulates in Erbil and Basrah, as well as those located in Kirkuk will engage across a wide spectrum of issues, and build long-term relationships with power centers outside the national capital. Consulate General Erbil is key to facilitating agreements between the federal government in Baghdad and the Kurdish Regional Government, and is instrumental to the preservation of a stable, unified Iraq. Consulate General Basrah serves Iraq's Shi'a heartland, which is also the home of 80 percent of Iraq's known oil and gas reserves. With Iraq's hydrocarbons representing about 70 percent of the country's Gross Domestic Product and over 90 percent of Iraqi government revenue, development of these resources provides Iraq with its best long term opportunity to develop its economy, improve basic services, and invest in its own reconstruction. The United States' consulate in Kirkuk stands at the center of the internal boundary most likely to generate Arab-Kurd conflict that could threaten the country's stability, and provides a diplomatic platform for expanding security cooperation programs.

Amid a climate of regional uncertainty, the U.S. diplomatic presence in Iraq helps to ensure that potentially destabilizing grievances will be addressed, and that neighboring states need not interject themselves. Premature reductions in this engagement might galvanize regional actors to mobilize tribal, ethnic or sectarian counterparts in Iraq to advance their agendas.

# IRAQ OPERATIONS

## *Justification of Request*

The enduring component of the FY 2013 request for Iraq Operations is \$406.3 million. The request is largely driven by updated sustainment and security contract estimates. Requirements for the interim consulate operations category have decreased as a result of the change in the provincial outreach strategy since the submission of the FY 2012 President's Budget. The request level also assumes that ICASS implementation does not expand the number of agencies billed in FY 2012.

### **Mission Operations and Logistics Support: \$223,089,000**

The FY 2013 request reflects a shift in funding from the interim consulate operations category to the U.S. Mission operations category as a result of a revised provincial outreach strategy. This shift includes funding for salaries, benefits, training, and other administrative support services. The request also includes funding to support sustainment contracts for aviation equipment and other equipment transferred to the Department of State from the Department of Defense.

### **Information Technology: \$8,694,000**

The FY 2013 request supports anticipated bandwidth costs changes for FY 2013.

### **Security and Overhead Cover: \$118,237,000**

This security estimate is for the Bureau of Diplomatic Security contract costs, which includes support for static guards at Chief of Mission facilities in Baghdad, technical security systems, the maintenance of an armored vehicle fleet comparable to other large posts in the region, and specialized training for security officers assigned or traveling to Iraq. Due to increased in-processing responsibilities the request includes the processing of security clearances and public trust determinations for contractor employees assigned to Iraq, polygraph support and efforts to monitor threats directed at the private sector in Iraq.

### **Interim Consulate Operations: \$56,275,000**

The FY 2013 request is a result of shifting costs for salaries, benefits, training, and other administrative support services from the provincial locations to "Mission Operations and Logistics Support" in Baghdad as part of the revised provincial outreach strategy consolidation. The request continues to support operational requirements of the interim consulates including salaries and benefits of consulate staff, operations and maintenance, as well as basic life support.

# WORLDWIDE SECURITY PROTECTION

## *Resource Summary*

(\$ in thousands)

Appropriations	FY 2011 Actual	FY 2012 Estimate	FY 2013 Request	Increase / Decrease
Positions - Enduring	1,777	1,707	1,707	0
Enduring Funds	1,497,056	1,355,000	1,428,468	73,468
Overseas Contingency Operations Funds (1)	0	236,201	721,527	485,326
<b>Total Funds</b>	<b>1,497,056</b>	<b>1,591,201</b>	<b>2,149,995</b>	<b>558,794</b>

FY 2011 Actual reflects net transfers of \$56,213 of which \$749,213 was transferred from USAID Office of Civilian Response, and \$693,000 transferred to Embassy Security, Construction, and Maintenance.

(1) Details of the FY 2013 OCO request are addressed in the OCO chapter..

### *Program Description*

The Worldwide Security Protection (WSP) program affords core funding to provide a safe and secure environment for the conduct of U.S. foreign policy. The promotion of American interests and foreign policy protects life, property, and information at more than 274 missions abroad. In order to do this, the Department must address threats against U.S. personnel, facilities, and equipment worldwide. The civil unrest in Abidjan, Egypt, and Tunis; the increasingly volatile situation in Mexico; the physical assault on the Embassy in Syria; and the suspension and reactivation of operations at the U.S. Embassy in Libya highlight the need for continued vigilance, program execution, and funding. As U.S. diplomatic humanitarian efforts in critical threat and unstable locations expand, increased security and security training will ensure all U.S. Government employees (USG) are prepared to work safely in these areas. WSP provides funding for the Bureau of Diplomatic Security (DS), and other Departmental bureaus.

WSP funding supports numerous security programs including a worldwide guard force protecting overseas diplomatic missions, residences, as well as domestic facilities. DS is a key interlocutor in international investigations; threat analysis; cyber security; counterterrorism; and physical, personnel, and technical security. DS continues to strive to meet the security requirements of the Department as worldwide security conditions continue to present increasing challenges, by anticipating needs and dedicating resources to accomplish its mission to safeguard personnel working in some of the most dangerous locations abroad.

### **Strengthen Training**

During FY 2013, DS will continue efforts to give personnel the high-quality, relevant training they need today for mission success. A priority for the Bureau is to increase the number of DS Special Agents participating in the High Threat Tactical Course (HTTC) in order to facilitate U.S. engagement in critical threat locations where the continued conduct of foreign policy objectives is in national security interests. This training prepares employees to work safely and provide a secure environment for the conduct of foreign policy.

The Office of Mobile Security Deployments (MSD) recruits, trains and deploys agents to maintain full staffing and implement a standard rotation cycle to effectively manage operational requirements, mandatory training, and quality of life programs necessary to provide strategic asset support in response to Department initiatives.

## **WORLDWIDE SECURITY PROTECTION**

DS will continue mandatory leadership training for all supervisors and managers as well as hard-skills training courses, such as High-Threat Tactical (HTTC) and Personnel Recovery Management Course (PRMC). These courses better equip personnel to operate in non-permissive environments. To ensure that all DS special agents are mission-capable for duty in the full range of security environments where the Bureau operates, DS is expanding the HTTC with the goal of providing the course to all new agents within the first five years of employment.

As U.S. diplomatic efforts in critical threat locations expand, increased security training ensures all U.S. Government employees are prepared to work safely in these areas. DS will continue the deployment of equipment and training by the Weapons of Mass Destruction (WMD) Countermeasures Program and training Regional Security Office personnel to create post-specific procedures to manage and, if possible, prevent hostage situations via the Personnel Recovery Program.

DS conducts training for Security Engineers and Technical Security personnel, Marine Security Guards (MSG's), Regional Security Officers (RSOs), and others engaged in the support of U.S. foreign policy worldwide, including specialized areas such as High Threat Tactical, Protective Services, Armored Vehicle Driver (AVD), Foreign Service National Investigator, Foreign Affairs Counter Terrorism (FACT), and Cyber Security.

The Department of Homeland Security established DS as a Center of Excellence for instructor-led cyber security training in 2010. DS strives to maintain its comprehensive role-based cyber security education and training program for secure infrastructure design and development, incident analysis, and defensive skills and capabilities. This training effort provides Department employees with the knowledge and skills necessary to protect information systems from ever-increasing cyber threats.

### **Effective and Efficient Risk-Based Security**

DS is challenged more now than ever to provide security in environments where threats are increasing and implement the most cost-effective solutions within its current budget constraints. The locations require a more agile approach to provide resources beyond those outlined by the Overseas Security Policy Board (OSPB) standards when necessary, and quickly provide common-sense waiver and exception relief in situations that other OSPB standards cannot reasonably be met due to exigent circumstances in these locales. The Bureau will act on recommendations in the Secretary's QDDR report to reassess the global standard for risk management. DS will assess its collective resources to formalize and house individual security programs developed to address the ever-changing threat. DS will make a concerted effort to call on the skills of its partner agencies in the design and implementation of joint security efforts.

DS also provides high threat protective details with Tactical Support Teams both domestically and abroad; provides Security Support Team missions to posts abroad during periods of high threat, crisis, or natural disaster; and provides specialized security training at overseas posts through Mobile Training Teams (MTTs).

### **Bolster Cyber Security**

Cyber security has become an increasingly important component of diplomacy. During FY 2013, DS will continue to monitor network traffic, detect, and respond to cyber security incidents, as well as to ensure security compliance within the Department. DS will pay special attention to examining and alleviating potential system security vulnerabilities. DS will also continue to assess emerging security technologies that will aid in the protection of the Departments' technology assets.

### **Threat Investigations and Analysis**

DS directs, coordinates, and conducts intelligence collection and analysis involving terrorist threats and/or hostile activities directed against all U.S. Government personnel, facilities, and interest abroad under the

## WORLDWIDE SECURITY PROTECTION

authority of the chief of mission. DS conducts protective intelligence investigations and coordinates foreign government and private sector requests for assistance relating to terrorist and terrorist-related incidents. DS coordinates and provides real-time threat assessments that support senior DS and Department officials in policy and operational issues, as well as security personnel in the field. In addition DS contributes analytical articles and assessments to the DS Daily, which is disseminated throughout the U.S. Government and coordinates the Department's Security Environment Threat (SETL) List. DS manages and collates incoming security-related information regarding threats, security incidents, and unfolding emergency situations and disseminates that information appropriately and rapidly throughout DS and to Department leadership. The DS Command Center provides the 24/7 support for all after-hours calls from DS field offices, regional security offices, security engineering offices and monitors after-hour police liaison issues for DS.

### Countermeasures

Mitigating or defeating threats to personnel, information, facilities, and other U.S. interests requires DS to have accurate, actionable intelligence and a wide range of countermeasures. DS leverages the latest countermeasures for use in facilities around the world that protect against a wide range of security threats. These systems include: electronic systems to counter improvised explosive devices, unmanned aerial vehicles, stationary and mobile video systems, tracking/alerting devices for personnel and vehicles, as well as more traditional systems such as Closed Circuit TV (CCTV), Intrusion Detection Systems, X-rays and Walk Thru Metal Detector (WTMD) personnel screening systems.

Additionally, the following physical security systems have been widely deployed: armored vehicles, blast and ballistic-resistant perimeter guard towers, access controls such as vehicle barriers and man traps, anti-climb and anti-ram fences; temporary modular protection systems designed to mitigate blast, overhead and Forced Entry/Blast Resistant (FE/BR) threats; vehicular anti-ram barriers; and compound access control enclosures (man traps). DS continually monitors and participates in research and development to mitigate new and emerging threats. DS also deploys the latest technology to ensure strong surveillance countermeasures and cyber security against technical threats.

Other Research and Development (DS/C/PSD/RD) innovations in 2011 were the Streetscape Vehicular Anti-Ram (SVAR) and Landscape Vehicular Anti-Ram (LVAR) programs, which produced barriers that can stop a full-speed (50 mph) impact from a medium-duty truck while blending into their surroundings. These barriers answered an industry-wide call to merge perimeter security with the environment. DS has designed and tested anti-ram terrain features, boulders, lampposts, bus shelters and benches for this initiative.

Some high threat locations are exploring the use of DS designs for the Temporary Modular Protective System (TMPS) to mitigate blast. TMPS is a steel frame system that holds hardened concrete panels and enables modular construction for many different blast-resistant options. These options include housing for trailers and other soft-skinned expeditionary structures, walled perimeter systems, safe havens, and bunkers. TMPS has been blast-tested at Eglin AFB, FL. DS sent plans for a double-stacked TMPS configuration to Embassy Peshawar to create a protective shell around existing Compound Housing Units (CHUs).

### Domestic Operations

DS manages a full spectrum of criminal and special investigative resources to include violations of laws regarding U.S. passports and visas, defensive counterintelligence programs, and interagency liaison functions in the areas of law enforcement and counterintelligence. DS is responsible for the safety and security of more dignitaries than any other U.S. Government agency including: the Secretary of State, Deputy Secretary of State, U.S. Permanent Representative to the United Nations, and certain visiting foreign dignitaries. DS is also the lead U.S. agency for security planning for major international events

## **WORLDWIDE SECURITY PROTECTION**

such as the Olympics, World Cup, and Asian Pacific Economic Cooperation (APEC). DS manages the protective security support programs for over 100 Department sites, including numerous annexes in the greater Washington area, as well as passport and Office of Foreign Missions offices throughout the United States.

### **International Programs**

The Department uses private security contractors (PSCs) to help meet the extraordinary security requirements in critical threat and non-permissive environments. The Department continues to ensure proper management and oversight of PSCs working overseas. Each of the seven task orders under the Worldwide Protective Services (WPS) contract has two DS agents serving as Contracting Officer's Representatives (CORs). The CORs are assisted in their oversight responsibilities by Government Technical Monitors (GTMs). Lessons learned over the previous ten years of operations in critical threat environments have been incorporated into the new WPS contract. Interpreters are incorporated into protective security details to facilitate communication. Protective Security details are directly led and overseen by DS Agents or Security Protective Specialists. Training for private security contractors is more robust and incorporates the standards for personal accountability and behavior.

As U.S. diplomacy increasingly pursues operations at greater distance from capital cities in all regions and traditional embassy platforms, DS is, and will continue to be, charged with providing security support. Diplomatic Security/International Programs (DS/IP) persists in the maintenance of carefully balanced security needs with operational realities, often in places and situations where the Security Environment Threat List and the security standards did not foresee today's realities. To that end, the Contingency Operations Working Group is developing guidelines whereby diplomatic facilities in contingency zones and other non-traditional platforms can be recognized as "critical plus." In some situations, these environments will require innovative security solutions simply not reflected in existing security standards; in other cases, these operations will need to have access to expedited consideration of well-documented exceptions and waivers to existing standards in order to facilitate life safety programs and other critical post operations worldwide.

### **Security Infrastructure**

DS maintains the ability to proactively monitor the Department's networks with one of the most rigorous network security programs in the Federal Government which was awarded National Security Agency (NSA's) Frank B. Rowlett Award for Information Systems Security.

DS conducts about 36,000 personnel security investigations each year to ensure that granting an individual access to classified information is clearly consistent with the interests of national security. The Security Infrastructure Directorate strives to deliver expedient clearance checks, thorough investigations, and to reduce backlogs; however, many external factors continue to affect the needs of the office. Workloads continue to increase due to new public trust reinvestigation requirements, and the Department hiring beyond attrition to support new initiatives. The Department must maintain compliance with stringent requirements mandated by the Intelligence Reform and Terrorism Prevention Act (2004; IRTPA) and based on those new demands and competing resources, the Security Infrastructure Directorate has been required to prioritize its investigative caseload.

The Office of Computer Security (DS/SI/CS) provides the Department with the necessary cyber security direction to achieve its mission while protecting global electronic assets. The Office defends over 125,000 assets at 285 overseas posts and 125 domestic offices. It monitors network traffic, detects and responds to cyber security incidents, and scans for security compliance and known vulnerabilities. The Office works to assess cyber security threats and emerging security technologies that ensure continued protection of the Department's technology assets. DS/SI/CS creates and delivers the cyber security awareness program, and serves as the Department's central point for working with other U.S.



## WORLDWIDE SECURITY PROTECTION

Government intelligence and law enforcement agencies supporting Federal information sharing requirements.

DS's Office of Computer Security has monitored an increase in malicious cyber threat activity towards the Department and, as a result, the analysis reporting requirements and taskings have increased. In support of the DS/SI mission, and to counter new and emerging threats, the Office will deploy an advanced threat detection infrastructure, establishing necessary Network Intrusion Detection Systems (NIDS), including one in the D.C. Metropolitan Area Network. NIDS will increase sensor visibility to better identify and remediate network threats to the Department's networks. With the implementation of NIDS, the Office will be required to process an increased quantity of alerts and will need to hire three senior level security-monitoring analysts with strong skill sets.

The Departmental bureaus other than DS receive WSP resources for security related activities. For example, the Bureau of Administration uses WSP for leases and emergency preparedness exercises. The Bureau of Information Resource Management uses funds from this account to bolster IT security and security upgrades. The program activities associated with WSP funds are inclusive of the security related assessments that reveal the broad scope of security challenges facing the Department of State.

### *Performance*

The Overseas Security Policy Board (OSPB) is an interagency body created to assist the Secretary in carrying out the statutory security responsibilities prescribed by the Omnibus Diplomatic Security and Antiterrorism Act of 1986. The OSPB provides a mechanism for collective consultation with other Federal agencies, and has been assigned responsibility to develop security polices and standards. OSPB security standards are threat-indexed countermeasures (i.e., actions, devices, procedures, or techniques that reduce vulnerability). Missions must conform to OSPB approved security standards found in the Foreign Affairs Handbook (FAH) 12 FAH-6 in order to maintain appropriate security of the mission.

<b>Strategic Goal 7: Build a 21st century workforce; and achieve U.S. government operational and consular efficiency and effectiveness, transparency and accountability; and a secure U.S. government presence internationally</b>				
Active Performance Indicator	Conformity of Local Guard, Surveillance Detection and Residential Security Programs at Diplomatic Missions with Overseas Security Policy Board Standards (12 FAH-6) as measured by the percent of assessments revealing that standards were met.			
<b>PRIOR YEAR RATINGS TREND</b>				
FY 2007	FY 2008	FY 2009	FY 2010	FY 2011
NA	New Indicator, No Rating	◀▶ On Target	◀▶ On Target	◀▶ On Target
<b>TARGETS AND RESULTS</b>				
FY 2013 Target	All applicable OSPB Standards (12 FAH-6) are met 100 percent of the time, or if non-conformance is detected and verified, corrective actions are initiated within seven days. Compliance will be verified by conducting Program Management Reviews (PMRs) at 48 posts with priority given to Critical Threat posts and those posts in the top 20 in total program costs.			
FY 2012 Target	All applicable OSPB Standards (12 FAH-6) are met 100 percent of the time, or if non-conformance is detected and verified, corrective actions are initiated within seven days. Compliance will be verified by conducting Program Management Reviews (PMRs) at 48 posts with priority given to Critical Threat posts and those posts in the top 20 in total program costs.			

## WORLDWIDE SECURITY PROTECTION

FY 2011 Target	All applicable OSPB Standards (12 FAH-6) are met 100 percent of the time, and, when non-conformance is detected and verified, corrective actions are initiated within seven days. Compliance will be verified by conducting Program Management Reviews (PMRs) at 48 posts with priority given to Critical Threat posts and those posts in the top 20 in total program costs.
FY 2011 Rating and Result	Rating: On Target DS/IP/OPO conducted 61 PMR's to verify applicable OSPB Standards compliance (12 FAH-6), and this exceeded the FY2011 target of 48 posts. Posts where PMR's were conducted were reviewed not only for compliance with OSPB Standards, but also for conformance with DS security program management policies and procedures. Of the 61 PMR's conducted, the average compliance score for all criteria was 90.84 percent. Corrective actions were initiated within seven days when necessary.
Impact	A safe and secure environment was maintained at U.S. diplomatic missions abroad to protect personnel and facilities and foster the successful conduct of U.S. foreign policy.
FY 2010 Rating and Result	Rating: On Target DS revised its Program Management Review (PMR) format and criteria, and increased the target number of PMRs during FY2010. During FY2010, DS conducted 66 PMRs to verify compliance, exceeding the final FY2010 target of 48. Posts where PMR's were conducted were reviewed not only for compliance with applicable OSPB Standards (12 FAH-6), but also for conformance with DS security program management policies and procedures. The 66 PMRs conducted averaged a score of 87 percent for all criteria. Corrective actions were initiated when necessary.
FY 2009 Rating and Result	Rating: On Target All applicable OSPB Standards (12 FAH-6) were met when non-conformance was detected and verified, corrective actions were initiated within seven days. Program Management Reviews were conducted at 40 posts against a target of 32.
FY 2008 Rating and Result	Rating: New Indicator, No Rating
FY 2007 Rating and Result	Rating: N/A N/A
<b>VERIFICATION AND VALIDATION</b>	
Methodology	Data are derived from comprehensive on-the-ground assessments by DOS security and staff professionals using interagency-approved Overseas Security Policy Board (OSPB) security standards as published and promulgated in Foreign Affairs Handbook 12 FAH-6.
Data Source and Quality	Regional Security Officers (RSO) at Post, Embassy Emergency Action Committees, DS professional staff (Office of Regional Directors and Office of Overseas Protective Operations), and DOS Inspector General staff are primary data sources. The Data Quality Assessment revealed no significant data limitations.

### *Justification of Request*

The Department is requesting \$1.428 billion for Worldwide Security Protection. This reflects an increase of \$73.5 million from the FY 2012 Estimate level. Overseas Contingency Operations (OCO) funding is addressed in another chapter. This funding level includes \$44 million in current services increases for overseas price inflation, domestic inflation, American COLA, and Locally Engaged Staff increases. The request includes \$27.4 million for security costs billed through ICASS. The funding level also includes \$2 million for SA-20 lease build out and \$0.6 million for the security protection of domestic facilities.

## WORLDWIDE SECURITY PROTECTION

WSP funding supports security staffing of more than 1,707 personnel, core functions for the worldwide local guard program, high threat protection needs, security technology, armored vehicles, cyber security, information security, facility protection, and diplomatic couriers. The bureaus and programs that receive WSP funding are categorized on the Worldwide Security Protection Summary chart at the end of this section in the following order:

### **DS-WSP Base: \$1,060,900,000**

Worldwide Security Protection provides core funding for the protection of life, property and information. WSP funding supports a worldwide guard force of approximately 30,000 guards to protect 285 overseas diplomatic missions and residences and 125 domestic facilities. The protection of national security information and the integrity of the Department's network of information systems are also supported through this program. Diplomatic Security is a key interlocutor in international investigations, threat analysis, cyber security, counterterrorism, and physical, personnel, and technical security. Major programs include:

International Programs (IP): \$450,764,000

International Programs administers vital security programs, such as the Local Guard Program, Surveillance Detection, Residential Security and High Threat Protective Details that support U.S. foreign policy at our overseas missions. Post Security is anchored by the regional security officer (RSO), whose primary role is to implement post security programs that protect U.S. overseas personnel, facilities and information. International Program Regional Directors provide oversight of RSOs' and coordinate security policy on overseas operations with other elements of the Department and federal agencies under the jurisdiction of Chief of Mission. In some post DS will be coordinating innovative security solutions in order to facilitate the life safety programs and other critical post operations worldwide.

Countermeasures: \$220,206,000

Countermeasures manages all the departments physical and technical security countermeasures programs, provides secure and expeditious delivery of classified and sensitive material between U.S. diplomatic missions and the Department, oversees the development of Overseas Security Policy Board (OSPB) security standards and department policies associated with physical and technical security, and ensures appropriate transit security related projects at U.S. diplomatic facilities. DS leverages the latest and most effective countermeasures for use in facilities around the world that protect against a wide range of security threats. DS provides defensive equipment and armored vehicles to the field for the protection of life and property from terrorism and other acts of violence both domestically and at Foreign Service Posts. Additionally, DS provides training and equipment to all personnel falling under Chief of Mission authority in order to aid them in surviving a chemical, biological, and radiological or nuclear (CBRN) attack.

Training: \$42,757,000

DS and FSI develop and implement training and professional developments programs for DS personnel, specialized security training for department and foreign affairs agencies and their dependents. Training programs respond to the rapid growth of training demand and will continue to provide personnel the training needed today for tomorrow's missions by ensuring all DS special agents are mission capable for duty in the full range of security environments where the Bureau operates. The training also provides specialized training at overseas Post through Mobile Training Teams as well as provide high threat protective details with Tactical Support Teams and Security Support Teams missions to Post abroad during periods of high threat, crisis or natural disaster.

## WORLDWIDE SECURITY PROTECTION

Threat Investigations and Analysis (TIA): \$17,339,000

TIA gathers, analyzes, investigates and disseminates threat and security information to protect American interest worldwide. TIA improves DS's ability to detect and counter threats and upgrade DS's capacity to rapidly disseminate threat and security information to embassies, consulates and the U.S private sector. TIA directs, coordinates, and conducts investigations concerning threat activity, suspicious events, and actual security incidents involving DS designated protectees and facilities. The DS command center tracks DS operations worldwide and collects, monitors, and reports threat information from around the world in close liaison with the wider intelligence community through daily video teleconferences. Also TIA promotes security cooperation between American business and private sector interest worldwide, and the U.S. Department of State.

Security Infrastructure (SI): \$70,267,000

Security Infrastructure manages the security clearance program, protecting against cyber-attacks and managing the handling of classified and sensitive but unclassified (SBU) information, including the security incidents program. Security Infrastructure maintains the ability to proactively monitor the Department's networks and deploys an advanced threat detection infrastructure Department-wide to counter new and emerging threats. SI conducts personnel security investigations each year to ensure that granting an individual access to classified information is consistent with the interest of national security.

Domestic Operations (DO): \$109,838,000

DS manages a full spectrum of criminal and special investigative resources to include violations of laws regarding U.S. passports and visas, defensive counterintelligence programs, and interagency liaison functions in the areas of law enforcement and counterintelligence. DS is responsible for the safety and security of more dignitaries than any other U.S. Government agency, including: the Secretary of State, Deputy Secretary of State, U.S. Permanent Representative to the United Nations, and certain visiting foreign dignitaries. DS is also the lead U.S. agency for security planning for major international events such as the Olympics, World Cup, and Asian Pacific Economic Cooperation (APEC). DS manages the protective security support programs for over 100 Department sites, to include numerous annexes in the greater Washington area as well as passport and Office of Foreign Missions offices throughout the United States.

Executive Directorate (EX): \$149,755,000

The Executive Directorate advises the Bureau's administrative, management, planning, resource issues, programs and activities. EX integrates records lifecycle and information management, strategic planning, performance measurement, policy, logistics management, and contracting to accomplish the Bureau's mission. EX is also responsible for human resource management, financial and management services, and performance and planning.

### **DS-Afghanistan Enduring: \$70,800,000**

Embedded within the Worldwide Security Protection (WSP) budget request are resources to maintain a limited presence in Afghanistan to help the Afghan government sustain peace and stability and create new opportunities for the people of Afghanistan. The Request will provide support for Consulate and Embassy operations in Herat, Mazar-e-Sharif, Kabul, Kandahar, and Jalalabad. The Kabul local guard contract and related support are critical to security Chief of Mission facilities and personnel.

## WORLDWIDE SECURITY PROTECTION

### **DS-Pakistan Enduring: \$5,000,000**

DS will continue to respond to the critical security threats in Pakistan and seek to meet the requirements of a heightened security stance not only in Islamabad but throughout the country. DS is committed to assisting in the efforts of helping Pakistan overcome its economic and security challenges that threaten its stability. This funding provides for the ongoing security of Chief of Mission facilities and personnel.

### **Counterterrorism Bureau (CT): \$1,500,000**

CT leads the development and implementation numerous interagency full-scale Counterterrorism National Level Exercises every year enhancing our nation's posture to immediately respond to terrorist incidents overseas and protect our national security interests and increasing the effectiveness of embassy crisis response capabilities. Funding for these activities includes supporting the international component of DHS's National Exercise Program (NEP), often referred to as the TOPOFF, as well as the Joint Chiefs of Staff and Geographic Combatant Commander's National exercises. These counterterrorism preparedness activities enhance the whole of U.S. Government's ability to respond to an international terrorist incident that threatens our national security such as hostage taking or weapons of mass destruction.

### **Foreign Service National Separation Liability Trust Fund Payment (FSNSLTF): \$1,200,000**

The Foreign Service National Separation Liability Trust Fund (FSNSLTF) is authorized to provide separation pay for foreign national employees of the Department of State in those countries in which such pay is legally authorized. A proportionate share of each year's annual accrued liability of the FSNSLTF is funded by the Diplomatic and Consular Program appropriation including Public Diplomacy and Worldwide Security Protection resources.

### **Office of the Medical Director (MED): \$2,400,000**

As required by the 1986 Omnibus Diplomatic and Anti-Terrorism Act, the Secretary of State established Accountability and Review Boards to examine the facts and circumstances surrounding the August, 1998 bombings of the U.S Embassies in Nairobi, Kenya and Dar Es Salaam, Tanzania. As a result, the Office of Medical Services (MED) established a program office to develop and manage the medical portion of this recommendation. Funding is provided for The Med Trauma Bag, which is a large moveable bag containing a standard set of emergency equipment used for acutely ill persons. The funding requested for FY 2013 will be used to purchase and ship these critical life saving medical supplies to overseas posts. Funding is also used for first year health unit start-up costs.

### **Intelligence and Research (INR): \$400,000**

The \$407,000 in FY 2013 covers salary and benefits for four full-time permanent positions that the Department authorized for INR in 1997.

### **Regional Bureaus: \$127,100,000**

Funds provide for costs associated with annual recurring support costs for Regional Security Officers (RSO)/Assistant Regional Security Officers (ARSO) at post, i.e., post-held premium pay, Cost of Living Allowance (COLA), post differential, overtime, danger pay, R&R, dependent education allowance, residential utilities, maintenance and repair, furniture and fixtures. The management and oversight of these funds is managed by DS. The Regional Bureaus include: Bureau of Western Hemisphere Affairs (WHA); Bureau of European and Eurasian Affairs (EUR); Bureau of East Asian and Public Affairs (EAP); Bureau of Near Eastern Affairs (NEA); Bureau of South and Central Asian Affairs (SCA); and Bureaus of African Affairs (AF).

### **Bureau of Information Resource Management (IRM): \$62,500,000**

IRM will use these funds to maintain and enhance information technology security for equipment and networks throughout the Department, as well as Diplomatic Security's radio program. Specific efforts

## WORLDWIDE SECURITY PROTECTION

include Public Key Infrastructure to provide strong authentication and non-repudiation of users on the networks, as well as privacy and integrity of communications; equipment and programs for classified communications and encryption; anti-virus software; and the Department's Information Assurance Program which provides the Department with training, planning, and analysis of information systems to maintain the confidentiality, integrity, and availability of the Department's information.

### **International Security and Non-Proliferation (ISN): \$1,500,000**

These funds support the Department's NSPD-17 foreign consequence management (FCM) responsibilities. This includes the coordination of U.S. interagency activities which prepare foreign partner Ministries to respond to the use of WMD; as well as coordination of U.S. government response resources in the event of intentional or accidental release of chemical, biological, radiological or nuclear (CBRN) materials. WMDT's FCM Program uses these funds to support the development and execution of U.S. interagency engagement activities (such as workshops, seminars and table-top exercises) with foreign partners' leadership to review and improve their CBRN response and international assistance plans. The funds also support development and exercising of U.S. CBRN response policy and U.S. interagency deployment and coordination procedures.

### **Bureau of Administration (A): \$73,100,000**

Under the Worldwide Security Protection funding, the A Bureau provides the platform for domestic emergency management planning and preparedness, strengthens employee awareness, and exercises the Department's Mission Critical Team (MCT). The A Bureau manages a wide range of administrative and facilities services for the Bureau of Diplomatic Security domestic offices.

The A Bureau is committed to providing well-managed, energy efficient, sustainable, secure, safe and functional space needed for the Department's domestic workforce. The A Bureau works closely with the Bureau of Diplomatic Security to meet physical security requirements. The A Bureau is responsible for developing mandatory domestic emergency plans, policies, procedures and capabilities, and for overseeing bureaus' development of their own emergency action plans, so the Department can respond to and recover from any emergency that may affect facilities or personnel. This goal is driven by federally mandated requirements. The Bureau's Office of Emergency Management manages this program, which encompasses implementing and maintaining a Department Emergency Action Plan, national Continuity of Operations, Continuity of Government and Enduring Constitutional Government (COOP/COG/ECG) Plans; and maintaining these facilities to national continuity and communications standards.

### **Bureau of Human Resources (HR): \$100,000**

WSP funding provides qualified staff training in diplomatic security processes and anti-fraud techniques that incorporate positions through the Department's plans to hire, train and assign enough personnel to meet workload demands.

### **Post Assignment Travel (PAT): \$14,200,000**

WSP funding is provided for mandatory moves and assignment travel within the department for Regional Security Officer's and Assistant Regional Security Officer's.

### **Foreign Service Institute (FSI): \$6,700,000**

WSP funding enhances and maintains language, leadership, security overseas, professional and area studies training for the Department's DS personnel throughout their government career. FSI has assured that agents and officers have appropriate training to help personnel successfully live and work in overseas environments.

## WORLDWIDE SECURITY PROTECTION

### Office of Foreign Mission (OFM): \$1,200,000

TSA Screening Courtesies - As an advocate for reciprocal agreements, OFM seeks the fair treatment of U.S. missions and personnel abroad, while assuring foreign missions and their members resident in the United States receive the same treatment that their respective governments provide in return to U.S. diplomats abroad. In coordination with the Transportation Security Administration, the Office of Foreign Missions manages the VIP airport screening program throughout the United States.

### *Resource Summary*

	Positions					Funds (\$ in thousands)		
	American				Pos	Bureau	American	Funds
	CS	FS Dom	Overseas	FSN	Total	Managed	Salaries	Total
FY 2011 Actual	367	589	821	0	1,777	1,270,433	226,623	1,497,056
FY 2012 Estimate	367	589	751	0	1,707	1,138,037	216,963	1,355,000
FY 2013 Built-in Changes								
Administrative Savings	0	0	0	0	0	(3,332)	0	(3,332)
American COLA	0	0	0	0	0	375	1,147	1,522
Domestic Inflation	0	0	0	0	0	2,276	0	2,276
GSA Rents	0	0	0	0	0	665	0	665
Locally Engaged Staff Wage Increases	0	0	0	0	0	13,941	0	13,941
Locally-Engaged Staff Step Increases	0	0	0	0	0	13,941	0	13,941
Overseas Price Inflation	0	0	0	0	0	14,477	0	14,477
Total Built-in Changes	0	0	0	0	0	42,343	1,147	43,490
FY 2013 Current Services	367	589	751	0	1,707	1,180,380	218,110	1,398,490
FY 2013 Program Changes								
Payment to ICASS for increases	0	0	0	0	0	27,378	0	27,378
Security Protection of Domestic Facilities	0	0	0	0	0	600	0	600
SA-20 Replacement Space Build-Out	0	0	0	0	0	2,000	0	2,000
Total Program Changes	0	0	0	0	0	29,978	0	29,978
FY 2013 Request	367	589	751	0	1,707	1,210,358	218,110	1,428,468

# WORLDWIDE SECURITY PROTECTION

## *Staff by Program Activity* (positions)

Worldwide Security Protection	FY 2011 Actual	FY 2012 Estimate	FY 2013 Request	Increase / Decrease
Maintaining Ongoing Security Activities	39	39	39	0
Office of Emergency Management - State	19	19	19	0
Infrastructure Systems	14	14	14	0
Intelligence and Research	4	4	4	0
Overseas Personnel Services	1	1	1	0
Security Training	1	1	1	0
Countermeasures	444	438	447	9
Bureau Direction	15	15	15	0
Domestic Protection of Information	35	35	35	0
Domestic Protection of Life	44	44	44	0
Infrastructure Systems	57	57	57	0
Overseas Protection of Life	293	287	296	9
Diplomatic Security Operations	172	102	102	0
Protection of Facilities	47	4	1	(3)
Protection of Information	1	1	1	0
Protection of Life	1	1	1	0
Domestic Administrative Management	38	38	38	0
Guards - Worldwide Protection	0	0	3	3
Intelligence and Research	4	4	4	0
Mission Security Operations	81	54	50	(4)
Domestic Operations	209	212	212	0
Domestic Protection of Life	209	212	212	0
International Programs OPO	316	299	303	4
Domestic Administrative Management	25	23	23	0
Mission Direction	18	18	18	0
Overseas Protection of Life	273	258	262	4
Personnel	388	409	396	(13)
Bureau Direction	25	25	25	0
Domestic Administrative Management	10	10	10	0
Domestic Protection of Information	36	36	36	0
Mission Security Operations	43	43	43	0
Overseas Protection of Information	22	22	22	0
Overseas Protection of Life	252	273	260	(13)
Security Infrastructure	145	144	144	0
Infrastructure Security	124	111	101	(10)



## WORLDWIDE SECURITY PROTECTION

Worldwide Security Protection	FY 2011 Actual	FY 2012 Estimate	FY 2013 Request	Increase / Decrease
Infrastructure Systems	21	20	30	10
Overseas Protection of Information	0	13	13	0
Training	64	64	64	0
Domestic Administrative Management	15	14	14	0
Security Training	49	50	50	0
<b>Total</b>	<b>1,777</b>	<b>1,707</b>	<b>1,707</b>	<b>0</b>

### *Funds by Program Activity*

(\$ in thousands)

Worldwide Security Protection	FY 2011 Actual	FY 2012 Estimate	FY 2013 Request	Increase / Decrease
Maintaining Ongoing Security Activities	148,149	166,756	165,620	(1,136)
Countermeasures	217,576	305,882	329,614	23,732
Diplomatic Security Operations	440,871	244,550	129,791	(114,759)
Domestic Operations	69,332	140,742	146,083	5,341
International Programs OPO	418,577	328,140	405,901	77,761
Personnel	127,180	113,440	132,003	18,563
Security Infrastructure	39,429	14,176	62,821	48,645
Training	35,942	41,314	56,635	15,321
<b>Total</b>	<b>1,497,056</b>	<b>1,355,000</b>	<b>1,428,468</b>	<b>73,468</b>

# WORLDWIDE SECURITY PROTECTION

## *Program Activities*

(\$ in thousands)

Department Of State	Positions			Funds (\$ in thousands)			
	American		FSN	Pos Total	Bureau Managed	American Salaries	Funds Total
	Domestic	Overseas					
Maintaining Ongoing Security Activities	34	5	0	39	160,398	5,222	165,620
Office of Emergency Management - State	19	0	0	19	20,919	1,917	22,836
Bureau Direction	0	0	0	0	279	0	279
Domestic Investment in Current Assets	0	0	0	0	2,508	0	2,508
Domestic Operations and Maintenance	0	0	0	0	8,181	0	8,181
Environmental Health	0	0	0	0	2,377	0	2,377
GSA Rents	0	0	0	0	39,606	0	39,606
Infrastructure Systems	9	5	0	14	60,711	1,757	62,468
Intelligence and Research	4	0	0	4	0	407	407
International Security Affairs	0	0	0	0	1,213	0	1,213
Mission Security Operations	0	0	0	0	17,076	0	17,076
Overseas Personnel Services	1	0	0	1	1,200	137	1,337
Security Training	1	0	0	1	6,328	102	6,430
Countermeasures	231	216	0	447	256,365	73,249	329,614
Protection of Facilities	0	0	0	0	59,035	0	59,035
Armored Vehicles	0	0	0	0	42,559	0	42,559
Bureau Direction	15	0	0	15	18,508	1,890	20,398
Domestic Protection of Information	35	0	0	35	47,304	4,410	51,714
Domestic Protection of Life	44	0	0	44	32,468	8,402	40,870
Infrastructure Systems	57	0	0	57	42,061	9,934	51,995
Mission Security Operations	0	0	0	0	0	5,316	5,316
Overseas Protection of Life	80	216	0	296	14,430	43,297	57,727
Diplomatic Security Operations	96	6	0	102	119,715	10,076	129,791
Protection of Facilities	0	1	0	1	0	100	100
Protection of Information	0	1	0	1	10,126	200	10,326
Protection of Life	0	1	0	1	25,000	200	25,200
Domestic Administrative Management	38	0	0	38	18,779	4,914	23,693
Guards - Worldwide Protection	0	3	0	3	34,903	234	35,137
Intelligence and Research	4	0	0	4	2,952	504	3,456
Mission Security Operations	50	0	0	50	27,955	3,924	31,879
Domestic Operations	212	0	0	212	130,274	15,809	146,083
Domestic Protection of Life	212	0	0	212	130,274	15,809	146,083

## WORLDWIDE SECURITY PROTECTION

Department Of State	Positions			Funds (\$ in thousands)			
	American		FSN	Pos	Bureau	American	Funds
	Domestic	Overseas		Total	Managed	Salaries	Total
International Programs OPO	51	252	0	303	365,767	40,134	405,901
Domestic Administrative Management	23	0	0	23	29,498	2,898	32,396
Guards - Worldwide Protection	0	0	0	0	156,712	0	156,712
Mission Direction	18	0	0	18	13,283	2,268	15,551
Overseas Protection of Life	10	252	0	262	166,274	34,968	201,242
Personnel	124	272	0	396	84,664	47,339	132,003
Protection of Facilities	0	0	0	0	15,255	0	15,255
Bureau Direction	25	0	0	25	11,265	3,150	14,415
Domestic Administrative Management	10	0	0	10	7,379	1,260	8,639
Domestic Protection of Information	36	0	0	36	13,517	5,040	18,557
Mission Security Operations	43	0	0	43	15,731	5,418	21,149
Overseas Protection of Information	0	22	0	22	7,758	2,150	9,908
Overseas Protection of Life	10	250	0	260	13,759	30,321	44,080
Security Infrastructure	144	0	0	144	45,840	16,981	62,821
Infrastructure Security	101	0	0	101	38,220	5,313	43,533
Infrastructure Systems	30	0	0	30	7,620	8,500	16,120
Overseas Protection of Information	13	0	0	13	0	3,168	3,168
Training	64	0	0	64	47,335	9,300	56,635
Domestic Administrative Management	14	0	0	14	11,069	3,000	14,069
Security Training	50	0	0	50	36,266	6,300	42,566
<b>Total</b>	<b>956</b>	<b>751</b>	<b>0</b>	<b>1,707</b>	<b>1,210,358</b>	<b>218,110</b>	<b>1,428,468</b>

## WORLDWIDE SECURITY PROTECTION

### *Staff by Domestic Organization Unit* (positions)

Worldwide Security Protection	FY 2011 Actual	FY 2012 Estimate	FY 2013 Request	Increase / Decrease
Assistant Director for International Programs	114	114	114	0
Assistant Secretary for Diplomatic Security	9	9	9	0
Director Information Assurance	14	14	14	0
Executive Director	88	88	88	0
Office of Chief Technology Office	25	25	25	0
Office of Counter-Intelligence & Consular Support	4	4	4	0
Office of Diplomatic Courier Service	201	201	201	0
Office of Domestic Facilities Protection	71	71	71	0
Office of Emergency Management	19	19	19	0
Office of Facility Protection Operations	64	64	64	0
Office of Field Office Management	49	48	48	0
Office of Information Security	143	143	143	0
Office of Intelligence & Threat Analysis	87	87	87	0
Office of Investigations & Counterintelligence	4	4	4	0
Office of Mobile Security Deployment	40	40	40	0
Office of Personnel Security/Suitability	11	11	11	0
Office of Physical Security Programs	79	79	79	0
Office of Security Technology	50	51	51	0
Performance Evaluation	1	1	1	0
School of Language Studies	1	1	1	0
<b>Total</b>	<b>1,074</b>	<b>1,074</b>	<b>1,074</b>	<b>0</b>

## WORLDWIDE SECURITY PROTECTION

### *Funds by Domestic Organization Unit*

(\$ in thousands)

Worldwide Security Protection	FY 2011 Actual	FY 2012 Estimate	FY 2013 Request	Increase / Decrease
Assistant Director for International Programs	344,100	334,680	414,305	79,625
Assistant Director for Training	53	53	53	0
Assistant Secretary for Diplomatic Security	417	425	2,015	1,590
Deputy Assistant Secretary for Countermeasures	53	55	55	0
Deputy Assistant Secretary for DS Service	52	50	55	5
Director Information Assurance	7,922	9,772	9,923	151
Director Infrastructure	53,373	51,731	52,545	814
Executive Director	6,222	6,144	8,411	2,267
GSA & Other Rents Management	37,884	38,941	39,606	665
Office of Administration	24,661	23,000	29,007	6,007
Office of Chief Technology Office	33,542	32,500	30,000	(2,500)
Office of Clinical Services	3,458	3,324	2,377	(947)
Office of Counter-Intelligence & Consular Support	395	401	407	6
Office of Diplomatic Courier Service	15,000	12,734	12,734	0
Office of Domestic Facilities Protection	44,000	50,000	43,390	(6,610)
Office of Emergency Management	15,008	22,500	22,836	336
Office of Facilities Management Services	2,196	7,462	8,181	719
Office of Facility Protection Operations	60,180	77,297	58,550	(18,747)
Office of Field Office Management	2,303	2,200	2,200	0
Office of Information Security	22,000	23,000	23,000	0
Office of Intelligence & Threat Analysis	6,908	6,740	7,000	260
Office of Investigations & Counterintelligence	20,000	20,000	20,000	0
Office of Mobile Security Deployment	4,606	4,500	5,000	500
Office of Personnel Security/Suitability	60,497	76,390	78,000	1,610
Office of Physical Security Programs	86,962	85,041	92,270	7,229
Office of Property, Taxes, Services, and Benefits	850	1,200	1,213	13
Office of Protection	48,018	61,845	59,265	(2,580)
Office of Real Property Management	0	500	2,508	2,008
Office of Security Technology	94,890	128,526	128,577	51
Office of Training and Performance Support	31,000	46,156	46,000	(156)
Other Office of the Secretary-CT-INS	1,200	1,748	1,461	(287)
Post Assignment Travel	14,838	14,925	14,287	(638)
Public Affairs Staff	1,200	1,039	1,039	0
School of Language Studies	7,154	6,579	6,685	106
School of Leadership and Management	3	3	3	0

## WORLDWIDE SECURITY PROTECTION

Worldwide Security Protection	FY 2011 Actual	FY 2012 Estimate	FY 2013 Request	Increase / Decrease
School of Professional and Area Studies	15	15	15	0
The Transition Center	6	6	6	0
WMD/Terrorism	1,453	1,453	1,465	12
Workers Compensation	1,200	1,200	1,200	0
<b>Total</b>	<b>1,053,619</b>	<b>1,154,135</b>	<b>1,225,644</b>	<b>71,509</b>

## WORLDWIDE SECURITY PROTECTION

### *Staff by Post* (positions)

Worldwide Security Protection	FY 2011 Actual	FY 2012 Estimate	FY 2013 Request	Increase / Decrease
Afghanistan, Kabul	79	31	35	4
Albania, Tirana	1	1	1	0
Algeria, Algiers	5	3	3	0
Angola, Luanda	1	5	5	0
Argentina, Buenos Aires	2	2	3	1
Armenia, Yerevan	2	2	2	0
Austria, Vienna	2	2	2	0
Azerbaijan, Baku	2	2	2	0
Bahrain, Manama	2	2	2	0
Bangladesh, Dhaka	11	9	9	0
Barbados, Bridgetown	3	3	3	0
Belarus, Minsk	1	1	1	0
Belgium, Brussels	2	2	2	0
Belize, Belmopan	2	4	4	0
Benin, Cotonou	1	5	5	0
Bolivia, La Paz	3	1	1	0
Bosnia-Herzegovina, Sarajevo	2	2	2	0
Botswana, Gaborone	1	5	5	0
Brazil, Brasilia	3	4	3	(1)
Brazil, Rio de Janeiro	3	2	2	0
Brazil, Sao Paulo	2	2	2	0
Brunei, Bandar Seri Begawan	2	1	1	0
Bulgaria, Sofia	1	1	1	0
Burkina Faso, Ouagadougou	1	5	5	0
Burma, Rangoon	2	2	2	0
Burundi, Bujumbura	2	6	6	0
Cambodia, Phnom Penh	3	1	1	0
Cameroon, Yaounde	2	6	6	0
Canada, Montreal	2	2	2	0
Canada, Toronto	2	2	2	0
Canada, Vancouver	2	3	2	(1)
Central Afr Rep., Bangui	1	5	5	0
Chad, N'Djamena	2	2	2	0
Chile, Santiago	2	1	1	0
China, Beijing	2	2	2	0

## WORLDWIDE SECURITY PROTECTION

Worldwide Security Protection	FY 2011 Actual	FY 2012 Estimate	FY 2013 Request	Increase / Decrease
China, Chengdu	2	2	2	0
China, Hong Kong	2	2	2	0
China, Shanghai	3	1	1	0
China, Shenyang	3	2	2	0
Colombia, Bogota	4	4	4	0
Costa Rica, San Jose	2	3	3	0
Cote d'Ivoire, Abidjan	2	2	2	0
Croatia, Zagreb	1	1	1	0
Cyprus, Nicosia	1	1	1	0
Czech Republic, Prague	1	1	1	0
Dem. Rep of Congo, Kinshasa	1	1	1	0
Denmark, Copenhagen	2	2	2	0
Djibouti (Rep. Of), Djibouti	2	2	2	0
Dom. Republic, Santo Domingo	2	2	2	0
Ecuador, Guayaquil	2	2	2	0
Ecuador, Quito	2	3	2	(1)
Egypt, Cairo	6	6	6	0
El Salvador, San Salvador	2	2	2	0
Estonia, Tallinn	1	1	1	0
Ethiopia, Addis Ababa	2	2	2	0
Fiji, Suva	2	2	2	0
Finland, Helsinki	2	2	2	0
France, Paris	3	3	3	0
Gabon, Libreville	1	1	1	0
Gambia, Banjul	1	1	1	0
Georgia, Tbilisi	2	2	2	0
Germany, Berlin	1	1	1	0
Germany, Frankfurt	4	4	3	(1)
Germany, Frankfurt Couriers	3	3	3	0
Germany, Munich	1	1	1	0
Ghana, Accra	2	2	2	0
Greece, Athens	3	3	3	0
Guatemala, Guatemala City	2	1	1	0
Guinea, Conakry	5	1	1	0
Guyana, Georgetown	2	1	1	0
Haiti, Port-au-Prince	2	2	2	0
Hungary, Budapest	3	3	3	0



## WORLDWIDE SECURITY PROTECTION

Worldwide Security Protection	FY 2011 Actual	FY 2012 Estimate	FY 2013 Request	Increase / Decrease
Iceland, Reykjavik	1	1	1	0
India, Mumbai (CG)	1	1	1	0
India, New Delhi	35	49	45	(4)
Indonesia, Jakarta	2	2	2	0
Indonesia, Surabaya	3	1	1	0
Iraq, Baghdad	73	93	93	0
Ireland, Dublin	2	2	2	0
Israel, Jerusalem	6	6	6	0
Israel, Tel Aviv	5	5	5	0
Italy, Milan	1	1	1	0
Italy, Rome	2	2	2	0
Jamaica, Kingston	0	2	2	0
Japan, Tokyo	2	1	1	0
Jordan, Amman	5	2	2	0
Kazakhstan, Almaty	1	1	1	0
Kazakhstan, Astana	2	2	2	0
Kenya, Nairobi	2	2	2	0
Kosovo, Pristina	2	2	2	0
Kuwait, Kuwait	2	2	2	0
Kyrgyzstan, Bishkek	6	5	5	0
Laos, Vientiane	3	2	2	0
Latvia, Riga	1	1	1	0
Lebanon, Beirut	3	1	1	0
Lesotho, Maseru	1	1	1	0
Liberia, Monrovia	2	2	2	0
Libya, Tripoli	2	2	2	0
Lithuania, Vilnius	1	1	1	0
Luxembourg, Luxembourg	1	1	1	0
Macedonia, Skopje	2	2	2	0
Madagascar, Antananarivo	2	2	2	0
Malaysia, Kuala Lumpur	2	1	1	0
Mali, Bamako	3	1	1	0
Malta, Valletta	1	1	1	0
Mauritania, Nouakchott	2	2	2	0
Mauritius, Port Louis	3	1	1	0
Mexico, Ciudad Juarez	2	5	5	0
Mexico, Guadalajara	4	4	4	0

## WORLDWIDE SECURITY PROTECTION

Worldwide Security Protection	FY 2011 Actual	FY 2012 Estimate	FY 2013 Request	Increase / Decrease
Mexico, Hermosillo	4	1	1	0
Mexico, Matamoros	2	1	1	0
Mexico, Merida	0	0	1	1
Mexico, Mexico City	3	2	2	0
Mexico, Monterrey	3	3	3	0
Mexico, Nogales	3	2	2	0
Mexico, Nuevo Laredo	3	3	3	0
Mexico, Tijuana	3	3	3	0
Moldova, Chisinau	1	1	1	0
Mongolia, Ulaanbaatar	2	2	2	0
Montenegro, Podgorica	2	2	2	0
Morocco, Rabat	2	1	1	0
Mozambique, Maputo	3	1	1	0
Nepal, Kathmandu	11	9	9	0
Netherlands, The Hague	2	2	2	0
New Zealand, Wellington	3	2	2	0
Nicaragua, Managua	3	3	3	0
Niger, Niamey	3	1	1	0
Nigeria, Abuja	3	1	1	0
Nigeria, Lagos	2	2	2	0
Norway, Oslo	2	2	2	0
Oman, Muscat	3	2	2	0
Pakistan, Islamabad	46	17	17	0
Pakistan, Lahore (CG)	1	1	1	0
Pakistan, Peshawar (CN)	1	1	1	0
Panama, Panama City	2	2	2	0
Papua New Guinea, Port Moresby	2	2	2	0
Paraguay, Asuncion	2	3	3	0
Peru, Lima	5	4	4	0
Philippines, Manila	3	2	2	0
Poland, Krakow	1	1	1	0
Poland, Warsaw	2	2	2	0
Portugal, Lisbon	3	3	3	0
Qatar, Doha	4	4	4	0
Rep. Of the Congo, Brazzaville	3	1	1	0
Romania, Bucharest	2	2	2	0
Russia, Moscow	2	2	4	2

## WORLDWIDE SECURITY PROTECTION

Worldwide Security Protection	FY 2011 Actual	FY 2012 Estimate	FY 2013 Request	Increase / Decrease
Russia, St Petersburg	1	1	1	0
Rwanda, Kigali	3	1	1	0
Saudi Arabia, Dhahran	3	2	2	0
Saudi Arabia, Jeddah	1	1	1	0
Saudi Arabia, Riyadh	6	4	4	0
Senegal, Dakar	3	1	1	0
Sierra Leone, Freetown	3	4	4	0
Singapore, Singapore	2	8	8	0
Slovakia, Bratislava	1	1	1	0
Slovenia, Ljubljana	1	1	1	0
South Africa, Johannesburg	3	1	1	0
South Africa, Pretoria	4	2	2	0
South Korea, Seoul	3	2	2	0
Spain, Madrid	1	1	1	0
Sri Lanka, Colombo	6	5	5	0
Sudan, Khartoum	3	2	2	0
Suriname, Paramaribo	2	2	3	1
Swaziland, Mbabane	3	1	1	0
Sweden, Stockholm	5	5	4	(1)
Switzerland, Bern	1	1	1	0
Switzerland, Geneva	1	1	1	0
Syria, Damascus	5	3	3	0
Tajikistan, Dushanbe	2	2	2	0
Tanzania, Dar-es-Salaam	3	1	1	0
Thailand, Bangkok	2	2	2	0
Thailand, Chiang Mai	2	2	2	0
Timor-Leste, Dili	3	11	11	0
Togo, Lome	2	6	6	0
Trinidad, Port-au-Spain	2	2	2	0
Tunisia, Tunis	1	1	1	0
Turkey, Ankara	2	2	2	0
Turkey, Istanbul	2	2	2	0
Turkmenistan, Ashgabat	6	5	5	0
Uganda, Kampala	2	2	2	0
Ukraine, Kyiv	3	3	3	0
United Arab Emirates, Abu Dhabi	6	4	4	0
United Arab Emirates, Dubai	5	3	3	0

## WORLDWIDE SECURITY PROTECTION

Worldwide Security Protection	FY 2011 Actual	FY 2012 Estimate	FY 2013 Request	Increase / Decrease
United Kingdom, London	5	5	5	0
Uruguay, Montevideo	3	3	3	0
Uzbekistan, Tashkent	2	2	2	0
Venezuela, Caracas	2	3	3	0
Vietnam, Hanoi	3	3	3	0
Vietnam, Ho Chi Minh City	3	3	3	0
Yemen, Sanaa	7	5	5	0
Zambia, Lusaka	3	1	1	0
Zimbabwe, Harare	3	1	1	0
<b>Total</b>	<b>703</b>	<b>633</b>	<b>633</b>	<b>0</b>

## WORLDWIDE SECURITY PROTECTION

### *Funds by Post*

(\$ in thousands)

Worldwide Security Protection	FY 2011 Actual	FY 2012 Estimate	FY 2013 Request	Increase / Decrease
Afghanistan, Kabul	304,596	76,219	77,637	1,418
Albania, Tirana	136	136	138	2
Algeria, Algiers	929	929	929	0
Angola, Luanda	420	420	420	0
Argentina, Buenos Aires	489	489	495	6
Armenia, Yerevan	272	272	276	4
Austria, Vienna	272	272	276	4
Azerbaijan, Baku	272	272	276	4
Bahrain, Manama	875	875	785	(90)
Bangladesh, Dhaka	2,442	2,335	2,335	0
Barbados, Bridgetown	505	505	515	10
Belarus, Minsk	136	136	138	2
Belgium, Brussels	272	272	276	4
Belize, Belmopan	794	775	800	25
Benin, Cotonou	625	625	625	0
Bolivia, La Paz	217	207	210	3
Bosnia-Herzegovina, Sarajevo	272	272	276	4
Botswana, Gaborone	349	349	369	20
Brazil, Brasilia	750	740	775	35
Brazil, Rio de Janeiro	457	447	456	9
Brazil, Sao Paulo	441	431	440	9
Brunei, Bandar Seri Begawan	505	405	409	4
Bulgaria, Sofia	136	136	138	2
Burkina Faso, Ouagadougou	471	471	471	0
Burma, Rangoon	499	499	503	4
Burundi, Bujumbura	707	554	563	9
Cambodia, Phnom Penh	701	501	505	4
Cameroon, Yaounde	825	625	625	0
Canada, Montreal	348	338	350	12
Canada, Toronto	444	384	380	(4)
Canada, Vancouver	512	552	515	(37)
Central Afr Rep., Bangui	395	295	295	0
Chad, N'Djamena	525	325	325	0
Chile, Santiago	246	245	253	8
China, Beijing	642	863	867	4

## WORLDWIDE SECURITY PROTECTION

Worldwide Security Protection	FY 2011 Actual	FY 2012 Estimate	FY 2013 Request	Increase / Decrease
China, Chengdu	379	379	416	37
China, Hong Kong	450	450	454	4
China, Shanghai	773	773	744	(29)
China, Shenyang	475	375	486	111
Colombia, Bogota	925	915	950	35
Costa Rica, San Jose	519	519	527	8
Cote d'Ivoire, Abidjan	494	394	414	20
Croatia, Zagreb	136	136	138	2
Cyprus, Nicosia	136	136	138	2
Czech Republic, Prague	136	136	138	2
Dem. Rep of Congo, Kinshasa	536	436	426	(10)
Denmark, Copenhagen	272	272	276	4
Djibouti (Rep. Of), Djibouti	805	683	683	0
Dom. Republic, Santo Domingo	476	466	480	14
Ecuador, Guayaquil	399	369	355	(14)
Ecuador, Quito	582	572	600	28
Egypt, Cairo	1,274	1,274	1,314	40
El Salvador, San Salvador	380	400	325	(75)
Estonia, Tallinn	136	136	138	2
Ethiopia, Addis Ababa	366	366	366	0
Fiji, Suva	806	606	587	(19)
Finland, Helsinki	272	272	276	4
France, Paris	307	307	313	6
Gabon, Libreville	472	372	402	30
Gambia, Banjul	491	491	501	10
Georgia, Tbilisi	272	272	276	4
Germany, Berlin	136	136	138	2
Germany, Frankfurt	715	715	727	12
Germany, Frankfurt Couriers	407	407	413	6
Germany, Munich	136	136	138	2
Ghana, Accra	632	532	532	0
Greece, Athens	307	307	413	106
Guatemala, Guatemala City	210	260	315	55
Guinea, Conakry	515	515	515	0
Guyana, Georgetown	239	229	236	7
Haiti, Port-au-Prince	421	425	480	55
Hungary, Budapest	307	307	413	106

## WORLDWIDE SECURITY PROTECTION

Worldwide Security Protection	FY 2011 Actual	FY 2012 Estimate	FY 2013 Request	Increase / Decrease
Iceland, Reykjavik	138	136	138	2
India, Mumbai (CG)	80	80	68	(12)
India, New Delhi	6,981	7,009	6,837	(172)
Indonesia, Jakarta	556	556	560	4
Indonesia, Surabaya	403	264	297	33
Iraq, Baghdad	10,210	10,210	10,511	301
Ireland, Dublin	272	272	276	4
Israel, Jerusalem	1,843	1,843	1,694	(149)
Israel, Tel Aviv	1,343	1,343	1,343	0
Italy, Milan	136	136	138	2
Italy, Rome	272	272	276	4
Jamaica, Kingston	275	363	370	7
Japan, Tokyo	424	424	449	25
Jordan, Amman	604	604	629	25
Kazakhstan, Almaty	294	250	250	0
Kazakhstan, Astana	621	659	607	(52)
Kenya, Nairobi	809	809	809	0
Kosovo, Pristina	172	172	176	4
Kuwait, Kuwait	903	903	991	88
Kyrgyzstan, Bishkek	1,220	1,101	1,101	0
Laos, Vientiane	674	758	766	8
Latvia, Riga	136	136	138	2
Lesotho, Maseru	295	295	295	0
Liberia, Monrovia	256	356	371	15
Lithuania, Vilnius	136	136	138	2
Luxembourg, Luxembourg	136	136	138	2
Macedonia, Skopje	172	172	276	104
Madagascar, Antananarivo	368	568	568	0
Malaysia, Kuala Lumpur	503	303	363	60
Mali, Bamako	361	361	381	20
Malta, Valletta	136	136	138	2
Mauritania, Nouakchott	447	647	647	0
Mauritius, Port Louis	372	372	402	30
Mexico, Ciudad Juarez	696	686	700	14
Mexico, Guadalajara	626	606	533	(73)
Mexico, Hermosillo	216	236	220	(16)
Mexico, Matamoros	216	236	220	(16)

## WORLDWIDE SECURITY PROTECTION

Worldwide Security Protection	FY 2011 Actual	FY 2012 Estimate	FY 2013 Request	Increase / Decrease
Mexico, Merida	150	236	155	(81)
Mexico, Mexico City	334	255	257	2
Mexico, Monterrey	473	460	410	(50)
Mexico, Nogales	341	375	398	23
Mexico, Nuevo Laredo	376	410	375	(35)
Mexico, Tijuana	523	531	804	273
Moldova, Chisinau	136	136	138	2
Mongolia, Ulaanbaatar	614	1,063	739	(324)
Montenegro, Podgorica	9,099	9,099	9,389	290
Morocco, Rabat	849	849	849	0
Mozambique, Maputo	435	435	435	0
Nepal, Kathmandu	2,442	2,435	2,203	(232)
Netherlands, The Hague	272	272	276	4
New Zealand, Wellington	607	607	542	(65)
Nicaragua, Managua	572	535	580	45
Niger, Niamey	482	482	482	0
Nigeria, Abuja	505	505	505	0
Nigeria, Lagos	635	635	635	0
Norway, Oslo	272	272	276	4
Oman, Muscat	729	729	729	0
Pakistan, Islamabad	22,146	7,314	6,479	(835)
Pakistan, Karachi (CG)	0	500	500	0
Pakistan, Lahore (CG)	0	500	500	0
Pakistan, Peshawar (CN)	294	500	500	0
Panama, Panama City	372	365	405	40
Papua New Guinea, Port Moresby	498	498	503	5
Paraguay, Asuncion	469	440	475	35
Peru, Lima	687	777	779	2
Philippines, Manila	607	523	559	36
Poland, Krakow	136	136	138	2
Poland, Warsaw	272	272	276	4
Portugal, Lisbon	407	407	313	(94)
Qatar, Doha	1,062	1,062	1,079	17
Rep. Of the Congo, Brazzaville	295	295	295	0
Romania, Bucharest	272	272	276	4
Russia, Moscow	442	442	400	(42)
Russia, St Petersburg	136	138	138	0



## WORLDWIDE SECURITY PROTECTION

Worldwide Security Protection	FY 2011 Actual	FY 2012 Estimate	FY 2013 Request	Increase / Decrease
Rwanda, Kigali	506	506	506	0
Saudi Arabia, Riyadh	1,285	1,285	1,185	(100)
Senegal, Dakar	425	425	425	0
Sierra Leone, Freetown	409	409	409	0
Singapore, Singapore	599	589	594	5
Slovakia, Bratislava	136	136	138	2
Slovenia, Ljubljana	136	136	138	2
South Africa, Johannesburg	555	543	540	(3)
South Africa, Pretoria	1,029	1,029	1,029	0
South Korea, Seoul	270	470	534	64
Spain, Madrid	136	136	138	2
Sri Lanka, Colombo	1,220	1,101	1,101	0
Sudan, Khartoum	940	1,165	1,240	75
Suriname, Paramaribo	539	529	500	(29)
Swaziland, Mbabane	422	422	422	0
Sweden, Stockholm	550	550	450	(100)
Switzerland, Bern	136	136	138	2
Switzerland, Geneva	136	136	138	2
Tajikistan, Dushanbe	610	550	650	100
Tanzania, Dar-es-Salaam	333	386	406	20
Thailand, Bangkok	773	773	839	66
Thailand, Chiang Mai	386	386	390	4
Timor-Leste, Dili	565	644	874	230
Togo, Lome	323	623	623	0
Trinidad, Port-au-Spain	404	394	409	15
Tunisia, Tunis	518	518	618	100
Turkey, Ankara	272	272	276	4
Turkey, Istanbul	272	272	235	(37)
Turkmenistan, Ashgabat	1,220	1,101	1,201	100
Uganda, Kampala	555	555	555	0
Ukraine, Kyiv	315	315	413	98
United Arab Emirates, Abu Dhabi	1,420	1,420	1,466	46
United Kingdom, London	922	922	714	(208)
Uruguay, Montevideo	701	601	606	5
Uzbekistan, Tashkent	609	549	649	100
Venezuela, Caracas	591	612	522	(90)
Vietnam, Hanoi	752	652	658	6

## WORLDWIDE SECURITY PROTECTION

Worldwide Security Protection	FY 2011 Actual	FY 2012 Estimate	FY 2013 Request	Increase / Decrease
Vietnam, Ho Chi Minh City	485	585	640	55
Yemen, Sanaa	1,383	1,383	1,383	0
Zambia, Lusaka	322	341	374	33
Zimbabwe, Harare	263	353	403	50
<b>Total</b>	<b>443,437</b>	<b>200,865</b>	<b>202,824</b>	<b>1,959</b>

### *Funds by Object Class*

(\$ in thousands)

	FY 2011 Actual	FY 2012 Estimate	FY 2013 Request	Increase / Decrease
1100 Personnel Compensation	257,130	284,392	267,632	(16,760)
1200 Personnel Benefits	135,978	135,493	126,488	(9,005)
1300 Benefits Former Personnel	5,003	5,023	5,023	0
2100 Travel & Trans of Persons	102,708	23,673	45,487	21,814
2200 Transportation of Things	16,517	15,302	23,929	8,627
2300 Rents, Comm & Utilities	124,119	133,106	139,134	6,028
2400 Printing & Reproduction	1,187	1,011	976	(35)
2500 Other Services	641,487	588,426	558,251	(30,175)
2600 Supplies and Materials	51,087	18,638	18,853	215
3100 Personal Property	130,516	118,904	203,550	84,646
3200 Real Property	30,814	30,500	38,613	8,113
4100 Grants, Subsidies & Contributions	510	532	532	0
<b>Total</b>	<b>1,497,056</b>	<b>1,355,000</b>	<b>1,428,468</b>	<b>73,468</b>

## Worldwide Security Protection Summary

(\$ in thousands)

Bureau / Office	FY 2011 Actual		FY 2012 Estimate		Built-In Changes		Current Services		Program Changes		FY 2013 Request	
	Pos	Funds	Pos	Funds	Pos	Funds	Pos	Funds	Pos	Funds	Pos	Funds
<b>Total, Department of State Appropriation</b>	<b>1,777</b>	<b>1,497,056</b>	<b>1,707</b>	<b>1,355,000</b>	<b>0</b>	<b>43,490</b>	<b>1,707</b>	<b>1,398,490</b>	<b>0</b>	<b>29,978</b>	<b>1,707</b>	<b>1,428,468</b>
DS - Bureau of Diplomatic Security	1,035	906,664	1,035	992,375	0	41,173	1,035	1,033,548	0	27,378	1,035	1,060,926
DS - WSP Afghanistan	49	299,140	6	70,763	0	0	6	70,763	0	0	6	70,763
DS - WSP Pakistan	31	19,165	4	4,970	0	0	4	4,970	0	0	4	4,970
CT - Counterterrorism Bureau	0	1,200	0	1,748	0	(287)	0	1,461	0	0	0	1,461
FSNSLTF - FSN Separation Liability Trust Fund Payment	0	1,200	0	1,200	0	0	0	1,200	0	0	0	1,200
MED - Office of the Medical Director	0	3,458	0	3,324	0	(947)	0	2,377	0	0	0	2,377
INR - Intelligence and Research	4	395	4	401	0	6	4	407	0	0	4	407
WHA - Bureau of Western Hemisphere Affairs	94	17,915	94	17,915	0	260	94	18,175	0	0	94	18,175
EUR - Bureau of European and Eurasian Affairs	95	21,604	95	21,604	0	355	95	21,959	0	0	95	21,959
EAP - Bureau of East Asian and Pacific Affairs	61	13,946	61	13,946	0	332	61	14,278	0	0	61	14,278
NEA - Bureau of Near Eastern Affairs	152	25,227	152	25,227	0	278	152	25,505	0	0	152	25,505
SCA - Bureau of South and Central Asian Affairs	130	26,470	130	26,470	0	415	130	26,885	0	0	130	26,885
AF - Bureau of African Affairs	91	19,970	91	19,970	0	319	91	20,289	0	0	91	20,289
IRM - Bureau of Information Resource Management	14	61,295	14	61,503	0	965	14	62,468	0	0	14	62,468
ISN - International Security and Nonproliferation	0	1,453	0	1,453	0	12	0	1,465	0	0	0	1,465
A - Bureau of Administration	19	55,088	19	69,403	0	1,128	19	70,531	0	2,600	19	73,131
HR - Bureau of Human Resources	1	135	1	135	0	2	1	137	0	0	1	137
PAT - Post Assignment Travel	0	14,703	0	14,790	0	(640)	0	14,150	0	0	0	14,150
FSI - Foreign Service Institute	1	7,178	1	6,603	0	106	1	6,709	0	0	1	6,709
OFM - Office of Foreign Mission	0	850	0	1,200	0	13	0	1,213	0	0	0	1,213

*This page intentionally left blank*

# IT CENTRAL FUND

## *Resource Summary*

(\$ in thousands)

Appropriations	FY 2011 Actual	FY 2012 Estimate	FY 2013 Request	FY13 vs. FY12
Capital Investment Fund	59,380	59,380	83,300	23,920
Expedited Passport Fees	195,000	158,141	156,000	(2,141)
<b>Total IT Central Fund</b>	<b>254,380</b>	<b>217,521</b>	<b>239,300</b>	<b>21,779</b>

### *Program Description*

The Department of State Information Technology Strategic Plan (ITSP) for FY 2011 to FY 2013 focuses on the following major strategic goals and sub-goals:

- **Goal 1, Digital Diplomacy** - enables enhanced collaboration and information sharing among internal and external stakeholders by applying modern tools of social networking and value-added information resources to the challenges of diplomacy and development. Sub-goals are:
  - Goal 1.1 – Social media to promote diplomatic initiatives
  - Goal 1.2 – Creation and management of knowledge in support of diplomacy
  - Goal 1.3 – Integration of management systems
- **Goal 2, Cloud Computing** – provides global access to all U.S. agencies operating overseas under the authority of the Chief of Mission via a robust, worldwide, web-based infrastructure. Sub-goals are:
  - Goal 2.1 – Cloud-based application and processing environment is established
  - Goal 2.2 – Redesigned and consolidated network
  - Goal 2.3 – An evolving suite of user-driven mobile technology and end-user services is deployed
  - Goal 2.4 – Enhanced risk management, cyber security and reduction of sensitive holdings
  - Goal 2.5 – Department computing is “Green”
- **Goal 3, Department of State’s IT Leadership** – ensures effective governance of all IT resources, domestic and overseas, and focusing on accountability to customers for excellence in performance and service delivery. Sub-goals are:
  - Goal 3.1 – A robust Governance structure
  - Goal 3.2 – Performance Management is used rigorously
  - Goal 3.3 – Workforce Management and Training

The Department plans to execute the following FY2013 priority investments in support of the IT Strategic Plan:

- Implement initial phase of cloud computing, providing a full range of infrastructure, software, and data services via the cloud to internal and external customers. This will include continued investment in the Enterprise Server Operations Centers (ESOCs) to provide virtualized platform services and initial implementation of a redesigned network.

## IT CENTRAL FUND

- Establish the initial version of the Foreign Affairs Network (FAN), extending the cloud services to other Federal agencies operating overseas.
- Expand use of mobile technology, including support for secure mobile computing and communication.
- Continue to invest in modernization of major functional systems such as logistics, financial management, and human resource management, enabling these systems to take advantage of cloud computing services and providing centralized and standardized application services domestically and overseas.
- Implement standard processes for systems integration using Enterprise Service Bus (ESB) technology and other appropriate approaches.  
Continued investment in global training for IT specialists and end users, focusing on use of distance learning, online courses, and knowledge sharing.

### *IT Central Funds by Goal*

(\$ in thousands)

Activities - Funds by Goal	FY 2011 Actual	FY 2012 Estimate	FY 2013 Request	Increase/ Decrease
Goal One: Digital Diplomacy	99,607	91,238	83,935	(7,303)
Integrated Logistics Management System (ILMS)	19,438	20,000	20,000	-
Joint Financial Management System (JFMS)	9,000	10,316	7,088	(3,228)
Integrated Personnel Management System (IPMS)	5,586	5,932	5,891	(41)
Global Foreign Affairs Compensation System (GFACS)	19,000	17,757	18,962	1,205
Support for Legacy Compensation System	6,500	6,630	6,630	-
Enterprise Data Warehouse	5,600	5,600	3,100	(2,500)
Main State Messaging Center	15,166	11,354	9,500	(1,854)
Department of State SharePoint Services	-	2,943	1,943	(1,000)
Travel Manager Program	2,640	4,500	4,900	400
Goal One Other	16,677	6,206	5,921	(285)
Goal Two: Cloud Computing	143,585	113,959	139,504	25,545
Foreign Affairs Network (FAN)	3,000	6,840	9,000	2,160
Enterprise Server Operations Center	16,640	11,304	21,000	9,696
Mobile Computing	3,310	3,400	3,400	-
Global IT Modernization	77,299	60,450	62,487	2,037
Enterprise Software - Licensing and Maintenance	26,780	26,905	29,904	2,999
Post Telephones	3,500	3,570	3,300	(270)
Goal Two Other	13,056	1,490	10,413	8,923
Goal Three: IT Leadership	11,188	12,324	15,861	3,537
FSI Corporate Systems - STMS	-	-	3,400	3,400
FSI Instructional Support (SAIT)	3,772	4,526	4,200	(326)
FSI Learning Infrastructure	3,015	3,500	3,100	(400)

## IT CENTRAL FUND

Activities - Funds by Goal	FY 2011 Actual	FY 2012 Estimate	FY 2013 Request	Increase/ Decrease
Goal Three Other	4,401	4,298	5,161	863
<b>Total IT Central Fund</b>	<b>254,380</b>	<b>217,521</b>	<b>239,300</b>	<b>21,779</b>

### *Performance*

As a part of the Department's evaluation process, the Integrated Logistics Management System (ILMS) was selected because it was identified to address an agency performance gap related to the use of non-integrated systems resulting in significant process inefficiencies and impacting the accuracy and integrity of data in the Department's financial management systems. The Department is tracking deployment of the system to ensure that full global deployment at over 260 Posts is achieved on-schedule and within budget. The Bureau of Administration manages the development and deployment of ILMS. ILMS streamlines and modernizes supply chain operations and fully integrates procurement and logistics with financial management. It supports over 20,000 operational users and is responsible for annually procuring approximately \$10 billion of goods and services, transporting over 30,000 shipments and delivering over 11 million pounds of classified and unclassified mail. When completely implemented, ILMS will provide an enhanced, integrated logistics information and e-business platform for U.S. Department of State customers, stakeholders, and partners, contributing to the Department's fulfillment of Strategic Goal #7.

<b>Strategic Goal 7: Build a 21st century workforce; and achieve U.S. government operational and consular efficiency and effectiveness, transparency and accountability; and a secure U.S. government presence internationally</b>							
Active Performance Indicator		Cumulative variance from planned cost and schedule for the Integrated Logistics Management System					
Prior Year Results and Ratings				FY 2011		Planned Targets	
FY 2007	FY 2008	FY 2009	FY 2010	Target	Result and Rating	FY 2012	FY 2013
N/A	N/A	-0.25%; -0.80% [Baseline]	1.38%; - .04%	Both less than +/- 5%	1.7%; - .03%	Both less than +/- 5%	Both less than +/- 5%
		New Indicator, No Rating	◀▶ On Target		◀▶ On Target		
Impact	ILMS is the backbone of the Department's logistics infrastructure, providing worldwide, state-of-the-art supply chain management tools for the requisition, procurement, distribution, transportation, receipt, asset management, diplomatic pouch and mail, and tracking of goods and services.						
Methodology	The project rating is calculated based on the cumulative variance from planned cost and schedule values for the overall project.						
Data Source and Quality	The rating is based on the actual cost and schedule data using a methodology compliant with the criteria in ANSI/EIA Standard 748 for earned value management systems. The Data Quality Assessment revealed no significant data limitations.						

# IT CENTRAL FUND

## *Justification of Request*

### **GOAL 1: Digital Diplomacy - Collaboration, Information and Integration**

This goal focuses on the use of innovative social networking, knowledge sharing, and similar technologies to support U.S. diplomatic and development initiatives. The Department has been a leader in adapting these tools to the foreign affairs mission through such successful projects as Diplopedia for internal knowledge creation and collaboration, and effective use of Facebook® and Twitter® for external collaboration. Although these efforts do not require substantial investments, they are vital to modern diplomacy and will be strengthened and expanded in FY 2013.

This goal also focuses on enhancing and integrating the Department's major systems for the management of human resources, logistics, and finances. A priority for FY 2013 is continued development and expanded use of the Enterprise Data Warehouse and data standardization efforts to improve integration across systems and yield efficiency gains in life cycle management of interfaces.

Specific initiatives to be pursued in FY 2013 include:

#### **Integrated Logistics Management System (ILMS): \$20,000,000**

ILMS is a major reengineering and development effort to create a modern, user-oriented system for all logistics functions including purchasing, supply, transportation, warehouse, inventory/asset management, and diplomatic pouch and mail. ILMS benefits the Department by eliminating duplicative systems, streamlining operations, providing supply chain visibility to customers, and achieving enterprise-wide integration. Key initiatives for FY 2013 include completion of the overseas deployment of the Fleet Management Information System (FMIS), Ariba Contracts and Expendables Supplies module. Since securing America's diplomatic assets is a top priority, ILMS plans to build and test ILMS integration with Global IT Modernization (GITM) and implement the Secure Asset Management enhancement to reduce the number of systems tracking classified equipment and establish a mandatory system of record for all secure property as a critical cyber security initiative. Other key activities include integration with WebPASS 3.0 modules for online requests. With initial product analysis completed in FY 2012, the program will also design the planned Ariba upgrade and build the planned Acquisition upgrade in FY 2013.

#### **Joint Financial Management System (JFMS): \$7,088,000**

Under the JFMS program, the Department is responsible for maintaining the global financial management platform that supports overseas and domestic worldwide financial management and reporting. The FY 2013 request supports required upgrades to the underlying common commercial off-the shelf (COTS) platform, further integration of Departmental systems, and continued improvements to global financial management capabilities.

#### **Integrated Personnel Management System (IPMS): \$5,891,000**

The IPMS is a multi-year program that provides the Department with human capital management in support of its diplomatic mission. During FY 2013, the Department will focus on enhancing IPMS Self-Service functionality for employees, applicants, and Locally Employed (LE) staff. The Permanent Change of Station (PCS) Travel Redesign will result in a simple, secure, user-driven system to support the PCS process through modern messaging, employee empowerment, and information sharing. The Foreign Service Assignment Bidding (FSBid) process will be automated to eliminate redundant data entry and further automate the support of Foreign Service employees bidding for upcoming positions. PCS Travel Business Intelligence capabilities will be implemented to provide managers and other decision



## IT CENTRAL FUND

makers with dashboards for Travel Voucher, FSBid, and Travel Analysis data. The Overseas Personnel System will be centralized under the Executive Agency Personnel Support (EAPS) system and rolled out in a phased release to posts. EAPS will also continue to be expanded to provide LE staff with additional self-service applications. IPMS will begin the analysis for HR-Payroll integration with the Global Foreign Affairs Compensation System (GFACS). The State Global Person Identifier service will continue to be implemented within Department systems, supporting Federal Identify Credential Access Management (FICAM) compliant identity management for all persons associated with the Department.

### **Global Foreign Affairs Compensation System (GFACS): \$18,962,000 and Support for Legacy Compensation Systems: \$6,630,000**

These investments replace the Department's eight aging legacy payroll and Time and Attendance (T&A) systems with a single commercial off-the-shelf (COTS)-based integrated compensation system that will support the Department's American, Locally Employed (LE) staff and Annuitant payrolls. This investment will benefit the more than 45 other agencies that rely on the Department to deliver LE staff payroll services at U.S. embassies overseas. The FY 2013 request will fund hardware acquisition, COTS maintenance, and related implementation services necessary to continue this multi-year migration effort as well as support costs of the existing legacy payroll systems prior to their retirement.

### **Enterprise Data Warehouse (EDW): \$3,100,000**

The EDW combines information from different transactional systems into a central point from which information can be quickly extracted and analyzed to facilitate business decisions. The Department produces a great deal of historical data in support of varying missions, and the EDW is part of the Department's efforts to standardize data. This data will be used for trend analysis and/or future forecasting efforts, thereby allowing future decisions to be based on readily accessible information. The requested FY 2013 funding will be used to accommodate growth from the inclusion of additional source systems, improve management reporting, improve data quality/reliability, and expand the EDW by incorporating additional central, administrative systems data into the warehouse.

### **Worldwide Messaging Applications / Main State Messaging Center (MSMC): \$9,500,000**

The Main State Messaging Center provides the primary distribution of archival messages to/from the Department and its annexes along with distribution to over 60 USG agencies in a variety of formats tailored to customer requirements. MSMC processes over 1,700,000 messages a year with an average of 11 primary distributions per message for an annual total of over 18,000,000 messages. The Center performs core management functions for all Worldwide Messaging Application (WMA) posts and domestic organizations along with administering other messaging functions to separate posts/bureaus. MSMC manages a Technical Control facility that performs circuit management and cryptographic support functions for over 300 domestic circuits and encryption of the entire ClassNet infrastructure.

### **Department of State SharePoint® Services: \$1,943,000**

SharePoint became an enterprise service in FY 2008 and developed into a mission critical platform supporting collaboration of functions throughout the Department. This program represents significant efficiency for the Department by consolidating systems engineering, design, infrastructure and software resources. SharePoint® is deployed across the OpenNet, ClassNet, Internet, and SIPRNet enclaves and is used as the primary collaboration and document repository vehicle by many Bureaus and Posts throughout the world. The FY 2013 request will allow the Department to keep up with ever increasing customer demand and Department goals and objectives with the migration from SharePoint® 2007 to SharePoint® 2010, an expanded SharePoint® farm to new domestic and overseas locations, improved customer service, and replication which will ease latency issues for overseas posts.

## IT CENTRAL FUND

### **Travel Manager Program: \$4,900,000**

The FY 2013 funding request for this investment will be used to support the world-wide operation of e<sup>2</sup> Solutions (one of GSA's approved eTravel systems) and, in partnership with the Department's eTravel service provider, develop functionality critical to conducting business overseas. The FY 2013 request also addresses the Department's contingency plans to migrate to a new services provider under GSA's ETS2 initiative. This would involve converting data from the current system into the new system, making Department of State specific enhancements in the new system, and deploying the ETS2 system.

### **Other Goal 1 initiatives: \$5,921,000**

Other initiatives in this area include the Central Resource Management System, e-Allowances, MAXIMO Building Maintenance Asset Management System, and Enterprise Application Integration.

### **GOAL 2: Cloud Computing - Global Infrastructure Environment Supports Worldwide IT Operations**

The focus of Goal 2 is on creating a cloud computing environment that enables the Department to deliver the full range of IT services to the entire global enterprise. The Department will pursue a private cloud for internal use as well as a community cloud for interagency and external collaboration. In both cases, the intent is to provide consistent, standardized services for all applications and users.

The cloud computing environment will include multiple processing centers that ensure the highest levels of redundancy, reliability, and workload sharing. This will replace the fragmented processing environment in place today. The cloud will also include a redesigned global network that ensures robust network services and on-demand capacity to meet evolving needs.

An important area of focus for FY 2013 is extending IT infrastructure and cloud services to other agencies overseas through the Foreign Affairs Network (FAN). The FAN will improve information sharing and collaboration, which is vital in pursuing U.S. foreign policy objectives, and will also increase efficiency and effectiveness of service delivery through economies of scale. Other initiatives in Goal 2 include capacity increases across the Department's worldwide telecommunications network.

Specific initiatives to be pursued in FY 2013 include:

### **Foreign Affairs Network (FAN): \$9,000,000**

It has become increasingly evident that interagency collaboration and communication are vital to ensuring national security, as well as maximizing the effectiveness of the Department's overseas presence. The Department of State Foreign Affairs Network (FAN) is the foundation for the next-generation sensitive but unclassified (SBU) information infrastructure to provide a consolidated network infrastructure and hosting services (private cloud infrastructure services) to the Department and other U.S. agencies operating overseas under Chief of Mission Authority. This requires redesigning / structuring the Department's OpenNet and Data Center infrastructure solutions to meet expanded requirements of other Agencies requiring Trusted Internet Connections (TIC) network and hosting services for their overseas operations. To date, the Department has conducted a successful FAN project with the Department of Agriculture's (USDA) Foreign Agricultural Service (FAS), and several more agencies have expressed interest in joining the FAN. The U.S. Agency for International Development (USAID), and DoS have begun a project to transition to FAN as recommended in an independent study. USAID's transition to FAN is called the IT Transformation Initiative (ITTI). The ITTI project specifically seeks to consolidate AIDNet into the FAN and transform the way IT services are provided globally for 70 overseas co-located and non-co-located posts. The IT Central Fund request will be combined with IRM's Diplomatic and Consular Programs request for ITTI. The FAN initiative continues to leverage, reuse, and standardize design elements of projects (e.g. FAS, USAID, etc.) by incorporating them into a broader catalog of

## IT CENTRAL FUND

services transitioning State's OpenNet infrastructure into a FAN as a Shared Service offering to all Agencies operating overseas under Chief of Mission Authority.

### **Enterprise Server Operations Center (ESOC): \$21,000,000**

Over the last few years the Department has established the ESOCs to consolidate server operations and management, yielding efficiency gains in facilities utilization, server costs, IT staffing, and the decommissioning of multiple disparate hosting environments. The ESOCs also enable the Department to promote excellence and innovation in server utilization and management, for example through server virtualization and highly skilled professional staff overseeing the server environment. FY 2013 funding facilitates server consolidation expansion to improve disaster recovery and business continuity at ESOC East and ESOC West. The consolidation effort will focus heavily on implementation of the ESOC Virtual Infrastructure with a long term goal of virtualizing approximately 70 percent of the servers in the ESOCs. This initiative will also entail upgrading and enhancing an existing Department processing center to create a modern, full service development environment.

### **Mobile Computing: \$3,400,000**

Mobile computing is essential for transformational diplomacy, especially given the necessity for U.S. diplomats to work outside the office with host country staff and institutions and respond rapidly to crises, disasters, and other events. In FY 2013 the Department will continue to increase features and availability of its mobile computing program that capitalizes on advances in security and technology.

### **Global IT Modernization (GITM): \$62,487,000**

GITM provides modernized classified and unclassified Local Area Networks (LANs) to 270 missions abroad and 31 domestic bureaus and offices under a centrally managed program that is consistent with the Department's E-Government and E-Diplomacy guidance and vision. GITM engineers, designs, and implements classified and unclassified core hardware infrastructure changes required to support the Department's evolving business processes, thereby protecting the Department's substantial investment in the LAN segment of the Department's IT infrastructure. By maintaining a consistent IT modernization effort, this initiative ensures that the Department maintains a state-of-the-art Information Technology infrastructure. Program attributes include a strong customer focus, increased operational efficiencies, cost avoidance across the Department, and strengthened standardization for systems throughout the enterprise.

### **Enterprise Software-Licensing and Maintenance: \$29,904,000**

The Department has entered into centralized software licensing arrangements for critical software for standardization and volume purchasing. Centralizing ensures that all software is kept current and secure. This enables delivery of effective customer service through help desk and desktop support operations that rely on consistent, current software versions. Through this initiative, the Department is able to obtain the best price, eliminate duplicative license purchases, and ensure compliance with license agreements.

### **Post Telephones: \$3,300,000**

Post Telephones provides global telephonic services and support to the Department's missions abroad and serves over 60,000 customers worldwide by planning, implementing, and coordinating projects required for upgrading mission telephone systems. The goal is to replace obsolete telephone systems with modern, reliable digital systems capable of delivering a full range of services. In order to standardize equipment and optimize business processes, Post Telephones provides a standardized ten-year life-cycle replacement program.

### **Other Goal 2 initiatives: \$10,413,000**

Other initiatives in this area include Beltsville Information Management Center upgrades, Department Continuity of Operations requirements, and OpenNet/ClassNet Identity Credential Access Management (ICAM) initiative.

## IT CENTRAL FUND

### **GOAL 3: IT Leadership - Mission Effectiveness through Accountability and Resource Management**

Under Goal 3, the Department will strengthen its IT governance, increase transparency and accountability, and will also expand its training for both IT and non-IT personnel. Goal 3 is a critical enabler of the other two strategic goals.

Significant investments will be made in FY 2013 in Foreign Service Institute (FSI) training programs and systems to ensure that IT personnel and end users are able to make full use of the technologies and services to be offered. Social networking and cloud computing will result in new ways of delivering IT services and this will require a significant shift in the kinds of support provided by our IT personnel around the world. System users will experience technology differently as well, with increased emphasis on mobile computing and delivery of standardized services via the cloud. The Department will provide the necessary training, support, and ongoing oversight to manage the change effectively. Other investments in Goal 3 include IT Strategic and Capital Planning and several E-Government Lines of Business (LoB) initiatives in which Department of State participates.

Specific initiatives to be pursued in FY 2013 include:

#### **FSI Corporate Systems – Student Training Management System (STMS): \$3,400,000**

FSI Corporate Systems provides online course catalog, online registration, enrollment tracking and recording, reporting to all bureaus, online student training records, distance learning course delivery, performance surveys, and support to Diplomatic Security Training Center and regional training centers. Maintenance and modernization of these systems enable the Department to provide and manage training worldwide. These systems also support FSI in its role as an OPM authorized e-training service provider.

#### **FSI Instructional Support – School of Applied Information Technology (SAIT): \$4,200,00**

FSI's School of Applied Information Technology provides Department-focused IT training for professional IT staff and end users, and FSI's Instructional Support Division provides a full range of 24x7 distance learning content options to employees of the Department, and to other federal agencies on a reimbursable basis, including training on major Department programs and systems, e.g., WebPASS and State Messaging and Archive Retrieval Toolset (SMART). Online courses are a mix of commercial off-the shelf (COTS) and FSI-developed products. FSI also provides instructors with automated authoring tools that speed the development of effective distance learning courses and interactive classroom exercises.

#### **FSI Learning Infrastructure: \$3,100,000**

A four-year life-cycle refreshment program for the IT infrastructure at the Foreign Service Institute supports classroom and distance learning 24x7. The FSI infrastructure includes: classroom technology for instructors and students; the platform for FSI Corporate Systems and for the design, development, and delivery of distance learning worldwide; multimedia/language technical labs and simulation components; and digital videoconferencing for classes, language testing, and course development.

#### **Other Goal 3 initiatives: \$5,161,000**

Other initiatives in this area include Department-wide IT Portfolio Management and capital planning, as well as contributions to E-Government initiatives managed by other agencies and as listed on the OMB MAX website.

E-Government initiatives serve citizens, businesses, and federal employees by delivering high quality services more efficiently at a lower price. Instead of expensive "stove-piped" operations, agencies

## IT CENTRAL FUND

collaborate to develop common solutions which achieve mission requirements at reduced cost, thereby making resources available for other needs.

The Department of State currently participates in E-Government programs including E-Travel, Grants.gov, Integrated Acquisition Environment, and five Line of Business (LoB) initiatives: Budget Formulation and Execution, Financial Management, Geospatial, Grants Management, and Human Resources. The Department will provide funding in FY 2012 and FY 2013 to the following E-Government Initiatives shown below including the E-Training and USA Services fee-for-service initiatives:

### ***E-Gov Initiative***

(\$ in thousands)

E-Gov Initiative*	FY 2012	FY 2013
E-Rulemaking	116	113
E-Travel	1,128	2,165
E-Training	709	-
Gov-Benefits	85	185
Grants.gov	186	362
Integrated Acquisition Environment	851	876
Budget Formulation & Execution LoB	105	105
Disaster Assistance Improvement Plan	12	12
Enterprise HR Integration	430	281
Financial Management LoB	75	75
Geospatial LoB	35	35
Grants Management LoB	28	28
Human Resources LoB	65	65
IAE Loans and Grants	22	22
Recruitment One-Stop	55	70
USA Services	535	535
Performance Management LoB	-	121
<b>TOTAL</b>	<b>4,437</b>	<b>5,050</b>

\*Note: E-Gov initiatives are funded from multiple sources including, but not limited to the IT Central Fund.

Benefits realized by the Department in FY 2012 and FY 2013 through participation in E-Gov initiatives are anticipated as follows:

- **E-Rulemaking** – The Federal Docket Management System (FDMS) enhances the Department’s ability to receive public comments on a world-wide basis. FDMS is a collaborative and interagency structured repository for Federal rulemaking actions and is easy for citizens to use when researching the process of Federal rulemaking.
- **E-Travel** – The Department can provide more efficient and effective travel management services through E-Travel. The benefits include cost-effective cross-government purchasing agreements and improved functionality through streamlined travel policies and processes, strict security and privacy controls, and enhanced agency oversight and audit capabilities.
- **GovBenefits.gov** – Increases public awareness of the Department’s benefit programs, including programs providing U.S. citizens with opportunities to participate in educational and/or cultural

## IT CENTRAL FUND

exchange programs abroad that contribute to the Department's public diplomacy efforts; and programs to assist U.S. fishing vessels involved in international fishing disputes.

- **Grants.gov** – Provides a single site for the grants community to apply for grants using common forms, processes, and systems. The Department derives the greatest benefit from Grants.gov by avoiding the costs of building and maintaining a system for collecting electronic grant applications.
- **Integrated Acquisition Environment (IAE)** – IAE is designed to streamline the acquisition process from initial market research through contract administration by employing specific functions common to all agencies. Systems utilized by the Department include: FedBizOpps which provides a web-based solution for posting solicitations where vendors may search for opportunities, Central Contractor Registration which is a consolidated database of registered U.S. vendors, Excluded Parties List which provides a centralized list of parties excluded from receiving Federal contracts, Federal Procurement Data System which is the repository for federal procurement award data, and the Electronic Subcontracting Reporting System which is a centralized repository to report subcontracting data across the Federal Government.
- **Budget Formulation and Execution (BFE) LoB** – BFE LoB provides significant benefits to the Department by encouraging best practices crossing all aspects of Federal budgeting – from budget formulation and execution performance, human capital needs, and collaborating across and within agencies. By participating in the BFE LoB Program and sharing costs with other participants, the Department has cost effectively automated its budget formulation process.
- **Disaster Assist Improvement Program (DAIP)** – DAIP is a Government-wide effort to improve the delivery of disaster assistance. The program offers organizational support through federal agencies and compliance with Executive Order 13411, which mandates that disaster survivors have prompt and efficient access to Federal disaster assistance, as well as information regarding assistance available from government and private sector sources.
- **Enterprise Human Resources Integration (EHRI)** – The EHRI program supports the strategic management of human capital by providing agency customers with access to timely and accurate federal workforce data.
- **Financial Management (FM) LoB** – The Department will realize the benefits of cost savings, risk minimization, avoidance of duplicate operational costs, and best practices and standardization by participating in FM LoB.
- **Geospatial LoB** – This LoB supports the Global Spatial Data Infrastructure and will provide improved data, services, and tools for dealing with natural disasters and other significant events that require timely geospatial information that extends beyond and across international borders.
- **Grants Management LoB** – The Department will provide improved customer access to grantees via a centralized location to download all applications, make awards, and track awards to closeout.
- **Human Resources Management LoB** – The Department is evaluating various options, including services offered by the HR LoB, to determine which alternatives will meet the Department's unique requirements, while simultaneously complying with HR LoB objectives, efficiencies, and economies.
- **IAE Loans and Grants** – Benefits include services needed to support business activities with outside organizations that receive contracts, loans and grants. The Integrated Acquisition Environment also

## IT CENTRAL FUND

enhanced transparency of federal funding, loans, and grants solicitations, and program performance information.

- **Recruitment One-Stop** - The USAJOBS.gov website provides a place where citizens can easily search for employment opportunities throughout the Federal Government. USAJOBS is a fully operational, state of the art recruitment system that simplifies the Federal job search process for both job seekers and agencies. The website provides the Department with a cost effective marketing and recruitment tool.
- **USA Services** – USA Services assists the Department with delivering information and conducting business with citizens by providing easy access to accurate, consistent, and timely government information via central access points (telephone, email, and print publications) to improve interactions with citizens. By partnering with USA Services, the Department is not only improving citizen customer service, but also developing, through collaborative efforts, government-wide standards in customer service, performance metrics, and best practices for customer service.
- **Performance Management LoB** – Development of a transition from print-based performance plans and reports to shared, web-based, Government-wide performance portal which will help to efficiently meet legal requirements through a shared solution.

## IT CENTRAL FUND

### *Funds by Program Activity*

(\$ in thousands)

IT Central Fund	FY 2011 Actual	FY 2012 Estimate	FY 2013 Request	Increase / Decrease
Information Resource Management	254,380	217,521	239,300	21,779
Corporate Information Systems and Services	15,437	22,554	38,647	16,093
Infrastructure Systems	231,156	186,941	189,953	3,012
Professional Development/Leadership	7,787	8,026	10,700	2,674
<b>Total</b>	<b>254,380</b>	<b>217,521</b>	<b>239,300</b>	<b>21,779</b>

### *Funds by Object Class*

(\$ in thousands)

IT Central Fund	FY 2011 Actual	FY 2012 Estimate	FY 2013 Request	Increase / Decrease
2100 Travel & Trans of Persons	3,245	3,876	4,728	852
2200 Transportation of Things	2,395	1,232	1,253	21
2300 Rents, Comm & Utilities	1,717	1,124	1,090	(34)
2500 Other Services	169,874	141,823	150,968	9,145
2600 Supplies and Materials	12,115	10,017	10,949	932
3100 Personal Property	65,034	59,449	70,312	10,863
<b>Total</b>	<b>254,380</b>	<b>217,521</b>	<b>239,300</b>	<b>21,779</b>



# BORDER SECURITY PROGRAM

## *Resource Summary*

(\$ in thousands)

	FY 2011 Actual	FY 2012 Estimate	FY 2013 Request	Increase/ Decrease
Machine Readable Visa (MRV) Fee	1,005,071	1,232,662	1,366,956	134,294
Western Hemisphere Travel Surcharge	299,500	305,750	301,560	(4,190)
Enhanced Border Security Program Fees	310,900	658,570	560,420	(98,150)
Passport Security Surcharge	260,000	585,000	506,310	(78,690)
Immigrant Visa Security Surcharge	35,800	55,870	36,110	(19,760)
Diversity Visa Lottery Fees	15,100	17,700	18,000	300
Fraud Prevention & Detection fees	42,452	44,000	48,961	4,961
<b>Total Border Security Program Expenses</b>	<b>1,657,923</b>	<b>2,240,982</b>	<b>2,277,897</b>	<b>36,914</b>

### *Program Description*

The Department of State's Border Security Program (BSP) provides protection to Americans overseas and contributes to the security of the nation's borders. It is a core element of the coordinated national effort to deny individuals who threaten the country entry into the United States and to facilitate the entry of legitimate travelers. The Bureau of Consular Affairs' (CA) mission is to protect the lives and interests of American citizens abroad and to strengthen the security of U.S. borders through the vigilant adjudication of visas and passports. As the lead bureau in the Department's Border Security Program, CA is responsible for deploying automated systems and developing and implementing policies, procedures and processes that coordinate with other agencies across the federal government in support of homeland security goals.

The Department of State and the BSP rely upon a revenue base consisting of six Department-retained consular fees. The resource summary chart shown above reflects BSP spending by fee source. The Passport Surcharge, also known as the Western Hemisphere Travel Initiative (WHTI) surcharge, was established to cover the costs of meeting the increased demand for passports as a result of actions taken to comply with section 7209(b) of the Intelligence Reform and Terrorism Prevention Act of 2004 (Public Law 108-459). This authority for one year was included in the FY 2012 enacted budget in P.L. 112-74. A further one-year extension is included in the FY 2013 budget request, which assumes the Department will continue collection of the WHTI fee until September 30, 2013.

The BSP supports domestic and overseas consular operations and focuses on five fundamental objectives: information, connectivity, infrastructure, integrity, and human resources.

#### **Information**

Make accurate and timely information available to all personnel responsible for processing passports, adjudicating visas and issuing travel documents. The critical judgment of officers and staff must be matched with critical information. Key elements include data sharing with other agencies and continuing improvements to data analysis initiatives and efficiencies in the applicant screening process through name checks and biometric technologies, e.g. fingerprints, facial recognition.

#### **Connectivity**

Ensure worldwide, redundant connectivity in support of passport and visa processing, including sufficient

## BORDER SECURITY PROGRAM

bandwidth to support data sharing and transmission of electronic images, biometric information and passport and visa applications on a 24/7 basis. The wider the network and broader the bandwidth, the more effectively the information will be used by CA and associated border control agencies.

Connectivity includes the hardware that ensures that data, electronic images, biometric information and passport applications are transmitted to agencies and officers who need them.

### Infrastructure

Furnish staff with modern equipment and software to support consular activities. Key elements are an effective equipment replacement program and continued development of modernized consular software. Information from worldwide sources official and private, reliable and uncertain has to be managed to provide American citizens the service they expect.

### Integrity

Safeguard the integrity of consular processes and services through continuous enhancements to consular documents, improvements in information systems, expanded training of personnel in security and anti-fraud procedures, and a comprehensive program to investigate incidents of passport and/or visa fraud.

### Human Resources

Provide sufficient qualified staff trained in consular processes and anti-fraud techniques to fill consular positions through the Department's plans to hire, train and assign enough personnel to meet workload demands. Consular staff needs to be hired, trained and deployed effectively worldwide. This requires evaluations of workload trends and workforce requirements to support consular operations and enhance U.S. homeland security.

The following chart summarizes the costs of the major activities of the Border Security Program:

### *Funds by Program Activity*

(\$ in thousands)

Activity	FY 2011 Actual	FY 2012 Estimate	FY 2013 Request	Increase/ Decrease
<b>Consular Project Initiative</b>	<b>744,608</b>	<b>919,665</b>	<b>949,359</b>	<b>29,694</b>
Consular Systems Install and Operations	50,450	33,750	61,800	28,050
Consular Systems Modernization and Support	129,155	185,024	206,668	21,644
Automated Name Check Systems: CLASS	16,000	17,000	14,110	(2,890)
MRV Administrative Support	176,180	276,714	297,216	20,502
Public Information Support	27,450	35,475	35,500	25
Document Integrity/Fraud Program	28,260	35,052	31,868	(3,184)
Consular Training - Foreign Service Institute	6,170	7,054	7,291	237
Passport Operations	205,000	202,255	202,255	-
Passport Facilities	15,000	22,950	21,805	(1,145)
Passport System	38,843	45,152	14,000	(31,152)
Visa Processing	48,100	51,600	49,043	(2,557)
American Citizens Services	4,000	7,639	7,803	164
<b>Consular Facilities Overseas</b>	<b>10,000</b>	<b>90,000</b>	<b>60,000</b>	<b>(30,000)</b>
<b>Facilities Management</b>	<b>29,472</b>	<b>53,674</b>	<b>48,803</b>	<b>(4,871)</b>
<b>Diplomatic Security</b>	<b>23,403</b>	<b>23,403</b>	<b>23,403</b>	<b>-</b>
<b>Technology Backbone - IRM</b>	<b>12,400</b>	<b>17,710</b>	<b>10,000</b>	<b>(7,710)</b>
<b>Border Security Staff (American Salaries)</b>	<b>394,009</b>	<b>406,655</b>	<b>434,211</b>	<b>27,556</b>
Consular Affairs	201,000	204,880	229,473	24,593

## BORDER SECURITY PROGRAM

Activity	FY 2011 Actual	FY 2012 Estimate	FY 2013 Request	Increase/ Decrease
Bureau of Administration	186	186	278	92
Bureau of Counterterrorism	1,116	1,116	1,116	-
Information Resource Management	3,478	3,527	3,527	-
Diplomatic Security	42,834	43,824	43,824	-
Overseas Staff	145,395	153,122	155,993	2,871
<b>Border Security Support</b>	<b>444,031</b>	<b>729,876</b>	<b>752,121</b>	<b>22,245</b>
Consular Affairs	256,500	471,630	489,231	17,601
Diplomatic Security	15,343	15,343	15,343	-
Information Resource Management	-	4,090	4,090	-
Western Hemisphere Affairs (BCC)	-	2,000	2,000	-
Overseas Support	172,188	236,813	241,457	4,644
<b>Total Border Security Program</b>	<b>1,657,923</b>	<b>2,240,982</b>	<b>2,277,896</b>	<b>36,914</b>
<b>FBI Fingerprint Checks Reimbursement</b>	<b>150,000</b>	<b>160,000</b>	<b>160,000</b>	<b>-</b>
<b>Total Spending</b>	<b>1,807,923</b>	<b>2,400,982</b>	<b>2,437,896</b>	<b>36,914</b>

### *Justification of Request*

The Department will pursue the following activities in FY 2013 as part of its continued efforts to protect and assist Americans abroad and to improve U.S. Border Security by preventing the entry of terrorists or others intending to engage in criminal activity into the United States.

#### **Consular Systems Installation and Operations: \$61,800,000**

This activity supports worldwide consular information systems operations and maintenance, new hardware, software and training. This includes enhanced training in consular systems operations and maintenance so consular personnel can serve as an interface between the field and domestic support elements. In FY 2013, CA will deploy a new consular framework software suite. Funding will be used for installation and training as well as updates to existing applications. CA will continue the four-year IT systems refresh cycle for overseas consular sections and domestic facilities which now includes an additional 5 new passport facilities and 2 expanded facilities. The \$28 million increase over FY 2012 supports expanded equipment requirements, additional training for the new consular framework and a shift of costs from the Passport Systems initiative to this line item as part of the IT business process realignments in the Consular Systems Division. This business process realignment will provide a service oriented architecture (SOA) framework to support common technical operations or business functions within the organization.

#### **Consular Systems Modernization and Support: \$206,668,000**

Worldwide consular operations rely on a standardized suite of modernized consular applications: Nonimmigrant Visa, Immigrant Visa, American Citizen Services and appropriate accompanying software and hardware. These systems offer significant operational and security features to carry out consular work. Border security imperatives require that CA continue to develop the most efficient and advanced systems possible to support both CA's role in interagency data sharing and its commitment to sound citizenship and visa adjudication decisions and services.

In FY 2013, continued emphasis will be placed on the development and rollout of the new consolidated Consular Framework that includes both visa and passport operations. This initiative represents a shift in the way consular services will be delivered globally as it focuses on increased integration of consular data and the standardization of consular processes. The increase of funds primarily represents the development and testing costs of this enterprise framework of tools developed to replace legacy visa and

## **BORDER SECURITY PROGRAM**

passport systems in support of CA's core lines of business. This effort encompasses the projects previously known as Global Consular System and Global Visa System.

CA will continue to work closely with the Department of Homeland Security (DHS) and the Federal Bureau of Investigation (FBI) to ensure continuing compatibility with their systems and programs. In addition, CA will continue to support other agencies use of the Consular Consolidated Database (consular case history records) by expanding and refining web-based interfaces for easier information delivery and by improving data mining/data access tools.

### **Automated Name Check Systems: CLASS: \$14,110,000**

The consular name check systems are one of the centerpieces of the border security program. The Consular Lookout and Support Systems (CLASS) are now on-line to all consular operations overseas. Maintaining and improving the CLASS infrastructure remains a priority. In FY 2013, CA will continue to review and strengthen hardware and software platforms, enhance user training, provide telecommunications and technical development resources, and continue management planning regarding name check processing within CA. By FY 2013, CA will have over 65 million entries provided by other agencies, requiring continuous attention to data management and connectivity with other agency systems. CA will continue to provide contingency planning and support for the two data centers, one in the Washington, DC area and the Alternate Processing Center at the Kentucky Consular Center (KCC), that handle CLASS.

### **Machine Readable Visa (MRV) Support Costs: \$297,216,000**

MRV support costs include the fees paid to banks worldwide to collect the MRV fee from applicants; the salaries paid to staff established in response to changes in MRV workload and security procedures; and the salaries, benefits and equipment for consular agents. Other costs are the support to overseas posts from Consular Management Assistance Teams and the purchase of supplies and equipment.

In addition to MRV supports costs, this request continues funding for the Global Support Services (GSS) initiative replacing the existing patchwork of user-pays agreements with a standard set of consular support services as well as expanding offsite data collection at high-volume posts. In addition to standardizing visa services, this approach will improve customer service and management information, establish uniform performance standards, and provide a more efficient use of space at larger consular sections. As of the end of calendar year 2011, the Department awarded 11 task orders for GSS services covering 43 countries with anticipated contract awards in China and India by the end of fiscal year 2012. Implementation of GSS world-wide is expected by the end of FY 2013. Each new task order represents new services to an additional geographic grouping or applicant constituency thus, the overall cost of GSS will increase until all task orders are awarded. The estimated cost of GSS in FY 2013 is \$202 million. The increase of funding in FY 2013 represents the costs of extending GSS services to additional posts and the out-year costs for option year renewals of GSS services

### **Public Information Support: \$35,500,000**

This program activity supports two contractor-operated call centers, internet websites and Web 2.0 tools used primarily for social media and traditional on-site outreach to provide the public with the most responsive information available in the most cost-effective manner.

The National Passport Information Center (NPIC) provides information services to the general public via a toll-free telephone number and e-mail correspondence. NPIC also provides an extensive automated passport information service that is available to the public 24 hours a day. Through this service, customers can obtain answers to general passport questions and may make appointments to be seen at one of the passport agencies.

## **BORDER SECURITY PROGRAM**

The Overseas Citizen Services (OCS) Call Center provides information regarding the safety and welfare of American citizens abroad as long as sharing this information is not prohibited by the Privacy Act, and answers general information calls for OCS while forwarding case-specific calls and those requiring action directly to the appropriate OCS officer. The center can be reached via toll-free or toll numbers from 8am to 8pm Monday through Friday; after-hours calls are handled by the OCS Duty Program. For crisis response, the center can transition to 24/7 operations within three hours of notification.

### **Document Integrity, Training and Anti-Fraud Programs: \$31,868,000**

CA continues to emphasize enhanced U.S. border protection and security through its fraud prevention work. This covers strengthening the integrity of the U.S. visas and passports in addition to fraud prevention as it relates to OCS issues. Funding will continue to support passport and visa fraud prevention and expanded H-1B and L visa fraud detection efforts. Funds will also provide for information sharing, publications, coordination with other offices and agencies, and training and operational support for consular sections abroad, passport agencies and visa facilities to ensure that overseas consular officers and domestic passport agency employees have the tools and skills needed to uncover and combat fraud. CA will continue to collaborate with the Bureau of Diplomatic Security (DS) on these efforts. DS will continue to strengthen the DS criminal investigations program as it relates to the H-1B, H-2B and L visas using revenues retained under the H-1B Visa Reform Act of 2004.

### **Foreign Service Institute – Consular Training: \$7,291,000**

The Foreign Service Institute provides consular training in domestic and overseas classes, conferences, on-line courses and workshops. The training targets consular officers, consular agents, locally engaged support employees, and systems staffs who support automated consular systems. The courses cover the protection of American citizens abroad, including crisis planning and victim assistance, visa adjudication policies and procedures, interviewing techniques, name checks, fraud prevention, and leadership and management principles. Funding also covers the administrative support related to conducting these classes.

### **Passport Operations: \$202,255,000**

Passport Services goals are to provide accurate and secure U.S. passport documents, respond effectively to the needs of U.S. passport customers, and strengthen management and delivery capabilities. The passport remains the main internationally accepted document that identifies the nationality of Americans as they travel overseas, and enter and exit the U.S. Therefore, implementing the use of traceable mail to prevent the loss of citizenship documents, and conducting the feasibility of accepting specific types of applications online will be established. Funds will ensure the appropriate financial resources; management process, policies and physical infrastructure are in place.

In FY 2011, CA adjudicated 12.6 million travel documents (11.4 million passport books and 1.2 million passport cards). In FY 2012, the Department estimates passport workload to be 13.6 million (12 million passport books and 1.6 million passport cards) and estimated demand for FY 2013 is 15 million (13.2 million passport books and 1.8 million passport cards).

This request will allow Passport Services to meet projected demand, improve techniques for verifying passport applicant data, streamline processing of courier submitted applications, centralize scanning of passport records; and make passport facilities more efficient and secure. Passport Services will continue to expand access to and incorporate supplementary automated identity verification databases used during the adjudication process. These resources include increased access to commercial database services, incorporation of the National Law Enforcement Telecommunications System (NLETS) (for driver's licenses) and Electronic Verification of Vital Events (EVVE) System (for birth and death records) into the front-end processing, and real-time access to Social Security Administration (SSA) databases. In order to service the American public in a timely manner, Passport Services must continue to modernize its

## **BORDER SECURITY PROGRAM**

systems, maintain accountability of its partners, and ensure standardization of processes and procedures across all agencies to the greatest extent possible. Centralizing Passport Records Imaging System Management (PRISM) scanning, which occurs after a travel document is issued, will help reduce the time lag between issuance and the digitized record of the application and supporting documentation being available in the Passport Information Electronic Records System (PIERS). A new courier agency will be established to receive and standardize the processing of all courier-generated work as well as reduce the burden on agencies that have processed these types of applications in the past.

### **Passport Facilities: \$21,805,000**

New passport facilities were established with American Recovery and Reinvestment Act - "Recovery Act" (ARRA) monies. ARRA funds provided increased capacity at existing facilities and the opening of new passport agencies in Buffalo, Atlanta, San Diego, St. Alban's and El Paso. Continuing to maintain the expanded number of passport facilities addresses the needs of two distinct populations: the workforce and the U.S. customers who visit its agencies. Presenting up-to-date, comfortable, and safe spaces for the public at agencies is one of many facets in providing a positive customer experience. Funds will be used to maintain the infrastructure of the new ARRA facilities, support existing passport agencies located nationwide and headquarters space located in Washington, DC. Funds also support the two Book Personalization Facilities in Hot Springs, Arkansas and Tucson, Arizona. Items funded from this budget include maintenance services, renovations, telephone systems, utilities, and furniture and office equipment.

### **Passport Systems: \$14,000,000**

Funds for this activity support ongoing operations. This initiative is necessary to maintain and operate the passport issuance systems. This includes the Travel Document Issuance System (TDIS) and related systems. There is no new development on these systems expected after FY2013. CA will reduce its costs for this initiative as the New Consular framework is initiated. In the interim, CA must be able to support changes in legislation, congressional mandates, or emergency requests from the stakeholders. Significant savings are expected through the replacement of these legacy systems with modern software architecture.

Passport Systems will continue facial recognition implementation for passport applications and provide operational support for new and existing passport facilities and centers. Systems hardware will be replaced as part of a periodic equipment refreshment process and technological improvements will occur to support continued passport production.

In FY 2013, these process upgrades will include software improvements for new electronic consular applications and interfaces at the passport adjudicating centers and book personalization centers. The \$31 million reduction in FY 2013 is a result of processing improvements as part of the New Consular framework, participation in the Department of State's IT consolidation with the Bureau of Information Resource Management (IRM) and a shift of funding requirements from this initiative to the Consular Systems Installation and Operations as part of the IT business process realignments in the Consular Systems Division.

### **Visa Processing: \$49,043,000**

The Visa Office (VO) is the Department's central authority on the visa function and is the Department's link to other entities, governmental and non-governmental, involved or interested in visa and immigration matters. VO handles all aspects of visa issuance and refusals to aliens, supports and advises posts on visa matters, and maintains liaison with the Department of Homeland Security (DHS) and other government agencies on all aspects of U.S. immigration law. Requested funding will support on-going operations at the National Visa Center (NVC), the Kentucky Consular Center (KCC) and the visa office headquarters operations in Washington, DC. NVC performs pre-adjudicatory processing of all immigrant visa

## **BORDER SECURITY PROGRAM**

petitions and KCC handles petition-based nonimmigrant visa programs and the Diversity Immigrant Visa program.

### **American Citizen Services: \$7,803,000**

The safety and welfare of American citizens abroad, particularly in times of crisis, is one of the Department's core duties. Funds will allow CA to meet its protection responsibilities by, among other things: engaging in bilateral and multilateral meetings to strengthen crisis assistance to citizens, monitoring international compliance with treaties such as the Hague Abduction Convention; supporting the Hague Inter-Country Adoption Convention; implementing obligations under both these Conventions, including providing support in the resolution of international parental child abduction and inter-country adoption cases, and furthering compliance with and awareness of obligations on the part of other countries; training American and international judges in Hague Abduction Convention procedures; and training federal, state, and local officials on consular notification and access issues; and continuing routine operations, including voter assistance programs and emergency support to destitute American citizens.

### **Consular Facilities Overseas: \$60,000,000**

The Bureau of Consular affairs is addressing increased visa demand in China and Brazil through the expansion of the consular facilities overseas. Consular sections in China and Brazil are limited in their ability to meet the high visa demand. Lack of available interview windows and cramped waiting room space limit processing efficiency. Consular productivity will be significantly increased with the planned facility reconfigurations and expansions.

The Department received funding in FY 2011 for the expansion of the Shanghai China consular space in the Westgate Mall. In FY 2012, funding was requested to facilitate an increase in productivity in China and Brazil where visa demand is high and space in the consular section is limited. The Department has planned facility improvements throughout China and Brazil in FY 2012 and FY 2013. The funding request will for FY 2013 will support the continued expansion of consular facilities in Brazil and China specifically, Shanghai, Wuhan, Bello Horizonte and Porto Alegre. Funds requested under this initiative represent one-time start-up costs for overseas facility improvements. The decrease in FY 2013 funding over FY 2012 is a result of fewer improvement projects.

### **Bureau of Administration (A) – Facilities Management: \$48,803,000**

The FY 2013 request provides funding for facilities maintenance, custodial services and utilities at the National Visa and National Passport Centers in New Hampshire, the KCC, and the Charleston Passport Center in South Carolina. Additionally, these funds support General Services Administration rent for all consular domestic facilities and include lease and security costs for the CA Consolidation.

### **Diplomatic Security (DS): \$23,403,000**

DS hires and assigns uniformed protection officers to guard all domestic CA facilities using funding provided through the BSP. In addition, DS plays an important role in border security by coordinating and facilitating investigations involving U.S. passports and visas. DS's Passport and Visa Fraud Branch investigates and coordinates fraudulent issuance, acquisition and use of U.S. passports and international visa fraud cases including fraudulent issuance, procurement, counterfeiting and forgery of U.S. visas. DS works with CA on cases involving allegations of corruption by American and Foreign Service National embassy employees, fraudulent document vendors, bribery and alien smuggling and trafficking involving U.S. visas.

### **Technology Backbone Support (IRM): \$10,000,000**

IRM will use these funds to provide technical support for CA systems. This includes around-the-clock systems monitoring, operational support and maintenance; worldwide and secure connectivity; and

## BORDER SECURITY PROGRAM

redundancy and contingency operations. IRM will continue to handle CLASS technology enhancement requirements supporting CA's adjudication of passport and visa applications.

### **Border Security Staff: American Salaries: \$434,211,000**

Human resources are a critical component of the BSP and are vital to providing quality services to Americans and foreign visa applicants. In FY 2013, the Department plans to increase staff by an additional 20 overseas consular officer positions to support consular workload. The request also reflects a shift of 147 U.S. direct hire consular positions and related support for ICASS from D&CP appropriations, including a shift of 17 consular positions previously funded with the D&CP appropriation. No increase for domestic positions is requested in FY 2013.

Bureau	Positions	AMSALS	Bureau Managed	ICASS	Total
AF	15	1,926	3,488	1,932	7,346
EAP	40	5,135	9,302	2,575	17,012
EUR	35	4,493	8,139	3,379	16,011
NEA	14	1,797	3,256	1,452	6,505
SCA	13	1,669	3,023	636	5,328
WHA	13	1,669	3,023	680	5,372
Total	130	16,689	30,231	10,654	57,574
CA	17	3,460	317	-	3,777
<b>Grand Total</b>	<b>147</b>	<b>20,149</b>	<b>30,554</b>	<b>10,654</b>	<b>61,351</b>

### **Border Security Support: \$752,121,000**

This activity covers programmatic expenses of the BSP. These expenses include consumables and supplies for visa and passport programs, i.e., passport books and card stock as well as visa foils and visa card stock. Funds are also used to pay the start-up and recurring expenses associated with overseas consular positions, including International Cooperative Administrative Support Services (ICASS) costs. As of FY 2011, consular workload counts are prepared separately from the State Program ICASS billings. Start-up and recurring costs are provided to the Regional Bureaus to pay the salary and benefits of locally engaged consular employees as well as the post-specific benefits, i.e., cost of living allowances, educational allowances and danger pay of American consular staff. In addition to realigning the U.S. direct hire positions noted above, the Department completed an assessment of consular Locally Employed (LE) staff. The Department implemented a standard approach where all consular LE staff funding would be funded directly by CA.

Another way the Department is addressing visa demand is through targeted hiring that is designed to address demand in key countries such as China and Brazil. The Department created the Limited Non-career Appointment (LNA) program to hire adjudicators with essential language skills (Portuguese and Mandarin) to address growing demand in China and Brazil.

The FY 2013 request includes funding for 45 new Limited Non-Career Appointment (LNA) positions. In FY 2012, 20 LNA positions were brought on board and will be assigned to posts in Brazil (6 Sao Paulo, 4 Rio) and China (3 Beijing, 4 Shanghai, 3 Guangzhou). An additional 72 are planned for the spring of 2012. The 45 new LNA positions requested in FY 2013 are for posts in Brazil (8) and China (9) with the remaining positions assigned to posts with the greatest visa demand.

### **FBI Fingerprint Checks Reimbursement: \$160,000,000**

The FY 2013 request includes funding for the Department to reimburse the Federal Bureau of Investigation (FBI) for Advanced Fingerprint Identification Technology (AFIT) clearances of fingerprints.



# WORKING CAPITAL FUND

## *Resource Summary*

(\$ in thousands)

<b>Appropriations</b>	<b>FY 2011 Actual</b>	<b>FY 2012 Estimate</b>	<b>FY 2013 Request</b>	<b>Increase / Decrease</b>
Positions	710	710	710	0
Funds	844,187	1,169,078	1,292,977	123,899

### *Program Description*

The Working Capital Fund (WCF) does not receive direct appropriations. The Working Capital Fund generates revenues through the sale of goods and services to “customers” from the Department and other federal agencies. The revenue collected from these “customers” is used to pay for the acquisition of resources needed to ensure the continuous operation of the various working capital fund activities. In other words, in exchange for goods and services, resources from the initial/additional investment are expended and subsequently are reimbursed from funded customer orders and the funds needed to reimburse the WCF are included in the budgets of the customers utilizing the services of the WCF. The economies of scale achieved through WCF activities are a significant advantage in controlling costs, avoiding duplication, and achieving service standards. The ability to incur obligations is limited to the amount of authority approved for obligation during the budget review and amended by unanticipated events during execution. The WCF FY 2013 increase in necessary funding through reimbursements is primarily due to the inclusion of Afghanistan under the Aviation WCF.

### **Purpose**

The Working Capital Fund operates under the legal authority of 22 U.S.C. 2684, which authorizes the establishment of cost centers to cover necessary expenses related to (1) central reproduction, editorial, data processing, audiovisual, library and administrative support services; (2) central services for supplies and equipment (including repairs); (3) such other administrative services as the Secretary, with the approval of the Office of Management and Budget, determines may be performed more advantageously and more economically as central services; and (4) medical and health care services. The capital of the WCF consists of the amount of the fair and reasonable value of such supply inventories, equipment, and other assets and inventories on order, pertaining to the services to be carried on by the fund. The WCF allows the use of business practices to improve operations, provide support, and reduce costs in accordance with government rules, regulations, and laws. The offices that operate WCF cost act similar to businesses because they charge customers for services and use revenue to fund their activities at rates which approximate the expense of operations. The economies of scale achieved through WCF operations result in significant savings to the Department.

Customers can determine whether or not the service is necessary and affordable. This helps control costs while giving government customers the option to use important services as needed. It also requires the customer to obligate funding resources based on actual requirements and scheduled pricing, promoting financial planning. There are, however, some services provided under the WCF that have been determined required services such as Post Assignment Travel, and medical evacuations and overseas hospitalizations.

The WCF is reimbursed for goods and services, but without a profit. Like any other business there is cash flow from year to year depending on when services were provided and when payments were received.

## WORKING CAPITAL FUND

This allows the critical functions of the WCF to continue to operate smoothly during the beginning of the fiscal year. Accumulated funds from year to year may arise from charges for depreciation of capital equipment which is then used in future years to replace such equipment.

### Structure

The WCF consists of 37 cost centers. The Bureau of Administration (A Bureau) manages 33 of the cost centers, working in conjunction with Bureau of Information Resource (IRM) on four, the Bureau of International Narcotics and Law Enforcement Affairs Aviation (INL/A) for Aviation on two, and the Bureau of Resource Management (RM) on one. The Bureau of Human Resources manages two cost centers related to Post Assignment Travel (PAT). Of the two remaining cost centers, one is administered by the Bureau of Diplomatic Security, and the other by the Office of the Medical Director.

### A Bureau managed cost centers:

28 of the 33 cost centers are grouped by type of service into six service centers in order to ensure that uniform services are being provided to all customers and to provide for consistent interaction between the service provider and the customer. The six service centers are as follows:

### Global Publishing Solutions (GPS):

GPS offers domestic and overseas services. For domestic offices, GPS Washington manages the leasing, supplying, and servicing of copiers, professional printing and design services, and liaison with GPO services. The Office of Multi-Media Publishing Services (MMS) provides information through print, graphics, and other digital media consistent with applicable statutes and regulations. MMS is the Department's central printing and publications management organization. The Regional Printing Centers (RPCs) in Manila and Vienna offer the same high volume services as GPO, but at significant cost savings.

Service Center	Cost Center	FY 2011 Actual	FY 2012 Estimate	FY 2013 Request	Increase / Decrease
GPS	GPS Washington	16,473	20,434	16,368	(4,066)
GPS	Regional Printing Centers	7,461	7,899	6,783	(1,116)
<b>Total</b>		<b>23,934</b>	<b>28,333</b>	<b>23,151</b>	<b>(5,182)</b>

### Freight Forwarding (FF):

Prepares paperwork, consolidates and books for export ocean and airfreight shipments of personal property and official supplies from points within the U.S. to posts overseas; and prepares paperwork for receiving, clearance through Customs, and forwarding ocean and airfreight shipments of personal property and official supplies to locations in the U.S. in-bound. The Hagerstown Warehouse is responsible for the permanent storage of household effects for Department of State and other agency employees. The European Logistical Support Office (ELSO) in Antwerp is a through point for directing, handling, and distributing shipments of household effects, personal effects, official supplies, and equipment to and from selected posts throughout the world. The ability to consolidate shipments and to take advantage of lower prices available for multiple shipments results in a significant cost savings.

Service Center	Cost Center	FY 2011 Actual	FY 2012 Estimate	FY 2013 Request	Increase / Decrease
FF	Washington, D.C. Dispatch	72,801	93,095	91,047	(2,048)
FF	European Logistics & Support Office	58,330	66,503	64,520	(1,983)

## WORKING CAPITAL FUND

Service Center	Cost Center	FY 2011 Actual	FY 2012 Estimate	FY 2013 Request	Increase / Decrease
FF	Baltimore Dispatch	17,944	17,820	18,212	392
FF	Miami Dispatch	12,471	12,542	12,818	276
FF	N.Y. Dispatch	16,067	20,284	19,480	(804)
FF	Warehouse- Frankfurt	1,506	3,850	3,935	85
FF	Seattle Dispatch	14,438	16,340	15,699	(641)
FF	Brownsville, TX – Logistic Center	1,570	1,257	1,285	28
FF	Hagerstown Warehouse	4,628	4,668	4,771	103
FF	Secure Logistics	12,776	17,381	17,763	382
<b>Total</b>		<b>212,531</b>	<b>253,740</b>	<b>249,529</b>	<b>(4,211)</b>

### Information Technology (IT) Services (A Bureau and IRM Managed):

The Telephone, Wireless and Data Services Division (TWD) provides centralized management control over equipment, services, maintenance for unclassified voice/data telecommunications, and obtaining economies of scale.

OpenNet Everywhere (ONE) / Overseas Blackberry Enterprise Server (BES): These service programs are fee-for-service programs allowing an authorized user “anywhere/anytime” remote access to the Department’s sensitive-but-unclassified network (OpenNet) from any internet-connected computer meeting minimum systems specification.

Diplomatic Telecommunications Service (DTS) is a network jointly managed by their Program Office (DTS-PO), and IRM under IT Services. The DTS provides the telecommunications infrastructure for all diplomatic and consular posts abroad as well as relay sites/interregional hubs both overseas and within the Washington area for all 47 customer agencies. This cost center was created by law in 1992. On October 7, 2010, the Intelligence Authorization Act for Fiscal Year 2010 (PL111-186) moved DTS-PO out of the State Department. The unliquidated obligations and available balance will be moved to DTS-PO during FY 2012.

Service Center	Cost Center	FY 2011 Actual	FY 2012 Estimate	FY 2013 Request	Increase / Decrease
IT	Telephone Wireless and Data Service (TWD)	78,134	79,297	76,918	(2,379)
IT	OpenNet Everywhere	6,744	7,500	6,750	(750)
IT	Diplomatic Telecommunication Service	2,551	5,929	0	(5,929)
<b>Total</b>		<b>87,429</b>	<b>92,726</b>	<b>83,668</b>	<b>(9,058)</b>

### Operations (OPS):

Fleet Management Division- Domestic Fleet Management Operations Division (FMO) is charged with providing motor vehicle services to Department offices in the continental United States.

Building Support Services (Labor, Lock, and Cable Services) – The Office of General Services Management, Special Support Services Division is responsible for delivery of shipments received at the Harry S Truman Building, loading dock, laborers for office furniture and equipment moves, installing and repairing to all safes, locking cabinets, keys, and other security devices; and installs and maintaining State TV (cable television) services.

Commissary and Recreation Affairs – The Commissary and Recreation Affairs Staff are reported under the Working Capital Fund. Employee associations at posts (commissaries, recreation facilities, etc.) operate as independent entities and are not part of the Working Capital Fund.

## WORKING CAPITAL FUND

Service Center	Cost Center	FY 2011 Actual	FY 2012 Estimate	FY 2013 Request	Increase / Decrease
OPS	Fleet Management	1,106	1,084	1,030	(54)
OPS	Fleet Management	5,820	5,938	5,641	(297)
OPS	Building Support	4,221	4,732	4,495	(237)
OPS	Commissary and Rec	333	391	371	(20)
<b>Total</b>		<b>11,480</b>	<b>12,145</b>	<b>11,538</b>	<b>(607)</b>

### Procurement Shared Services (AQM):

The Office of Acquisitions Management (A/LM/AQM) manages, plans, and directs the Department's acquisition programs and conducts contract operations in support of activities worldwide. Acquisitions Management is involved or carries out almost all procurements for the Department and other federal agencies. Regional Procurement Support Offices (RPSO) in Florida and Frankfurt provide support by managing the local conditions in their respective regions. The Overseas Procurement cost center facilitates post procurements for other government agencies.

Service Center	Cost Center	FY 2011 Actual	FY 2012 Estimate	FY 2013 Request	Increase / Decrease
AQM	RPSO Frankfurt	4,176	4,449	4,047	(402)
AQM	RPSO Tokyo	92	0	0	0
AQM	RPSO Florida	703	2,711	2,771	60
AQM	Acquisitions Mgmt	68,138	76,197	75,873	(324)
AQM	Overseas Procurement	28,079	30,380	29,048	(1,332)
<b>Total</b>		<b>101,188</b>	<b>113,737</b>	<b>111,739</b>	<b>(1,998)</b>

### Service Center (SVC):

The Library procures periodicals, books, newspapers, and databases for offices within the Department. Overseas offices may also utilize the Library in this capacity. Both domestic and overseas offices can take advantage of the economies of scale available from group purchasing. The RM (Admin Expense) cost center managers pay from their funds into this cost center in exchange for accounting and budget services. This cost center is managed by RM but falls under A Bureau's responsibility for the fund.

Service Center	Cost Center	FY 2011 Actual	FY 2012 Estimate	FY 2013 Request	Increase / Decrease
SVC	Library	2,781	3,128	2,815	(313)
SVC	Admin Expense	2,114	2,200	2,090	(110)
<b>Total</b>		<b>4,895</b>	<b>5,328</b>	<b>5,062</b>	<b>(266)</b>

### Office of Foreign Missions (OFM):

OFM was created as a part of the Foreign Missions Act in 1982 and is managed by DS. The Office of Foreign Missions (OFM) is the primary liaison to the foreign diplomatic community in the U.S. OFM provides a wide range of benefits and services to the foreign diplomatic community. OFM also assists the DS Protective Liaison Division and the Foreign Missions Branch of the U.S. Secret Service to ensure the safety and security of the foreign missions and their personnel.

## WORKING CAPITAL FUND

Service Center	Cost Center	FY 2011 Actual	FY 2012 Estimate	FY 2013 Request	Increase / Decrease
OFM	Office of Foreign Missions	12,593	14,277	14,591	314

**Human Resources – Post Assignment Travel (HR-PAT) Managed Cost Centers:**

Post Assignment Travel (PAT) encompasses all flights, shipping charges, temporary housing, and per diem travel expenses associated with Permanent Change of Station (PCS), moving Foreign Service personnel and their families to and from a post. HR manages these expenses centrally to alleviate problems of post-to-post and bureau-to-bureau coordination.

Service Center	Cost Center	FY 2011 Actual	FY 2012 Estimate	FY 2013 Request	Increase / Decrease
PAT	Post Assignment Travel	320,925	333,987	321,132	(12,855)

**Medical Managed Cost Center:**

The Office of Medical Services (MED) cost center was created to ensure funding availability for the following medical expenses:

- Medical evacuations – MED authorizes medical evacuations for State Department employees and eligible family members (EFMs) while overseas and provides the fund site to post to authorize necessary travel expenses.
- Hospitalizations – MED provides funds to post to pay for expenses related to overseas hospitalizations of State employees and their EFMs.
- Physicals – MED uses this fund site to pay private medical expenses of State employees to cover expenses related to obtaining medical clearances, such as physicals and, if necessary, specialist evaluations and approved treatment, for themselves and their EFMs.

Service Center	Cost Center	FY 2011 Actual	FY 2012 Enacted	FY 2013 Request	Increase / Decrease
MED	Medical	23,992	27,000	25,000	(2,000)

**Information Technology (IT) Desktop Services Cost Center (A Bureau and IRM):**

Institutionalized standardized systems and configurations to ensure the Department’s information resources are safe and that personally identified information is well protected, and to take advantage of economies of scale. In-scope service areas include service/help desk, standard desktop services, file, and email storage and sharing services.

Service Center	Cost Center	FY 2011 Actual	FY 2012 Enacted	FY 2013 Request	Increase / Decrease
IT	Desktop Services	45,220	52,805	49,967	(2,838)

**Aviation Managed Cost Center (A Bureau and INL/A):**

In response to requirements for secure air transportation for authorized users in Afghanistan and Iraq, the INL Office of Aviation (INL/A) expanded the support it provides, offering passenger service to, from and/or within these countries. Fixed wing aircraft now provide service into and out of Iraq and a mixture of airplanes and helicopters support program missions and move passengers within the countries. To more efficiently manage the use of the aircraft and equitably share the costs among State Department and non-State Department entities, the Department created the Aviation Working Capital Fund (AWCF) Cost Center.

## WORKING CAPITAL FUND

The AWCF is expected to streamline the funding for aviation support. The fund also allows users to access air transportation to support their programs and activities while paying the true cost of the service, allowing them to make more informed decisions and reducing the unnecessary use of assets. The cost of general transportation services will be covered by user charges on a by seat or full aircraft basis. The aircraft will not be transferred into the WCF, and the procurement of aircraft are not included within the cost of services. Finally the cost center reinforces the concept of a single aviation service provider (INL Air Wing) with assets available to deploy under Chief of Mission authority for regional or local air missions.

<b>Service Center</b>	<b>Cost Center</b>	<b>FY 2011 Actual</b>	<b>FY 2012 Enacted</b>	<b>FY 2013 Request</b>	<b>Increase / Decrease</b>
AWCF	Aviation Iraq	0	235,000	246,300	11,300
AWCF	Aviation Afghanistan	0	0	151,300	151,300
<b>Total</b>		<b>0</b>	<b>235,000</b>	<b>397,600</b>	<b>162,600</b>

## WORKING CAPITAL FUND

### *WCF Personnel Summary*

(\$ in the thousands)

Cost Center	Number of Positions	Funds
A Bureau		
Copier program	3	\$349
Global Publishing Solutions	43	\$5,001
GPO Liaison	1	\$116
Washington, D.C. Dispatch	53	\$6,164
European Logistics & Support Office	2	\$233
Baltimore Dispatch	11	\$1,279
Miami Dispatch	7	\$814
N.Y. Dispatch	16	\$1,861
Warehouse- Frankfurt	1	\$116
Seattle Dispatch	3	\$349
Fleet Management	9	\$1,047
Fleet Management	57	\$6,629
TWD	29	\$3,372
Building Support	15	\$1,744
Secure Logistic	24	\$2,791
Commissary & Recreation	1	\$116
RPSO Frankfurt	4	\$465
Global Publishing Solutions, Manila, Philippines	2	\$233
Hagerstown Warehouse	2	\$233
RPSO Florida	8	\$930
Acquisitions MGMT	224	\$26,050
Global Publishing Solutions, Cairo, Egypt	4	\$465
Total	519	\$60,357
OFM	102	\$11,862
Desktop Services	73	\$8,489
RM	16	\$1,861
<b>Grand Total</b>	<b>710</b>	<b>\$82,569</b>

**Department Of State**  
**Bureau Summary**  
(\$ in thousands)  
**Diplomatic & Consular Programs**

Bureau / Office	FY 2011 Actual		FY 2012 Estimate		Built-In Changes		Current Services		Program Changes		FY 2013 Request	
	Pos	Funds	Pos	Funds	Pos	Funds	Pos	Funds	Pos	Funds	Pos	Funds
Secretary	704	122,706	628	109,138	0	641	628	109,779	10	2,966	638	112,745
Bureau for Counterterrorism	0	3,207	70	16,599	0	92	70	16,691	12	2,331	82	19,022
Energy Bureau	26	3,140	53	11,451	0	9	53	11,460	22	5,411	75	16,871
Chief of Protocol	76	11,364	76	11,119	0	74	76	11,193	0	0	76	11,193
Management	48	10,283	48	10,109	0	74	48	10,183	0	0	48	10,183
Political-Military Affairs	276	43,059	275	42,565	0	227	275	42,792	(19)	(1,995)	256	40,797
Medical Director	147	35,314	147	41,800	0	323	147	42,123	0	0	147	42,123
Democracy, Human Rights and Labor	147	23,216	148	24,147	0	135	148	24,282	0	0	148	24,282
International Criminal Justice	13	1,412	13	1,412	0	5	13	1,417	0	0	13	1,417
Trafficking in Persons	38	6,531	38	6,433	0	31	38	6,464	0	0	38	6,464
Oceans and International Environmental and Scientific Affairs	198	37,168	199	36,218	0	265	199	36,483	0	0	199	36,483
Population and International Migration	0	547	0	661	0	(1)	0	660	0	18	0	678
Legal Advisor	273	43,658	273	43,047	0	276	273	43,323	0	0	273	43,323
Economic, Energy, and Business Affairs	188	31,837	188	30,171	0	170	188	30,341	0	500	188	30,841
Intelligence and Research	336	64,932	337	64,367	0	611	337	64,978	3	3,738	340	68,716
Legislative Affairs	76	11,165	76	11,107	0	69	76	11,176	0	0	76	11,176
Resource Management	557	155,836	557	140,611	0	876	557	141,487	0	600	557	142,087
Public Affairs	241	41,791	248	43,300	0	262	248	43,562	0	0	248	43,562
Western Hemisphere Affairs	1,172	392,486	1,169	371,974	0	12,151	1,169	384,125	(5)	(3,515)	1,164	380,610
European and Eurasian Affairs	1,839	739,809	1,845	696,468	0	24,902	1,845	721,370	(35)	(12,944)	1,810	708,426
East Asian and Pacific Affairs	1,006	377,631	1,008	363,204	0	10,706	1,008	373,910	(40)	(13,205)	968	360,705
Near Eastern Affairs	1,231	333,515	1,229	305,315	0	7,423	1,229	312,738	(14)	(2,691)	1,215	310,047
South and Central Asian Affairs	837	736,899	754	250,635	0	3,363	754	253,998	(13)	1,800	741	255,798
African Affairs	1,050	402,758	1,052	380,449	0	14,794	1,052	395,243	(13)	(844)	1,039	394,399
International Organization Affairs	382	72,600	382	72,410	0	1,125	382	73,535	0	1	382	73,536



## Department Of State

### Bureau Summary

(\$ in thousands)

### Diplomatic & Consular Programs

Bureau / Office	Pos	Funds	Pos	Funds	Pos	Funds	Pos	Funds	Pos	Funds	Pos	Funds
International Conferences	0	71,190	0	8,230	0	1,677	0	9,907	0	15,000	0	24,907
Diplomatic Security	878	224,882	878	220,459	0	5,807	878	226,266	0	0	878	226,266
Foreign Missions	0	4,089	0	3,937	0	38	0	3,975	0	0	0	3,975
International Resource Management	557	278,725	555	271,002	0	1,768	555	272,770	0	4,000	555	276,770
Arms Control, Verification and Compliance	142	32,672	142	30,812	0	180	142	30,992	0	0	142	30,992
International Security and Nonproliferation	263	46,525	263	46,237	0	221	263	46,458	0	0	263	46,458
Administration	708	471,007	708	429,230	0	5,689	708	434,919	0	22,430	708	457,349
Director General of the Foreign Service & Director of Human Resources	516	159,927	516	154,649	0	490	516	155,139	0	0	516	155,139
Post Assignment Travel	0	171,049	0	199,065	0	3,491	0	202,556	0	0	0	202,556
Human Resources Special Component	868	121,520	841	114,992	0	529	841	115,521	0	0	841	115,521
Human Resources Initiative	0	0	0	0	0	1,284	0	1,284	74	96,083	74	97,367
Ambassador's Fund for Cultural Preservation	0	5,750	0	5,750	0	0	0	5,750	0	0	0	5,750
International Information Programs	290	99,756	286	117,234	0	2,016	286	119,250	(10)	17,870	276	137,120
Foreign Service Institute	1,190	240,003	1,190	226,601	0	2,197	1,190	228,798	0	0	1,190	228,798
Consular Affairs	17	3,789	17	21,249	0	5	17	21,254	(17)	(3,777)	0	17,477
FSN Separation Liability Trust Fund Payment	0	62,552	0	10,927	0	0	0	10,927	0	51,000	0	61,927
Iraq Operations	2	1,523,709	2	229,047	0	14,094	2	243,141	0	163,154	2	406,295
Worldwide Security Protection	1,777	1,497,056	1,707	1,355,000	0	43,490	1,707	1,398,490	0	29,978	1,707	1,428,468
<b>Totals</b>	<b>18,069</b>	<b>8,717,065</b>	<b>17,918</b>	<b>6,529,131</b>	<b>0</b>	<b>161,579</b>	<b>17,918</b>	<b>6,690,710</b>	<b>(45)</b>	<b>377,909</b>	<b>17,873</b>	<b>7,068,619</b>

*This page intentionally left blank*

## D&CP – OFFICE OF THE SECRETARY

### *Resource Summary*

(\$ in thousands)

Appropriations	FY 2011 Actual	FY 2012 Estimate	FY 2013 Request	Increase / Decrease
American Positions	704	628	638	10
Funds	122,706	109,138	112,745	3,607

### *Program Description*

The Secretary of State is the President’s principal foreign policy advisor. The offices of the Secretary (S) and the Deputy Secretaries provide overall direction and coordination for Department headquarters offices and U.S. missions abroad. They are the primary interlocutors on foreign policy with the White House, the Congress, members of the interagency foreign affairs community, and foreign leaders. This request also includes the personnel and financial resources for the Secretary's Executive Secretariat and for five of the six under secretaries who direct the operation of Department bureaus and offices including: Civilian Security, Democracy and Human Rights; Economic Growth, Energy and the Environment; Political Affairs; Arms Control and International Security; and Public Diplomacy and Public Affairs. While the budget for the Under Secretary for Management (M) is presented separately, the Secretary's Executive Secretariat staff provides policy and administrative support to M. The request also supports the special-mission offices that report directly to the Secretary and other Department principals and carry out high-priority, sensitive work. These include:

- Office of Policy Planning - provides independent policy advice and analysis to the Secretary;
- Office of Civil Rights - fosters a work environment free of discrimination throughout the Department;
- Office of Global Criminal Justice- advises the Secretary on efforts to address serious violations of international humanitarian law;
- Office of Global Women’s Issues - leads the Department's efforts in integrating international women's issues into the pursuit of all its strategic objectives;
- Foreign Service Grievance Board - established by the Foreign Service Act of 1980;
- Office of U.S. Foreign Assistance Resources - charged with directing the transformation of the U.S. Government approach to foreign assistance;
- Special Representative for Afghanistan and Pakistan – coordinates the President’s Strategy on Afghanistan and Pakistan;
- Special Envoy for Middle East Peace – strategizes and carries out new approaches to bringing peace and stability to this region;
- Special Envoy for Guantanamo Closure – assists the Secretary with issues related to closing the facility;
- Special Representative for Global Food Security – coordinates all aspects of U.S. diplomacy related to food security and nutrition;
- Executive Director for the Global Health Initiative – coordinates agency programs to meet the goals of the Global Health Initiative;
- Office of the Coordinator for Cyber Issues – coordinates the Department’s global diplomatic engagement on cyber issues.

## **D&CP – OFFICE OF THE SECRETARY**

The Executive Secretariat will ensure the prompt, efficient, and organized staffing of policy interests requiring the attention of the Secretary, deputy secretaries, and under secretaries in the coordination of material presented to them and the implementation of decisions made by them. Specific priorities within this role include:

- Direct the implementation of the Quadrennial Diplomacy and Development Review (QDDR);
- Expand crisis management readiness training to increase effectiveness of crisis response efforts through expanded use of collaborative, web-based technologies;
- Link the Department's leadership with overseas posts, handle telephone contacts between the Secretary and her foreign counterparts, and monitor and distribute sensitive message traffic;
- Improve the efficiency and reliability of a robust teleconferencing system to satisfy the Secretariat's core mission of connecting the Secretary and other principals with anyone, anywhere, at any time;
- Manage the flow of information, recommendations and decisions to and from the Secretary to ensure an orderly, streamlined process that maximizes efficiency and use of updated technology;
- Right-size the logistical support platform and improve electronic distribution of briefing materials to staff and posts and prepare administrative and systems support for overseas and domestic travel by the Secretary and the deputy secretaries;
- Improve critical infrastructure and responsiveness by sustaining double redundancy in Principals' support and secretariat functions at continuity of operations sites with a full range of capabilities;
- Provide customizable, web-based content and document management tools to allow S personnel to manage its information for Department Principals and staff;
- Maintain the highest level security standards and attend to the responsibilities incumbent upon S personnel to protect national security information through strict but seamless access, information control procedures, and active security awareness programs;
- Implement technology upgrades in the Operations Center that will provide the Secretary and other principals with the rapid, synthesized information they require to support the President, especially in conducting diplomacy and participating effectively in interagency policy deliberations;
- Provide the highest quality logistical, financial and managerial support to all the offices in the S family;
- Implement a new Executive Office structure that devolves duties and responsibilities for selected services to other bureaus, including Centers of Excellence, allowing the Executive Office to concentrate on its core mission.

### ***Justification of Request***

The Department's FY 2013 request of \$112.7 million for the Office of the Secretary, a \$3.6 million increase over the FY 2012 estimate, includes an increase of \$907,000 for domestic inflation and American COLA; as well as a decrease of \$266,000 for savings in administrative activities. The request reflects the realignment of 10 positions from IIP to the Under Secretary for Public Diplomacy.

The QDDR recommended a transition of the leadership of S/GHI to USAID upon its achievement of defined benchmarks. The FY 2013 request normalizes operational funding for S/GHI consistent with its startup in FY 2012. The Secretary of State will make the final determination on transitioning the Initiative with a targeted timeframe during FY 2013.

## D&CP – OFFICE OF THE SECRETARY

### *Resource Summary*

	Positions					Funds (\$ in thousands)		
	American				Pos	Bureau	American	Funds
	CS	FS Dom	Overseas	FSN	Total	Managed	Salaries	Total
FY 2011 Actual	482	221	1	0	704	53,719	68,987	122,706
FY 2012 Estimate	427	200	1	0	628	47,101	62,037	109,138
FY 2013 Built-in Changes								
Administrative Savings	0	0	0	0	0	(266)	0	(266)
American COLA	0	0	0	0	0	4	394	398
Domestic Inflation	0	0	0	0	0	509	0	509
Total Built-in Changes	0	0	0	0	0	247	394	641
FY 2013 Current Services	427	200	1	0	628	47,348	62,431	109,779
FY 2013 Program Changes								
PD Strategic Realignment	10	0	0	0	10	0	1,150	1,150
S/GHI Operating Base	0	0	0	0	0	1,816	0	1,816
Total Program Changes	10	0	0	0	10	1,816	1,150	2,966
FY 2013 Request	437	200	1	0	638	49,164	63,581	112,745

### *Staff by Program Activity*

(positions)

Office of the Secretary	FY 2011 Actual	FY 2012 Estimate	FY 2013 Request	Increase / Decrease
Conduct of Diplomatic Relations	15	14	14	0
Counter-Terrorism Programs	70	0	0	0
Domestic Administrative Support	73	74	74	0
Information Resource Management	77	77	76	(1)
Policy Formulation	422	422	423	1
Public Diplomacy	47	41	51	10
<b>Total</b>	<b>704</b>	<b>628</b>	<b>638</b>	<b>10</b>

## D&CP – OFFICE OF THE SECRETARY

### *Funds by Program Activity*

(\$ in thousands)

Office of the Secretary	FY 2011 Actual	FY 2012 Estimate	FY 2013 Request	Increase / Decrease
Conduct of Diplomatic Relations	9,314	10,717	11,081	364
Counter-Terrorism Programs	11,662	0	0	0
Domestic Administrative Support	15,471	15,311	15,662	351
Information Resource Management	17,170	16,964	17,397	433
Policy Formulation	63,507	59,877	61,109	1,232
Public Diplomacy	5,582	6,269	7,496	1,227
<b>Total</b>	<b>122,706</b>	<b>109,138</b>	<b>112,745</b>	<b>3,607</b>

### *Program Activities*

Department Of State	Positions			Funds (\$ in thousands)			
	American		FSN	Pos Total	Bureau Managed	American Salaries	Funds Total
	Domestic	Overseas					
Conduct of Diplomatic Relations	13	1	0	14	8,047	3,034	11,081
Domestic Administrative Support	74	0	0	74	6,854	8,808	15,662
Domestic Administrative Management	74	0	0	74	6,854	8,808	15,662
Information Resource Management	76	0	0	76	8,808	8,589	17,397
Office Automation	76	0	0	76	8,808	8,589	17,397
Policy Formulation	423	0	0	423	23,037	38,072	61,109
Department Direction	423	0	0	423	23,037	38,072	61,109
Public Diplomacy	51	0	0	51	2,418	5,078	7,496
Department Direction	18	0	0	18	619	1,524	2,143
Public Diplomacy - Program Costs	10	0	0	10	1,799	3,554	5,353
<b>Total</b>	<b>637</b>	<b>1</b>	<b>0</b>	<b>638</b>	<b>49,164</b>	<b>63,581</b>	<b>112,745</b>

## D&CP – OFFICE OF THE SECRETARY

### *Staff by Domestic Organization Unit* (positions)

Office of the Secretary	FY 2011 Actual	FY 2012 Estimate	FY 2013 Request	Increase / Decrease
Amb at Large for Counter-Terrorism	70	0	0	0
Civil Rights	49	49	49	0
Deputy Secretary of State	30	30	29	(1)
Executive Office	35	36	36	0
Executive Secretariat	72	71	71	0
Foreign Service Grievance Board	4	4	4	0
Information Resource Management	55	55	55	0
New Policy Positions	44	45	45	0
Office for Global Women's Issues	21	21	21	0
Office of Global Criminal Justice	13	13	13	0
Office of Resources, Plans, & Policy	19	19	19	0
Office of U.S. Foreign Assistance Resources	39	39	39	0
Office of the Counselor	6	6	6	0
Office of the Secretary	22	22	22	0
Operations Center	59	58	59	1
Policy Planning Staff	34	34	34	0
Reconstruction and Stabilization	43	43	43	0
Under Secretary for Arms Control	17	17	17	0
Under Secretary for Civilian Security, Democracy and HR	19	19	19	0
Under Secretary for Economic Affairs	15	15	15	0
Under Secretary for Political Affairs	17	17	17	0
Under Secretary for Public Diplomacy and Public Affairs	21	15	25	10
<b>Total</b>	<b>704</b>	<b>628</b>	<b>638</b>	<b>10</b>

## D&CP – OFFICE OF THE SECRETARY

### *Funds by Domestic Organization Unit*

(\$ in thousands)

Office of the Secretary	FY 2011 Actual	FY 2012 Estimate	FY 2013 Request	Increase / Decrease
Amb at Large for Counter-Terrorism	13,498	0	0	0
Civil Rights	5,991	5,991	6,022	31
Civil Service Ombudsman	163	163	164	1
Deputy Secretary of State	4,555	4,555	4,575	20
Executive Office	10,372	9,615	9,639	24
Executive Secretariat	8,037	8,037	8,087	50
Foreign Service Grievance Board	1,380	1,380	1,383	3
Information Resource Management	14,335	14,335	14,372	37
New Policy Positions	8,450	8,450	10,487	2,037
Office for Global Women's Issues	5,500	5,500	5,513	13
Office of Global Criminal Justice	2,015	2,015	2,023	8
Office of Resources, Plans, & Policy	2,176	2,185	2,204	19
Office of U.S. Foreign Assistance Resources	8,656	8,656	8,682	26
Office of the Counselor	1,122	1,122	1,126	4
Office of the Secretary	10,357	10,357	10,373	16
Operations Center	8,668	8,668	8,708	40
Policy Planning Staff	3,939	3,939	3,962	23
Under Secretary for Arms Control	2,644	2,644	2,656	12
Under Secretary for Civilian Security, Democracy and HR	2,755	2,755	2,768	13
Under Secretary for Economic Affairs	2,170	2,170	2,180	10
Under Secretary for Political Affairs	2,517	2,517	2,529	12
Under Secretary for Public Diplomacy and Public Affairs	3,406	4,084	5,292	1,208
<b>Total</b>	<b>122,706</b>	<b>109,138</b>	<b>112,745</b>	<b>3,607</b>



## D&CP – OFFICE OF THE SECRETARY

### *Funds by Object Class*

(\$ in thousands)

<b>Office of the Secretary</b>	<b>FY 2011 Actual</b>	<b>FY 2012 Estimate</b>	<b>FY 2013 Request</b>	<b>Increase / Decrease</b>
1100 Personnel Compensation	58,321	52,161	53,735	1,574
1200 Personnel Benefits	18,071	16,214	16,652	438
2100 Travel & Trans of Persons	14,403	12,540	12,274	(266)
2200 Transportation of Things	1,167	992	1,036	44
2300 Rents, Comm & Utilities	7,334	6,284	6,597	313
2400 Printing & Reproduction	759	652	682	30
2500 Other Services	19,153	17,190	17,781	591
2600 Supplies and Materials	1,149	1,001	1,141	140
3100 Personal Property	2,250	2,005	2,748	743
4200 Insurance Claims & Indemnities	99	99	99	0
<b>Total</b>	<b>122,706</b>	<b>109,138</b>	<b>112,745</b>	<b>3,607</b>

*This page intentionally left blank*

## D&CP – BUREAU OF COUNTERTERRORISM

### *Resource Summary*

(\$ in thousands)

<b>Appropriations</b>	<b>FY 2011 Actual</b>	<b>FY 2012 Estimate</b>	<b>FY 2013 Request</b>	<b>Increase / Decrease</b>
American Positions	0	70	82	12
Funds	3,207	16,599	19,022	2,423

The resources shown in FY 2011 were executed in the S Bureau under the Office of the Secretary.

### *Program Description*

The Bureau of Counterterrorism (CT) leads the Department of State in the whole-of-government effort to counter terrorism abroad and to secure the United States against foreign terrorist threats. Working with the National Security Staff, U.S. government agencies, and Department of State bureaus, CT develops and implements counterterrorism strategies, policies, and operations. It oversees programs to counter violent extremism, strengthen homeland security, and build the capacity of partner nations to deal effectively with terrorism. The Bureau leads the U.S. government in counterterrorism diplomacy and ensures U.S. foreign policy objectives are integrated into the formulation and execution of counterterrorism operations including related defense and homeland security policies and programs. It provides an on-call capability to respond to terrorist incidents worldwide. The head of the Bureau serves as the principal advisor to the Secretary of State on counterterrorism strategy, policy, operations, and programs. The mission statement identifies five principal responsibilities for the Bureau: 1) U.S. CT strategy and operations; 2) counterterrorism diplomacy; 3) homeland security; 4) countering violent extremism; and 5) partner capacity building. The organizational and resource implications of meeting these objectives are significant. Expanding State's capabilities to engage effectively on CT issues with DOD, DOJ, DHS, Treasury, and the Intelligence Community, as well as expanding activities designed to counter violent extremism, assist international partners to build their own CT capabilities, and engage in multilateral and bilateral diplomacy to advance U.S. counterterrorism goals, will require a modest increase in financial resources, human resources, and work space for those additional personnel.

#### **Counterterrorism Strategy and Operations**

Within the U.S. government, the Bureau will lead on behalf of the Department on U.S. CT strategy and operations and the formulation and implementation of relevant policy. The Bureau will regard as a particular responsibility the need to frame U.S. CT efforts in a strategic context that seeks to both thwart imminent terrorist acts while also reducing recruitment and radicalization and promoting the relevant capabilities of partner states. Furthermore, it will advance the Department's views on the management of CT and homeland security issues within the broader context of our bilateral, regional and multilateral relationships, safeguarding American security interests while promoting its values, including support for human rights, democracy, and the rule of law. The Bureau will also ensure that the U.S. maintains the right balance between tactical operations involving unilateral actions or those with partners, and long-term solutions achieved by providing assistance to others to build their CT capacity and address the grievances that drive radicalization. It will also lead the Department and interagency response to complex CT crises through a variety of mechanisms including leading the Foreign Emergency Support Team.

#### **Counterterrorism Diplomacy**

The nation's success in counterterrorism and securing the homeland depends greatly on the quality and breadth of its partnerships with others. The new CT Bureau will build on the success of S/CT by working to promote mutually beneficial cooperation with U.S. historic allies, emerging powers and new partners

## **D&CP – BUREAU OF COUNTERTERRORISM**

around the world. CT's goal is to shape the environment in which the U.S. and its partners confront the terrorist threat by increasing capabilities, promoting the implementation of the UN CT framework and developing new norms where necessary, improving coordination and sharing best practices. This work is carried forward through bilateral meetings, regional and multilateral initiatives, and ad hoc interventions. Because this work often involves assistance to foreign partners, much of it involving military training and equipment, the Bureau works closely with the Bureau of Political-Military Affairs to ensure all assistance is appropriately targeted and serves our broader foreign policy objectives. More broadly, the Bureau aims to achieve a broad range of goals, from increasing regional cooperation in areas where non-state actors are active, to redoubling pressure on nations to cease supporting terrorist groups that provide an asymmetric tool in regional politics. At the multilateral level, the Bureau is working to ensure that an international architecture is in place to address 21<sup>st</sup> Century terrorist threats. The Bureau will leverage existing institutions -- i.e., the UN and regional organizations -- to broaden and deepen CT cooperation. CT will also lead U.S. efforts to support the Global Counterterrorism Forum, a new U.S.-led multilateral initiative focused on sharing expertise and mobilizing international resources to address critical capacity shortfalls in key countries and regions.

### **Homeland Security**

As the effort to secure the homeland from external terrorist threats has become a central part of U.S. foreign policy, the need for coordination between relevant agencies has become a critical challenge to maintaining a unitary foreign policy. The new CT Bureau will serve as the counterterrorism/homeland security nexus for the Department and lead homeland security policy development on cross-cutting issues for the Department of State. The Bureau will facilitate constructive partnerships with the Department of Homeland Security and other agencies to strengthen international cooperation on a wide range of homeland security issues, including transportation security, terrorist watchlisting, and critical infrastructure protection. The Bureau leads the negotiation of agreements with foreign governments on the exchange of terrorist screening information to enhance the ability to interdict terrorists.

Among the instruments, the U.S. government wields for increasing the pressure on terrorist groups and individuals are the designations of Foreign Terrorist Organizations and Specially Designated Global Terrorists. The Bureau has the lead role in initiating these actions and in working at the UN Security Council to add relevant domestic designations to the 1267 Committee's Consolidated List. The Bureau also has a leading role in designating state sponsors of terrorism as well as responsibility for Department efforts to certify countries as not fully cooperating with U.S. anti-terrorism efforts.

### **Countering Violent Extremism (CVE)**

To achieve the security the United States seeks, it is imperative to contain and diminish violent extremism and the ideologies that fuel it. This effort requires a multi-pronged approach to counter extremist messaging and blunt the drivers that fuel radicalization. In the realm of communications, this work will be undertaken by a variety of means, including through the Counterterrorism Strategic Communications Center and through work with other governments and public-private partnerships aimed at strengthening moderates and creating the political and cultural space for them to spread their messages. Successful CVE involves more than messaging, and the Bureau will spearhead programmatic interventions in hotspots of radicalization around the world. These actions are tailored to particular environments and address conditions that breed violent extremism. Among the approaches for doing so will be efforts to provide alternatives for at-risk youth, the use of social media to generate local initiatives and enhancement of the ability of communities to defend themselves against extremism. These interventions are highly focused and short-term and will be developed in cooperation with USAID and others in the interagency as well as with international partners. They will address the drivers of radicalism through stabilization and remediation projects along with efforts to supplant radicalizing institutions and voices. Another central part of the bureau's CVE effort will be to strengthen partners' capacity and engagement

## **D&CP – BUREAU OF COUNTERTERRORISM**

in CVE work, propagating best practices and building an international consensus behind the effort to delegitimize extremists and their ideologies.

### **Capacity Building**

United States security requires partners around the world who deal effectively with the security challenges within their borders. In weak states, terrorists can find safe havens and develop the capability to operate across borders, threatening national and regional stability and, ultimately, endangering America and its interests. The new CT Bureau will carry on and expand the work of S/CT by leading U.S. government efforts to build counterterrorism and homeland security capacity, especially in the civilian sector. The work begins with the Bureau's oversight of the Anti-Terrorism Assistance Program (ATA) and extends to programs that strengthen border and aviation security, prosecutorial and judicial capacity, national legal frameworks, advanced police capabilities, counterterrorism finance efforts and rehabilitation that are more effective than corrections facilities. The Bureau will lead interagency efforts to develop and implement a comprehensive set of counterterrorism capacity building programs that promote U.S. counterterrorism goals. This specialized work requires close coordination with the Bureau of International Narcotics and Law Enforcement, which funds a significant measure of the Department's law enforcement capacity building.

Counterterrorism and rule of law goals are closely aligned. Both seek to undermine malignant networks, eliminate permissive environments and address weak links in host government capabilities that drug kingpins, international criminals and terrorist networks take advantage of. To ensure comprehensive analysis of recipient country needs and avoid duplicative programming, the Bureau will continue S/CT's recently instituted practice of conducting joint assessments with INL. The CT Bureau will coordinate closely with other bureaus and relevant agencies to ensure that it pursues a balanced approach to security sector capacity building that also advances the broader goals of good governance and rule of law. CT capacity building activities will also be coordinated with other U.S. bilateral and multilateral partners to optimize efforts and ensure adequate burden sharing.

### ***Performance***

CT's Terrorism Information Sharing (TIS) Office co-chairs the President's interagency initiative under HSPD-6 to exchange biographic and biometric terrorism screening information with trusted foreign governments. With this indicator, CT can show the number of foreign partners that have agreed to share terrorist screening information. Originally, the TIS office was tasked to work with only countries belonging to the Visa Waiver Program (VWP) but in 2010 the interagency agreed to start engaging with non-VWP countries. Once the HSPD-6 agreement is signed, CT can then coordinate the exchange of terrorist screening information and manage encounters with known or suspected terrorists. During FY 2011 seven agreements were signed, three of which were with non-VWP countries. This function fits under one of CT's mission objectives of disrupting terrorist networks, including sponsorship, financial support, travel and sanctuary.

## D&CP – BUREAU OF COUNTERTERRORISM

<b>Strategic Goal 1: Counter threats to the United States and the international order, and advance civilian security around the world</b>							
Active Performance Indicator		NEW INDICATOR: Successful negotiation of bilateral information-sharing agreements with foreign governments under Homeland Security Presidential Directive 6 (HSPD-6).					
Prior Year Results and Ratings				FY 2011		Planned Targets	
FY 2007	FY 2008	FY 2009	FY 2010	Target	Result and Rating	FY 2012	FY 2013
N/A	N/A	N/A	N/A	6	7	15	4
				Baseline Year	▲ Above Target		
Reason for Exceeding Target		The addition of non-VWP countries this year allowed the TIS unit to exceed the target by one. The targets are set to decrease because there are fifteen VWP partner countries that have yet to enter into an HSPD-6 arrangement, and the final date for compliance with this requirement is June 2012.					
Impact		These final agreements lay the permanent legal framework to facilitate future exchanges of terrorism screening information (TSI). The institutionalization of these exchanges serves to ensure the U.S. Government will be able to properly transmit and receive critical TSI from foreign partners, ultimately contributing to more secure borders.					
Methodology		The sum of agreements signed at the end of the fiscal year is the methodology that will be employed.					
Data Source and Quality		The Data source is the actual signed HSPD-6 agreement that CT's Terrorism Information Sharing Office maintains. The 9/11 Act stipulates all countries in the Visa Waiver Program must have an arrangement to share terrorist identify information with the U.S. Government in order to remain in the Program. A signed HSPD-6 agreement satisfies this requirement. No data limitations.					

### *Justification of Request*

The FY 2013 request of \$19 million for the new Bureau for Counterterrorism reflects the level of resources being shifted from other sources within State Diplomatic and Consular Programs Operations plus an increase of \$2.4 million and 12 U.S. Direct Hire (USDH) Civil Service positions above the FY 2012 level. Also included is a \$58,000 decrease in support of the administrative cost savings initiative. This funds ongoing operations to include 82 USDH positions and contract staff of 30. Additionally a domestic inflation increase of \$121,000 and American COLA increase of \$29,000 are included within this resource level.

The Bureau for Counterterrorism (CT), formerly (The Office of the Coordinator for Counterterrorism (S/CT), requests resources to sustain the transition of the Office of the Coordinator to a full-fledged bureau. The FY 2013 request reflects a shift in funding from several internal sources currently involved in counterterrorism efforts. CT base operations as currently structured includes 70 USDH positions (54

## D&CP – BUREAU OF COUNTERTERRORISM

Civil and 16 Foreign Service Domestic positions), as well as contract staff of 30. The request includes an additional 12 positions to support further expansion as outlined in the QDDR.

### CT Bureau \$2,331 and 12 Civil Service Positions

The requested funding will provide 12 additional Civil Service positions to support the newly formed Bureau of Counterterrorism in support of the Department’s strategic priorities, goals and objectives as outlined in the QDDR. In addition, the new CT Bureau will have a key role in State’s work on Homeland Security with DHS. While other bureaus (e.g., Consular Affairs) will continue to have direct, ongoing work with elements of DHS, the CT Bureau will serve as a principal liaison for State with DHS. As the international policy and programming role of DHS continues to grow, the need for such a "central contact point" in State has been growing and CT requires additional staff to fulfill this role, and other administrative and operational responsibilities appropriately.

### *Resource Summary*

	Positions					Funds (\$ in thousands)		
	American				Pos	Bureau	American	Funds
	CS	FS Dom	Overseas	FSN	Total	Managed	Salaries	Total
FY 2011 Actual	0	0	0	0	0	3,207	0	3,207
FY 2012 Estimate	54	16	0	0	70	10,321	6,278	16,599
FY 2013 Built-in Changes								
Administrative Savings	0	0	0	0	0	(58)	0	(58)
American COLA	0	0	0	0	0	0	29	29
Domestic Inflation	0	0	0	0	0	121	0	121
Total Built-in Changes	0	0	0	0	0	63	29	92
FY 2013 Current Services	54	16	0	0	70	10,384	6,307	16,691
FY 2013 Program Changes								
New Positions	12	0	0	0	12	807	1,524	2,331
Total Program Changes	12	0	0	0	12	807	1,524	2,331
FY 2013 Request	66	16	0	0	82	11,191	7,831	19,022

### *Staff by Program Activity*

(positions)

Bureau of Counterterrorism	FY 2011 Actual	FY 2012 Estimate	FY 2013 Request	Increase / Decrease
Counter-Terrorism Programs	0	70	82	12
Coordination Office	0	2	3	1
Designations & Sanctions	0	6	7	1
Executive Office	0	13	16	3

## D&CP – BUREAU OF COUNTERTERRORISM

Bureau of Counterterrorism	FY 2011 Actual	FY 2012 Estimate	FY 2013 Request	Increase / Decrease
Homeland Security	0	6	7	1
Multilateral Affairs	0	4	5	1
Office of Africa, Europe and the Near East	0	9	11	2
Office of Asia, the Pacific, & the Americas	0	9	10	1
Operations Office	0	3	3	0
Policy Office	0	2	2	0
Strategic Plans and Policy	0	10	12	2
Technical Programs Office	0	2	2	0
Terrorist Screening & Interdiction	0	4	4	0
<b>Total</b>	<b>0</b>	<b>70</b>	<b>82</b>	<b>12</b>

### *Funds by Program Activity*

(\$ in thousands)

Bureau of Counterterrorism	FY 2011 Actual	FY 2012 Estimate	FY 2013 Request	Increase / Decrease
Counter-Terrorism Programs	3,207	16,599	19,022	2,423
Coordination Office	0	1,162	1,332	170
Designations & Sanctions	0	996	1,141	145
Executive Office	0	2,490	2,853	363
Homeland Security	0	996	1,141	145
Multilateral Affairs	0	664	761	97
Office of Africa, Europe and the Near East	0	3,154	3,617	463
Office of Asia, the Pacific, & the Americas	0	2,655	3,042	387
Operations Office	0	332	380	48
Policy Office	0	830	951	121
Strategic Plans and Policy	0	1,992	2,282	290
Technical Programs Office	0	664	761	97
Terrorist Screening & Interdiction	0	664	761	97
<b>Total</b>	<b>3,207</b>	<b>16,599</b>	<b>19,022</b>	<b>2,423</b>



## D&CP – BUREAU OF COUNTERTERRORISM

### *Program Activities*

Department Of State	Positions			Funds (\$ in thousands)			
	American		FSN	Pos Total	Bureau Managed	American Salaries	Funds Total
	Domestic	Overseas					
Counter-Terrorism Programs	82	0	0	82	11,191	7,831	19,022
Coordination Office	3	0	0	3	784	548	1,332
Designations & Sanctions	7	0	0	7	671	470	1,141
Executive Office	16	0	0	16	1,678	1,175	2,853
Homeland Security	7	0	0	7	671	470	1,141
Multilateral Affairs	5	0	0	5	448	313	761
Office of Africa, Europe and the Near East	11	0	0	11	2,128	1,489	3,617
Office of Asia, the Pacific, & the Americas	10	0	0	10	1,790	1,252	3,042
Operations Office	3	0	0	3	223	157	380
Policy Office	2	0	0	2	559	392	951
Strategic Plans and Policy	12	0	0	12	1,343	939	2,282
Technical Programs Office	2	0	0	2	448	313	761
Terrorist Screening & Interdiction	4	0	0	4	448	313	761
<b>Total</b>	<b>82</b>	<b>0</b>	<b>0</b>	<b>82</b>	<b>11,191</b>	<b>7,831</b>	<b>19,022</b>

### *Staff by Domestic Organization Unit*

(positions)

Bureau of Counterterrorism	FY 2011 Actual	FY 2012 Estimate	FY 2013 Request	Increase / Decrease
Assistant Secretary for Counterterrorism	0	4	5	1
Deputy Assistant Secretary for Homeland Security and Multilateral Affairs	0	19	23	4
Deputy Assistant Secretary for Operations	0	14	15	1
Deputy Assistant Secretary for Regional Affairs and Programs	0	16	18	2
Principal Deputy Assistant Secretary for Counterterrorism	0	17	21	4
<b>Total</b>	<b>0</b>	<b>70</b>	<b>82</b>	<b>12</b>

## D&CP – BUREAU OF COUNTERTERRORISM

### *Funds by Domestic Organization Unit*

(\$ in thousands)

Bureau of Counterterrorism	FY 2011 Actual	FY 2012 Estimate	FY 2013 Request	Increase / Decrease
Assistant Secretary for Counterterrorism	0	830	951	121
Deputy Assistant Secretary for Homeland Security and Multilateral Affairs	0	3,818	4,375	557
Deputy Assistant Secretary for Operations	0	5,146	5,897	751
Deputy Assistant Secretary for Regional Affairs and Programs	0	3,818	4,375	557
Other Office of the Secretary-CT-INS	3,207	0	0	0
Principal Deputy Assistant Secretary for Counterterrorism	0	2,987	3,424	437
<b>Total</b>	<b>3,207</b>	<b>16,599</b>	<b>19,022</b>	<b>2,423</b>

### *Funds by Object Class*

(\$ in thousands)

Bureau of Counterterrorism	FY 2011 Actual	FY 2012 Estimate	FY 2013 Request	Increase / Decrease
1100 Personnel Compensation	0	4,983	6,171	1,188
1200 Personnel Benefits	0	1,579	1,968	389
2100 Travel & Trans of Persons	0	3,330	3,611	281
2200 Transportation of Things	0	1	1	0
2300 Rents, Comm & Utilities	0	411	446	35
2400 Printing & Reproduction	0	10	11	1
2500 Other Services	3,207	6,011	6,517	506
2600 Supplies and Materials	0	11	12	1
3100 Personal Property	0	263	285	22
<b>Total</b>	<b>3,207</b>	<b>16,599</b>	<b>19,022</b>	<b>2,423</b>

## D&CP – BUREAU OF ENERGY RESOURCES

### *Resource Summary*

(\$ in thousands)

Appropriations	FY 2011 Actual	FY 2012 Estimate	FY 2013 Request	Increase / Decrease
American Positions	26	53	75	22
Funds	3,140	11,451	16,871	5,420

### *Program Description*

After completing formation of the new Bureau of Energy Resources (ENR) in September 2011, the Department of State is now uniquely positioned to develop, harmonize, and promote U.S. energy security overseas. Energy security is vital to U.S. national security, encompassing a complex range of economic, environmental, foreign policy, and development priorities that affect domestic and international policy. The recognition of the importance of energy policy to U.S. strategic interests was the foundation for the first Quadrennial Diplomacy and Development Review's (QDDR) recommendation to create ENR.

ENR will continue adding capacity to strengthen market incentives to transform the future of energy supplies, deepening the Department's human resource expertise on energy matters, and institutionalizing improved capabilities to engage more broadly and deeply on U.S. global energy priorities. Specifically, ENR will continue to work closely with the Bureau of Economic and Business Affairs (EB) and the Bureau of Oceans and Environmental and Scientific Affairs (OES) to leverage existing Departmental capacity in energy governance and transparency, export promotion, and development, to maximize engagement with leading energy producing and consuming countries. Other U.S. agencies and departments have valuable roles to play in managing energy programs that promote sound sector development and reforms (U.S. Agency for International Development), researching new technologies (Department of Energy), and leveraging private sector investment in the global energy sector (*e.g.*, the Overseas Private Investment Corporation (OPIC), the Export-Import Bank of the United States (EX-IM) and the United States Trade and Development Agency (USTDA)). ENR is well placed to leverage the Under Secretary of State for Economic Growth, Energy, and the Environment's Board and Alternate Board seats and influence with OPIC, EX-IM, USTDA and International Financial Institutions like the World Bank and Inter American Development Bank to harmonize U.S. votes with an Energy Security Strategy. ENR also leverages existing Department leadership positions in International Organizations. These include the Department's Governing Board seat in the International Energy Agency (IEA) and representation in the International Energy Forum. The Department also holds the U.S. Steering Committee position for the U.S. – Brazil Biofuels Memorandum of Understanding, and lead the Energy and Climate Partnership of the Americas and other regional dialogues, and lead programs in energy governance and shale gas.

ENR provides guidance to the U.S. interagency in: aligning energy sector assistance efforts to support and realize broader U.S. foreign policy objectives; developing a coordinated message for U.S. engagement on energy sector supply, demand, and sector management issues; promoting an environmentally responsible utilization of natural gas as a bridge to a clean energy future; and encouraging the development of new clean energy technologies and their deployment in a broad, sustainable way.

One of the key outcomes of ENR's implementation was to align the energy diplomacy strategy with an organizational structure that adds value to U.S. national efforts on energy security. The Deputy Assistant

## D&CP – BUREAU OF ENERGY RESOURCES

Secretary (DAS) for Energy Diplomacy coordinates diplomatic efforts to secure reliable and affordable supplies of oil, gas, and coal. The DAS for Energy Transformation leads a team to advance market and regulatory reforms globally that will create financial models for renewable energy and drive development and application in critical countries, from emerging markets like China and India to countries in transition like Iraq and Pakistan. The DAS for Governance and Development focuses on the governance arrangements to build transparent markets and confront energy poverty. A key focus is to stimulate commercial investments that can be viable and environmentally sustainable for the poor.

In pursuing ENR’s current plan, the Bureau will test the viability of four regional hubs to project energy diplomacy around the globe. Hubs are planned for Istanbul, Singapore, Johannesburg, and Rio de Janeiro. Each hub will have a specialist on geopolitics, energy program implementation, and green technology. This field presence will intensify engagement with regional partners, increase the involvement of the Department’s embassies in energy issues, and draw energy into the mainstream priorities of the regional bureaus.

### *Performance*

This indicator will help decrease energy poverty and potentially provide electricity to the 1.3 billion people who lack it.

<b>Strategic Goal 5: Support American prosperity through economic diplomacy</b>				
Active Performance Indicator	NEW INDICATOR: An increasing proportion of the 1.3 billion people currently without access to electricity again access.			
<b>PRIOR YEAR RATINGS TREND</b>				
FY 2007	FY 2008	FY 2009	FY 2010	FY 2011
N/A	N/A	N/A	N/A	New Indicator, No Rating
<b>TARGETS AND RESULTS</b>				
FY 2013 Target	Development in key U.S. Government priority countries expands as access to electricity increases. Engage APEC and ASEAN on phasing out fossil fuel subsidies while instituting targeted subsidies for the poorest. Work with the multilateral development banks and other international partners to adopt U.S. principles in promoting access to energy in developing economies. Access to power increases in Haiti, Iraq, Pakistan, and other priority countries.			
FY 2012 Target	Develop a G-20 diplomatic support strategy, including the U.S. role in phasing out fossil fuel subsidies in key countries while also introducing targeted subsidies for the poorest. Build resources and capacity to implement projects to merge entrepreneurship, technology and viable markets. Identify foreign aid strategies to make viable commercial investment strategies in Haiti and India. Develop a coordinated international strategy to help poor countries develop commercially viable models for energy access.			
FY 2011 Target	Encourage implementation of the G-20 commitment to phase out inefficient fossil fuels subsidies. Work with the interagency to evaluate the tradeoffs between economic development and climate change goals. Engage key countries (Pakistan, Iraq, Nigeria) on power sector reform issues.			
FY 2011 Rating and Result	Rating: Data Not Yet Available. No Rating			

## D&CP – BUREAU OF ENERGY RESOURCES

Impact	The performance of this indicator will help decrease energy poverty and potentially provide electricity to the 1.3 billion people who lack it.
<b>VERIFICATION AND VALIDATION</b>	
Methodology	Working with Departments of Energy, Commerce, The Interior, and Treasury. Coordination with International Energy Agency, World Bank, and other international organizations.
Data Source and Quality	No data yet as this is a new bureau established in September 2011. Expected report date FY 2013.

There is a lack of a cohesive, unified energy security strategy for the U.S. Government. This strategy will serve as a roadmap for global energy policies.

<b>Strategic Goal 5: Support American prosperity through economic diplomacy</b>				
Active Performance Indicator	NEW INDICATOR: Establishment and promulgation of an Energy Security Strategy.			
<b>PRIOR YEAR RATINGS TREND</b>				
FY 2007	FY 2008	FY 2009	FY 2010	FY 2011
N/A	N/A	N/A	N/A	New Indicator, No Rating
<b>TARGETS AND RESULTS</b>				
FY 2013 Target	Ensure the principles of the Energy Security Strategy are included in all energy and economics related training within the Department. Engage major international organizations and financial institutions to encourage the adoption of similar strategies and priorities globally.			
FY 2012 Target	Ensure the Energy Security Strategy is widely promulgated throughout the Department, both domestically and internationally. Work with regional bureaus and U.S. Missions to ensure the strategy is included in the allocation of resource planning in energy consuming and producing countries. Work to reconcile discrepancies in various regional priorities. Promulgate within the interagency.			
FY 2011 Target	Consult broadly within State to draft an Energy Security Strategy. Engage with various offices to ensure there is broad departmental consensus on strategic goals and means of implementation. Consult within the interagency to ensure there is a broad consensus on how to reconcile and coordinate various environmental, energy security, national security and development priorities.			
FY 2011 Rating and Result	Rating: New Indicator, No Rating N/A			
Impact	This indicator will greatly benefit the alignment of U.S. Government strategic goals and implementation on all energy security issues.			
<b>VERIFICATION AND VALIDATION</b>				
Methodology	Coordinated within the department and engage with interagency to obtain a consensus on energy security priorities.			
Data Source and Quality	No data yet as this is a new bureau established September 2011. Expected report date FY 2013.			

## D&CP – BUREAU OF ENERGY RESOURCES

There is a lack of a global common ground for best practices in the energy sector. Transparency will be the key principle to expand engagement and good governance.

<b>Strategic Goal 5: Support American prosperity through economic diplomacy</b>				
Active Performance Indicator	NEW INDICATOR: Transparency and governance principles are adopted by the international community.			
<b>PRIOR YEAR RATINGS TREND</b>				
FY 2007	FY 2008	FY 2009	FY 2010	FY 2011
N/A	N/A	N/A	N/A	New Indicator, No Rating
<b>TARGETS AND RESULTS</b>				
FY 2013 Target	In coordination with the G-20, promote the widespread adoption of the principles underlying the Energy Security Through Transparency Act (ESTT). Include Extractive Industries Transparency Initiative (EITI) in major energy dialogues with partner countries. Create a global common ground for investment practice in extractive industries. Expand work on conflict minerals and the promulgation of Voluntary Principles.			
FY 2012 Target	Gain G-20 support for the principles underlying the Energy Security Through Transparency (ESTT) Act. Expand cooperation on EITI, working to expand application of EITI among major resource rich nations. Engage China on advocating EITI principles in its investments and engagement in Africa, Asia, and Latin America.			
FY 2011 Target	Actively promote U.S. Government leadership in EITI and Voluntary Principles.			
FY 2011 Rating and Result	Rating: New Indicator, No Rating N/A			
Impact	It will enable the necessary guidelines for best business practices in the energy sector and expand cooperation in support of the G-20.			
<b>VERIFICATION AND VALIDATION</b>				
Methodology	Through the transparency initiative, working to expand application of EITI among major resource rich nations.			
Data Source and Quality	No data yet as this is a new bureau established in September 2011. Expected report date FY 2013.			

## D&CP – BUREAU OF ENERGY RESOURCES

This indicator provides a measure of the availability of non-oil energy sources on world markets.

<b>Strategic Goal 5: Support American prosperity through economic diplomacy</b>							
Active Performance Indicator		Percentage of world energy supplies from non-oil sources.					
Prior Year Results and Ratings				FY 2011		Planned Targets	
FY 2007	FY 2008	FY 2009	FY 2010	Target	Result and Rating	FY 2012	FY 2013
64.2%	64.7%	65.4% [Baseline]  New Indicator, No Rating	65.4%  ◀▶ On Target	65.4%	65.4%  ◀▶ On Target	65.8%	65.9%
Impact		This indicator demonstrates that oil prices, as well as concern about the environmental impacts of fossil fuel use and strong government incentives for increasing the use of renewables and non-oil sources in many countries around the world, improve the prospects for non-oil sources worldwide.					
Methodology		Data source and methodology: U.S. Department of Energy, Energy Information Administration, World Energy Projections Plus, May 2009 ( <a href="http://www.eia.doe.gov/oiaf/ieo/world.html">http://www.eia.doe.gov/oiaf/ieo/world.html</a> )					
Data Source and Quality		US Department of Energy - Energy Information Administration projections. The Data Quality Assessment revealed no significant data limitations.					

### *Justification of Request*

The Department's FY 2013 request of \$16.9 million maintains current services and the support of key initiatives. The request also reflects a net increase of \$5.4 million to support 22 new positions, as well as a decrease of \$24,000 in efficiency savings from reductions in advisory contracts, travel of people and things, printing, and supplies.

## D&CP – BUREAU OF ENERGY RESOURCES

### *Resource Summary*

	Positions					Funds (\$ in thousands)		
	American				Pos	Bureau	American	Funds
	CS	FS Dom	Overseas	FSN	Total	Managed	Salaries	Total
FY 2011 Actual	14	12	0	0	26	0	3,140	3,140
FY 2012 Estimate	31	22	0	0	53	4,331	7,120	11,451
<b>FY 2013 Built-in Changes</b>								
Administrative Savings	0	0	0	0	0	(24)	0	(24)
American COLA	0	0	0	0	0	1	20	21
Domestic Inflation	0	0	0	0	0	12	0	12
Total Built-in Changes	0	0	0	0	0	(11)	20	9
FY 2013 Current Services	31	22	0	0	53	4,320	7,140	11,460
<b>FY 2013 Program Changes</b>								
New Positions	10	10	2	0	22	2,566	2,845	5,411
Total Program Changes	10	10	2	0	22	2,566	2,845	5,411
FY 2013 Request	41	32	2	0	75	6,886	9,985	16,871

### *Staff by Program Activity*

(positions)

Bureau of Energy Resources	FY 2011 Actual	FY 2012 Estimate	FY 2013 Request	Increase / Decrease
Conduct of Diplomatic Relations	26	53	75	22
<b>Total</b>	<b>26</b>	<b>53</b>	<b>75</b>	<b>22</b>

### *Funds by Program Activity*

(\$ in thousands)

Bureau of Energy Resources	FY 2011 Actual	FY 2012 Estimate	FY 2013 Request	Increase / Decrease
Conduct of Diplomatic Relations	3,140	11,451	16,871	5,420
<b>Total</b>	<b>3,140</b>	<b>11,451</b>	<b>16,871</b>	<b>5,420</b>



## D&CP – BUREAU OF ENERGY RESOURCES

### *Program Activities*

Department Of State	Positions			Funds (\$ in thousands)			
	American		FSN	Pos	Bureau	American	Funds
	Domestic	Overseas		Total	Managed	Salaries	Total
Conduct of Diplomatic Relations	73	2	0	75	6,886	9,985	16,871
<b>Total</b>	<b>73</b>	<b>2</b>	<b>0</b>	<b>75</b>	<b>6,886</b>	<b>9,985</b>	<b>16,871</b>

### *Staff by Domestic Organization Unit* (positions)

Bureau of Energy Resources	FY 2011 Actual	FY 2012 Estimate	FY 2013 Request	Increase / Decrease
Deputy Assistant Secretary for Energy Diplomacy	10	16	16	0
Deputy Assistant Secretary for Energy Governance and Access	8	16	16	0
Deputy Assistant Secretary for Energy Transformation	3	15	15	0
Office of the Assistant Secretary	5	6	28	22
<b>Total</b>	<b>26</b>	<b>53</b>	<b>75</b>	<b>22</b>

### *Funds by Domestic Organization Unit* (\$ in thousands)

Bureau of Energy Resources	FY 2011 Actual	FY 2012 Estimate	FY 2013 Request	Increase / Decrease
Deputy Assistant Secretary for Energy Diplomacy	1,229	3,051	3,691	640
Deputy Assistant Secretary for Energy Governance and Access	1,040	2,680	3,034	354
Deputy Assistant Secretary for Energy Transformation	480	3,400	3,990	590
Office of the Assistant Secretary	391	2,320	6,156	3,836
<b>Total</b>	<b>3,140</b>	<b>11,451</b>	<b>16,871</b>	<b>5,420</b>

## D&CP – BUREAU OF ENERGY RESOURCES

### *Funds by Object Class*

(\$ in thousands)

Bureau of Energy Resources	FY 2011 Actual	FY 2012 Estimate	FY 2013 Request	Increase / Decrease
1100 Personnel Compensation	985	2,360	3,333	973
1200 Personnel Benefits	702	1,640	2,309	669
2100 Travel & Trans of Persons	1,000	6,227	9,476	3,249
2200 Transportation of Things	30	90	130	40
2300 Rents, Comm & Utilities	50	144	207	63
2400 Printing & Reproduction	20	51	73	22
2500 Other Services	353	926	1,322	396
2600 Supplies and Materials	0	13	21	8
<b>Total</b>	<b>3,140</b>	<b>11,451</b>	<b>16,871</b>	<b>5,420</b>

## D&CP – POLITICAL-MILITARY AFFAIRS

### *Resource Summary*

(\$ in thousands)

Appropriations	FY 2011 Actual	FY 2012 Estimate	FY 2013 Request	Increase / Decrease
American Positions	276	275	256	(19)
Funds	43,059	42,565	40,797	(1,768)

### *Program Description*

The Bureau of Political-Military Affairs (PM) is the Department of State's principal interface with the Department of Defense (DOD) and pursues a broad but integrated series of missions within seven overarching goals: improving global security through strengthened partner military capabilities; ensuring defense policy is consistent with foreign policy; securing worldwide stockpiles of military weaponry; managing defense trade consistent with national security objectives; providing diplomatic support that facilitates U.S. military operations; contributing to the development of an integrated U.S. Government political-military community; and demonstrating excellence in leadership and management.

These goals provide significant support to the Administration's Joint Strategic Goals to: counter threats to the United States and the international order, and advance civilian security around the world; effectively manage transitions in frontline states; and expand and sustain the ranks of prosperous, stable, and democratic states by promoting effective, accountable, democratic governance, respect for human rights, sustainable, broad-based economic growth, and well-being.

PM is at the forefront of a number of key priorities identified by the President and the Secretary of State. These include implementing the President's Export Control Reform Initiative, leading the U.S. Government's interagency response to piracy off the coast of Somalia, ensuring Israel's Qualitative Military Edge, and administering over \$8.0 billion of security assistance. PM manages the Pakistan Counterinsurgency Capability Fund and brings U.S. foreign policy considerations to bear on DOD's Pakistan Counterinsurgency Fund, both of which help Pakistan fight extremists along its border with Afghanistan. In Afghanistan, PM continues to synchronize DOD efforts to train and equip Afghan security forces through Afghanistan Security Forces Funds and provide increased support through the International Military Education and Training program for efforts to professionalize Afghanistan's military forces. PM also facilitates Iraqi civilian oversight of its military by transitioning to a normal defense trade and military assistance relationship. PM support to advance peace, security, and opportunity in the Greater Middle East includes coordinating the Gaza Counter Arms Smuggling Initiative and holding regular consultations with regional partners as part of the Gulf Security Dialogue. PM continues to provide dedicated support to implement an aggressive program that reduces the global threat of illicitly held or at-risk Man Portable Air Defense Systems (MANPADS) through safe and effective destruction efforts. PM also supports the reduction of MANPADS threats against aircraft by chairing the Interagency MANPADS Task Force directed by the White House, and leads department efforts to implement the Global Security Contingency Fund, which pools resources and expertise from the Department of State, DOD, and U.S. Agency for International Development to provide security sector and stabilization assistance for emergent challenges and opportunities.

PM provides expertise, assistance, and support to allied, partner, and friendly governments to help them meet their basic responsibilities to their own people and to the international system, and works to ensure foreign governments understand and support U.S. political-military policies, collaborate to counter violent

## **D&CP – POLITICAL-MILITARY AFFAIRS**

extremists, maintain regional security, fight alongside or in place of U.S. military forces, and support international peace operations. PM helps build partner nations' and regional organizations' capacities to participate in United Nations and regional peacekeeping operations through the Global Peace Operations Initiative (GPOI). GPOI's primary focus through FY 2014 will be to develop sustainable, self-sufficient, indigenous peace support operations training capabilities and infrastructures in targeted partner countries and organizations. PM principals lead or co-lead over 30 bilateral and multilateral dialogues on military and security issues, including the trilateral U.S.-Australia-Japan talks, bilateral talks with several partners, and peacekeeping capacity-building discussions resulting from the President's strategic dialogues with China and India.

PM ensures that the sale and export of defense articles is transparent, consistent, and predictable, and is implemented in a manner that supports U.S. objectives, allies and friends, and U.S. defense manufacturers. PM oversees the purchase by other countries of new U.S. military equipment through Foreign Military Sales (FMS) and Direct Commercial Sales programs, by ensuring sales are properly reviewed for consistency with U.S. foreign policy and national security objectives, and is the Department of State's voting representative on the National Disclosure Policy Committee, which reviews all requests to disclose classified military information to foreign governments. Additionally, PM handles arms transfers and third-party transfers, disposal, and changes of end-use involving U.S.-origin equipment procured via FMS and all government to government grant assistance programs.

PM helps to ensure DOD strategic policies and military activities are consonant with U.S. foreign policy and Department activities by contributing foreign policy guidance to DOD global policies, strategies, and plans, including campaign, country, contingency, and operational plans. The U.S. Government will continue to review U.S. global force posture in FY 2013 and beyond through a DOD-led initiative to develop recommended posture changes that will gradually result in U.S. force posture modifications over the near, medium, and long term. PM continues to ensure that any changes in defense posture are fully vetted for foreign policy implications and that appropriate dialogues with allies and partners occur at every stage of the process.

PM coordinates Department of State review of DOD training deployments of U.S. military forces, including counternarcotics and counterterrorism activities, the Developing Countries Combined Exercise Program, and Joint Combined Exchange Training. This includes all Significant Military Exercise Briefs which are deemed politically or regionally significant and also reviewed by the White House. PM supports U.S. military operations through the negotiation of diplomatic agreements with foreign partners and by providing timely U.S. policy decision support to U.S. military leadership. These agreements support global force posture. Status of Forces Agreements, Defense Cooperation Agreements, Base Access Agreements, Transit Agreements, and Burden-Sharing Agreements continue to provide the framework under which U.S. military forces deploy and operate abroad, ensuring protection and access for military personnel and activities in foreign countries.

### ***Justification of Request***

The Department's FY 2013 request of \$40.8 million and 256 positions for the Political-Military Affairs Bureau maintains current services and reflects a reduction of \$2.0 million and 19 positions due to use of registration fee revenue to fund Directorate of Defense Trade Controls compliance personnel. In response to the President's Accountable Government Initiative, this request also includes a decrease of \$54,000 in efficiency savings from printing and other services.

## D&CP – POLITICAL-MILITARY AFFAIRS

### *Resource Summary*

	Positions					Funds (\$ in thousands)		
	American				Pos	Bureau	American	Funds
	CS	FS Dom	Overseas	FSN	Total	Managed	Salaries	Total
FY 2011 Actual	164	76	36	0	276	10,007	33,052	43,059
FY 2012 Estimate	164	75	36	0	275	9,630	32,935	42,565
<b>FY 2013 Built-in Changes</b>								
Administrative Savings	0	0	0	0	0	(54)	0	(54)
American COLA	0	0	0	0	0	16	148	164
Domestic Inflation	0	0	0	0	0	117	0	117
Total Built-in Changes	0	0	0	0	0	79	148	227
FY 2013 Current Services	164	75	36	0	275	9,709	33,083	42,792
<b>FY 2013 Program Changes</b>								
19 DDTC FTE Reduction	(19)	0	0	0	(19)	0	(1,995)	(1,995)
Total Program Changes	(19)	0	0	0	(19)	0	(1,995)	(1,995)
FY 2013 Request	145	75	36	0	256	9,709	31,088	40,797

### *Staff by Program Activity* (positions)

Bureau of Political-Military Affairs	FY 2011 Actual	FY 2012 Estimate	FY 2013 Request	Increase / Decrease
Conduct of Diplomatic Relations	269	268	249	(19)
International Security Affairs	268	268	249	(19)
Public Diplomacy - Program Costs	1	0	0	0
Policy Formulation	7	7	7	0
International Security Affairs	7	7	7	0
<b>Total</b>	<b>276</b>	<b>275</b>	<b>256</b>	<b>(19)</b>

### *Funds by Program Activity* (\$ in thousands)

Bureau of Political-Military Affairs	FY 2011 Actual	FY 2012 Estimate	FY 2013 Request	Increase / Decrease
Conduct of Diplomatic Relations	41,615	41,261	39,478	(1,783)
International Security Affairs	41,615	41,261	39,478	(1,783)

## D&CP – POLITICAL-MILITARY AFFAIRS

Bureau of Political-Military Affairs	FY 2011 Actual	FY 2012 Estimate	FY 2013 Request	Increase / Decrease
Policy Formulation	1,319	1,296	1,311	15
International Security Affairs	1,319	1,296	1,311	15
Public Diplomacy	125	8	8	0
Public Diplomacy - Program Costs	117	0	0	0
<b>Total</b>	<b>43,059</b>	<b>42,565</b>	<b>40,797</b>	<b>(1,768)</b>

### *Program Activities*

Department Of State	Positions			Funds (\$ in thousands)			
	American		FSN	Pos Total	Bureau Managed	American Salaries	Funds Total
	Domestic	Overseas					
Conduct of Diplomatic Relations	213	36	0	249	9,119	30,359	39,478
International Security Affairs	213	36	0	249	9,119	30,359	39,478
Policy Formulation	7	0	0	7	582	729	1,311
International Security Affairs	7	0	0	7	582	729	1,311
Public Diplomacy	0	0	0	0	8	0	8
<b>Total</b>	<b>220</b>	<b>36</b>	<b>0</b>	<b>256</b>	<b>9,709</b>	<b>31,088</b>	<b>40,797</b>

### *Staff by Domestic Organization Unit* (positions)

Bureau of Political-Military Affairs	FY 2011 Actual	FY 2012 Estimate	FY 2013 Request	Increase / Decrease
Congressional & Public Affairs	4	3	3	0
Counter Piracy and Maritime Security	6	6	6	0
Deputy Assistant Secretary for Defense Trade and Regional Security	2	2	2	0
Deputy Assistant Secretary for Management and Negotiations	1	1	1	0
Deputy Assistant Secretary for Plans, Programs, and Operations	1	1	1	0
Directorate for Defense Trade Controls	6	6	6	0
International Security Operations	10	10	10	0
Office of Defense Trade Controls Compliance	24	24	5	(19)
Office of Defense Trade Controls Licensing	45	45	45	0
Office of Defense Trade Controls Policy	6	6	6	0

## D&CP – POLITICAL-MILITARY AFFAIRS

Bureau of Political-Military Affairs	FY 2011 Actual	FY 2012 Estimate	FY 2013 Request	Increase / Decrease
Office of Plans, Policy, and Analysis	22	22	22	0
Office of Regional Security & Arms Transfers	25	25	25	0
Office of Weapons Removal and Abatement	19	19	19	0
Office of the Assistant Secretary	6	6	6	0
POLADS/SDE Coordination	4	4	4	0
Political Advisors	81	81	81	0
Security Negotiations and Agreements	1	1	1	0
State/Defense Exchange Officers	13	13	13	0
<b>Total</b>	<b>276</b>	<b>275</b>	<b>256</b>	<b>(19)</b>

### *Funds by Domestic Organization Unit*

(\$ in thousands)

Bureau of Political-Military Affairs	FY 2011 Actual	FY 2012 Estimate	FY 2013 Request	Increase / Decrease
Congressional & Public Affairs	588	467	473	6
Counter Piracy and Maritime Security	1,105	1,090	1,103	13
Deputy Assistant Secretary for Defense Trade and Regional Security	404	398	402	4
Deputy Assistant Secretary for Management and Negotiations	166	164	165	1
Deputy Assistant Secretary for Plans, Programs, and Operations	181	179	180	1
Directorate for Defense Trade Controls	1,005	994	1,006	12
International Security Operations	3,688	3,593	3,630	37
Office of Defense Trade Controls Compliance	2,885	2,885	618	(2,267)
Office of Defense Trade Controls Licensing	6,297	6,263	6,346	83
Office of Defense Trade Controls Policy	1,469	1,441	1,457	16
Office of Plans, Policy, and Analysis	3,621	3,584	3,629	45
Office of Regional Security & Arms Transfers	3,667	3,642	3,689	47
Office of Weapons Removal and Abatement	3,009	2,982	3,020	38
Office of the Assistant Secretary	1,319	1,296	1,311	15
POLADS/SDE Coordination	633	627	635	8
Political Advisors	11,104	11,051	11,199	148
Security Negotiations and Agreements	361	352	355	3
State/Defense Exchange Officers	1,557	1,557	1,579	22
<b>Total</b>	<b>43,059</b>	<b>42,565</b>	<b>40,797</b>	<b>(1,768)</b>

## D&CP – POLITICAL-MILITARY AFFAIRS

### *Funds by Object Class*

(\$ in thousands)

<b>Bureau of Political-Military Affairs</b>	<b>FY 2011 Actual</b>	<b>FY 2012 Estimate</b>	<b>FY 2013 Request</b>	<b>Increase / Decrease</b>
1100 Personnel Compensation	29,299	29,097	27,937	(1,160)
1200 Personnel Benefits	7,324	7,274	6,927	(347)
2100 Travel & Trans of Persons	1,291	1,242	1,023	(219)
2300 Rents, Comm & Utilities	883	850	857	7
2400 Printing & Reproduction	217	209	199	(10)
2500 Other Services	3,428	3,299	3,255	(44)
2600 Supplies and Materials	333	320	323	3
3100 Personal Property	284	274	276	2
<b>Total</b>	<b>43,059</b>	<b>42,565</b>	<b>40,797</b>	<b>(1,768)</b>



# D&CP – BUREAU OF INTERNATIONAL SECURITY AND NONPROLIFERATION

## *Resource Summary*

(\$ in thousands)

Appropriations	FY 2011 Actual	FY 2012 Estimate	FY 2013 Request	Increase / Decrease
American Positions	263	263	263	0
Funds	46,525	46,237	46,458	221

### *Program Description*

The Bureau of International Security and Nonproliferation (ISN) is responsible for managing a broad range of U.S. nonproliferation policies, programs, agreements, and initiatives. The proliferation of Weapons of Mass Destruction (WMD) and related materials, technologies, and expertise, and the fact that terrorists are trying to acquire them, is a preeminent challenge to American national security. Combating this threat through bilateral and multilateral diplomacy is one of the highest priorities of the Department of State. The ISN Bureau leads the Department's efforts to prevent the spread of WMD, whether nuclear, biological, chemical, or radiological, and their delivery systems. ISN also works to control transfers of destabilizing conventional weapons and dual-use goods and technologies. Through bilateral and multilateral diplomacy, ISN spearheads efforts to promote international consensus on the threats posed by WMD proliferation and on ways to address such threats, and works to shore up the credibility of the global nuclear nonproliferation regime.

#### **Iran and North Korean Challenges**

Because of the immediacy of the threats they pose, ISN's highest priority is to deal with the challenges presented by Iranian and North Korean WMD and missile ambitions. ISN provides diplomatic and technical expertise in support of the Department of State's efforts to maintain united international pressure on Iran to abide by its international nonproliferation obligations. ISN also contributes to the efforts to achieve the verifiable denuclearization of North Korea and address its other WMD and missile programs.

#### **Nuclear Nonproliferation Regime**

ISN works to strengthen the global nuclear nonproliferation regime by reinforcing the basic bargain of the Nuclear Non-Proliferation Treaty (NPT): countries with nuclear weapons will move toward disarmament; countries without nuclear weapons will not acquire them; and all countries can access peaceful benefits of nuclear energy if they abide by their nonproliferation obligations. ISN manages U.S. engagement in the global nuclear nonproliferation regime, and supports the President's Special Representative for Nuclear Nonproliferation. Having overseen a successful 2010 NPT Review Conference in May 2010, ISN is already preparing for the cycle leading to the next Review Conference in 2015. However, in each of the three years prior to this conference NPT Preparatory Conferences are held. ISN also manages U.S. engagement with the International Atomic Energy Agency (IAEA), and works particularly to strengthen the authority and capability of the IAEA to carry out its international safeguards program to prevent the diversion of nuclear material in peaceful use to weapons purposes. The IAEA is of increasing importance as the world turns to nuclear energy due to high oil prices and concerns about global warming. In addition, ISN manages the diplomatic aspects of U.S. Government efforts to establish an international fuel bank and other mechanisms for nuclear fuel assurances so that countries can operate their nuclear reactors without the need to undertake uranium enrichment and reprocessing, which inherently involve significant proliferation risks. ISN negotiates bilateral peaceful nuclear cooperation agreements that promote safe, secure, and safeguarded use of nuclear power. ISN also leads diplomatic efforts to reduce

## **D&CP – BUREAU OF INTERNATIONAL SECURITY AND NONPROLIFERATION**

the amount of weapons-grade highly enriched uranium and plutonium in the world and to make nuclear reactors and storage sites for weapons-grade nuclear materials more proliferation-resistant.

### **Preventing Proliferant Transfers**

ISN works to strengthen international capacity to interdict proliferation-related shipments, close off sources of proliferation funding, use sanctions to deter and punish proliferators, and help countries to improve their border security, export controls, and national legislation criminalizing proliferation activities. ISN seeks to strengthen the capacity of the international community to control, impede, and interdict proliferant transfers via its management of U.S. participation in the Australia Group (chemical/biological), the Nuclear Suppliers Group, the Missile Technology Control Regime, and the Wassenaar Arrangement (conventional weapons), as well as through its Export Control and Related Border Security Program. As part of this effort, ISN reviews thousands of visa applications and export licenses for proliferation risks. ISN spearheads U.S. efforts to promote implementation of UN Security Council Resolution 1540, which imposes a legally-binding obligation on countries to establish domestic controls to prevent proliferation. ISN has diplomatic responsibility for the Proliferation Security Initiative, a commitment by over 98 countries to take action to interdict WMD-related shipments. ISN co-chairs with the Department of the Treasury a committee that implements Executive Order 13382, which authorizes the U.S. Government to freeze assets and block transactions of designated entities and individuals engaged in proliferation activities.

### **WMD Terrorism**

Many of the tools ISN uses to combat WMD proliferation also contribute to combating WMD terrorism, but some efforts are focused specifically to counter the WMD terrorism threat. ISN leads the diplomatic aspects of the President's initiative to secure vulnerable nuclear materials worldwide within four years, playing a leading role in the Nuclear Security Summit of April 2010, implementing its outcomes, and preparing for its 2012 follow-on Summit. ISN supports the Secretary's Coordinator for Threat Reduction Programs, who resides within ISN. ISN also manages the 82-nation Global Initiative to Combat Nuclear Terrorism that aims to enhance partner states' and international capacities to combat and respond to this threat, and programs to prevent nuclear smuggling. ISN's Global Threat Reduction program focuses on regions and countries where the risks of terrorism and proliferation are greatest, seeking to engage scientists and other personnel with WMD-applicable expertise so they are not tempted to lend their expertise to terrorists or proliferant states. ISN also manages implementation of the Biological Weapons Convention (BWC), one tool to assist in the effort to combat WMD terrorism, in accordance with the 2009 National Strategy for Countering Biological Threats. The BWC Review Conference was held in December 2011.

### **Missile Proliferation**

ISN leads U.S. efforts to stem the proliferation of ballistic and cruise missiles, the most destabilizing potential delivery systems for WMD. The centerpiece of this effort is leadership of the Missile Technology Control Regime (MTCR), which seeks to deny technology to proliferant missile programs and coordinates international efforts to press countries to stop pursuing or supplying such programs. The combination of MTCR, export controls, interdiction, and sanctions makes proliferant missile programs in countries like Iran and North Korea more costly, time-consuming, and difficult to pursue.

### **Destabilizing Conventional Weapons**

Although the bulk of ISN's work is devoted to WMD and delivery system issues, considerable resources are also committed to stemming the proliferation of destabilizing conventional weapons, particularly through such multilateral efforts as the Wassenaar Arrangement on Export Controls for Conventional Arms and Dual-Use Goods and Technologies. ISN leads U.S. participation in international discussions to improve regulation of international trade in conventional arms, and is leading U.S. engagement in consultations preparing for the 2012 negotiations on an Arms Trade Treaty. ISN also leads

## D&CP – BUREAU OF INTERNATIONAL SECURITY AND NONPROLIFERATION

implementation of U.S. policy concerning U.S. and foreign commercial remote sensing satellites which, if not properly managed, can provide critical military advantages to adversary states and terrorists, and negotiates associated international agreements to control transfers of remote sensing satellites and technology.

### *Performance*

Armed with nuclear weapons, Iran would be a threat to the region and to U.S. interests in the Middle East. This indicator records U.S. and international progress in managing the Iranian challenge to the NPT and to regional and international security. Since the Department began tracking this indicator in FY 2006, Iran has continually refused to provide the International Atomic Energy Agency (IAEA) sufficient access and cooperation to provide assurances of the absence of undeclared nuclear activities. Iran concealed from the international community sensitive fuel cycle activities that are a significant step toward a nuclear weapons capability, pursued development of a nuclear warhead, and continues to develop ballistic missile capabilities.

<b>Strategic Goal 1: Counter threats to the United States and the international order, and advance civilian security around the world</b>				
Active Performance Indicator	Status of Iran's Nuclear Weapons Program and Adherence to Nuclear Nonproliferation Treaty Obligations.			
<b>PRIOR YEAR RATINGS TREND</b>				
FY 2007	FY 2008	FY 2009	FY 2010	FY 2011
▼ Below Target	▼ Below Target	▼ Below Target	▼ Below Target	▼ Below Target
<b>TARGETS AND RESULTS</b>				
FY 2013 Target	<ul style="list-style-type: none"> <li>• Negotiations with Iran continue until agreement on a long-term political settlement.</li> <li>• Iran maintains a full suspension of all proliferation-sensitive nuclear activities, verified by the IAEA.</li> <li>• IAEA inspections and investigations continue into any remaining outstanding issues.</li> <li>• Iran provides full cooperation such that the IAEA is able to conclude that Iran's nuclear program declarations appear correct and complete.</li> </ul>			
FY 2012 Target	<ul style="list-style-type: none"> <li>• Iran re-suspends all proliferation-sensitive nuclear activities, verified by the IAEA, and negotiations continue on a long-term political settlement.</li> <li>• IAEA inspections and investigations continue into any remaining outstanding issues with the aim of demonstrating that Iran's power program declarations are correct and complete.</li> <li>• A coalition of states is maintained to press Iran to comply with its international obligations and to implement measures against Iran's use of the international financial system to support proliferation and terrorist activities.</li> </ul>			
FY 2011 Target	<ul style="list-style-type: none"> <li>• Iran re-suspends all proliferation-sensitive nuclear activities, verified by the IAEA, and negotiations continue on a long-term political settlement.</li> <li>• IAEA inspections and investigations continue into any remaining outstanding issues with the aim of demonstrating that Iran's nuclear power program declarations are correct and complete.</li> <li>• A coalition of states is maintained to press Iran to comply with its international obligations and to implement measures against Iran's use of the international financial system to support proliferation and terrorist activities.</li> </ul>			

## D&CP – BUREAU OF INTERNATIONAL SECURITY AND NONPROLIFERATION

<p>FY 2011 Rating and Result</p>	<p>Rating: Below Target</p> <ul style="list-style-type: none"> <li>• The January 2011 meeting of the Permanent 5 Members of the UN Security Council (UNSC) and Germany (together, the P-5+1) and Iran failed to produce Iranian cooperation with the IAEA's requests for compliance with the six UNSC Resolutions (UNSCR) and ten IAEA Board of Governors resolutions calling on Iran to end its illicit nuclear activities;</li> <li>• The IAEA Director General reports on Iran in February, May, and September 2011 continued to call on Iran to address the international community's concerns.</li> <li>• In November 2011, the Director General issued a report providing a comprehensive description of the military aspects of Iran's nuclear program; the IAEA Board of Governors followed up with a P5+1-sponsored resolution censuring Iran.</li> <li>• In November 2011, State and Treasury announced new Iranian sanctions and designations.</li> <li>• Japan, South Korea, and Switzerland also adopted autonomous sanctions against Iran that go beyond UNSCR requirements.</li> </ul>
<p>Impact</p>	<p>An Iran armed with nuclear weapons would be a serious threat to international security. Despite continued Iranian intransigence, the United States is committed to its dual-track policy of engagement backed up with pressure. The U.S. works with the P5+1 group to arrive at a diplomatic solution. Pressure on Iran to change its strategic calculus is necessary to make Iran address the concerns.</p>
<p>Steps to Improve</p>	<p>Iran continues to refuse to comply with its international obligations, but the United States is committed to its dual-track policy of engagement backed up with pressure.</p>
<p>FY 2010 Rating and Result</p>	<p>Rating: Below Target</p> <p>While the P5+1 took unprecedented steps to engage with Iran, it was clear by the end of 2009 that Iran was not ready to engage. In keeping with a dual-track policy, the U.S. decided to pursue a UN Security Council Resolution (UNSCR) to encourage Iran to negotiate substantively and in good faith; in June, 2010, the Security Council adopted UNSCR 1929. The U.S. then worked with like-minded countries to ensure implementation and take additional, autonomous national measures to supplement the goal of bringing Iran to the table. In late 2010, Iran agreed to meet with the P-5+1 in Geneva; a second meeting was agreed to in 2011. While IAEA inspections have been ongoing in 2010, Iran refuses to answer questions about possible military dimensions to its nuclear program, and denies access to individuals and facilities, and has failed to halt its enrichment activities.</p>
<p>FY 2009 Rating and Result</p>	<p>Rating: Below Target</p> <p>Iran has continued to refuse to comply with its UNSC obligations. The Obama Administration conducted an extensive Policy Review on Iran, intended to identify ways to execute the President's policy objective of preventing Iran from acquiring a nuclear weapons capability while changing the tone of the interactions, including through direct engagement and diplomacy.</p>
<p>FY 2008 Rating and Result</p>	<p>Rating: Below Target</p> <p>Iran continued to refuse to re-suspend its proliferation-sensitive nuclear activities or to cooperate fully with the IAEA. In coordination with Treasury, a diplomatic track through unilateral, bilateral, and multilateral sanctions was pursued. In addition to UNSCRs 1696, 1737, and 1747, UNSCR 1803 was adopted in March 2008, imposing additional Chapter VII sanctions on Iran in an effort to get Iran to suspend its nuclear activities and engage in negotiations on the future of its nuclear program. UNSCR 1835 was adopted in September 2008, restating the obligations on Iran and demanding its compliance. The IAEA remained seized of the issue and, in February 2008, was presented with information that described in detail Iran's effort to develop a nuclear warhead, work that the U.S. Intelligence Community assessed was halted in late 2003.</p>

## D&CP – BUREAU OF INTERNATIONAL SECURITY AND NONPROLIFERATION

FY 2007 Rating and Result	Rating: Below Target Iran continued to refuse to re-suspend its proliferation-sensitive nuclear activities enrichment-related activity or to cooperate fully with the IAEA. The U.S. has pursued a diplomatic track through unilateral, bilateral, and multilateral sanctions in coordination with the Treasury Department. In addition to UN SCR 1696, two more resolutions were unanimously adopted (UNSCRs 1737 and 1747) and Chapter VII sanctions were imposed on Iran in an effort to achieve the desired impact of Iran suspending its proliferation-sensitive nuclear activities, cooperating fully with the IAEA, and engaging in negotiations on the future of its nuclear program. A third Chapter VII sanctions resolution, UNSCR 1803, was adopted in March 2008 when Iran continued to fail to comply with its UNSC and IAEA obligations.
<b>VERIFICATION AND VALIDATION</b>	
Methodology	On a daily basis, the Bureau of International Security and Nonproliferation monitors current events relating to Iran and consults with other Department and U.S. officials on U.S. policy vis-a-vis Iran.
Data Source and Quality	Intelligence reporting, embassy reporting, bilateral consultations, IAEA and UNSC reporting. Undeclared Iranian activities are inherently difficult to detect, and at times the IAEA may rely on information received from the Government of Iran that might be unreliable.

Acquisition of an operational nuclear device by al-Qaida or other terrorist organizations is a clear and present danger to U.S. and international security. ISN combats this threat by using all nonproliferation tools, including interdiction and sanctions, to assist in this effort, but the most direct tools are covered by this indicator. ISN manages the Global Initiative to Combat Nuclear Terrorism (GICNT) and works to establish global standards, improve security and safety at facilities handling nuclear or radioactive materials, combat nuclear smuggling, and employ scientists and technicians with nuclear weapons-related expertise to reduce possible incentives for them to share their expertise with terrorists.

<b>Strategic Goal 1: Counter threats to the United States and the international order, and advance civilian security around the world</b>				
Active Performance Indicator	Key Milestones Achieved in Combating Nuclear Terrorism.			
<b>PRIOR YEAR RATINGS TREND</b>				
FY 2007	FY 2008	FY 2009	FY 2010	FY 2011
New Indicator, No Rating	▲ Above Target	▼ Below Target	▼ Below Target	◀▶ On Target
<b>TARGETS AND RESULTS</b>				

## D&CP – BUREAU OF INTERNATIONAL SECURITY AND NONPROLIFERATION

FY 2013 Target	<ul style="list-style-type: none"> <li>• GINCT partners conduct eight activities to implement Principles.</li> <li>• GICNT adopts three official products that improve partner nation capabilities to combat nuclear terrorism and publishes them on GICNT website.</li> <li>• Perform two country assessments, secure donations for six projects, and organize six activities to counter nuclear smuggling, including advancing nuclear forensics.</li> <li>• Organize 23 program activities to engage Iraqi scientists with WMD-applicable expertise.</li> <li>• Fund 19 program activities to improve scientist awareness of nuclear security/safety objectives.</li> <li>• Wide support for highly enriched uranium (HEU) Guidelines, including publication by the International Atomic Energy Agency (IAEA).</li> <li>• Revise IAEA guidance on radioactive source export controls to improve assessments of importing states' abilities to safely and securely manage radioactive sources.</li> </ul>
FY 2012 Target	<ul style="list-style-type: none"> <li>• GICNT partners conduct eight activities to implement Principles.</li> <li>• Perform two country assessments, secure donations for 6 projects, and organize six activities to combat nuclear smuggling.</li> <li>• Organize 23 program activities to engage Iraqi scientists with WMD-applicable expertise.</li> <li>• Fund 20 program activities to improve scientist awareness of nuclear security/safety objectives.</li> <li>• At least 105 states make political commitment to controlling radioactive materials usable in a dirty bomb consistent with IAEA Code of Conduct on radioactive sources.</li> <li>• Report progress on HEU Guidelines at the 2012 Nuclear Security Summit.</li> </ul>
FY 2011 Target	<ul style="list-style-type: none"> <li>• New GICNT institutional structures are fully functional.</li> <li>• GICNT partners conduct eight activities to implement principles.</li> <li>• Organize 25 program activities to engage Iraqi scientists.</li> <li>• Fund 21 program activities to improve scientist awareness of nuclear security/safety.</li> <li>• Perform three country assessments, secure donations six projects, organize six activities to combat nuclear smuggling.</li> <li>• Finalize high-level Recommendations documents in IAEA Nuclear Security Series on the security of radioactive materials/nuclear materials.</li> <li>• Complete second Radiation Source Protection, Security Task Force Report for Congress that identifies gaps/provides recommendations on improving security of radioactive sources.</li> <li>• Two countries ratify amendment strengthening the Convention on Physical Protection of Nuclear Material (CPPNM).</li> </ul>
FY 2011 Rating and Result	<p>Rating: On Target</p> <ul style="list-style-type: none"> <li>• New GICNT structures, including the Implementation and Assessment Group and two working groups, are fully functional and in the process of developing best-practices documents for use by GICNT partnership.</li> <li>• GICNT partners conducted eight activities.</li> <li>• Organized 29 activities to engage Iraqi scientists with WMD-applicable skills.</li> <li>• Funded 21 activities to increase awareness of nuclear security/safety issues among scientists, technicians, and engineers worldwide.</li> <li>• Completed four country assessments, secured donations for 12 projects, and organized eight activities to combat nuclear smuggling.</li> <li>• Completed IAEA Nuclear Security Series on security of radiological and nuclear materials.</li> <li>• Submitted to Congress the "2010 Radiation Source Protection and Security Task Force Report."</li> <li>• Seven states ratify amendment strengthening CPPNM.</li> </ul>

## D&CP – BUREAU OF INTERNATIONAL SECURITY AND NONPROLIFERATION

Impact	<p>Failure to prevent terrorist acquisition of a nuclear weapon would be measurable and could be catastrophic; success in achieving the objective is more difficult to measure. However, raising awareness of nuclear scientists and foreign governments, and helping them combat nuclear smuggling decreases the chances of nonstate actors obtaining the expertise and materials necessary to make a weapon.</p>
FY 2010 Rating and Result	<p>Rating: Improved But Not Met</p> <ul style="list-style-type: none"> <li>• GICNT partners adopted revised Terms of Reference creating new leadership roles and formal decision-making mechanisms, and established an Implementation and Assessment Group with two working groups.</li> <li>• GICNT conducted eight activities to implement Principles, completed six activities with international, private cooperation.</li> <li>• Completed three country assessments, secured donations for eight projects (\$1.2m), organized eight projects to combat smuggling.</li> <li>• Organized 26 activities to engage Iraqi scientists/engineers and four activities to engage nuclear scientists worldwide.</li> <li>• Achieved consensus through the Nuclear Summit Communique and Workplan on language for HEU minimization.</li> <li>• Completed interagency report on feasibility of replacing radioactive sources usable in a 'dirty bomb' with alternative technologies.</li> <li>• 12 countries ratified CPPNM amendment.</li> </ul>
FY 2009 Rating and Result	<p>Rating: Improved But Not Met</p> <ul style="list-style-type: none"> <li>• Partners conducted 12 activities.</li> <li>• Spain hosted field exercise in Oct 2008; Netherlands to conduct a field training exercise in Nov 2009.</li> <li>• June 2009 Plenary included session devoted to enhancing nuclear security public-private-civil society relationships with substantive cooperation from private sector; Spanish field exercise included cooperation from local government.</li> <li>• U.S. and Russia agreed to activate and expand the GICNT's Implementation and Assessment Group to help transform the GICNT into a durable institution.</li> <li>• Organized 22 activities to engage Iraqi and five activities to engage Libyan, ex-WMD scientists.</li> <li>• Performed four new country assessments, secured funding for six new projects, and organized seven activities to combat nuclear smuggling.</li> <li>• 9 of 10 major radioactive source suppliers commit to implementing IAEA export controls for radioactive sources.</li> <li>• Agreed draft of a set of guidelines for minimization of HEU with France virtually completed.</li> </ul>
FY 2008 Rating and Result	<p>Rating: Above Target</p> <ul style="list-style-type: none"> <li>• 13 additional states endorse the GICNT, for a total of 75, already meeting the FY 2009 target. The Department will continue to invite others to become partners, but most of the key states are involved and the bureau will not retain this target for FY 2009.</li> <li>• Partner nations conducted 15 GICNT activities, but the bureau does not expect to continue at this high level.</li> <li>• The field exercise was conducted in October 2008.</li> <li>• Outreach to private sector was suspended per management.</li> <li>• 11 trainings events were conducted for Iraqi personnel and 9 for Libyan personnel.</li> <li>• Performed three new country assessments and secured funding for nine new projects to combat nuclear smuggling in countries of concern.</li> <li>• Six more states committed to security radioactive sources with IAEA standards, bringing the total to 94 states.</li> </ul>

## D&CP – BUREAU OF INTERNATIONAL SECURITY AND NONPROLIFERATION

FY 2007 Rating and Result	<p>Rating: New Indicator, No Rating</p> <ul style="list-style-type: none"> <li>• The Global Initiative began with 13 partners; there are now have over 50. During this first year of implementation, three senior-level political meetings were held -- in Morocco, Turkey, and Kazakhstan.</li> <li>• A small group of GI partners, called the Exercise Planning Group, was created to contribute to the development of exercises and scenario planning.</li> <li>• A two-year roadmap of activities was agreed, with 17 activities held in calendar year 2007, with at least one Plan of Work activity addressing each principle.</li> <li>• A GI web portal, called the Global Initiative Information Portal, has been created to manage GI information.</li> <li>• The GICNT received five statements of support from Fortune 500 companies.</li> <li>• Organized 13 activities to engage former WMD personnel in Iraq and Libya.</li> <li>• Completed four nuclear smuggling country assessments and funded 16 projects.</li> </ul>
<b>VERIFICATION AND VALIDATION</b>	
Methodology	On a daily basis, offices within the Bureau of International Security and Nonproliferation monitor and assess information received from the data sources.
Data Source and Quality	Performance data is developed from information from GICNT partners; consultations with foreign governments; IAEA documents and consultations; intelligence reporting; embassy reporting; and from ISN Non-proliferation, Anti-terrorism, Demining, and Related programs. The Data Quality Assessment revealed minor data limitations. Accurate information on terrorist activities is difficult to obtain.

As President Obama noted in his April 2009 speech in Prague, the 'basic bargain' of the Nuclear Non-Proliferation Treaty (NPT) remains sound: nuclear weapons states will move to disarmament, countries without nuclear weapons will not acquire them, and all can access peaceful uses of nuclear energy in accordance with NPT and international Atomic Energy Agency (IAEA) obligations and safeguards. This bargain has been put at risk by countries seeking nuclear weapons capabilities under the guise of peaceful uses. The U.S. needs to rebuild consensus among NPT Parties on the importance of the NPT, reach consensus on responses to NPT and IAEA noncompliance, and ensure that the IAEA has the authority and resources needed to police the nuclear nonproliferation system through its international safeguards.

<b>Strategic Goal 1: Counter threats to the United States and the international order, and advance civilian security around the world</b>				
Active Performance Indicator	Key Milestones in Strengthening the Nuclear Non-proliferation Treaty (NPT) and International Atomic Energy Agency (IAEA).			
<b>PRIOR YEAR RATINGS TREND</b>				
<b>FY 2007</b>	<b>FY 2008</b>	<b>FY 2009</b>	<b>FY 2010</b>	<b>FY 2011</b>
◀▶ On Target	◀▶ On Target	◀▶ On Target	◀▶ On Target	◀▶ On Target
<b>TARGETS AND RESULTS</b>				



## D&CP – BUREAU OF INTERNATIONAL SECURITY AND NONPROLIFERATION

FY 2013 Target	<ul style="list-style-type: none"> <li>• Parties continue to follow up on 2010 Review Conference Action Plan</li> <li>• Successful 2013 NPT Preparatory Committee meeting</li> <li>• Construction proceeds on Nuclear Material Laboratory</li> <li>• Additional states sign, have Board of Governors approval of, and/or bring into force comprehensive safeguards agreements, Additional Protocols, and where appropriate modified small quantities protocols.</li> </ul>
FY 2012 Target	<ul style="list-style-type: none"> <li>• NPT Parties continue to follow up on 2010 Review Conference Action Plan.</li> <li>• Successful 2012 NPT Preparatory Committee.</li> <li>• Construction begins on new IAEA Nuclear Material Laboratory.</li> <li>• Additional states sign, have Board of Governors approval of, and/or bring into force comprehensive safeguards agreements, Additional Protocols, and where appropriate modified small quantities protocols.</li> </ul>
FY 2011 Target	<ul style="list-style-type: none"> <li>• NPT Parties follow up on 2010 Review Conference Action Plan.</li> <li>• Plan for 2012 Preparatory Committee (PrepCom), the first in a series to prepare for the 2015 Review Conference.</li> <li>• IAEA member states agree on the Agency's 2012-13 Programme and Budget, with a real increase in budget.</li> <li>• Additional states sign, have Board of Governors approval of, and/or bring into force comprehensive safeguards agreements, Additional Protocols, and where appropriate modified small quantities protocols.</li> </ul>
FY 2011 Rating and Result	<p>Rating: On Target</p> <ul style="list-style-type: none"> <li>• In June 2011, the Permanent 5 Security Council members (P-5) reaffirmed the Action Plan and intent to work together in pursuit of their shared goals of nuclear disarmament and nuclear nonproliferation; they also shared views on how to respond to notification of withdrawal from the NPT and strengthen IAEA safeguards.</li> <li>• Planning for 2012 PrepCom is well underway; NPT Parties agreed Australia would chair the meeting and that it would be held in Vienna; U.S. consultations with Australia and other NPT parties continuing.</li> <li>• IAEA member states agreed on 2012-13 budget with a real increase in 2012, and only a price adjustment for 2013.</li> <li>• Eight states brought APs into force, three states brought comprehensive safeguards agreements into force, and six states concluded amended small quantities protocols.</li> </ul>
Impact	<p>The nuclear weapon states' commitment to nuclear disarmament is a key factor in gaining non-nuclear weapon state agreement to the NPT's nonproliferation objectives, so P-5 affirmation of this commitment was important. Gaining a real increase in the IAEA budget, though less than the U.S. wanted, was a significant step.</p>
FY 2010 Rating and Result	<p>Rating: On Target</p> <ul style="list-style-type: none"> <li>• RevCon exceeded expectations; all Treaty issues reviewed; progress made on all principal U.S. objectives. Final Document on substantive issues achieved for first time in 10 years, only the 5th time consensus achieved in the 8 RevCons since 1975.</li> <li>• Consensus reached on a plan of follow-on actions to strengthen each of the 3 NPT pillars, first time an NPT action plan has covered each pillar.</li> <li>• Future of Agency general discussions completed; Working Group on Financing the Agency's Activities established to address, inter alia, management reforms.</li> <li>• U.S. preparing to host IAEA inspections under Additional Protocol (AP).</li> <li>• Three states signed APs, two had APs approved by IAEA, and eight brought APs into force, for total of 101 APs in force; also, three states signed and seven brought comprehensive safeguards agreements into force.</li> </ul>

## D&CP – BUREAU OF INTERNATIONAL SECURITY AND NONPROLIFERATION

<p>FY 2009 Rating and Result</p>	<p>Rating: On Target</p> <ul style="list-style-type: none"> <li>• Buoyed by President's Prague speech pledging U.S. attention to all three pillars of the NPT, PrepCom completed work quickly and with more cohesion than in the recent past. Parties agreed on procedural matters including a substantive agenda for RevCon</li> <li>• Safeguards strengthened this year due to agreement on a real increase in IAEA budget for 2010, and to Japanese and U.S. contributions to fund a new IAEA safeguards analytical lab that ROK and others may also fund</li> <li>• The "2020 review" has evolved into open-ended meetings of IAEA states on the "Future of the Agency" in which the U.S. emphasizes the need for strengthened safeguards</li> <li>• The U.S. Additional Protocol entered into force in January 2009</li> <li>• Six more states signed Additional Protocols, and four ratified. Also five states had comprehensive safeguards agreements ratified, signed or approved by the IAEA</li> </ul>
<p>FY 2008 Rating and Result</p>	<p>Rating: On Target</p> <ul style="list-style-type: none"> <li>• The second session of the Preparatory Committee for the 2010 Review Conference completed its work, including a substantive discussion of all key issues and decisions on the venue, chairman, and other arrangements for the 2009 PrepCom.</li> <li>• Three Parties signed an Additional Protocol and 4 brought Protocols into force, bringing the total number 'in force' to 88. The IAEA determined that another 27 states had met its 'integrated safeguards' guidelines, bringing the total to 47 states. Parties also strengthened nuclear safety and security, as three more states made political commitments to follow the guidance in the Code of Conduct on the Safety and Security of Radioactive Sources.</li> <li>• The Department continued to pursue the recommendations for strengthening safeguards through bilateral consultations.</li> </ul>
<p>FY 2007 Rating and Result</p>	<p>Rating: On Target</p> <ul style="list-style-type: none"> <li>• Iran used procedural disputes to constrain time for debate of substantive issues at the 2007 PrepCom (e.g., objecting to a phrase about "reaffirming the need for full compliance with the Nonproliferation Treaty"). Other delegations held firm against these ploys in a display of international unity for the integrity of the Treaty review process that included most members of the Non-Aligned Movement. The PrepCom completed necessary work for the 2008 PrepCom, and discussed issues (e.g., how to deter withdrawal from the Treaty by violators). The Safeguards Committee lapsed, but the U.S. will pursue the Secretariat's 18 recommendations for strengthening safeguards in other IAEA fora. One state signed an Additional Protocol; five others brought Protocols into force. Eighty-five states now have Additional Protocols in force.</li> </ul>
<p><b>VERIFICATION AND VALIDATION</b></p>	
<p>Methodology</p>	<p>On a daily basis, the Bureau of International Security and Nonproliferation monitors international developments related to the NPT, the IAEA, and nuclear nonproliferation, and consults with others in the Department and the U.S. Government about U.S. policy approaches and tactics for accomplishing our objectives.</p>
<p>Data Source and Quality</p>	<p>Performance data is from UN, NPT, and IAEA documents, reports of UN and IAEA meetings, U.S. and other governments' statements and papers, embassy reporting, intelligence reporting, consultations with the IAEA, UN, and foreign government officials. The Data Quality Assessment revealed no significant data limitations.</p>

**D&CP – BUREAU OF INTERNATIONAL  
SECURITY AND NONPROLIFERATION**

***Justification of Request***

The Department’s FY 2013 request of \$46.5 million and 263 positions for the Bureau of International Security and Nonproliferation reflects current services and administrative savings. In response to the President's Accountable Government Initiative, this request also includes a decrease of \$97,000 in efficiency savings from reductions in contractual services.

***Resource Summary***

	Positions					Funds (\$ in thousands)		
	American				Pos	Bureau	American	Funds
	CS	FS Dom	Overseas	FSN	Total	Managed	Salaries	Total
FY 2011 Actual	242	20	1	0	263	17,424	29,101	46,525
FY 2012 Estimate	242	20	1	0	263	17,138	29,099	46,237
FY 2013 Built-in Changes								
Administrative Savings	0	0	0	0	0	(97)	0	(97)
American COLA	0	0	0	0	0	30	127	157
Domestic Inflation	0	0	0	0	0	161	0	161
Total Built-in Changes	0	0	0	0	0	94	127	221
FY 2013 Current Services	242	20	1	0	263	17,232	29,226	46,458
FY 2013 Request	242	20	1	0	263	17,232	29,226	46,458

**D&CP – BUREAU OF INTERNATIONAL  
SECURITY AND NONPROLIFERATION**

*Staff by Program Activity*  
(positions)

<b>Bureau of International Security and Nonproliferation</b>	<b>FY 2011 Actual</b>	<b>FY 2012 Estimate</b>	<b>FY 2013 Request</b>	<b>Increase / Decrease</b>
Conduct of Diplomatic Relations	247	247	247	0
Domestic Administrative Management	3	3	3	0
Domestic Financial Services	12	12	12	0
Domestic General Services	10	10	10	0
Domestic Personnel Services	17	17	17	0
International Security Affairs	195	195	195	0
Mission Direction	10	10	10	0
Information Resource Management	15	15	15	0
Public Diplomacy	1	1	1	0
Public Diplomacy - Program Costs	1	1	1	0
<b>Total</b>	<b>263</b>	<b>263</b>	<b>263</b>	<b>0</b>

*Funds by Program Activity*  
(\$ in thousands)

<b>Bureau of International Security and Nonproliferation</b>	<b>FY 2011 Actual</b>	<b>FY 2012 Estimate</b>	<b>FY 2013 Request</b>	<b>Increase / Decrease</b>
Conduct of Diplomatic Relations	39,311	39,114	39,297	183
Domestic Administrative Management	683	677	680	3
Domestic Financial Services	1,823	1,815	1,823	8
Domestic General Services	1,631	1,617	1,625	8
Domestic Personnel Services	2,621	2,618	2,630	12
International Security Affairs	28,846	28,722	28,854	132
Mission Direction	3,707	3,665	3,685	20
Information Resource Management	7,089	7,000	7,037	37
Public Diplomacy	125	123	124	1
Public Diplomacy - Program Costs	125	123	124	1
<b>Total</b>	<b>46,525</b>	<b>46,237</b>	<b>46,458</b>	<b>221</b>

**D&CP – BUREAU OF INTERNATIONAL  
SECURITY AND NONPROLIFERATION**

*Program Activities*

Department Of State	Positions			Funds (\$ in thousands)			
	American		FSN	Pos	Bureau	American	Funds
	Domestic	Overseas		Total	Managed	Salaries	Total
Conduct of Diplomatic Relations	246	1	0	247	11,854	27,443	39,297
Domestic Administrative Management	3	0	0	3	347	333	680
Domestic Financial Services	12	0	0	12	490	1,333	1,823
Domestic General Services	10	0	0	10	514	1,111	1,625
Domestic Personnel Services	17	0	0	17	519	2,111	2,630
International Security Affairs	194	1	0	195	7,410	21,444	28,854
Mission Direction	10	0	0	10	2,574	1,111	3,685
Information Resource Management	15	0	0	15	5,370	1,667	7,037
Public Diplomacy	1	0	0	1	8	116	124
Public Diplomacy - Program Costs	1	0	0	1	8	116	124
<b>Total</b>	<b>262</b>	<b>1</b>	<b>0</b>	<b>263</b>	<b>17,232</b>	<b>29,226</b>	<b>46,458</b>

**D&CP – BUREAU OF INTERNATIONAL  
SECURITY AND NONPROLIFERATION**

*Staff by Domestic Organization Unit*  
(positions)

<b>Bureau of International Security and Nonproliferation</b>	<b>FY 2011 Actual</b>	<b>FY 2012 Estimate</b>	<b>FY 2013 Request</b>	<b>Increase / Decrease</b>
Budget and General Services	10	10	10	0
Conventional Arms Threat Reduction	17	17	17	0
Cooperative Threat Reduction	10	10	10	0
Coordinator for Threat Reduction	2	2	2	0
Counterproliferation Initiatives	22	22	22	0
Deputy Assistant Secretary for Threat Reduction, Export Controls and Negotiation	3	3	3	0
Export Control Cooperation	16	16	16	0
Human Resource Division	19	19	19	0
Nonproliferation & Disarmament Fund	15	15	15	0
Office of Assistant Secretary	10	10	10	0
Office of the Executive Director	3	3	3	0
Regional Affairs	23	23	23	0
Resource Management Division	12	12	12	0
Technology Division	15	15	15	0
WMD/Terrorism	18	18	18	0
DAS for Counterproliferation	6	6	6	0
Deputy Assistant Secretary for Nuclear Nonproliferation Policy and Negotiations	2	2	2	0
Missile, Biological, and Chemical Nonproliferation	14	14	14	0
Multinational Nuclear & Security Affairs	12	12	12	0
Nuclear Energy, Safety and Security	20	20	20	0
Spec. Rep. Nuclear Nonproliferation	2	2	2	0
Strategic Communications and Outreach	11	11	11	0
<b>Total</b>	<b>262</b>	<b>262</b>	<b>262</b>	<b>0</b>

*Funds by Domestic Organization Unit*  
(\$ in thousands)

<b>Bureau of International Security and Nonproliferation</b>	<b>FY 2011 Actual</b>	<b>FY 2012 Estimate</b>	<b>FY 2013 Request</b>	<b>Increase / Decrease</b>
Budget and General Services	1,625	1,617	1,625	8
Conventional Arms Threat Reduction	3,046	3,027	3,042	15
Cooperative Threat Reduction	1,372	1,368	1,374	6

## D&CP – BUREAU OF INTERNATIONAL SECURITY AND NONPROLIFERATION

Bureau of International Security and Nonproliferation	FY 2011 Actual	FY 2012 Estimate	FY 2013 Request	Increase / Decrease
Coordinator for Threat Reduction	448	545	547	2
Counterproliferation Initiatives	3,253	3,240	3,255	15
Deputy Assistant Secretary for Threat Reduction, Export Controls and Negotiation	434	432	433	1
Export Control Cooperation	2,113	2,107	2,117	10
Human Resource Division	2,627	2,618	2,630	12
Nonproliferation & Disarmament Fund	1,942	1,937	1,946	9
Office of Assistant Secretary	3,707	3,665	3,685	20
Office of the Executive Director	683	677	680	3
Regional Affairs	3,377	3,363	3,379	16
Resource Management Division	1,823	1,815	1,823	8
Special Representative for Nuclear Nonproliferation	302	301	303	2
Strategic Planning and Outreach	8	8	8	0
Technology Division	7,089	7,000	7,037	37
WMD/Terrorism	2,578	2,568	2,580	12
DAS for Counterproliferation	1,001	995	1,000	5
Deputy Assistant Secretary for Nuclear Nonproliferation Policy and Negotiations	431	428	430	2
Missile, Biological, and Chemical Nonproliferation	2,020	2,012	2,020	8
Multinational Nuclear & Security Affairs	1,832	1,824	1,832	8
Nuclear Energy, Safety and Security	3,258	3,241	3,256	15
Strategic Communications and Outreach	1,445	1,439	1,446	7
<b>Total</b>	<b>46,414</b>	<b>46,227</b>	<b>46,448</b>	<b>221</b>

### *Staff by Post* (positions)

International Security and Nonproliferation (ISN)	FY 2011 Actual			FY 2012 Estimate			FY 2013 Request			Increase/ Decrease		
	Amer	FSN	Total	Amer	FSN	Total	Amer	FSN	Total	Amer	FSN	Total
Austria, Vienna	1	0	1	1	0	1	1	0	1	0	0	0
<b>Total</b>	<b>1</b>	<b>0</b>	<b>1</b>	<b>1</b>	<b>0</b>	<b>1</b>	<b>1</b>	<b>0</b>	<b>1</b>	<b>0</b>	<b>0</b>	<b>0</b>

**D&CP – BUREAU OF INTERNATIONAL  
SECURITY AND NONPROLIFERATION**

*Funds by Post*

(\$ in thousands)

Bureau of International Security and Nonproliferation	FY 2011 Actual	FY 2012 Estimate	FY 2013 Request	Increase / Decrease
Austria, Vienna	111	111	111	0
<b>Total</b>	<b>111</b>	<b>111</b>	<b>111</b>	<b>0</b>

*Funds by Object Class*

(\$ in thousands)

Bureau of International Security and Nonproliferation	FY 2011 Actual	FY 2012 Estimate	FY 2013 Request	Increase / Decrease
1100 Personnel Compensation	24,754	24,753	24,855	102
1200 Personnel Benefits	6,115	6,114	6,140	26
2100 Travel & Trans of Persons	3,424	3,361	3,382	21
2200 Transportation of Things	6	6	6	0
2300 Rents, Comm & Utilities	856	840	845	5
2400 Printing & Reproduction	211	207	208	1
2500 Other Services	9,846	9,667	9,725	58
2600 Supplies and Materials	651	639	643	4
3100 Personal Property	189	186	187	1
4100 Grants, Subsidies & Contributions	473	464	467	3
<b>Total</b>	<b>46,525</b>	<b>46,237</b>	<b>46,458</b>	<b>221</b>



## D&CP - ARMS CONTROL, VERIFICATION AND COMPLIANCE

### *Resource Summary*

(\$ in thousands)

Appropriations	FY 2011 Actual	FY 2012 Estimate	FY 2013 Request	Increase / Decrease
American Positions	142	142	142	0
Funds	32,672	30,812	30,992	180

### *Program Description*

The Department's 2010 Quadrennial Diplomacy and Development Review (QDDR) called for the expansion of the capabilities of the Under Secretary for Arms Control and International Security by establishing a new Bureau for Arms Control, Verification and Compliance (AVC). In FY 2011, AVC was created by merging the functions of the Bureau of Verification, Compliance and Implementation (VCI) with the arms control functions of the Bureau of International Security and Nonproliferation. This reorganization was directed by the Secretary of State to create a dedicated organization advocating for arms control, verification, compliance, and nonproliferation with the goal of better implementing key Presidential national security objectives as articulated in the President's April 2009 Prague speech, the National Security Strategy of 2010, the Nuclear Posture Review of 2010, and the Ballistic Missile Defense Review of 2010. AVC's focus, as called for by these documents, is to develop, secure agreement to, and lead the implementation of weapons of mass destruction (WMD) arms control, disarmament, transparency, and cooperative agreements and arrangements that protect the United States, its allies and friends, prevent or thwart proliferation of nuclear and other WMD and their delivery systems, and move the international community closer toward the President's vision of a stable and secure world without nuclear weapons and other WMD.

The QDDR reorganization has AVC placed as the lead on all bilateral and international efforts to develop, negotiate, and implement arms control policies to reduce the threat of WMD. This includes the use of existing agreements and the development of new accords, through verification and compliance tools, and programs for new transparency and confidence building measures. As a result, AVC has a much broader mandate beyond the activities of VCI and is now responsible for the arms control functions associated with the UN General Assembly, UN First Committee, Conference on Disarmament, UN Disarmament Committee, Comprehensive Nuclear Test-Ban Treaty Organization, Fissile Material Cutoff Treaty, Chemical Weapons Convention, and NATO nuclear weapons issues.

The creation of the AVC has revitalized the Department of State's ability to develop arms control tools and initiatives to address 21<sup>st</sup> Century realities. The reorganization realigned the missions of the ISN and AVC bureaus and since then the bureaus have worked closely together. For example, in the case of the Biological Weapons Convention (BWC), ISN has the overall policy lead of this nonproliferation issue while, consistent with its mission, AVC has responsibility for parts of the issue including the development of transparency and confidence measures for the BWC. AVC continues to exercise overall supervision (including oversight of policy and resources) within the Department of State on all matters relating to verification and compliance with international arms control, nonproliferation, and disarmament agreements or commitments, including the annual Compliance Report.

Since the President's historic Prague speech, the United States has made important and significant strides in reducing the threat from WMD. However, serious challenges remain that will need to be overcome in order to achieve further progress.

## **D&CP - ARMS CONTROL, VERIFICATION AND COMPLIANCE**

In FY 2013, the Bureau will continue to expand and invigorate efforts to meet the President's goals including:

**Nuclear Arms Reductions:** Under the direction of AVC's Assistant Secretary, who served as the head of delegation, the New START Treaty entered into force on February 5, 2011. AVC is now leading efforts to implement this agreement, including meetings of the Bilateral Consultative Commission, which occur three times a year. AVC is also leading international efforts to develop agreed proposals for negotiations on further nuclear reductions, transparency, and other disarmament steps. Next steps will involve a more complex array of systems, issues, and players; progress in the future will be more challenging.

**Verification Technology Requirements:** AVC continues efforts under its Congressionally-mandated Verification Assets Fund (V Fund). This program directly supports the preservation of critical verification assets and the development of new verification technologies and approaches to address the most difficult arms control and nonproliferation verification challenges. The verification technology requirements developed to support the use of these funds has become a baseline in the planning and budgeting processes for verification technology research and development programs for not only the Department of State but also within relevant defense, energy, and intelligence community organizations. The V Fund is directly impacted by budget constraints (including partner agencies) which retard progress in translation of requirements into funded technology programs.

**European Arms Control Architecture:** AVC has been at the forefront of Euro-Atlantic efforts to strengthen stability and security in Europe by updating its arms control architecture. AVC has made significant strides in this area by orchestrating the first revision in twelve years to the fifty-six party Vienna Document to improve and update transparency among military forces in Europe and leading multilateral consideration of ways to enhance the Open Skies Treaty so it can be used for more robust verification of other arms control agreements. However unresolved differences with Russia and "frozen conflicts" in Europe have precluded the start of negotiations using a unified NATO alliance approach toward a new framework for conventional arms control in Europe. Those "frozen conflicts" include those in Transnistria in Moldova, Nagorno-Karabakh in Azerbaijan, and South Ossetia and Abkhazia in Georgia.

**International Missile Defense Cooperation:** In support of the President's European Phased Adaptive Approach (EPAA), both the U.S.-Poland Ballistic Missile Defense Agreement and the U.S.-Romania Ballistic Missile Defense Agreement have entered into force. The focus in FY 2013 will be on implementing the EPAA and other regional missile defense architectures, and cooperating with Russia on missile defense. Gaining Russian cooperation is one of the major challenges that AVC faces and will need to address Russian concerns, while, at the same time, continuing efforts to deploy the most effective missile defenses possible to defend the United States, allies and friends.

**Enhanced Understanding of U.S. Perspectives; Moving to Shared Priorities:** Deepening collaboration with countries in Asia, the Middle East, Africa, and the Western Hemisphere has increased the international consensus on the need for the further arms control and disarmament activities laid out in the President's Prague Agenda. At the same time, outreach identified differences in perspectives that will need to be resolved.

AVC also is playing a central role in developing and implementing the strategy to secure international support for negotiation of a Fissile Material Cutoff Treaty and in developing the procedures and provisions necessary to ensure that such a treaty would be effectively verifiable and contribute to the long-term goal of establishing the conditions for a safe, secure world without nuclear weapons. Further, AVC leads the Administration's efforts to obtain Senate advice and consent to ratification of the

## D&CP - ARMS CONTROL, VERIFICATION AND COMPLIANCE

Comprehensive Nuclear-Test-Ban Treaty, secure international entry into force for that Treaty, and promote universal compliance with international treaties that the United States has ratified.

### *Performance*

The President's priority goal in the nuclear arena is implementation of concrete steps toward a world without nuclear weapons. A part of the foundation required to achieve that end is enhanced confidence and transparency among the Permanent 5 Members of the UN Security Council (P-5) and other states. U.S. engagement with Russia and the other P-5 states (UK, France, and China) involves finding common ground and agreeing on the scope and type of follow-on steps to pursue. The indicator below and the identified targets for 2011-2013 are in direct support of this Presidential priority.

<b>Strategic Goal 1: Counter threats to the United States and the international order, and advance civilian security around the world</b>				
Active Performance Indicator	Deeper nuclear reductions and transparency measures among Non-Proliferation Treaty (NPT) nuclear weapons states strengthen strategic ability			
<b>PRIOR YEAR RATINGS TREND</b>				
FY 2007	FY 2008	FY 2009	FY 2010	FY 2011
N/A	New Indicator, No Rating	◀▶ On Target	◀▶ On Target	◀▶ On Target
<b>TARGETS AND RESULTS</b>				
FY 2013 Target	<ul style="list-style-type: none"> <li>• New Strategic Arms Reduction Treaty (START) implementation is effective and efficient.</li> <li>• Continue efforts to seek deeper nuclear weapons reductions.</li> <li>• P-5 complete work on a shared nuclear weapons glossary.</li> <li>• P-5 completes work on one verification or transparency project agreed to in the P-5 forum.</li> </ul>			
FY 2012 Target	<ul style="list-style-type: none"> <li>• New START implementation is effective and efficient.</li> <li>• Based on NATO input, the U.S. develops and proposes to Russia a negotiations framework and policy proposals for deeper reductions that include strategic, non-strategic and non-deployed nuclear weapons.</li> <li>• Negotiations begin among the P-5 regarding transparency and confidence building measures.</li> <li>• P-5 continue to work on a shared nuclear weapons glossary and agree to establish a working group on verification challenges associated with nuclear disarmament.</li> </ul>			
FY 2011 Target	<ul style="list-style-type: none"> <li>• Discussions begin among the P-5 regarding reductions of P-5 arsenals and/or transparency measures.</li> <li>• P-5 agree to establish a working group to develop a glossary of nuclear weapons-related terminology.</li> </ul>			

## D&CP - ARMS CONTROL, VERIFICATION AND COMPLIANCE

FY 2011 Rating and Result	<p>Rating: On Target</p> <ul style="list-style-type: none"> <li>• New START Treaty entry into force. Initial Data Exchanges and inspections began.</li> <li>• Consultations began on whether and under what conditions NATO would be willing to support deeper reductions of U.S. forward-deployed non-strategic nuclear weapons.</li> <li>• Bilaterally raised with Russia via the Tauscher-Ryabkov channel the idea of follow-on nuclear reductions.</li> <li>• The P-5 held the first follow-up NPT RevCon meeting as well as a follow up to the transparency and mutual confidence discussion held in the London Conference on Confidence Building Measures towards Nuclear Disarmament in September 2009.</li> <li>• The P-5 approved continuing work on an agreed glossary of definitions for key nuclear terms and established a dedicated working group.</li> <li>• The P5 agreed, as part of a U.S. initiative, to renew efforts before the 2011 UN General Assembly to start Fissile Material Cutoff Treaty negotiations.</li> </ul>
Impact	Achieving outlined targets is central to making concrete progress toward the security and safety of a world free of nuclear weapons that the President committed to in his April 5, 2009 speech in Prague.
FY 2010 Rating and Result	<p>Rating: On Target</p> <ul style="list-style-type: none"> <li>• Russia and China provided more information regarding their forces and doctrines at a P-5 meeting and at the Non Proliferation Treaty (NPT) Review Conference.</li> <li>• U.S. pressed China on its nuclear force levels and transparency during bilateral consultations on the NPR, at the Conference on Disarmament, and at the NPT Review Conference although Chinese force levels continued to increase.</li> <li>• UK and France indicated that they are modernizing but not increasing force levels.</li> </ul>
FY 2009 Rating and Result	<p>Rating: On Target</p> <ul style="list-style-type: none"> <li>• Department MASINT R&amp;D requirements to support verification were articulated to the interagency</li> <li>• Cobra Judy Replacement (CJR) slipped due to manufacturing and procedural delays and cost overruns.</li> <li>• Key DOD Measurement and Signature Intelligence (MASINT) programs were protected from funding cuts.</li> <li>• Key MASINT sensor programs were deployed to assist verification.</li> </ul>
FY 2008 Rating and Result	<p>Rating: New Indicator, No Rating</p> <p>Review of procedures for the possible closure of the U.S. on site monitoring facility at Russia's Votkinsk missile factory was completed.</p> <p>A team was assembled and trained for START follow-on negotiations with Russia. CJR proceeded on schedule.</p> <p>Key DOD MASINT programs were protected from funding cuts.</p> <p>MASINT sensor programs were deployed to support critical verification needs.</p> <p>MASINT R&amp;D requirements were articulated at appropriate interagency forums.</p>
FY 2007 Rating and Result	<p>Rating: N/A</p> <p>Indicator and baseline established in FY 2008.</p>
<b>VERIFICATION AND VALIDATION</b>	
Methodology	The Bureau participates directly and/or leads the activities in support of the target goals. Additionally, the Bureau undertakes a rigorous review of all reporting and activities related to the target goals. The Bureau engages other countries and international organizations to further the target goals, and uses the outcomes of such meetings and engagements in its evaluation of performance.

## D&CP - ARMS CONTROL, VERIFICATION AND COMPLIANCE

Data Source and Quality	Data source and quality verified by independent and government-sponsored monitoring. Sources include outcomes and reports from bilateral and international organizations and meetings, as well as from Congressional deliberations and hearings. The Data Quality Assessment revealed no significant data limitations. Final assessment can be made only at the end of the fiscal year, as negotiations and meetings have not yet occurred/concluded.
-------------------------	---

The United States is committed to seeking nuclear force reductions and other concrete steps toward a world without nuclear weapons, to the goals articulated in the President's Prague Agenda, and to the Nuclear Posture Review (NPR). To mitigate the security risks along this trajectory, the U.S. Government must develop new detection and verification technologies and approaches, new ways of using existing technologies and approaches, and continue to deploy planned and operational systems to detect and verify clandestine nuclear weapons programs, foreign materials, and weapons production facilities and processes. The indicator and the identified targets for 2010-2013 directly support this Presidential priority.

<b>Strategic Goal 1: Counter threats to the United States and the international order, and advance civilian security around the world</b>				
Active Performance Indicator	Verification R&D programs focus on closing key detection and verification capability gaps identified in AVC's arms control R&D verification requirements document regarding nuclear weapons programs, foreign materials, and weapons production facilities and processes.			
<b>PRIOR YEAR RATINGS TREND</b>				
FY 2007	FY 2008	FY 2009	FY 2010	FY 2011
N/A	N/A	New Indicator, No Rating	◀▶ On Target	◀▶ On Target
<b>TARGETS AND RESULTS</b>				
FY 2013 Target	<ul style="list-style-type: none"> <li>• V Fund funds up to 5 projects to investigate cutting edge technologies, methodologies or approaches.</li> <li>• Program results inform development and implementation of relevant arms control, verification, and compliance policies, agreements and commitments.</li> <li>• Establishment and continuation of Department of Energy (DOE), Department of Defense (DOD) and Intelligence Community R&amp;D programs to address AVC-identified detection and verification gaps.</li> <li>• Promising R&amp;D programs, initially funded with AVC moneys, are pursued in greater depth by other agencies.</li> <li>• Planned critical intelligence collection programs key to verification, compliance and implementation are funded fully -- e.g., Cobra Judy Replacement, DOD Measurement and Signature Intelligence (MASINT) programs.</li> <li>• Key MASINT sensor programs and information analysis techniques to detect nuclear testing and ballistic missile launches are deployed to assist verification.</li> </ul>			

## D&CP - ARMS CONTROL, VERIFICATION AND COMPLIANCE

FY 2012 Target	<ul style="list-style-type: none"> <li>• V Fund funds up to 3 projects to investigate cutting edge technologies, methodologies or approaches.</li> <li>• Program results inform development &amp; implementation of relevant arms control, verification, &amp; compliance policies, agreements &amp; commitments.</li> <li>• DOE, DOD, &amp; IC agencies seek AVC input and/or invite AVC to sit on R&amp;D investment decision-making panels and start projects to address AVC-identified detection &amp; verification capability gaps.</li> <li>• Promising R&amp;D programs, initially funded by AVC, are pursued by other agencies.</li> <li>• Planned critical intelligence collection programs key to verification, compliance and implementation are funded fully -- e.g., Cobra Judy Replacement, DOD MASINT programs.</li> <li>• Key MASINT sensor programs and information analysis techniques are deployed to assist verification.</li> </ul>
FY 2011 Target	<ul style="list-style-type: none"> <li>• V Fund allocation and leveraging results in Department verification and transparency requirements, particularly for New START and follow-on agreements and identifying illicit nuclear weapons testing, being substantially reflected in other departments' R&amp;D programs.</li> <li>• Verification R&amp;D programs of other agencies focus on closing the detection and verification gaps identified in the Bureau's Verification Technology Research and Development Needs document.</li> <li>• Planned critical collection programs that support verification, compliance, and implementation are funded fully for the year -- e.g., Cobra Judy Replacement, DOD MASINT programs.</li> <li>• Key MASINT sensor programs are deployed to assist verification.</li> <li>• Radionuclide Collection Analysis of Alternatives (AOA) study is completed.</li> </ul>
FY 2011 Rating and Result	<p>Rating: On Target</p> <ul style="list-style-type: none"> <li>• Bureau technology requirements established and disseminated throughout Science &amp; Technology community. Seed monies provided through the V Fund have been allocated to twelve technical projects with community partners.</li> <li>• AVC, DOE and National Nuclear Security Agency jointly-sponsored calls for research and development projects, working groups and verification technology demonstration projects relating to nuclear testing and nuclear-related monitoring issues.</li> <li>• Agencies provided candidate projects for review and recommendation by interagency committees chaired by AVC.</li> <li>• Critical collection programs remained funded and supported.</li> </ul>
Impact	<p>Funding will enhance AVC efforts to verify compliance with relevant arms control policies, agreements and commitments. Closing identified detection and verification gaps will improve verification of weapons of mass destruction, missile and conventional treaties and agreements and provide capabilities to detect, manage, and mitigate potential security risks from noncompliance with these obligations.</p>
FY 2010 Rating and Result	<p>Rating: On Target</p> <ul style="list-style-type: none"> <li>• Seed monies provided through the V Fund have been allocated to over a dozen technical projects with community partners.</li> <li>• AVC, DOE and NNSA jointly-sponsored calls for research and development projects, working groups and verification technology demonstration projects relating to nuclear testing and nuclear-related monitoring issues.</li> <li>• Agencies provided candidate projects to the Verification and Monitoring Task Force.</li> <li>• Critical collection programs were fully funded.</li> </ul>
FY 2009 Rating and Result	<p>Rating: New Indicator, No Rating N/A</p>

## D&CP - ARMS CONTROL, VERIFICATION AND COMPLIANCE

<b>VERIFICATION AND VALIDATION</b>	
Methodology	All proposed V-Fund projects are evaluated prior to any contractual obligation. Evaluation is based on guidelines used by the National Academies of Science for program selection. All ongoing V-Fund programs are evaluation on an annual basis to ensure milestones are met and required deliverables are provided. Evaluations are based on simple "go-no go" criteria. Progress on other targets will be measured by examination of actual outcomes.
Data Source and Quality	Data sources will be both internal and external, including from other agencies and contracts. The Data Quality Assessment revealed no significant limitations. Final assessment can be made only at the end of the fiscal year, as results are not yet fully available.

### *Justification of Request*

The Department's FY 2013 request of \$31.0 million and 142 positions for the Bureau of Arms Control, Verification, and Compliance reflects current services and administrative savings. In response to the President's Accountable Government Initiative, this request also includes a decrease of \$82,000 in efficiency savings from proposed reductions in contractual services.

### *Resource Summary*

	Positions					Funds (\$ in thousands)		
	American			FSN	Pos Total	Bureau Managed	American Salaries	Funds Total
	CS	FS Dom	Overseas					
FY 2011 Actual	113	14	15	0	142	16,426	16,246	32,672
FY 2012 Estimate	113	14	15	0	142	14,566	16,246	30,812
<b>FY 2013 Built-in Changes</b>								
Administrative Savings	0	0	0	0	0	(82)	0	(82)
American COLA	0	0	0	0	0	61	80	141
Domestic Inflation	0	0	0	0	0	121	0	121
<b>Total Built-in Changes</b>	<b>0</b>	<b>0</b>	<b>0</b>	<b>0</b>	<b>0</b>	<b>100</b>	<b>80</b>	<b>180</b>
FY 2013 Current Services	113	14	15	0	142	14,666	16,326	30,992
FY 2013 Request	113	14	15	0	142	14,666	16,326	30,992

## D&CP - ARMS CONTROL, VERIFICATION AND COMPLIANCE

### *Staff by Program Activity* (positions)

Arms Control, Verification and Compliance	FY 2011 Actual	FY 2012 Estimate	FY 2013 Request	Increase / Decrease
Conduct of Diplomatic Relations	142	142	142	0
International Security Affairs	142	142	142	0
<b>Total</b>	<b>142</b>	<b>142</b>	<b>142</b>	<b>0</b>

### *Funds by Program Activity* (\$ in thousands)

Arms Control, Verification and Compliance	FY 2011 Actual	FY 2012 Estimate	FY 2013 Request	Increase / Decrease
Conduct of Diplomatic Relations	32,672	30,812	30,992	180
International Security Affairs	32,672	30,812	30,992	180
<b>Total</b>	<b>32,672</b>	<b>30,812</b>	<b>30,992</b>	<b>180</b>

### *Program Activities*

Department Of State	Positions			Funds (\$ in thousands)			
	American		FSN	Pos Total	Bureau Managed	American Salaries	Funds Total
	Domestic	Overseas					
Conduct of Diplomatic Relations	127	15	0	142	14,666	16,326	30,992
International Security Affairs	127	15	0	142	14,666	16,326	30,992
<b>Total</b>	<b>127</b>	<b>15</b>	<b>0</b>	<b>142</b>	<b>14,666</b>	<b>16,326</b>	<b>30,992</b>

### *Staff by Domestic Organization Unit* (positions)

Arms Control, Verification and Compliance	FY 2011 Actual	FY 2012 Estimate	FY 2013 Request	Increase / Decrease
Office of Assistant Secretary	19	19	20	1
CTBT Preparatory Commission	2	2	2	0
Deputy Assistant Secretary for Nuclear and Strategic Policy	2	2	2	0
Deputy Assistant Secretary for Space and Defense Policy	2	2	3	1
Euro-Atlantic Security Affairs	12	12	10	(2)



## D&CP - ARMS CONTROL, VERIFICATION AND COMPLIANCE

Arms Control, Verification and Compliance	FY 2011 Actual	FY 2012 Estimate	FY 2013 Request	Increase / Decrease
Missile Defense and Space Policy	11	11	10	(1)
Multilateral and Nuclear Affairs	14	14	15	1
Nuclear Risk Reduction Center	21	21	20	(1)
Office of Chemical and Biological Weapons Affairs	14	14	14	0
Office of Verification Operations	0	13	13	0
Principal Deputy Assistant Secretary for Arms Control Policy and Technology	2	2	2	0
Strategic Affairs	14	14	15	1
U.S. Chief Delegate CFE, JCG	2	2	2	0
U.S. Commissioner INF, U.S. Rep. Moscow Treaty	0	0	1	1
U.S. Rep Conf. on Disarmament	6	6	6	0
U.S. Rep Prohibition Chem Weapons	5	5	5	0
Verification and Transparency Technologies	16	16	15	(1)
<b>Total</b>	<b>142</b>	<b>155</b>	<b>155</b>	<b>0</b>

### *Funds by Domestic Organization Unit*

(\$ in thousands)

Arms Control, Verification and Compliance	FY 2011 Actual	FY 2012 Estimate	FY 2013 Request	Increase / Decrease
Office of Assistant Secretary	3,244	3,179	3,195	16
CTBT Preparatory Commission	583	562	565	3
Deputy Assistant Secretary for Nuclear and Strategic Policy	309	304	306	2
Deputy Assistant Secretary for Space and Defense Policy	402	391	393	2
Euro-Atlantic Security Affairs	1,987	1,950	1,961	11
Missile Defense and Space Policy	1,905	1,866	1,878	12
Multilateral and Nuclear Affairs	3,752	3,621	3,643	22
Nuclear Risk Reduction Center	4,790	3,782	3,800	18
Office of Chemical and Biological Weapons Affairs	2,310	2,267	2,280	13
Office of Verification Operations	0	1,980	1,980	0
Principal Deputy Assistant Secretary for Arms Control Policy and Technology	293	289	290	1
Strategic Affairs	2,712	2,645	2,659	14
U.S. Chief Delegate CFE, JCG	803	768	772	4
U.S. Rep Conf. on Disarmament	1,841	1,771	1,784	13
U.S. Rep Prohibition Chem Weapons	2,706	2,576	2,593	17
Verification and Transparency Technologies	5,035	4,841	4,873	32

## D&CP - ARMS CONTROL, VERIFICATION AND COMPLIANCE

Arms Control, Verification and Compliance	FY 2011 Actual	FY 2012 Estimate	FY 2013 Request	Increase / Decrease
<b>Total</b>	32,672	32,792	32,972	180

### *Funds by Object Class*

(\$ in thousands)

Arms Control, Verification and Compliance	FY 2011 Actual	FY 2012 Estimate	FY 2013 Request	Increase / Decrease
1100 Personnel Compensation	13,626	13,739	13,806	67
1200 Personnel Benefits	3,375	3,397	3,414	17
2100 Travel & Trans of Persons	1,889	1,809	1,822	13
2200 Transportation of Things	11	0	0	0
2300 Rents, Comm & Utilities	440	459	462	3
2400 Printing & Reproduction	70	80	81	1
2500 Other Services	12,721	11,272	11,351	79
2600 Supplies and Materials	275	46	46	0
3100 Personal Property	265	10	10	0
<b>Total</b>	<b>32,672</b>	<b>30,812</b>	<b>30,992</b>	<b>180</b>

# D&CP – OFFICE OF THE CHIEF OF PROTOCOL

## *Resource Summary*

(\$ in thousands)

<b>Appropriations</b>	<b>FY 2011 Actual</b>	<b>FY 2012 Estimate</b>	<b>FY 2013 Request</b>	<b>Increase / Decrease</b>
American Positions	76	76	76	0
Funds	11,364	11,119	11,193	74

### *Program Description*

The Office of the Chief of Protocol (CPR) supports the President, the Vice President, the Secretary of State, and the Deputy Secretaries of State in matters of protocol. CPR supports official representational and diplomatic functions hosted by these individuals and oversees protocol matters arising from their travel abroad. The office takes the lead in planning, organizing, coordinating, and directing official visits by foreign leaders and dignitaries to the United States. The functional duties of the office include:

- Accreditation of foreign diplomatic, consular, and international organization personnel;
- Presentation of newly arrived foreign ambassadors to the President;
- Selection, purchase, and presentation of appropriate gifts for U.S. principals to present to foreign dignitaries;
- Receipt, registration, and storage of gifts presented to U.S. officials by foreign governments;
- Assisting, advancing and providing guidance for Presidential travel (in particular State Visits) abroad;
- Planning, organizing, and directing travel of Presidential Delegations;
- Planning and executing all ceremonial activities at State Department and supporting events of the President and Secretary of State abroad as needed;
- Management and administration of the President's guest house (Blair House); and
- Diplomacy and outreach efforts within the diplomatic community.

### **Visits**

CPR's Visits Division plans, arranges, coordinates, and directs programs for visiting heads of state and other high-level foreign dignitaries; coordinates foreign press arrangements for visits of dignitaries; coordinates port clearances of all high-ranking foreign dignitaries visiting the United States; assists in coordinating the credentialing of new ambassadors to the United States; provides support for the President's travel abroad; and coordinates travel of Presidential Delegations. The Visits Division also provides support, advice and accompanies the President and First Lady on trips abroad. In 2011, the Visits Division supported three State Visits (China, Germany and Korea), meetings with 294 foreign leaders and more than 25 private visits by Chiefs of State. The division coordinated logistics for the 20 Heads of Economies that attended APEC 2011 hosted by President Obama in Hawaii (as well as 14 other Pacific Island Leaders), supported the Ministerial meetings leading up the Leaders Meeting; arranged 15 Presidential Delegations abroad, and supported the 66th United Nations General Assembly. The division provided arrival and departure briefings to embassies detailing the new egov system covering the port courtesy program. The Visits Division in support of the Chief of Protocol assisted with or accompanied the President and Mrs. Obama on all trips abroad providing protocol guidance and advance staff.

### **Ceremonials**

The Ceremonials Division organizes ceremonial and official functions hosted by the Secretary of State and other high-ranking officials. The division assists with events that include participation of the

## **D&CP – OFFICE OF THE CHIEF OF PROTOCOL**

Diplomatic Corps in joint meetings, sessions of Congress, and other public events. The division maintains the U.S. Order of Precedence list and responds to public inquiries regarding flag protocol as well as forms of address, seating, and invitations. In 2011, the division facilitated over 148 representational events, including dinners, teas, luncheons, receptions, meetings, and breakfasts. In addition, the division assisted with 49 swearing-in ceremonies for senior officials and newly appointed U.S. ambassadors. The division also assists, as requested, with ceremonial and official functions hosted by the President, Vice President or Secretary of State abroad.

### **Diplomatic Partnerships**

The Diplomatic Partnerships Division (DPD) of the Office of the Chief of Protocol seeks to foster international goodwill and deepen bilateral and multilateral relationships while providing the Diplomatic Corps with greater insight and understanding of the American people, customs and institutions. The program furthers national interests and encourages international business investment while at the same time advancing the foreign policy goals of the United States by fostering an environment for mutual understanding and successful diplomacy. DPD pursues these goals through a broad range of new and unique programs and events, which build relationships, provide a forum for dialogue, and create opportunities for exchange between Chiefs of Diplomatic Missions and American leaders in a cross-section of fields. These forms of interaction not only constitute core strengths of American international engagement but also contribute significantly to new beginnings based on mutual respect and understanding. By sharing America's vast array of cultures and communities with the Chiefs of Mission, DPD builds bridges of knowledge and understanding with people everywhere. Diplomatic Partnerships has a number of programs including State of the Administration, *Experience America*, Diplomatic Partnership Roundtables, and Cultural Exchange events which work to bring a strategic focus to these objectives. In 2011, DPD held eight "State of the Administration" events; organized five cultural exchange events with five different embassies; held multiple issue roundtables with key stakeholders; and travelled to two U.S. cities with nearly 60 ambassadors and spouses for a total of eight days of economic exchange, cultural exchange, and interaction with community leaders.

### **Diplomatic Affairs**

The Diplomatic Affairs Division has responsibility for monitoring the agrément process (the process by which a government seeks accreditation for its diplomats in a foreign country) for foreign Ambassadors in the United States, as well as the presentation of their credentials to the Secretary of State and the President of the United States. This division also develops, establishes, and maintains U.S. Government policy regarding rights, privileges, and immunities accorded foreign diplomatic and consular officers and employees; determines the acceptability of diplomatic, consular, international organizations, and other foreign government personnel accredited to the United States; issues identification documents to such personnel; processes spouse and dependent employment requests; reviews and approves requests for the opening of consular and miscellaneous foreign government offices throughout the United States; investigates and resolves complaints and incidents involving foreign government representatives, and provides support and assistance to the diplomatic community in the United States. The Diplomatic Affairs Division is also responsible for processing White House tour requests submitted by the Diplomatic Community.

### **Blair House**

Blair House is the President's official guest house in Washington, and serves as the residence for foreign guests of the President. The Blair House Division is responsible for managing, operating and maintaining Blair House in impeccable condition, and for managing and supporting all official visits, events and ceremonies held at Blair House. In 2011, Blair House hosted 13 official foreign visits, and was the venue for 62 representational luncheons, dinners, receptions, and meetings.

## **D&CP – OFFICE OF THE CHIEF OF PROTOCOL**

### **Management**

The Management Division is responsible for formulation and execution of the CPR budget, coordinating with the Bureau of Resource Management on the budget for protocol activities under the appropriation for Emergencies in the Diplomatic and Consular Service; human resources administration; general services operations; information systems support; and overall administrative support. In addition, this division is responsible for ensuring that internal controls are established and implemented and that all other necessary and appropriate efforts are carried out to deter fraud, waste, and abuse of government resources. The Management Division administers the human resources, financial management, information systems, security, general services operations, and overall administrative support for the Office of the Chief of Protocol. The Management Division also provides program support in connection with visits and ceremonial activities, and has administrative oversight of the President's guesthouse, Blair House.

### **Gifts**

The practice of exchanging gifts is a time-honored tradition of diplomacy and serves to enhance bilateral relationship with foreign governments. It helps ensure adherence to the highest diplomatic standards, promoting and fostering goodwill on behalf of the U.S. Government. The Gifts Division of the Office of the Chief of Protocol researches, coordinates, and documents the exchange of gifts between high-level foreign dignitaries and the President, First-Lady, Vice President, the spouse of the Vice President and the Secretary of State. The gifts team provides support for the aforementioned U.S. Government principals' travel abroad and travel of Presidential Delegations. The Senior Gift Office accompanies the President and First Lady on all trips abroad. In 2011, the Gifts Division supported three State Visits (China, Germany and Korea) and 294 meetings with Foreign Leaders. The division organized gifts for the 20 Heads of Economies that attended APEC 2011 hosted by President Obama in Hawaii (as well as 14 other Pacific Island Leaders). In addition, the Gift Division serves as the central processing point for all tangible gifts received from foreign sources, by employees of the Executive Branch of the Federal government. The division is responsible for the creation and maintenance of the official record of all gifts presented by the Department of State to officials of foreign governments.

### ***Justification of Request***

The Department's FY 2013 request of \$11.2 million for CPR is a \$74,000 increase over the FY 2012 estimate level. The request includes \$90,000 to maintain current services and reflects a \$16,000 decrease for efficiency savings related to supplies and printing.

## D&CP – OFFICE OF THE CHIEF OF PROTOCOL

### *Resource Summary*

	Positions					Funds (\$ in thousands)		
	American				Pos	Bureau	American	Funds
	CS	FS Dom	Overseas	FSN	Total	Managed	Salaries	Total
FY 2011 Actual	74	2	0	0	76	3,058	8,306	11,364
FY 2012 Estimate	74	2	0	0	76	2,813	8,306	11,119
FY 2013 Built-in Changes								
Administrative Savings	0	0	0	0	0	(16)	0	(16)
American COLA	0	0	0	0	0	3	38	41
Domestic Inflation	0	0	0	0	0	49	0	49
Total Built-in Changes	0	0	0	0	0	36	38	74
FY 2013 Current Services	74	2	0	0	76	2,849	8,344	11,193
FY 2013 Request	74	2	0	0	76	2,849	8,344	11,193

### *Staff by Program Activity*

(positions)

Chief of Protocol	FY 2011 Actual	FY 2012 Estimate	FY 2013 Request	Increase / Decrease
Conduct of Diplomatic Relations	57	57	57	0
Domestic Administrative Support	10	10	10	0
Policy Formulation	9	9	9	0
<b>Total</b>	<b>76</b>	<b>76</b>	<b>76</b>	<b>0</b>

### *Funds by Program Activity*

(\$ in thousands)

Chief of Protocol	FY 2011 Actual	FY 2012 Estimate	FY 2013 Request	Increase / Decrease
Conduct of Diplomatic Relations	9,287	9,042	9,106	64
Domestic Administrative Support	1,093	1,093	1,098	5
Policy Formulation	984	984	989	5
<b>Total</b>	<b>11,364</b>	<b>11,119</b>	<b>11,193</b>	<b>74</b>

## D&CP – OFFICE OF THE CHIEF OF PROTOCOL

### *Program Activities*

Chief of Protocol (CPR)	Positions			Funds (\$ in thousands)			
	American		FSN	Pos Total	Bureau Managed	American Salaries	Funds Total
	Domestic	Overseas					
Conduct of Diplomatic Relations	57	0	0	57	2,849	6,257	9,106
Domestic Administrative Support	10	0	0	10	0	1,098	1,098
Policy Formulation	9	0	0	9	0	989	989
<b>Total</b>	<b>76</b>	<b>0</b>	<b>0</b>	<b>76</b>	<b>2,849</b>	<b>8,344</b>	<b>11,193</b>

### *Staff by Domestic Organization Unit* (positions)

Chief of Protocol	FY 2011 Actual	FY 2012 Estimate	FY 2013 Request	Increase / Decrease
Blair House	14	14	14	0
Ceremonials Division	8	8	8	0
Chief of Protocol	9	9	9	0
Diplomatic Affairs Division	22	22	22	0
Diplomatic Partnership Division	4	4	4	0
Management Division	8	8	8	0
Visits Division	11	11	11	0
<b>Total</b>	<b>76</b>	<b>76</b>	<b>76</b>	<b>0</b>

## D&CP – OFFICE OF THE CHIEF OF PROTOCOL

### *Funds by Domestic Organization Unit*

(\$ in thousands)

Chief of Protocol	FY 2011 Actual	FY 2012 Estimate	FY 2013 Request	Increase / Decrease
Blair House	1,683	1,671	1,680	9
Ceremonials Division	1,241	1,212	1,220	8
Chief of Protocol	931	909	915	6
Diplomatic Affairs Division	3,321	3,247	3,269	22
Diplomatic Partnership Division	590	578	582	4
Management Division	1,548	1,494	1,506	12
Visits Division	2,050	2,008	2,021	13
<b>Total</b>	<b>11,364</b>	<b>11,119</b>	<b>11,193</b>	<b>74</b>

### *Funds by Object Class*

(\$ in thousands)

Chief of Protocol	FY 2011 Actual	FY 2012 Estimate	FY 2013 Request	Increase / Decrease
1100 Personnel Compensation	6,229	6,229	6,257	28
1200 Personnel Benefits	2,077	2,077	2,087	10
2100 Travel & Trans of Persons	1,010	929	951	22
2300 Rents, Comm & Utilities	489	450	467	17
2400 Printing & Reproduction	180	166	158	(8)
2500 Other Services	1,101	1,013	1,026	13
2600 Supplies and Materials	245	225	217	(8)
3100 Personal Property	33	30	30	0
<b>Total</b>	<b>11,364</b>	<b>11,119</b>	<b>11,193</b>	<b>74</b>



## D&CP – BUREAU OF LEGISLATIVE AFFAIRS

### *Resource Summary*

(\$ in thousands)

<b>Appropriations</b>	<b>FY 2011 Actual</b>	<b>FY 2012 Estimate</b>	<b>FY 2013 Request</b>	<b>Increase / Decrease</b>
American Positions	76	76	76	0
Funds	11,165	11,107	11,176	69

### *Program Description*

The Bureau of Legislative Affairs (H) coordinates legislative activity for the Department of State and advises the Secretary, the Deputy Secretaries, as well as the Undersecretaries and Assistant Secretaries on legislative strategy. H facilitates effective communication between State Department officials and Members of Congress and their staff. H works closely with authorization, appropriations and other oversight committees of the House and Senate, as well as with individual Members that have an interest in State Department or foreign policy issues. H manages Department testimonies before House and Senate hearings, organizes Member and staff briefings and facilitates Congressional travel overseas for Members and staff. H reviews proposed legislation and coordinates the Department's input to Statements of Administration Policy on legislation affecting the conduct of U.S. foreign policy. H staff advises individual bureaus of the Department on legislative outreach strategies and coordinates those strategies with the Secretary's priorities. The Assistant Secretary advises the Secretary of State on legislative matters, directs the Bureau of Legislative Affairs, and acts as the Department's principal liaison with the Congress.

The Secretary of State is the principal Congressional Relations Officer of the Department. H supports the Secretary by ensuring that the Administration's foreign policy priorities are reflected throughout the legislative process. H coordinates the annual testimony provided by the Secretary to Congressional committees to explain Department priorities and budget requirements. The Bureau supports the Department's overall mission by seeking passage of relevant foreign policy legislation and appropriations, advice and consent to treaties, and confirmation of the President's departmental and ambassadorial nominees by the Senate. In FY 2013, the Bureau will continue to support U.S. foreign policy objectives by supporting the enactment of all authorizations and appropriations necessary for the conduct of foreign policy.

### *Justification of Request*

The Department's FY 2013 request of \$11.2 million for the Bureau of Legislative Affairs includes increases to maintain current services. A net increase of \$69,000 over the FY 2012 level reflects the impact of domestic wage and price inflation. The request includes a reduction of \$14,000 for efficiency savings, service contracts, travel, printing, and supplies.

## D&CP – BUREAU OF LEGISLATIVE AFFAIRS

### *Resource Summary*

	Positions					Funds (\$ in thousands)		
	American				Pos	Bureau	American	Funds
	CS	FS Dom	Overseas	FSN	Total	Managed	Salaries	Total
FY 2011 Actual	62	14	0	0	76	2,543	8,622	11,165
FY 2012 Estimate	62	14	0	0	76	2,485	8,622	11,107
FY 2013 Built-in Changes								
Administrative Savings	0	0	0	0	0	(14)	0	(14)
American COLA	0	0	0	0	0	1	40	41
Domestic Inflation	0	0	0	0	0	42	0	42
Total Built-in Changes	0	0	0	0	0	29	40	69
FY 2013 Current Services	62	14	0	0	76	2,514	8,662	11,176
FY 2013 Request	62	14	0	0	76	2,514	8,662	11,176

### *Staff by Program Activity*

(positions)

Bureau of Legislative Affairs	FY 2011 Actual	FY 2012 Estimate	FY 2013 Request	Increase / Decrease
Policy Formulation	76	76	76	0
Department Direction	15	15	15	0
Legislative Affairs	61	61	61	0
<b>Total</b>	<b>76</b>	<b>76</b>	<b>76</b>	<b>0</b>

### *Funds by Program Activity*

(\$ in thousands)

Bureau of Legislative Affairs	FY 2011 Actual	FY 2012 Estimate	FY 2013 Request	Increase / Decrease
Policy Formulation	11,165	11,107	11,176	69
Department Direction	1,865	1,854	1,865	11
Legislative Affairs	9,300	9,253	9,311	58
<b>Total</b>	<b>11,165</b>	<b>11,107</b>	<b>11,176</b>	<b>69</b>

## D&CP – BUREAU OF LEGISLATIVE AFFAIRS

### *Program Activities*

Bureau of Legislative Affairs (H)	Positions			Funds (\$ in thousands)			
	American		FSN	Pos Total	Bureau Managed	American Salaries	Funds Total
	Domestic	Overseas					
Policy Formulation	76	0	0	76	2,514	8,662	11,176
Department Direction	15	0	0	15	469	1,396	1,865
Legislative Affairs	61	0	0	61	2,045	7,266	9,311
<b>Total</b>	<b>76</b>	<b>0</b>	<b>0</b>	<b>76</b>	<b>2,514</b>	<b>8,662</b>	<b>11,176</b>

### *Staff by Domestic Organization Unit*

(positions)

Bureau of Legislative Affairs	FY 2011 Actual	FY 2012 Estimate	FY 2013 Request	Increase / Decrease
Assistant Secretary	5	5	5	0
Deputy Assistant Secretary for House Affairs	6	6	6	0
Deputy Assistant Secretary for Senate Affairs	7	7	7	0
Deputy Assistant for Regional, Global and Functional Affairs	26	26	26	0
Principal Deputy Assistant Secretary	32	32	32	0
<b>Total</b>	<b>76</b>	<b>76</b>	<b>76</b>	<b>0</b>

### *Funds by Domestic Organization Unit*

(\$ in thousands)

Bureau of Legislative Affairs	FY 2011 Actual	FY 2012 Estimate	FY 2013 Request	Increase / Decrease
Assistant Secretary	793	789	794	5
Deputy Assistant Secretary for House Affairs	906	901	907	6
Deputy Assistant Secretary for Senate Affairs	1,133	1,127	1,134	7
Deputy Assistant for Regional, Global and Functional Affairs	4,193	4,169	4,196	27
Principal Deputy Assistant Secretary	4,140	4,121	4,145	24
<b>Total</b>	<b>11,165</b>	<b>11,107</b>	<b>11,176</b>	<b>69</b>

## D&CP – BUREAU OF LEGISLATIVE AFFAIRS

### *Funds by Object Class* (\$ in thousands)

<b>Bureau of Legislative Affairs</b>	<b>FY 2011 Actual</b>	<b>FY 2012 Estimate</b>	<b>FY 2013 Request</b>	<b>Increase / Decrease</b>
1100 Personnel Compensation	6,938	6,932	6,966	34
1200 Personnel Benefits	1,996	1,995	2,004	9
2100 Travel & Trans of Persons	314	307	311	4
2300 Rents, Comm & Utilities	220	215	218	3
2400 Printing & Reproduction	62	61	62	1
2500 Other Services	978	955	941	(14)
2600 Supplies and Materials	469	458	463	5
3100 Personal Property	188	184	211	27
<b>Total</b>	<b>11,165</b>	<b>11,107</b>	<b>11,176</b>	<b>69</b>

# D&CP – BUREAU OF OCEANS AND INTERNATIONAL ENVIRONMENTAL AND SCIENTIFIC AFFAIRS

## *Resource Summary*

(\$ in thousands)

Appropriations	FY 2011 Actual	FY 2012 Estimate	FY 2013 Request	Increase / Decrease
American Positions	198	199	199	0
Funds	37,168	36,218	36,483	265

### *Program Description*

The Bureau of Oceans, International Environmental and Scientific Affairs (OES) addresses some of the world’s greatest challenges: climate change, global health, pandemic preparedness, and increased cooperation in science, technology, and innovation. The Bureau works to strengthen multilateral organizations’ and key partners’ efforts to advance environmental objectives essential to sustainable economic development. OES engagement is based on a strategic approach and strong partnerships with the U.S. Government (USG) technical agencies. In all efforts the inclusion and empowerment of women and girls is, and will continue to be, a priority.

OES and the Office of the Special Envoy for Climate Change (SECC) lead on behalf of the U.S. government in the ongoing global effort to address the critical problem of climate change. Most recently, the U.S. achieved an agreement in Durban, South Africa under the United Nations (UN) Framework Convention on Climate Change; decisions there operationalized the 2010 Cancun agreements, including reaffirming countries’ climate targets and actions, and establishing processes to promote transparency on emissions reduction efforts. Going forward, high level interagency engagement will continue to be critical: the U.S. will be looked to for active participation in and implementation of bilateral and international efforts on mitigation, finance, technology, capacity building, and adaptation. Furthermore, in 2012 the global community will begin a process to develop a new legal instrument to address climate change, which is to be applicable to all parties - developed and (for the first time) developing countries; the agreement is to be concluded by 2015 and will enter into effect in 2020. Active U.S. leadership in this negotiation, beginning immediately, will be essential to reaching a successful global outcome.

International science, technology and innovation are key to fostering stable and vibrant economies, improving global health and food security, and addressing global climate change. U.S. leadership deepens engagement with traditional allies, builds effective relationships with emerging powers, and generates networks of partners across civil society. Science provides the objective data for making good policy choices. The processes that define the U.S. scientific community, such as transparency, critical thinking, diversity of thought, and merit-based review, underscore the core fundamental values of democracy and good governance. Scientific exploration of the world and outer space can inspire young people to engage and seek the betterment of their own lives. OES efforts to maintain the peaceful use of outer space yields economic, environmental, scientific, safety, and security benefits, such as the Global Positioning System.

OES's global health portfolio focuses on pandemic preparedness, support of the Global Health Initiative (GHI), and work at the interface of health and other priority issues. The new framework for international influenza pandemic preparedness, adopted by the World Health Assembly in May 2011, requires active USG engagement to ensure effective international implementation. In support of the GHI, OES leads the diplomatic effort to implement a USG-wide policy framework for improving health outcomes and strengthening health systems. Promotion of global health security in conjunction with the *U.S. National*

## **D&CP – BUREAU OF OCEANS AND INTERNATIONAL ENVIRONMENTAL AND SCIENTIFIC AFFAIRS**

*Strategy for Countering Biological Threats* resulted in the signing of a U.S.-WHO Memorandum of Understanding calling for expanded collaboration to share, report, and effectively respond to disease outbreaks.

OES works to increase access to safe drinking water and sanitation, improve water resources management, and prevent conflict over shared waters by building political and commitment, developing partnerships that generate greater action, and facilitating regional discussions on shared waters in regions where water is, or may become, a source of conflict. In FY 2011, OES helped launch a global initiative to support the development and implementation of national water and sanitation strategies in countries most in need; led the development of an agreement to leverage the resources of the World Bank and over 15 U.S. government agencies to improve global water security; encouraged a more robust, transparent, and technically sound process for the development of the Mekong Basin; and advanced regional discussions on the Nile, contributing significantly to U.S. objectives in human health, economic development, peace, and security.

OES actively engages in multilateral and sub-regional efforts to promote sustainable development, including through the G-8 and G-20, and at the UN Conference on Sustainable Development (Rio+20). At these fora OES will promote green, inclusive economic growth, and with the President's Global Development policy as a guidepost, work to advance good governance, transparency and science-based decision making.

OES promotes stronger environmental protection, science-based conservation, and sustainably managed marine and terrestrial ecosystems. The bureau leads, for example, on a global agreement to reduce mercury pollution and works with countries with which the U.S. has free trade agreements to build capacity to comply with environmental obligations of those agreements and to reduce pollution, and promote conservation and more efficient use of water resources.

Oceans are vital to the United States security and prosperity. OES works to ensure that U.S. fishermen have equitable access to international fisheries that contribute billions of dollars annually to the U.S. economy; that the marine resources that support those fisheries are conserved and managed on a sustainable basis; and, that U.S. fisherman have a level playing field and are not disadvantaged by foreign competitors allowed to operate at lower standards of compliance, safety, and environmental regulation. The United States has an enormous stake in the interpretation and development of the Law of the Sea. OES leads a government-wide effort to determine the limits of the nation's Extended Continental Shelf. As one of the eight Arctic nations, the U.S. is increasingly engaged in Arctic issues, chiefly through OES's engagement in the Arctic Council that was established in 1996. The U.S. seeks to pursue these opportunities in a smart, sustainable way that preserves the Arctic environment and ecosystem and recognizes the enormity of the changes confronting the region.

The engagement, inclusion and empowerment of women is a common thread throughout the OES portfolio. In order to address the global challenges that include preparing for pandemic disease, protecting biodiversity, managing water resources, and addressing climate change, OES is working to ensure that the role of women in numerous bilateral science and technology agreements is elevated. Investing in women, and improving the status of women, is a force multiplier.

Through international negotiations and engagement, OES leads efforts that protect and develop America's economy and contribute to national security objectives. OES issues are part of the fabric of U.S. bilateral and multilateral relationships – fundamental to solving shared problems – and are typically viewed as positive issues where U.S. engagement and partnership are welcomed.

## D&CP – BUREAU OF OCEANS AND INTERNATIONAL ENVIRONMENTAL AND SCIENTIFIC AFFAIRS

### *Performance*

The Copenhagen Accord notes that “a low-emission development strategy is indispensable to sustainable development.” Through the Enhancing Capacity for Low Emission Development Strategies (EC-LEDS) program, part of the Global Climate Change Initiative, the U.S. Government will support partner countries’ efforts to develop LEDS, comprehensive long-term strategies identifying key policies required to support robust economic growth while reducing greenhouse gas emissions. National climate plans have been produced in the past in several countries, and where appropriate will be used as a starting point for LEDS efforts. LEDS are intended to be rigorous, and operational, often going into more detail than existing national planning efforts. EC-LEDS will support not only the development of LEDS but also their implementation.

<b>Strategic Goal 3: Expand and sustain the ranks of prosperous, stable and democratic states by promoting effective, accountable, democratic governance; respect for human rights; sustainable, broad-based economic growth; and well-being</b>				
Active Performance Indicator	NEW INDICATOR: Number of work programs established by partner economies leading to strengthened capacity for and measureable progress on developing and implementing Low Emission Development Strategies by the end of FY 2014.			
<b>PRIOR YEAR RATINGS TREND</b>				
FY 2007	FY 2008	FY 2009	FY 2010	FY 2011
N/A	N/A	N/A	N/A	New Indicator, No Rating
<b>TARGETS AND RESULTS</b>				
FY 2013 Target	U.S. assistance to support the development and implementation of LEDS will be on track to reach 20 countries by the end of 2013.			
FY 2012 Target	At least 12 agreed work programs established for supporting LEDS development.			
FY 2011 Target	N/A			
FY 2011 Rating and Result	Rating: New Indicator, No Rating			
Impact	New Indicator			
<b>VERIFICATION AND VALIDATION</b>				
Methodology	The Department of State and USAID follow federal regulations and Agency procedures in verifying and validating the accuracy of performance information received. Regular reporting is required. Audits are performed when necessary. Project monitoring provides on-the-ground verification of partner activity and permits both comparison to partner reporting documentation and independent data quality assessments by DOS/USAID personnel.			
Data Source and Quality	Data for this indicator is provided by DOS/USAID partners, whose data sources vary according to the partners' scope of work, but commonly include, e.g., host government sources, grassroots level facility/site measurements and studies, calculations based on increased efficiencies and implementation of relevant regulations and best practices. Data collection is in beginning stages. Data Quality Assessment will be performed prior to reporting results.			

**D&CP – BUREAU OF OCEANS AND INTERNATIONAL  
ENVIRONMENTAL AND SCIENTIFIC AFFAIRS**

***Justification of Request***

The Department's FY 2013 request of \$36.5 million for the Bureau of Oceans and International Environmental and Scientific Affairs provides for the salaries and benefits of 199 personnel including 160 civil service and 39 Foreign Service domestic positions. This request includes a net increase of \$265,000, which includes an increase of \$343,000 to maintain current services, including cost of living adjustments for American Salaries, and in response to the President's Accountable Government Initiative, a decrease of \$78,000 in efficiency savings is also included from proposed reductions in advisory contracts; travel of people and things; printing; and supplies.



**D&CP – BUREAU OF OCEANS AND INTERNATIONAL  
ENVIRONMENTAL AND SCIENTIFIC AFFAIRS**

*Resource Summary*

	Positions					Funds (\$ in thousands)		
	American				Pos	Bureau	American	Funds
	CS	FS Dom	Overseas	FSN	Total	Managed	Salaries	Total
FY 2011 Actual	159	39	0	0	198	14,675	22,493	37,168
FY 2012 Estimate	160	39	0	0	199	13,613	22,605	36,218
FY 2013 Built-in Changes								
Administrative Savings	0	0	0	0	0	(78)	0	(78)
American COLA	0	0	0	0	0	4	101	105
Domestic Inflation	0	0	0	0	0	238	0	238
Total Built-in Changes	0	0	0	0	0	164	101	265
FY 2013 Current Services	160	39	0	0	199	13,777	22,706	36,483
FY 2013 Request	160	39	0	0	199	13,777	22,706	36,483

*Staff by Program Activity*  
(positions)

Bureau of Oceans and International Environment and Scientific Affairs	FY 2011 Actual	FY 2012 Estimate	FY 2013 Request	Increase / Decrease
Conduct of Diplomatic Relations	159	160	160	0
Bureau Direction	37	37	37	0
Environmental, Scientific and Technological Affairs	122	122	122	0
Domestic Administrative Support	19	19	19	0
Domestic Administrative Management	19	19	19	0
Information Resource Management	3	3	3	0
Corporate Information Systems and Services	3	3	3	0
Policy Formulation	15	15	15	0
Bureau Direction	15	15	15	0
Public Diplomacy	2	2	2	0
Public Diplomacy - Program Costs	2	2	2	0
<b>Total</b>	<b>198</b>	<b>199</b>	<b>199</b>	<b>0</b>

**D&CP – BUREAU OF OCEANS AND INTERNATIONAL  
ENVIRONMENTAL AND SCIENTIFIC AFFAIRS**

***Funds by Program Activity***  
(\$ in thousands)

<b>Bureau of Oceans and International Environment and Scientific Affairs</b>	<b>FY 2011 Actual</b>	<b>FY 2012 Estimate</b>	<b>FY 2013 Request</b>	<b>Increase / Decrease</b>
Conduct of Diplomatic Relations	22,537	22,411	22,563	152
Environmental, Scientific and Technological Affairs	22,537	22,411	22,563	152
Domestic Administrative Support	4,332	4,258	4,279	21
Domestic Administrative Management	4,332	4,258	4,279	21
Information Resource Management	2,062	1,887	1,909	22
Corporate Information Systems and Services	2,062	1,887	1,909	22
Policy Formulation	7,372	6,944	6,997	53
Bureau Direction	3,462	3,462	3,477	15
Environmental, Scientific and Technological Affairs	3,910	3,482	3,520	38
Public Diplomacy	865	718	735	17
Public Diplomacy - Program Costs	865	718	735	17
<b>Total</b>	<b>37,168</b>	<b>36,218</b>	<b>36,483</b>	<b>265</b>

***Program Activities***

<b>Bureau of Oceans and International Environment and Scientific Affairs (OES)</b>	<b>Positions</b>			<b>Funds (\$ in thousands)</b>			
	<b>American</b>			<b>Pos</b>	<b>Bureau</b>	<b>American</b>	<b>Funds</b>
	<b>Domestic</b>	<b>Overseas</b>	<b>FSN</b>	<b>Total</b>	<b>Managed</b>	<b>Salaries</b>	<b>Total</b>
Conduct of Diplomatic Relations	160	0	0	160	7,822	14,741	22,563
Bureau Direction	37	0	0	37	0	0	0
Environmental, Scientific and Technological Affairs	122	0	0	122	7,822	14,741	22,563
Domestic Administrative Support	19	0	0	19	642	3,637	4,279
Domestic Administrative Management	19	0	0	19	642	3,637	4,279
Information Resource Management	3	0	0	3	1,404	505	1,909
Corporate Information Systems and Services	3	0	0	3	1,404	505	1,909
Policy Formulation	15	0	0	15	3,520	3,477	6,997
Bureau Direction	15	0	0	15	0	3,477	3,477
Environmental, Scientific and Technological Affairs	0	0	0	0	3,520	0	3,520
Public Diplomacy	2	0	0	2	389	346	735
Public Diplomacy - Program Costs	2	0	0	2	389	346	735
<b>Total</b>	<b>199</b>	<b>0</b>	<b>0</b>	<b>199</b>	<b>13,777</b>	<b>22,706</b>	<b>36,483</b>

**D&CP – BUREAU OF OCEANS AND INTERNATIONAL  
ENVIRONMENTAL AND SCIENTIFIC AFFAIRS**

*Staff by Domestic Organization Unit*

(positions)

<b>Bureau of Oceans and International Environment and Scientific Affairs</b>	<b>FY 2011 Actual</b>	<b>FY 2012 Estimate</b>	<b>FY 2013 Request</b>	<b>Increase / Decrease</b>
Dep Asst Secretary for Environment	3	3	3	0
Dep Asst Secretary for Health and Science	5	23	23	0
Dep Asst Secretary for Oceans and Fisheries	2	2	2	0
Deputy Assistant Secretary for Science, Technology and Health	4	2	2	0
Office of Ecology and Terrestrial Conservation	23	22	22	0
Office of Environmental Policy	31	21	21	0
Office of Global Change	19	18	18	0
Office of Marine Conservation	21	18	18	0
Office of Oceans Affairs	28	25	25	0
Office of Policy Coordination and Initiatives	26	23	23	0
Office of the Assistant Secretary	21	21	21	0
Space and Advanced Technology	15	21	21	0
<b>Total</b>	<b>198</b>	<b>199</b>	<b>199</b>	<b>0</b>

*Funds by Domestic Organization Unit*

(\$ in thousands)

<b>Bureau of Oceans and International Environment and Scientific Affairs</b>	<b>FY 2011 Actual</b>	<b>FY 2012 Estimate</b>	<b>FY 2013 Request</b>	<b>Increase / Decrease</b>
Dep Asst Secretary for Environment	2,523	2,490	2,503	13
Dep Asst Secretary for Health and Science	2,523	2,489	2,502	13
Dep Asst Secretary for Oceans and Fisheries	786	752	758	6
Deputy Assistant Secretary for Science, Technology and Health	361	321	325	4
Office of Ecology and Terrestrial Conservation	3,605	3,436	3,462	26
Office of Environmental Policy	3,858	3,663	3,690	27
Office of Global Change	6,727	7,154	7,207	53
Office of Marine Conservation	3,504	3,339	3,363	24
Office of Oceans Affairs	3,738	3,560	3,585	25
Office of Policy Coordination and Initiatives	4,066	3,894	3,921	27
Office of the Assistant Secretary	3,270	2,987	3,022	35
Space and Advanced Technology	2,207	2,133	2,145	12
<b>Total</b>	<b>37,168</b>	<b>36,218</b>	<b>36,483</b>	<b>265</b>

**D&CP – BUREAU OF OCEANS AND INTERNATIONAL  
ENVIRONMENTAL AND SCIENTIFIC AFFAIRS**

***Funds by Object Class***

(\$ in thousands)

<b>Bureau of Oceans and International Environment and Scientific Affairs</b>	<b>FY 2011 Actual</b>	<b>FY 2012 Estimate</b>	<b>FY 2013 Request</b>	<b>Increase / Decrease</b>
1100 Personnel Compensation	17,463	17,478	16,201	(1,277)
1200 Personnel Benefits	5,784	5,799	7,193	1,394
2100 Travel & Trans of Persons	5,162	4,596	4,784	188
2300 Rents, Comm & Utilities	658	586	599	13
2400 Printing & Reproduction	206	206	211	5
2500 Other Services	7,653	7,337	7,274	(63)
2600 Supplies and Materials	242	216	221	5
<b>Total</b>	<b>37,168</b>	<b>36,218</b>	<b>36,483</b>	<b>265</b>

## D&CP – OFFICE OF THE LEGAL ADVISER

### *Resource Summary*

(\$ in thousands)

Appropriations	FY 2011 Actual	FY 2012 Estimate	FY 2013 Request	Increase / Decrease
American Positions	273	273	273	0
Funds	43,658	43,047	43,323	276

### *Program Description*

The Office of the Legal Adviser (L) advises and represents the Department on all international and domestic legal policy issues arising in connection with U.S. foreign policy and the work of the Department.

L provides critical support for U.S. Government foreign policies – in particular, key initiatives in Iraq and Afghanistan, as well as initiatives to achieve democratic Israeli and Palestinian states living in peace. The Bureau helps to ameliorate and resolve political and humanitarian crises around the globe, and is a key component of efforts to fight international terrorism and other threats to U.S. security. L is instrumental in other important areas of work of the Department, including nonproliferation, human rights, the environment, law enforcement, and the rule of law.

L is also an essential partner in supporting the Department's management by providing legal advice on a wide range of matters: the expenditure of assistance and operating funds; the provision of consular services; passport and visa operations and border security; buildings and acquisitions; Department authorities; U.S. diplomatic and consular operations abroad; personnel systems for employees, including the Foreign Service and Civil Service; security of personnel and information technology; privileges and immunities; regulations and directives; domestic and foreign litigation; ethics and financial disclosure; and information law. L manages the U.S. Treaty Program and is responsible for defending and representing the United States before international bodies, such as arbitrations under the North American Free Trade Agreement and cases before the International Court of Justice.

L's overarching priorities include:

- Providing timely, first-rate legal services on all legal issues, domestic and international, arising in the course of the Department's work. This includes focusing on key foreign policy objectives, as well as the pursuit of managerial and organizational excellence.
- Developing, conducting and managing the Treaty Program, extraditions, private international law, representing and defending the United States before international legal bodies, claims, and other programs for which L has lead responsibility, so as to meet the highest standards of program management and best serve the foreign policy, security, and public interests of the United States.
- Promoting the development of international law and its institutions as a fundamental element of U.S. foreign policy and advancing the rule of law. The United States relies on international law as a means to secure a peaceful world. The rule of law will remain an essential component of U.S. foreign policy initiatives.

## **D&CP – OFFICE OF THE LEGAL ADVISER**

Specific priority areas for FY 2013 will include:

- Developing and advocating for U.S. legal and legal policy positions, and presenting them to domestic and international audiences in order to advance U.S. interests.
- Continuing to perform a critical role in preventing and resolving humanitarian and political crises and conflicts.
- Supporting achievement of the Department's consular and management goals.
- Promoting global stability through robust counterterrorism initiatives, international law enforcement, and nonproliferation of weapons of mass destruction.
- Developing and defending an effective domestic and international legal framework to promote a healthy global economy and environment.
- Advocating for U.S. interests in domestic and international legal fora.

In support of international law priorities, L engages in a variety of activities including extraditions. The number of extradition and provisional arrest requests made by the Office of the Legal Adviser directly support the Department's Strategic Plan and in particular, the goal of Achieving Peace and Security. These extraditions materially support the development and maintenance of effective mutual legal assistance relationships with other countries and international organizations which counter transnational crime. In addition to aiding ongoing relationships with national and international criminal and law enforcement agencies, the extradition and arrests program is a sound measure of the effectiveness of legal advice and services that advance the strategic goals of the Department of State and the United States.

### ***Justification of Request***

The Department's FY 2013 request of \$43.323 million for the Office of the Legal Adviser (L), a \$276,000 increase above the FY 2012 estimate, includes an increase for domestic wages and price inflation and spending decreases due to administrative savings. L plans to meet these funding levels with reductions from various target areas including equipment, printing, office supplies, travel and advisory contracts. The request includes an increase of \$14,000 for Office Automation (\$1.3 million) which supports IT-related costs associated with Legal Records Management (content research) and maintenance of the Ethics and Financial Disclosure database, as well as telephone and IT services -technical and administrative- provided by the Office of Information Resources Management (IRM).

## D&CP – OFFICE OF THE LEGAL ADVISER

### *Resource Summary*

	Positions					Funds (\$ in thousands)		
	American				Pos	Bureau	American	Funds
	CS	FS Dom	Overseas	FSN	Total	Managed	Salaries	Total
FY 2011 Actual	272	1	0	0	273	13,984	29,674	43,658
FY 2012 Estimate	272	1	0	0	273	13,373	29,674	43,047
FY 2013 Built-in Changes								
Administrative Savings	0	0	0	0	0	(76)	0	(76)
American COLA	0	0	0	0	0	3	133	136
Domestic Inflation	0	0	0	0	0	216	0	216
Total Built-in Changes	0	0	0	0	0	143	133	276
FY 2013 Current Services	272	1	0	0	273	13,516	29,807	43,323
FY 2013 Request	272	1	0	0	273	13,516	29,807	43,323

### *Staff by Program Activity*

(positions)

Office of the Legal Adviser	FY 2011 Actual	FY 2012 Estimate	FY 2013 Request	Increase / Decrease
Conduct of Diplomatic Relations	242	242	242	0
Legal Affairs	242	242	242	0
Domestic Administrative Support	12	12	12	0
Domestic Administrative Management	7	7	7	0
Domestic Financial Services	2	2	2	0
Domestic Personnel Services	3	3	3	0
Information Resource Management	1	1	1	0
Office Automation	1	1	1	0
Policy Formulation	18	18	18	0
Bureau Direction	18	18	18	0
<b>Total</b>	<b>273</b>	<b>273</b>	<b>273</b>	<b>0</b>

## D&CP – OFFICE OF THE LEGAL ADVISER

### *Funds by Program Activity*

(\$ in thousands)

Office of the Legal Adviser	FY 2011 Actual	FY 2012 Estimate	FY 2013 Request	Increase / Decrease
Conduct of Diplomatic Relations	39,090	38,594	38,834	240
Legal Affairs	39,090	38,594	38,834	240
Domestic Administrative Support	2,525	2,478	2,495	17
Domestic Administrative Management	1,876	1,831	1,845	14
Domestic Financial Services	265	264	265	1
Domestic Personnel Services	384	383	385	2
Information Resource Management	1,370	1,316	1,330	14
Office Automation	1,370	1,316	1,330	14
Policy Formulation	673	659	664	5
Bureau Direction	673	659	664	5
<b>Total</b>	<b>43,658</b>	<b>43,047</b>	<b>43,323</b>	<b>276</b>

### *Program Activities*

Office of the Legal Adviser (L)	Positions			Funds (\$ in thousands)			
	American			Pos Total	Bureau Managed	American Salaries	Funds Total
	Domestic	Overseas	FSN				
Conduct of Diplomatic Relations	242	0	0	242	10,963	27,871	38,834
Legal Affairs	242	0	0	242	10,963	27,871	38,834
Domestic Administrative Support	12	0	0	12	1,041	1,454	2,495
Domestic Administrative Management	7	0	0	7	991	854	1,845
Domestic Financial Services	2	0	0	2	20	245	265
Domestic Personnel Services	3	0	0	3	30	355	385
Information Resource Management	1	0	0	1	1,205	125	1,330
Office Automation	1	0	0	1	1,205	125	1,330
Policy Formulation	18	0	0	18	307	357	664
Bureau Direction	18	0	0	18	307	357	664
<b>Total</b>	<b>273</b>	<b>0</b>	<b>0</b>	<b>273</b>	<b>13,516</b>	<b>29,807</b>	<b>43,323</b>



## D&CP – OFFICE OF THE LEGAL ADVISER

### *Staff by Domestic Organization Unit* (positions)

Office of the Legal Adviser	FY 2011 Actual	FY 2012 Estimate	FY 2013 Request	Increase / Decrease
African and Near Eastern Affairs	4	4	4	0
Buildings and Acquisitions	7	7	7	0
Consular Affairs	15	15	15	0
Deputy Legal Advisers	14	14	14	0
Diplomatic Law and Litigation	9	9	9	0
East and South Asian Affairs	5	5	5	0
Economic and Business Affairs	10	10	10	0
Employment Law	24	24	24	0
European Affairs	3	3	3	0
Executive Director	14	14	14	0
Human Rights and Refugees	12	12	12	0
International Claims and Investment Disputes	41	41	41	0
Law Enforcement and Intelligence	16	16	16	0
Legal Adviser	4	4	4	0
Legislation and Foreign Assistance	6	6	6	0
Management	13	13	13	0
Non Proliferation and Verification	12	12	12	0
Oceans, International Environmental & Scientific Affairs	12	12	12	0
Political-Military Affairs	13	13	13	0
Private International Law	5	5	5	0
Public Diplomacy and Public Affairs	7	7	7	0
Treaty Affairs	16	16	16	0
United Nations Affairs	6	6	6	0
Western Hemisphere Affairs	5	5	5	0
<b>Total</b>	<b>273</b>	<b>273</b>	<b>273</b>	<b>0</b>

## D&CP – OFFICE OF THE LEGAL ADVISER

### *Funds by Domestic Organization Unit*

(\$ in thousands)

Office of the Legal Adviser	FY 2011 Actual	FY 2012 Estimate	FY 2013 Request	Increase / Decrease
African and Near Eastern Affairs	503	498	501	3
Buildings and Acquisitions	879	870	875	5
Consular Affairs	1,994	1,976	1,987	11
Deputy Legal Advisers	1,761	1,743	1,753	10
Diplomatic Law and Litigation	1,131	1,120	1,127	7
East and South Asian Affairs	629	623	626	3
Economic and Business Affairs	1,257	1,244	1,251	7
Employment Law	3,019	2,989	3,006	17
European Affairs	377	373	375	2
Executive Director	2,211	2,169	2,185	16
Human Rights and Refugees	1,509	1,494	1,503	9
International Claims and Investment Disputes	13,662	13,399	13,494	95
Law Enforcement and Intelligence	1,761	1,743	1,753	10
Legal Adviser	503	498	501	3
Legislation and Foreign Assistance	753	745	750	5
Management	1,742	1,727	1,737	10
Non Proliferation and Verification	1,509	1,494	1,503	9
Oceans, International Environmental & Scientific Affairs	1,024	1,011	1,017	6
Political-Military Affairs	2,015	1,984	1,997	13
Private International Law	1,131	1,103	1,112	9
Public Diplomacy and Public Affairs	879	870	875	5
Treaty Affairs	2,013	1,993	2,005	12
United Nations Affairs	754	746	751	5
Western Hemisphere Affairs	642	635	639	4
<b>Total</b>	<b>43,658</b>	<b>43,047</b>	<b>43,323</b>	<b>276</b>

## D&CP – OFFICE OF THE LEGAL ADVISER

### *Funds by Object Class*

(\$ in thousands)

<b>Office of the Legal Adviser</b>	<b>FY 2011 Actual</b>	<b>FY 2012 Estimate</b>	<b>FY 2013 Request</b>	<b>Increase / Decrease</b>
1100 Personnel Compensation	23,286	23,264	23,371	107
1200 Personnel Benefits	6,929	6,928	6,959	31
2100 Travel & Trans of Persons	336	321	300	(21)
2300 Rents, Comm & Utilities	611	584	560	(24)
2400 Printing & Reproduction	170	163	150	(13)
2500 Other Services	7,826	7,484	7,654	170
2600 Supplies and Materials	121	116	100	(16)
3100 Personal Property	59	56	54	(2)
4100 Grants, Subsidies & Contributions	4,320	4,131	4,175	44
<b>Total</b>	<b>43,658</b>	<b>43,047</b>	<b>43,323</b>	<b>276</b>

*This page intentionally left blank*

## D&CP – BUREAU OF ECONOMIC AND BUSINESS AFFAIRS

### *Resource Summary*

(\$ in thousands)

<b>Appropriations</b>	<b>FY 2011 Actual</b>	<b>FY 2012 Estimate</b>	<b>FY 2013 Request</b>	<b>Increase / Decrease</b>
American Positions	188	188	188	0
Funds	31,837	30,171	30,841	670

### *Program Description*

The mission of the Bureau of Economic and Business Affairs (EB) is to promote economic growth and prosperity in the United States and enhance its economic leadership in the world. EB's work lies at the critical nexus of economic prosperity and national security. As nations reorient their national security strategies to focus more on economic security and deal more in economic power, distinctions between "economic" and "security" policies are fading. America's global leadership and economic strength are a package deal.

EB pursues expanded market opportunities in trade, investment, transportation, and information and communications technology. In concert with other agencies, EB promotes economic development worldwide by encouraging pro-growth economic policies, stable financial systems, and sustainable agricultural production. At the same time, EB acts to secure vital transportation and communications infrastructure. EB also leads in the fight against bribery and corruption, and works aggressively to crack down on the illicit financial flows that aid terrorists and criminal organizations. EB assists U.S. exporters and American businesses that seek market opportunities abroad.

In all of these efforts, EB relies on the substantive and technical expertise of talented Foreign and Civil Service staff, as well as on extensive engagement within the Department, with other agencies and governments, in the multilateral arena, and with the private sector. Notably, EB has been a leading player in the U.S. Government's efforts to shape the international economic architecture of the future through outreach to the key emerging economies that are increasingly influential in the world economy, nations such as China, India, and Brazil. EB has also played leading roles in shaping U.S. strategy in the G-8 and G-20, in the Asia Pacific Economic Cooperation forum, as well as in such established international institutions as the International Monetary Fund, World Bank, World Trade Organization, Organization for Economic Co-operation and Development (OECD), and the United Nations. EB has been at the forefront of the effort to develop a comprehensive U.S.-led strategy for ending global hunger, and for gaining support for the U.S. approach among partner nations. EB has used innovative technologies to get the Department's and the bureau's message out to relevant audiences, both at home and overseas.

The Quadrennial Diplomacy and Development Review (QDDR) reaffirmed the Department's resolve that solving foreign policy problems today requires thinking regionally and globally, seeing the intersections and connections linking nations and regions and interests, and bringing countries and peoples together. With economic growth identified as a critical administration priority, the QDDR calls for elevating economic diplomacy as an essential element of U.S. foreign policy.

In accordance with the QDDR, the Department established the Office of the Under Secretary for Economic Growth, Energy, and the Environment (E) which subsumes the responsibilities of the former Office of the Under Secretary for Economic, Energy, and Agricultural Affairs. The Department also established a new Bureau for Energy Resources (ENR) to unite diplomatic and programmatic efforts on

## D&CP – BUREAU OF ECONOMIC AND BUSINESS AFFAIRS

oil, natural gas, coal, electricity, renewable energy, energy governance, strategic resources, and energy poverty. The Bureau of Oceans and International Environmental and Scientific Affairs (OES), the Science and Technology Advisor, and the newly established Office of the Chief Economist will join EB and ENR in the E family. The Under Secretary’s Office will lead the State Department’s efforts to develop and implement economic growth, energy, agricultural, oceans, environmental, and science and technology policies to promote economic prosperity and address global challenges in a transparent, rules-based, and sustainable system.

### *Performance*

Countries unable to meet their external financial obligations and seeking debt restructuring agreements at the Paris Club are required to pursue reform programs supported and/or monitored by the International Monetary Fund (IMF). Successful implementation of such reform programs is an important element of the restoration of financial stability for such countries.

<b>Strategic Goal 3: Expand and sustain the ranks of prosperous, stable and democratic states by promoting effective, accountable, democratic governance; respect for human rights; sustainable, broad-based economic growth; and well-being</b>							
Active Performance Indicator		Financial Stability Improvement Ratio - Percentage of countries with active debt relief agreements with Paris Club creditors that have an active International Monetary Fund program or have successfully completed it, and do not have protracted arrears to international creditors.					
Prior Year Results and Ratings				FY 2011		Planned Targets	
FY 2007	FY 2008	FY 2009	FY 2010	Target	Result and Rating	FY 2012	FY 2013
84% [Baseline]	87% ▲ Above Target	85% ▲ Above Target	88% ▲ Above Target	85%	90% ▲ Above Target	85%	85%
Reason for Exceeding Target		Consistent application of this linkage policy coupled with more countries obtaining Paris Club debt treatments than originally envisioned.					
Impact		The continued improvements in this indicator point to effectiveness in integrating debt forgiveness with a commitment by recipient countries to positive forward-looking steps that will allow developing countries to enhance long-term economic performance. This is positive for economic prospects and regional stability in numerous parts of the world.					
Methodology		Data are obtained directly from participating Department or other U.S. Government officials and from the IMF itself.					
Data Source and Quality		Department officials participating in Paris Club negotiations provided information on the number of countries seeking debt relief from the Paris Club. The IMF Executive Board provided information on the successful conclusion of IMF reform programs. The Data Quality Assessment revealed no significant data limitations.					

## D&CP – BUREAU OF ECONOMIC AND BUSINESS AFFAIRS

This indicator measures both the number of jurisdictions allowing the commercial use of agricultural biotechnology and the quantitative impact of such decisions, thus serving as a yardstick for market access to biotechnology.

<b>Strategic Goal 3: Expand and sustain the ranks of prosperous, stable and democratic states by promoting effective, accountable, democratic governance; respect for human rights; sustainable, broad-based economic growth; and well-being</b>							
Active Performance Indicator		Number of additional countries allowing commercial use of agricultural biotechnology and percent increase in global acreage of biotech crops under cultivation.					
Prior Year Results and Ratings				FY 2011		Planned Targets	
FY 2007	FY 2008	FY 2009	FY 2010	Target	Result and Rating	FY 2012	FY 2013
2 countries; 12%	2 countries; 9.4%	0 countries; 7%	4 countries; 16 %	1 country; 5%	N/A	1 country; 5%	1 country; 5%
New Indicator, No Rating	▼ Below Target	▼ Below Target	▲ Above Target		Data Not Yet Available, No Rating		
Impact		N/A					
Methodology		The Department has used information provided by the International Service for the Acquisition of Agri-Biotech Applications (ISAAA) for several years and has confidence in the validity and accuracy of its reports but has no independent means of verifying the data.					
Data Source and Quality		International Service for the Acquisition of Agri-Biotech Applications (ISAAA). <a href="http://www.isaaa.org/inbrief/default.asp">http://www.isaaa.org/inbrief/default.asp</a> The Data Quality Assessment revealed no significant data limitations.					

The World Bank Institute's Regulatory Quality Estimate, one of six World Governance Indicators, serves as a measure of the quality of economic governance and conditions facing private sector businesses. It thus serves as a proxy for the favorability of the business environment for the private sector.

## D&CP – BUREAU OF ECONOMIC AND BUSINESS AFFAIRS

<b>Strategic Goal 3: Expand and sustain the ranks of prosperous, stable and democratic states by promoting effective, accountable, democratic governance; respect for human rights; sustainable, broad-based economic growth; and well-being</b>							
Active Performance Indicator		Median World Bank Regulatory Quality Estimate for developing countries (range -2.5 to +2.5).					
Prior Year Results and Ratings				FY 2011		Planned Targets	
FY 2007	FY 2008	FY 2009	FY 2010	Target	Result and Rating	FY 2012	FY 2013
-0.29	-0.36	-0.36  New Indicator, No Rating	-0.33  ▼ Below Target	-0.29	N/A  Data Not Yet Available, No Rating	-0.28	-0.27
Impact		An upward trend in this indicator reflects increased confidence in economic governance and implementation of policies favorable to private sector development and competition.					
Methodology		This indicator reports median World Bank Institute Regulatory Quality Estimate ratings for all non-OECD countries. World Governance Indicators combine the views of enterprise, citizen, and expert survey respondents in industrial and developing countries. The data underlying the aggregate indicators are drawn from a variety of survey institutes, think tanks, NGOs, and international organizations. FY 2011 data is expected in September 2012.					
Data Source and Quality		World Bank Institute: <a href="http://info.worldbank.org/governance/wgi/index.asp">http://info.worldbank.org/governance/wgi/index.asp</a> . The Department has no independent means of verifying the data or methodology used in compiling data from external sources. The Data Quality Assessment revealed minor data limitations: the Department is currently working to close gaps in documenting data collection, cleaning, analysis, and reporting procedures.					

This indicator serves as an index of the quality of economic governance in developing countries and thus provides an indirect measure of the degree of economic opportunity present in such countries.



## D&CP – BUREAU OF ECONOMIC AND BUSINESS AFFAIRS

<b>Strategic Goal 5: Support American prosperity through economic diplomacy</b>							
Active Performance Indicator		Median number of days required to start a business in countries that are not members of the Organization for Economic Co-operation and Development; median cost of starting a business as a percentage of per capita income in those countries.					
Prior Year Results and Ratings				FY 2011		Planned Targets	
FY 2007	FY 2008	FY 2009	FY 2010	Target	Result and Rating	FY 2012	FY 2013
N/A	N/A	26 days, 20% [Baseline]  New Indicator, No Rating	22 days; 18.5%  ▲ Above Target	22 days; 18%	19 days; 17.2%  ▲ Above Target	21 days; 17%	20 days; 16%
Reason for Exceeding Target		During the reporting period a number of countries undertook broad reform programs covering multiple areas of regulation. They have lowered barriers to entry and strengthened property rights, thus helping to establish a more business friendly environment.					
Impact		A decreasing trend in the number of days required to start a business reflects successful government reforms that lower the bureaucratic and legal hurdles faced by entrepreneurs.					
Methodology		Bureau of Economic and Business Affairs has confidence in the World Bank's research quality and methodology but has no independent means of verification of its results					
Data Source and Quality		<a href="http://www.doingbusiness.org/data/exploretopics/starting-a-business">http://www.doingbusiness.org/data/exploretopics/starting-a-business</a>  Data is published annually. Current results are based on data through June 2011. The Data Quality Assessment revealed no significant data limitations.					

### *Justification of Request*

The Bureau's FY 2013 request of \$30.9 million supports key initiatives. This includes an increase of \$667,000 for domestic inflation and to maintain current services. In response to the President's Accountable Government Initiative, this request also includes a decrease of \$44,000 in efficiency savings from proposed reductions in advisory contracts; travel of people and things; printing; and supplies.

The request also reflects a \$0.5 million increase to support the U.S. chairmanship of Kimberley Process (KP) in 2012. This 76-nation effort was established to prevent the use of rough diamonds to finance conflict and has set the standard for addressing the connection between natural resources and armed conflict. The KP continues to face an array of serious challenges where U.S. leadership could play a critical role. The KP operates without a formal secretariat, but rather with a rotating annual chair and a network of working groups that include governments, the diamond industry, and NGOs. The Kimberley Process, a key initiative in support of critical Department goals, is in danger of collapse without the strong leadership the United States will provide at this critical juncture.

**D&CP – BUREAU OF ECONOMIC AND BUSINESS AFFAIRS**

*Resource Summary*

	Positions					Funds (\$ in thousands)		
	American			FSN	Pos Total	Bureau	American	Funds
	CS	FS Dom	Overseas			Managed	Salaries	Total
FY 2011 Actual	108	80	0	0	188	9,366	22,471	31,837
FY 2012 Estimate	108	80	0	0	188	7,707	22,464	30,171
FY 2013 Built-in Changes								
Administrative Savings	0	0	0	0	0	(44)	0	(44)
American COLA	0	0	0	0	0	6	121	127
Domestic Inflation	0	0	0	0	0	87	0	87
Total Built-in Changes	0	0	0	0	0	49	121	170
FY 2013 Current Services	108	80	0	0	188	7,756	22,585	30,341
FY 2013 Program Changes								
Kimberley Process (ESC/IEC)	0	0	0	0	0	500	0	500
Total Program Changes	0	0	0	0	0	500	0	500
FY 2013 Request	108	80	0	0	188	8,256	22,585	30,841

## D&CP – BUREAU OF ECONOMIC AND BUSINESS AFFAIRS

### *Staff by Program Activity* (positions)

Bureau of Economic and Business Affairs	FY 2011 Actual	FY 2012 Estimate	FY 2013 Request	Increase / Decrease
Conduct of Diplomatic Relations	149	149	149	0
Counter-Terrorism Programs	13	13	13	0
Domestic Administrative Support	11	11	11	0
Information Resource Management	2	2	2	0
Policy Formulation	9	9	9	0
Public Diplomacy	4	4	4	0
<b>Total</b>	<b>188</b>	<b>188</b>	<b>188</b>	<b>0</b>

### *Funds by Program Activity* (\$ in thousands)

Bureau of Economic and Business Affairs	FY 2011 Actual	FY 2012 Estimate	FY 2013 Request	Increase / Decrease
Conduct of Diplomatic Relations	25,868	24,638	25,160	522
Counter-Terrorism Programs	1,566	1,544	1,571	27
Domestic Administrative Support	1,546	1,510	1,531	21
Information Resource Management	428	400	417	17
Policy Formulation	1,719	1,623	1,698	75
Public Diplomacy	710	456	464	8
<b>Total</b>	<b>31,837</b>	<b>30,171</b>	<b>30,841</b>	<b>670</b>

### *Program Activities*

Department Of State	Positions			Funds (\$ in thousands)			
	American		FSN	Pos Total	Bureau Managed	American Salaries	Funds Total
	Domestic	Overseas					
Conduct of Diplomatic Relations	149	0	0	149	7,092	18,068	25,160
Counter-Terrorism Programs	13	0	0	13	126	1,445	1,571
Domestic Administrative Support	11	0	0	11	209	1,322	1,531
Information Resource Management	2	0	0	2	161	256	417
Policy Formulation	9	0	0	9	555	1,143	1,698
Public Diplomacy	4	0	0	4	113	351	464
<b>Total</b>	<b>188</b>	<b>0</b>	<b>0</b>	<b>188</b>	<b>8,256</b>	<b>22,585</b>	<b>30,841</b>

## D&CP – BUREAU OF ECONOMIC AND BUSINESS AFFAIRS

### *Staff by Domestic Organization Unit* (positions)

Bureau of Economic and Business Affairs	FY 2011 Actual	FY 2012 Estimate	FY 2013 Request	Increase / Decrease
Caspian Basin Energy Diplomacy	2	0	0	0
Coordinator for Business Affairs	9	9	10	1
Deputy Assistant Secretary for International Communications & Info Policy	27	27	28	1
Deputy Assistant Secretary for International Finance and Development	41	41	40	(1)
Deputy Assistant Secretary for Trade Policy and Programs	45	45	45	0
Deputy Assistant Secretary for Transportation Affairs	13	13	13	0
Office of the Assistant Secretary	26	29	27	(2)
Policy Analysis and Public Diplomacy	10	10	10	0
Terrorism Finance and Economic Sanctions Policy	15	14	15	1
<b>Total</b>	<b>188</b>	<b>188</b>	<b>188</b>	<b>0</b>

### *Funds by Domestic Organization Unit* (\$ in thousands)

Bureau of Economic and Business Affairs	FY 2011 Actual	FY 2012 Estimate	FY 2013 Request	Increase / Decrease
Caspian Basin Energy Diplomacy	788	0	0	0
Coordinator for Business Affairs	2,132	1,987	2,049	62
Deputy Assistant Secretary for International Communications & Info Policy	5,702	5,731	5,753	22
Deputy Assistant Secretary for International Finance and Development	5,387	5,241	5,321	80
Deputy Assistant Secretary for Trade Policy and Programs	7,587	7,248	7,408	160
Deputy Assistant Secretary for Transportation Affairs	1,703	1,803	1,810	7
Office of the Assistant Secretary	3,846	4,087	4,298	211
Policy Analysis and Public Diplomacy	1,388	1,119	1,136	17
Terrorism Finance and Economic Sanctions Policy	3,304	2,955	3,066	111
<b>Total</b>	<b>31,837</b>	<b>30,171</b>	<b>30,841</b>	<b>670</b>

## D&CP – BUREAU OF ECONOMIC AND BUSINESS AFFAIRS

### *Funds by Object Class*

(\$ in thousands)

Bureau of Economic and Business Affairs	FY 2011 Actual	FY 2012 Estimate	FY 2013 Request	Increase / Decrease
1100 Personnel Compensation	18,606	18,478	18,622	144
1200 Personnel Benefits	4,760	4,741	4,773	32
2100 Travel & Trans of Persons	3,697	3,115	3,338	223
2200 Transportation of Things	18	15	16	1
2300 Rents, Comm & Utilities	892	742	795	53
2400 Printing & Reproduction	64	51	55	4
2500 Other Services	2,707	2,113	2,260	147
2600 Supplies and Materials	635	530	568	38
3100 Personal Property	458	386	414	28
<b>Total</b>	<b>31,837</b>	<b>30,171</b>	<b>30,841</b>	<b>670</b>

*This page intentionally left blank*

# D&CP – BUREAU OF INTELLIGENCE AND RESEARCH

## *Resource Summary*

(\$ in thousands)

Appropriations	FY 2011 Actual	FY 2012 Estimate	FY 2013 Request	Increase / Decrease
American Positions	336	337	340	3
Funds	64,932	64,367	68,716	4,349

### *Program Description*

The Bureau of Intelligence and Research (INR) is a member of the U.S. Intelligence Community (IC). INR ensures that well-informed and independent analysis informs foreign policy decisions and that intelligence and counterintelligence activities support America's foreign policy. INR provides all-source analysis to the Secretary of State and other State Department policymakers, including ambassadors, special negotiators, country directors, and desk officers.

The Secretary's global agenda determines INR's priorities. INR Civil Service and Foreign Service Officers analyze information from all sources. From Arab Spring events and nuclear proliferation in Iran and North Korea, to narco-violence in Mexico, new cyber threats, and humanitarian emergencies in Libya, Japan and Africa – INR provides policymakers with up-to-the-minute information on fast-breaking events and analyzes longer trends and emerging issues.

INR personnel continuously support diplomatic operations, supplying policymakers with intelligence and analysis directly related to multiple, complex and threatening environments. INR ensures that intelligence resources are used wisely and support the highest priorities.

INR's ability to carry out its mission rests on three pillars:

**All-Source Analysis:** INR is one of three all-source analytical units in the IC. INR analysts focus primarily on supporting diplomats and diplomacy with a wide range of information and analyses. INR participates in the production of joint IC products, usually under the auspices of the National Intelligence Council, and in the drafting and coordinating of articles for the President's Daily Briefing (PDB).

**Intelligence Policy and Coordination:** INR coordinates with the IC to ensure that intelligence activities (collection and operations) support and are informed by foreign policy. Within the State Department, INR coordinates policy review of sensitive intelligence, counterintelligence, and law enforcement activities to ensure that they are consistent with foreign policy interests. INR also represents the State Department's interests in the formulation of intelligence policy by the Office of the Director of National Intelligence (ODNI) and other elements of the IC.

**Analytic Outreach:** INR is the IC's Executive Agent for Analytic Outreach. INR's Conference Program provides analysts and policymakers with perspectives from thousands of outside experts from the private sector, academia, and non-governmental organizations on the most challenging current and emerging foreign policy and intelligence issues. INR manages the IC Associates Program, the Title VIII grant program on Eurasia and East Europe, and the Global Futures Forum.

INR is the Department's principal liaison with the ODNI. Since the creation of the ODNI, there have been many changes in the IC – more attention to customer needs, new standards for information sharing,

## D&CP – BUREAU OF INTELLIGENCE AND RESEARCH

and initiatives regarding cyber security, insider threat detection, and analytic collaboration and standards. INR participates in a wide variety of working groups and committees, and INR analysts participate in the drafting of IC assessments and analyses, including the PDB.

Priorities in FY 2013 include:

- Track and analyze issues that may undermine efforts to promote peace and security such as terrorism, the spread of WMD, and trafficking in humans and illicit drugs;
- Provide all-source analyses and assessments that examine trends in governance, democracy, and human rights and assess domestic policies and leadership performance in countries of interest;
- Prepare all-source analysis and coordinate on IC analyses of cyber issues for senior policymakers; provide intelligence support to the newly created Office of the Coordinator for Cyber Issues and other Department policymakers; and coordinate cyber issues with the IC and other departments concerning intelligence matters;
- Serve as the Executive Agent of the Director of National Intelligence to promote, facilitate, and implement outreach to non-U.S. Government experts to inform the IC's analytic work;
- Play a key role in the IC to optimize intelligence collection and requirements so that current and future diplomatic information needs are met, resulting in enhanced intelligence support for policymakers;
- Serve as a leader in the U.S. Government for foreign public opinion research to inform the U.S. Government's public diplomacy initiatives;
- Increase collaboration and information sharing on humanitarian issues and complex emergencies worldwide through the interagency Humanitarian Information Unit;
- Strengthen analytic tradecraft to produce more cogent, rigorous and accurate assessments;
- Create and maintain a diverse and agile workforce through recruitment, training, and professional development in support of the national security mission;
- Enhance protection of sensitive compartmented information whether it resides on paper or in electronic media;
- Enhance enterprise audit and insider threat detection capabilities; and
- Enhance information sharing, operational effectiveness and decision making via e-Intel which provides Top Secret information to cleared policy makers at their desktops.

### *Justification of Request*

The Department's FY 2013 request of \$68.716 million for the Bureau of Intelligence and Research includes an increase of \$611,000 to maintain current services and an increase of \$3.738 million in program changes, compared to the FY 2012 level of \$64.367 million. In response to the President's Accountable Government Initiative, this request also includes a decrease of \$106,000 in efficiency saving from proposed reductions in contractual services.

#### **Cyber Security Analysis and Coordination: \$422,000 including 3 positions**

President Obama noted that "the cyber threat is one of the most serious economic and national security challenges we face as a nation." In 2009, INR established an Office of Cyber Affairs to provide a more coherent approach to the challenges of cyber security analysis and coordination. The Secretary of State has made three speeches on cyber issues and created two new offices to which INR/CYBER provides intelligence support: the Coordinator for Cyber Issues and the Senior Advisor for Innovation & Technology. INR/CYBER also provides intelligence support to the Office of the Ambassador for Communications and Information Policy, to the Bureau of Counterterrorism, and to the geographical bureaus on issues related to the Internet, cyber security, and terrorist use of the Internet. The



## **D&CP – BUREAU OF INTELLIGENCE AND RESEARCH**

Department's policymakers continue to place increasing importance on cyber-related issues and IC cyber-related activities continue to expand and demand INR/CYBER's engagement. INR/CYBER requests additional staff to: coordinate cyber issues with the IC and the inter-agency regarding intelligence matters; prepare all source assessments and coordinate on IC analyses on cyber developments prepared for senior policymakers; and provide intelligence support to the newly created Office of the Coordinator for Cyber Issues and other Department policymakers. This request will ensure that INR keeps decision makers informed of cyber developments and coordinate efficiently with the IC on cyber operations.

### **Enterprise Audit and Insider Threat Detection: \$1.825 million**

These resources will be used to enhance counterintelligence analysis capability to detect and analyze anomalous behavior in support of the insider threat program. The funds will be used to provide hardware and software to support initial audit generation, collection, and monitoring capabilities for a limited set of critical intelligence information; hardware to support audit sharing capability on a selected set of information resources; limited audit data storage capability; limited automation of insider threat data feeds into a core analytical application to proactively identify insider threats; and an insider threat computer-based training program.

### **Intelligence Support: \$1.491 million**

These resources will be used to support INR's operational and public diplomacy requirements, such as providing all-source analysis including intelligence policy and coordination, polling, and analytic outreach. The funds will support existing INR programs that advance Department and IC priorities.

# D&CP – BUREAU OF INTELLIGENCE AND RESEARCH

## *Resource Summary*

	Positions					Funds (\$ in thousands)		
	American				Pos	Bureau	American	Funds
	CS	FS Dom	Overseas	FSN	Total	Managed	Salaries	Total
FY 2011 Actual	275	61	0	0	336	18,007	46,925	64,932
FY 2012 Estimate	276	61	0	0	337	17,442	46,925	64,367
FY 2013 Built-in Changes								
Administrative Savings	0	0	0	0	0	(106)	0	(106)
American COLA	0	0	0	0	0	6	233	239
Domestic Inflation	0	0	0	0	0	319	0	319
Overseas Price Inflation	0	0	0	0	0	159	0	159
Total Built-in Changes	0	0	0	0	0	378	233	611
FY 2013 Current Services	276	61	0	0	337	17,820	47,158	64,978
FY 2013 Program Changes								
Cybersecurity	3	0	0	0	3	192	230	422
Enterprise Audit and Insider Threat Detection	0	0	0	0	0	1,825	0	1,825
Intelligence Support	0	0	0	0	0	1,475	0	1,475
Public Diplomacy	0	0	0	0	0	16	0	16
Total Program Changes	3	0	0	0	3	3,508	230	3,738
FY 2013 Request	279	61	0	0	340	21,328	47,388	68,716

## D&CP – BUREAU OF INTELLIGENCE AND RESEARCH

### *Staff by Program Activity* (positions)

Bureau of Intelligence and Research	FY 2011 Actual	FY 2012 Estimate	FY 2013 Request	Increase / Decrease
Conduct of Diplomatic Relations	293	293	297	4
Intelligence and Research	293	293	297	4
Domestic Administrative Support	22	22	22	0
Domestic Administrative Management	12	12	12	0
Domestic Financial Services	5	5	5	0
Domestic General Services	2	2	2	0
Domestic Personnel Services	3	3	3	0
Information Resource Management	10	10	10	0
Corporate Information Systems and Services	10	10	10	0
Policy Formulation	11	12	11	(1)
Bureau Direction	11	12	11	(1)
<b>Total</b>	<b>336</b>	<b>337</b>	<b>340</b>	<b>3</b>

### *Funds by Program Activity* (\$ in thousands)

Bureau of Intelligence and Research	FY 2011 Actual	FY 2012 Estimate	FY 2013 Request	Increase / Decrease
Conduct of Diplomatic Relations	43,099	43,051	43,791	740
Intelligence and Research	43,099	43,051	43,791	740
Domestic Administrative Support	3,613	3,570	3,677	107
Domestic Administrative Management	1,597	1,597	1,616	19
Domestic Financial Services	707	707	712	5
Domestic General Services	717	709	766	57
Domestic Personnel Services	592	557	583	26
Information Resource Management	10,616	10,267	13,613	3,346
Corporate Information Systems and Services	9,836	9,487	12,820	3,333
Infrastructure Systems	780	780	793	13
Policy Formulation	1,761	1,761	1,776	15
Bureau Direction	1,761	1,761	1,776	15
Public Diplomacy	5,843	5,718	5,859	141
Public Diplomacy - Program Costs	5,843	5,718	5,859	141
<b>Total</b>	<b>64,932</b>	<b>64,367</b>	<b>68,716</b>	<b>4,349</b>

## D&CP – BUREAU OF INTELLIGENCE AND RESEARCH

### *Program Activities*

Department Of State	Positions			Funds (\$ in thousands)			
	American		FSN	Pos Total	Bureau Managed	American Salaries	Funds Total
	Domestic	Overseas					
Conduct of Diplomatic Relations	297	0	0	297	2,373	41,418	43,791
Intelligence and Research	297	0	0	297	2,373	41,418	43,791
Domestic Administrative Support	22	0	0	22	622	3,055	3,677
Domestic Administrative Management	12	0	0	12	89	1,527	1,616
Domestic Financial Services	5	0	0	5	17	695	712
Domestic General Services	2	0	0	2	350	416	766
Domestic Personnel Services	3	0	0	3	166	417	583
Information Resource Management	10	0	0	10	12,226	1,387	13,613
Corporate Information Systems and Services	10	0	0	10	11,433	1,387	12,820
Infrastructure Systems	0	0	0	0	793	0	793
Policy Formulation	11	0	0	11	248	1,528	1,776
Bureau Direction	11	0	0	11	248	1,528	1,776
Public Diplomacy	0	0	0	0	5,859	0	5,859
Public Diplomacy - Program Costs	0	0	0	0	5,859	0	5,859
<b>Total</b>	<b>340</b>	<b>0</b>	<b>0</b>	<b>340</b>	<b>21,328</b>	<b>47,388</b>	<b>68,716</b>

## D&CP – BUREAU OF INTELLIGENCE AND RESEARCH

### *Staff by Domestic Organization Unit* (positions)

Bureau of Intelligence and Research	FY 2011 Actual	FY 2012 Estimate	FY 2013 Request	Increase / Decrease
Assistant Secretary for Intelligence & Research	6	7	6	(1)
Deputy Assistant Secretary for Analysis and Information Management	2	2	2	0
Deputy Assistant Secretary for Intelligence Policy and Coordination	2	2	2	0
INR Watch (INR/WATCH)	14	14	14	0
Office of Analysis for Africa (INR/AF)	14	14	14	0
Office of Analysis for East Asia & Pacific	22	23	22	(1)
Office of Analysis for Europe (INR/EUR)	18	18	19	1
Office of Analysis for Near East & South Asia	25	25	25	0
Office of Analysis for Russia and Eurasia	24	24	24	0
Office of Analysis for Terrorism, Narcotics and Crime	20	20	20	0
Office of Analysis for Western Hemisphere Affairs (INR/WHA)	12	12	12	0
Office of Counter-Intelligence & Consular Support	6	5	6	1
Office of Cyber Affairs (INR/CYBER)	5	5	8	3
Office of Economic Analysis	18	18	18	0
Office of Intelligence Operations (INR/OPS)	6	6	6	0
Office of Opinion Research (INR/OPN)	37	37	37	0
Office of Outreach (INR/OTR)	10	10	10	0
Office of Publications	6	6	6	0
Office of Strategic, Proliferation and Military Issues	21	21	21	0
Office of Technical Collection Affairs (INR/TCA)	10	10	10	0
Office of the Executive Director	32	32	32	0
Office of the Geographer and Global Issues	24	24	24	0
Principal DAS for Intelligence & Research	2	2	2	0
<b>Total</b>	<b>336</b>	<b>337</b>	<b>340</b>	<b>3</b>

## D&CP – BUREAU OF INTELLIGENCE AND RESEARCH

### *Funds by Domestic Organization Unit*

(\$ in thousands)

Bureau of Intelligence and Research	FY 2011 Actual	FY 2012 Estimate	FY 2013 Request	Increase / Decrease
Assistant Secretary for Intelligence & Research	993	993	1,004	11
Deputy Assistant Secretary for Analysis and Information Management	290	290	292	2
Deputy Assistant Secretary for Intelligence Policy and Coordination	283	283	284	1
INR Watch (INR/WATCH)	2,089	2,089	2,103	14
Office of Analysis for Africa (INR/AF)	2,081	2,081	2,093	12
Office of Analysis for East Asia & Pacific	3,178	3,177	3,197	20
Office of Analysis for Europe (INR/EUR)	2,566	2,566	2,581	15
Office of Analysis for Near East & South Asia	3,904	3,900	3,923	23
Office of Analysis for Russia and Eurasia	3,524	3,521	3,544	23
Office of Analysis for Terrorism, Narcotics and Crime	2,983	2,982	3,000	18
Office of Analysis for Western Hemisphere Affairs (INR/WHA)	1,710	1,710	1,718	8
Office of Counter-Intelligence & Consular Support	845	845	849	4
Office of Cyber Affairs (INR/CYBER)	834	825	1,270	445
Office of Economic Analysis	2,580	2,580	2,596	16
Office of Intelligence Operations (INR/OPS)	852	852	856	4
Office of Opinion Research (INR/OPN)	10,967	10,842	11,008	166
Office of Outreach (INR/OTR)	1,832	1,806	1,862	56
Office of Publications	845	845	849	4
Office of Strategic, Proliferation and Military Issues	3,017	3,016	3,033	17
Office of Technical Collection Affairs (INR/TCA)	1,553	1,552	1,563	11
Office of the Executive Director	13,388	13,016	16,323	3,307
Office of the Geographer and Global Issues	4,280	4,258	4,428	170
Principal DAS for Intelligence & Research	338	338	340	2
<b>Total</b>	<b>64,932</b>	<b>64,367</b>	<b>68,716</b>	<b>4,349</b>

## D&CP – BUREAU OF INTELLIGENCE AND RESEARCH

### *Funds by Object Class*

(\$ in thousands)

<b>Bureau of Intelligence and Research</b>	<b>FY 2011 Actual</b>	<b>FY 2012 Estimate</b>	<b>FY 2013 Request</b>	<b>Increase / Decrease</b>
1100 Personnel Compensation	36,884	36,884	37,257	373
1200 Personnel Benefits	10,826	10,826	10,934	108
2100 Travel & Trans of Persons	944	943	976	33
2300 Rents, Comm & Utilities	788	800	814	14
2400 Printing & Reproduction	299	299	307	8
2500 Other Services	11,495	11,302	14,206	2,904
2600 Supplies and Materials	884	866	1,329	463
3100 Personal Property	2,807	2,447	2,893	446
4200 Insurance Claims & Indemnities	5	0	0	0
<b>Total</b>	<b>64,932</b>	<b>64,367</b>	<b>68,716</b>	<b>4,349</b>

*This page intentionally left blank*



## D&CP – BUREAU OF AFRICAN AFFAIRS

### *Resource Summary*

(\$ in thousands)

<b>Appropriations</b>	<b>FY 2011 Actual</b>	<b>FY 2012 Estimate</b>	<b>FY 2013 Request</b>	<b>Increase / Decrease</b>
American Positions	1,050	1,052	1,039	(13)
Funds	402,758	380,449	394,399	13,950

### *Program Description*

The Bureau of African Affairs (AF) promotes the Administration's foreign policy priorities in 49 countries in sub-Saharan Africa through 44 U.S. embassies and four constituent posts located in Cape Town, Durban, Johannesburg, and Lagos. AF's FY 2013 budget request addresses key foreign policy initiatives and development challenges across Africa by focusing on the following five overarching policy priorities: 1) strengthening democratic institutions and the rule of law; 2) fostering broad-based economic growth, including support for the reduction of hunger and poverty through a comprehensive approach to food security; 3) combating disease and improving public health and education; 4) preventing and resolving armed conflicts; and 5) working with Africans to address old and new transnational challenges, including mitigating the impact of climate change and promoting clean and renewable energy, preventing narcotics trafficking, reducing the threat of terrorism, and improving maritime security.

AF works with its African partners to increase democracy, good governance, and respect for the rule of law; promote sustainable economic development; and encourage expanded trade and investment. AF also devotes major efforts to the prevention, mitigation, and resolution of crises and conflicts by promoting peace and security, supporting African conflict mediation, and managing programs to strengthen African capacity to carry out peacekeeping and counterterrorism operations. Countering transnational threats, especially the spread of HIV/AIDS and other infectious diseases, is a priority, as are continued concerns over narcotics, crime, and environmental degradation, all of which undermine stability and hamper prospects for economic growth.

The policy initiatives summarized above advance U.S. interests and recognize freedom, prosperity, and security as benchmarks for success in the U.S./African partnership of the 21st Century. While Africa's future is up to Africans, the United States will continue to play a major role with its African partners in shaping that future.

#### **Strengthen Democratic Institutions**

Strengthening democratic institutions remains the most important policy priority for the Bureau of African Affairs. Democracy is a long-term process, not an event and not just an election. The Department and USAID will continue to work in partnership with African governments and civil society organizations to strengthen their democratic institutions and to protect the democratic gains they have made. To support these efforts, the Bureau will work to combat corruption, abusive governments and human rights violations, and improve budget transparency. The Bureau will encourage the development of independent judiciaries, strong legislative bodies, independent media, robust civil societies, and transparent elections.

There are 16 presidential elections scheduled across Africa in 2013 and 2014. Well-run elections can strengthen public confidence in democracy and in democratic institutions. Elections that are corrupt, mismanaged and fraudulent have the opposite effect and undermine peoples' faith in democratic values.

## **D&CP – BUREAU OF AFRICAN AFFAIRS**

It is critical that AF continue supporting and promoting credible electoral processes before, during and after elections as part of its long-term commitment to help build democratic capacity in Africa. The Bureau plans to expand its electoral focus beyond national level contests to include provincial and local elections as well – the credibility of which is often essential to governments’ grass-roots legitimacy and stability.

### **Foster Sustained Economic Growth**

Fostering sustained economic growth will continue to be a priority in FY 2013. Africa remains the poorest and most economically vulnerable continent in the world and the global financial crisis slowed previously robust economic growth in some countries on the continent. The steep rise in fuel, food, and fertilizer costs and the wild swings in commodity prices also threaten to erode some of Africa’s recent economic gains. With declining export earnings, remittances, and foreign exchange reserves, Africa’s poorest nations run the risk of falling backward into new indebtedness and deeper poverty. In addition, budget and economic difficulties in donor countries may result in decreased assistance to Africa and a more hostile environment for expanded trade preferences.

Broad-based economic growth will reduce poverty and hunger, create jobs, and provide resources for expansion of health and education services. The United States must help its African partners raise per capita income levels, promote inclusive, sustainable growth, and improve the business environment to attract global investment.

### **Invest in People**

Combating disease and improving public health are essential to economic growth and development. A healthy population is essential to promote the positive change in governance, institutions, and economic systems that are prerequisites for democratic and economic progress. The Bureau will continue to work with other agencies and partner countries to implement the Global Health Initiative (GHI), a comprehensive, whole-of-government approach to global health. Building on existing health programs, the GHI will remain centered on women and girls; leverage local and multilateral partnerships, including the private sector; strengthen health systems; and promote research.

### **Prevent and Mitigate Conflict**

Preventing and mitigating conflict is critical to the continued development of sub-Saharan Africa. Conflicts in Africa destabilize states, prevent economic development, cause enormous loss of life and frequently result in major refugee flows. Through proactive work with African leaders, civil society organizations and the international community, the Bureau will seek to prevent conflicts and defuse political, economic and regional disagreements before they become sources of open hostility. AF will also assist African leaders to mitigate and resolve conflicts that already exist. The Bureau will help parties resolve the Darfur conflict, help stakeholders determine the future of the disputed Abyei region, and support the newly independent state of Southern Sudan. AF will work with interested parties to resolve outstanding issues in the eastern Democratic Republic of the Congo, to support stability in that volatile region, and to end the illegal mineral trade that is fueling conflict in the region. The Bureau will support international efforts to stabilize the situation in Cote d’Ivoire and to resolve societal divisions that have given rise to a decade of conflict in that country. AF will continue efforts to implement a comprehensive strategy to end Somalia’s long nightmare of instability, to bring greater stability and governance to that country, and to deal with the issue of piracy off its coastline.

The Bureau will also continue efforts to strengthen African peacekeeping capabilities and to support the African Union’s peace and security initiatives. The situations in Darfur and Somalia are expected to continue to require external peacekeeping assistance in FY 2013. To that end, the Bureau’s efforts will support the deployment of infantry battalions to the UN-African Union Hybrid Mission in Darfur and the

## **D&CP – BUREAU OF AFRICAN AFFAIRS**

provision of more equipment, troops, and logistical support to the African Union Peacekeeping Mission in Somalia (AMISOM).

### **Combat Transnational Challenges**

Africa's state fragility, institutional weaknesses, and poverty place it at a distinct disadvantage in dealing with major global and transnational problems like health pandemics, food shortages, and the illegal exploitation of the region's maritime and mineral resources. Narcotics trafficking is an increasing problem in West Africa and could become a major destabilizing force if it is not stemmed. Africa is acutely vulnerable to climate change, which will impact food security as well as access to markets. The Bureau will lead U.S. Government efforts in Africa to ensure that African countries can adapt to climate change as they grow their economies. AF will help partner nations implement low-carbon development strategies to guide investment as well as take concrete steps to achieve sustainable low-carbon growth. The bureau will be equally active in working with leaders and governments across the continent and with international partners to address Africa's transnational challenges.

### **Strengthen Consular and Management Capabilities**

AF's management platform supports the personnel resources upon which the Bureau's foreign policy depends. This budget request provides funding to support the efficient operation of new embassy compounds and new office buildings opening in FY 2012 and FY 2013. AF is eliminating administrative duplication through consolidation of USAID personnel into the Department's administrative platform, and increasing operational efficiencies through regionalization, process improvement, empowering locally employed staff (LE Staff), and expanding the use of technology.

The strength of the U.S. Government partnership with Africa is built on people-to-people ties. AF uses strategic and focused public diplomacy activities and initiatives to strengthen bonds between Americans and Africans and demonstrates a link between America's interests and Africa's progress.

### ***Performance***

This indicator measures progress towards the adoption of principles of the rule of law in sub-Saharan Africa, taken from the World Bank Institute's Worldwide Governance Indicators (WGI). The average percentile change for this indicator each year for the previous 10 years has been 0.0625. Given this historical trend, in the coming years gains are expected to be modest, although higher than the average.

## D&CP – BUREAU OF AFRICAN AFFAIRS

<b>Strategic Goal 3: Expand and sustain the ranks of prosperous, stable and democratic states by promoting effective, accountable, democratic governance; respect for human rights; sustainable, broad-based economic growth; and well-being</b>							
Active Performance Indicator		Average percentile score for sub-Saharan Africa on the World Bank Institute's Worldwide Governance Rule of Law Indicator (Scale = 0 to 100).					
Prior Year Results and Ratings				FY 2011		Planned Targets	
FY 2007	FY 2008	FY 2009	FY 2010	Target	Result and Rating	FY 2012	FY 2013
28.6	28.3	28.6	28.1	28.4	28.4	28.7	29.1
New Indicator, No Rating	[Baseline]	◀▶ On Target	▼ Below Target		◀▶ On Target		
Impact		The Rule of Law Indicator measures the extent to which agents have confidence in and abide by the rules of society, in particular the quality of contract enforcement, the police, and the courts, as well as the likelihood of crime and violence, all of which are critically important to the strengthening of democratic institutions throughout sub-Saharan Africa.					
Methodology		The 2011 update of the WGI research project covers 213 countries and territories and measures six dimensions of governance, including Rule of Law. The data reflect the views on governance of public sector, private sector, and NGO experts, as well as thousands of citizen and firm survey respondents worldwide.					
Data Source and Quality		World Bank Institute's Worldwide Governance Indicators (WGI). The Data Quality Assessment revealed no significant data limitations.					

Sub-Saharan Africa needs increased private sector investment, both foreign and domestic, to achieve high sustained rates of economic growth to reduce poverty on the continent. The region is largely disconnected from the global marketplace and the benefits that arise from trade. Africa's share of world trade amounts to just under three percent. Increased external and intra-regional trade will have a significant positive impact on regional growth and development, including increased overall prosperity and economic opportunity.

## D&CP – BUREAU OF AFRICAN AFFAIRS

<b>Strategic Goal 3: Expand and sustain the ranks of prosperous, stable and democratic states by promoting effective, accountable, democratic governance; respect for human rights; sustainable, broad-based economic growth; and well-being</b>							
Active Performance Indicator		Level of two-way trade between the United States and sub-Saharan Africa, excluding U.S. energy-related imports.					
Prior Year Results and Ratings				FY 2011		Planned Targets	
FY 2007	FY 2008	FY 2009	FY 2010	Target	Result and Rating	FY 2012	FY 2013
\$26.5 billion  ▲ Above Target	\$33.5 billion  ▲ Above Target	\$24.3 billion  ▼ Below Target	\$26 billion  ▼ Below Target	\$30 billion	NA  Data Not Yet Available, No Rating	\$35 billion	\$40 billion
Impact		Increased private sector investment, both foreign and domestic, will contribute to the achievement of sustained rates of economic growth needed to reduce poverty in sub-Saharan Africa.					
Methodology		Data is culled from the U.S. International Trade Commission's website. Three reports are used: one each for imports and exports, which added together give total trade, and one for energy-related imports, to be subtracted from total trade. U.S. energy-related imports are excluded to provide information about the progress of export diversification.					
Data Source and Quality		United States International Trade Commission. The Data Quality Assessment revealed no significant data limitations.					

This indicator uses social, political, and economic data, as reflected in the Fund for Peace Failed States Index, to measure government capacity and vulnerability to conflict or collapse. Each country is rated on a scale of 1-10 on twelve indicators (with a score of 10 indicating the highest risk factor) and those scores are totaled. Countries scoring below 30 are rated as 'Stable'; those scoring 30-59.9 are rated 'Borderline'; those scoring 60-89.9 are rated as 'In Danger'; and those scoring above 90 are rated as 'Critical.' The 'critical' category represents the least stable countries.

## D&CP – BUREAU OF AFRICAN AFFAIRS

<b>Strategic Goal 1: Counter threats to the United States and the international order, and advance civilian security around the world</b>							
Active Performance Indicator		Number of countries in sub-Saharan Africa that are rated as "critical" by the Fund for Peace Failed States Index.					
Prior Year Results and Ratings				FY 2011		Planned Targets	
FY 2007	FY 2008	FY 2009	FY 2010	Target	Result and Rating	FY 2012	FY 2013
18 countries	20 countries [Baseline]	22 countries ▼ Below Target	22 countries ▼ Below Target	20 countries	22 countries ▼ Below Target	21 countries	20 countries
Steps to Improve		Although much progress has been made, many challenges remain for conflict prevention, mitigation, and response efforts. While conflict has decreased, its effects persist. Future targets were revised downward as a result. The Africa Bureau will continue robust engagement, using our diplomatic and development resources and working with African partners, to build on gains in stability.					
Impact		The Failed States Index does not provide all the answers, nor does it claim to be able to. It is a starting point, however, for a discussion about why states fail and what should be done about them. Many of the countries being rated use the Index for self-assessment to gauge their own stability and performance on objective criteria and seek ways to improve their scores.					
Methodology		The Failed States Index is a collaboration between The Fund for Peace and Foreign Policy magazine. Using 12 indicators of state cohesion and performance, compiled through a close examination of more than 30,000 publicly available sources, states are assessed for risk of failure. Countries are listed as "critical" if they receive a total score above 90 on the index.					
Data Source and Quality		Fund for Peace Failed States Index. The Data Quality Assessment revealed no significant data limitations.					

This indicator uses social, political, and economic data, as reflected in the Fund for Peace Failed States Index, to measure government capacity and vulnerability to conflict or collapse. Each country is rated on a scale of 1-10 on 12 indicators (with a score of 10 indicating the highest risk factor) and those scores are totaled. The Index provides a comprehensive picture of the challenges Sudan faces and allows us to track incremental progress in different programming sectors over time. The baseline result reports on the status of Sudan prior to the independence of South Sudan and thus encompasses both countries. When the two countries are reported separately in the index, South Sudan alone will be reported on here and a comparison will be able to be made between Sudan pre-South Sudan independence and South Sudan post-independence.

## D&CP – BUREAU OF AFRICAN AFFAIRS

<b>Strategic Goal 1: Counter threats to the United States and the international order, and advance civilian security around the world</b>							
Active Performance Indicator		NEW INDICATOR: Numeric assessment of South Sudan in the Failed States Index created by the Fund for Peace.					
Prior Year Results and Ratings				FY 2011		Planned Targets	
FY 2007	FY 2008	FY 2009	FY 2010	Target	Result and Rating	FY 2012	FY 2013
N/A	N/A	N/A	N/A	Baseline year	108.7  New Indicator, No Rating	108.1	107.5
Impact		Sudan and South Sudan are a major focus of U.S. policy in sub-Saharan Africa and have a large regional impact. As a key country, progress in South Sudan will advance Africa Bureau policy in that country, and also contribute to the Bureau's regional goals. The Failed States Index provides a general gauge of performance across multiple indicators.					
Methodology		The Failed States Index is a collaboration between The Fund for Peace and Foreign Policy magazine. The Index uses 12 indicators of state cohesion and performance, compiled through a close examination of more than 30,000 publicly available sources. It ranks 177 states in order from most to least at risk of failure.					
Data Source and Quality		The Fund for Peace Failed States Index. The Data Quality Assessment revealed no significant data limitations.					

### *Justification of Request*

The Department's FY 2013 request of \$394.4 million for the Bureau of African Affairs includes increases to fund inflationary costs, operate existing facilities, provide operational support for New Office Building (NOBs), and expand the U.S. diplomatic platform in a critical region in Africa. The request includes an increase of \$3.5 million for overseas price inflation, \$389,000 for domestic inflation, and \$7.7 million for limited pay increases to maintain current services. In response to the President's Accountable Government Initiative, this request also includes a decrease of \$1.4 million in efficiency savings from advisory contracts; travel of people and things; printing; and supplies. The request also includes a reduction of \$7.4 million to shift consular activity and consular resources to fee funding, a \$1.6 million net increase to support the diplomatic and management platform and a \$1.5 million increase to strategically align public diplomacy resources with current foreign policy priorities.

### **Supporting Embassy Juba: \$1,790,000**

South Sudan became the world's newest country on July 9, 2011. The resource requirements for the conversion from a consulate to an embassy included additional LE staff and US direct hires (USDH) to stand up an ambassadorial office, including security and transportation needs. The increase in staffing in Juba was required to manage U.S. activities related to managing bilateral relations, promoting internal and sub-regional peace and security, and promoting health, food security, energy security, and other transnational issues. The expansion of the diplomatic platform in South Sudan is critical to achieving the

## **D&CP – BUREAU OF AFRICAN AFFAIRS**

Department's goals in the newest nation in the world to assist them in becoming a successful nation and to prevent a failed state. This request funds the recurring costs of the larger diplomatic platform in this critical country.

### **Juba New Positions: \$838,000**

The Department requests funding for two USDH positions under the Secretary's Diplomacy 3.0 Initiative. The requested funding will be used for start-up and recurring costs associated with hiring an Economic Officer and Management Officer for Juba, South Sudan. AF requires these positions to meet programmatic and administrative requirements. Economic opportunity holds the key to stability in South Sudan. An Economic Officer would further assist the U.S. government efforts to develop the agricultural sector, expand private sector opportunities, improve economic governance, provide increased reporting and monitoring, and mitigate conflict through improving livelihoods. With the increased size and complexity of the U.S. Mission in South Sudan, the Management Officer position is needed to support the administrative platform to meet foreign policy goals.

### **New Office Buildings: \$815,000**

The Department requests funding for operating two New Office Buildings (NOBs) scheduled to open in FY 2013. A NOB will open in Malabo and an annex in Pretoria. These larger, more technologically complex buildings have substantially higher operating costs than the buildings they replace. This is especially true in Africa where the pool of skilled labor is very small and the host country's ability to provide basic municipal services (i.e. electricity, water) is limited. These new buildings will require one-time start-up costs (office & warehouse equipment and move related costs) and recurring costs (additional locally employed staff positions, service contracts, supplies, fuel, and utility costs) to properly open and operate. Funding is critical to maintain operations and protect the U.S. governments' financial investment of the construction of the facilities.



## D&CP – BUREAU OF AFRICAN AFFAIRS

### *Resource Summary*

	Positions					Funds (\$ in thousands)		
	American				Pos	Bureau	American	Funds
	CS	FS Dom	Overseas	FSN	Total	Managed	Salaries	Total
FY 2011 Actual	89	85	876	535	1,585	263,955	138,803	402,758
FY 2012 Estimate	92	84	876	535	1,587	242,261	138,188	380,449
FY 2013 Built-in Changes								
Administrative Savings	0	0	0	0	0	(1,384)	0	(1,384)
American COLA	0	0	0	0	0	135	742	877
Domestic Inflation	0	0	0	0	0	389	0	389
Facility Operating Cost	0	0	0	0	0	4,665	0	4,665
Locally Engaged Staff Wage Increases	0	0	0	0	0	3,391	0	3,391
Locally-Engaged Staff Step Increases	0	0	0	0	0	3,391	0	3,391
Overseas Price Inflation	0	0	0	0	0	3,465	0	3,465
Total Built-in Changes	0	0	0	0	0	14,052	742	14,794
FY 2013 Current Services	92	84	876	535	1,587	256,313	138,930	395,243
FY 2013 Program Changes								
D&CP Consular Activity Shift to Fee Revenue	0	0	(15)	0	(15)	(3,488)	(1,926)	(5,414)
D&CP Consular Activity Shift to Fee Revenue - ICASS	0	0	0	0	0	(1,932)	0	(1,932)
Operational Adjustment	0	0	0	0	0	4,190	(2,631)	1,559
PD Strategic Realignment	0	0	0	0	0	1,500	0	1,500
Supporting Embassy Juba	0	0	0	1	1	1,790	0	1,790
New Office Buildings (NOBs)	0	0	0	8	8	815	0	815
Juba New Positions	0	0	2	0	2	657	181	838
Total Program Changes	0	0	(13)	9	(4)	3,532	(4,376)	(844)
FY 2013 Request	92	84	863	544	1,583	259,845	134,554	394,399

## D&CP – BUREAU OF AFRICAN AFFAIRS

### *Staff by Program Activity* (positions)

Bureau of African Affairs	FY 2011 Actual	FY 2012 Estimate	FY 2013 Request	Increase / Decrease
Conduct of Consular Relations	20	20	5	(15)
Conduct of Diplomatic Relations	538	538	540	2
Diplomatic Security	38	38	38	0
Domestic Administrative Support	24	24	24	0
Information Resource Management	132	132	132	0
Policy Formulation	187	187	187	0
Public Diplomacy	111	113	113	0
<b>Total</b>	<b>1,050</b>	<b>1,052</b>	<b>1,039</b>	<b>(13)</b>

### *Funds by Program Activity* (\$ in thousands)

Bureau of African Affairs	FY 2011 Actual	FY 2012 Estimate	FY 2013 Request	Increase / Decrease
Conduct of Consular Relations	21,510	20,620	17,267	(3,353)
Conduct of Diplomatic Relations	118,886	112,851	125,022	12,171
Diplomatic Security	7,528	7,271	7,686	415
Domestic Administrative Support	10,688	10,407	11,168	761
Information Resource Management	43,530	40,992	45,000	4,008
Overseas Program Support	103,993	94,379	88,798	(5,581)
Policy Formulation	47,523	46,019	48,551	2,532
Public Diplomacy	49,100	47,910	50,907	2,997
<b>Total</b>	<b>402,758</b>	<b>380,449</b>	<b>394,399</b>	<b>13,950</b>

## D&CP – BUREAU OF AFRICAN AFFAIRS

### *Program Activities*

Department Of State	Positions			Funds (\$ in thousands)			
	American		FSN	Pos Total	Bureau Managed	American Salaries	Funds Total
	Domestic	Overseas					
Conduct of Consular Relations	0	5	0	5	7,723	9,544	17,267
Conduct of Diplomatic Relations	115	425	139	679	61,054	63,968	125,022
Diplomatic Security	0	38	40	78	3,874	3,812	7,686
Domestic Administrative Support	24	0	0	24	5,027	6,141	11,168
Information Resource Management	1	131	40	172	32,086	12,914	45,000
Overseas Program Support	0	0	0	0	88,798	0	88,798
Policy Formulation	17	170	45	232	23,444	25,107	48,551
Public Diplomacy	19	94	280	393	37,839	13,068	50,907
<b>Total</b>	<b>176</b>	<b>863</b>	<b>544</b>	<b>1,583</b>	<b>259,845</b>	<b>134,554</b>	<b>394,399</b>

### *Staff by Domestic Organization Unit*

(positions)

Bureau of African Affairs	FY 2011 Actual	FY 2012 Estimate	FY 2013 Request	Increase / Decrease
Assistant Secretary for African Affairs	11	11	11	0
Office of Central African Affairs	7	7	7	0
Office of East African Affairs	6	6	6	0
Office of Economic Policy	6	6	6	0
Office of Executive Director	23	23	23	0
Office of Public Diplomacy	31	33	33	0
Office of Regional Affairs	10	10	10	0
Office of Southern African Affairs	8	8	8	0
Office of West African Affairs	8	8	8	0
Senior Deputy Assistant Secretary (DAS)	1	1	1	0
Special Assistant for Press	1	1	1	0
<b>Total</b>	<b>112</b>	<b>114</b>	<b>114</b>	<b>0</b>

## D&CP – BUREAU OF AFRICAN AFFAIRS

### *Funds by Domestic Organization Unit*

(\$ in thousands)

Bureau of African Affairs	FY 2011 Actual	FY 2012 Estimate	FY 2013 Request	Increase / Decrease
Assistant Secretary for African Affairs	4,966	4,830	4,727	(103)
Office of Central African Affairs	3,133	3,107	3,023	(84)
Office of East African Affairs	2,805	2,785	2,708	(77)
Office of Economic Policy	2,416	2,396	2,331	(65)
Office of Executive Director	13,736	12,828	12,712	(116)
Office of Public Diplomacy	4,476	4,342	4,522	180
Office of Regional Affairs	3,133	3,094	3,014	(80)
Office of Southern African Affairs	3,495	3,459	3,367	(92)
Office of West African Affairs	3,281	3,255	3,166	(89)
Senior Deputy Assistant Secretary (DAS)	785	760	745	(15)
Special Assistant for Press	619	610	595	(15)
<b>Total</b>	<b>42,845</b>	<b>41,466</b>	<b>40,910</b>	<b>(556)</b>

### *Staff by Post*

(positions)

Bureau of African Affairs (AF)	FY 2011 Actual			FY 2012 Estimate			FY 2013 Request			Increase/ Decrease		
	Amer	FSN	Total	Amer	FSN	Total	Amer	FSN	Total	Amer	FSN	Total
Africa Regional Services, Paris	2	12	14	2	12	14	2	12	14	0	0	0
Angola, Luanda	25	12	37	25	12	37	25	12	37	0	0	0
Benin, Cotonou	14	9	23	14	9	23	14	9	23	0	0	0
Botswana, Gaborone	21	7	28	21	7	28	21	7	28	0	0	0
Burkina Faso, Ouagadougou	14	10	24	14	10	24	14	10	24	0	0	0
Burundi, Bujumbura	17	5	22	17	5	22	17	5	22	0	0	0
Cameroon, Yaounde	27	18	45	27	18	45	27	18	45	0	0	0
Cape Verde, Praia	7	6	13	7	6	13	7	6	13	0	0	0
Central Afr Rep., Bangui	5	4	9	5	4	9	5	4	9	0	0	0
Chad, N'Djamena	17	7	24	17	7	24	17	7	24	0	0	0
Cote d'Ivoire, Abidjan	30	23	53	30	23	53	30	23	53	0	0	0
Dem. Rep of Congo, Kinshasa	34	21	55	34	21	55	34	21	55	0	0	0
Djibouti (Rep. Of), Djibouti	14	5	19	14	5	19	14	5	19	0	0	0

## D&CP – BUREAU OF AFRICAN AFFAIRS

Bureau of African Affairs (AF)	FY 2011			FY 2012			FY 2013			Increase/ Decrease		
	Actual			Estimate			Request					
	Amer	FSN	Total	Amer	FSN	Total	Amer	FSN	Total	Amer	FSN	Total
Equatorial Guinea, Malabo	9	2	11	9	2	11	9	10	19	0	8	8
Eritrea, Asmara	8	7	15	8	7	15	8	7	15	0	0	0
Ethiopia, Addis Ababa	41	16	57	41	16	57	40	16	56	(1)	0	(1)
Gabon, Libreville	17	3	20	17	3	20	17	3	20	0	0	0
Gambia, Banjul	8	2	10	8	2	10	8	2	10	0	0	0
Ghana, Accra	24	11	35	24	11	35	24	11	35	0	0	0
Guinea, Conakry	18	12	30	18	12	30	18	12	30	0	0	0
Kenya, Nairobi	51	21	72	51	21	72	50	21	71	(1)	0	(1)
Lesotho, Maseru	10	4	14	10	4	14	10	4	14	0	0	0
Liberia, Monrovia	14	11	25	14	11	25	14	11	25	0	0	0
Madagascar, Antananarivo	19	12	31	19	12	31	19	12	31	0	0	0
Malawi, Lilongwe	13	9	22	13	9	22	13	9	22	0	0	0
Mali, Bamako	18	12	30	18	12	30	18	12	30	0	0	0
Mauritania, Nouakchott	15	5	20	15	5	20	15	5	20	0	0	0
Mauritius, Port Louis	8	6	14	8	6	14	8	6	14	0	0	0
Mozambique, Maputo	22	9	31	22	9	31	22	9	31	0	0	0
Namibia, Windhoek	20	13	33	20	13	33	20	13	33	0	0	0
Niger, Niamey	19	11	30	19	11	30	19	11	30	0	0	0
Nigeria, Abuja	29	36	65	29	36	65	29	36	65	0	0	0
Nigeria, Lagos	26	18	44	26	18	44	26	18	44	0	0	0
Rep. Of the Congo, Brazzaville	8	2	10	8	2	10	8	2	10	0	0	0
Rwanda, Kigali	17	9	26	17	9	26	17	9	26	0	0	0
Senegal, Dakar	28	17	45	28	17	45	28	17	45	0	0	0
Sierra Leone, Freetown	17	10	27	17	10	27	17	10	27	0	0	0
South Africa, Capetown	12	7	19	12	7	19	12	7	19	0	0	0
South Africa, Durban	7	4	11	7	4	11	7	4	11	0	0	0
South Africa, Johannesburg	12	9	21	12	9	21	12	9	21	0	0	0
South Africa, Pretoria	81	35	116	81	35	116	70	36	106	(11)	1	(10)
Southern Sudan, Juba	0	0	0	0	0	0	2	0	2	2	0	2
Sudan, Khartoum	31	9	40	31	9	40	29	9	38	(2)	0	(2)
Swaziland, Mbabane	11	5	16	11	5	16	11	5	16	0	0	0
Tanzania, Dar-es-Salaam	24	18	42	24	18	42	24	18	42	0	0	0
Togo, Lome	15	12	27	15	12	27	15	12	27	0	0	0
Uganda, Kampala	17	8	25	17	8	25	17	8	25	0	0	0
Zambia, Lusaka	21	15	36	21	15	36	21	15	36	0	0	0

## D&CP – BUREAU OF AFRICAN AFFAIRS

Bureau of African Affairs (AF)	FY 2011			FY 2012			FY 2013			Increase/ Decrease		
	Actual			Estimate			Request					
	Amer	FSN	Total	Amer	FSN	Total	Amer	FSN	Total	Amer	FSN	Total
Zimbabwe, Harare	21	16	37	21	16	37	21	16	37	0	0	0
<b>Total</b>	<b>938</b>	<b>535</b>	<b>1,473</b>	<b>938</b>	<b>535</b>	<b>1,473</b>	<b>925</b>	<b>544</b>	<b>1,469</b>	<b>(13)</b>	<b>9</b>	<b>(4)</b>

## D&CP – BUREAU OF AFRICAN AFFAIRS

### *Funds by Post*

(\$ in thousands)

Bureau of African Affairs	FY 2011 Actual	FY 2012 Estimate	FY 2013 Request	Increase / Decrease
Africa Regional Services, Paris	4,164	4,090	4,329	239
Angola, Luanda	7,783	7,373	7,528	155
Benin, Cotonou	5,636	5,296	5,408	112
Botswana, Gaborone	5,854	5,587	5,644	57
Burkina Faso, Ouagadougou	7,904	7,375	7,551	176
Burundi, Bujumbura	5,120	4,791	5,571	780
Cameroon, Yaounde	9,593	9,062	9,238	176
Cape Verde, Praia	2,874	2,665	2,736	71
Central Afr Rep., Bangui	2,290	2,121	2,187	66
Chad, N'Djamena	8,955	8,359	8,510	151
Cote d'Ivoire, Abidjan	13,469	12,735	12,959	224
Dem. Rep of Congo, Kinshasa	13,099	12,455	12,627	172
Djibouti (Rep. Of), Djibouti	7,581	7,039	8,460	1,421
Equatorial Guinea, Malabo	4,433	4,150	4,608	458
Eritrea, Asmara	2,981	2,842	2,890	48
Ethiopia, Addis Ababa	8,642	8,273	8,349	76
Gabon, Libreville	8,999	8,403	9,565	1,162
Gambia, Banjul	3,441	3,236	3,283	47
Ghana, Accra	7,885	7,433	7,582	149
Guinea, Conakry	6,574	6,142	6,251	109
Guinea-Bissau, Bissau	120	109	114	5
Kenya, Nairobi	9,529	9,069	9,295	226
Lesotho, Maseru	2,979	2,826	2,855	29
Liberia, Monrovia	8,934	8,227	9,435	1,208
Madagascar, Antananarivo	8,159	7,725	7,814	89
Malawi, Lilongwe	5,231	4,946	5,039	93
Mali, Bamako	6,079	5,738	5,858	120
Mauritania, Nouakchott	4,917	4,655	4,721	66
Mauritius, Port Louis	4,230	3,989	4,051	62
Mozambique, Maputo	5,951	5,696	5,765	69
Namibia, Windhoek	5,654	5,418	5,467	49
Niger, Niamey	11,188	10,422	10,601	179
Nigeria, Abuja	18,764	17,565	18,177	612
Nigeria, Lagos	6,018	5,598	5,744	146
Rep. Of the Congo, Brazzaville	5,518	5,100	5,261	161

## D&CP – BUREAU OF AFRICAN AFFAIRS

Bureau of African Affairs	FY 2011 Actual	FY 2012 Estimate	FY 2013 Request	Increase / Decrease
Rwanda, Kigali	4,592	4,369	4,429	60
Senegal, Dakar	11,044	10,454	10,647	193
Sierra Leone, Freetown	4,096	3,898	3,917	19
Somalia, Mogadishu	87	79	83	4
South Africa, Capetown	3,456	3,316	3,313	(3)
South Africa, Durban	2,247	2,147	2,159	12
South Africa, Johannesburg	5,903	5,513	5,571	58
South Africa, Pretoria	29,494	27,704	29,681	1,977
Southern Sudan, Juba	225	217	226	9
Sudan, Khartoum	16,117	14,993	17,298	2,305
Swaziland, Mbabane	3,762	3,597	3,660	63
Tanzania, Dar-es-Salaam	6,348	6,015	6,123	108
Togo, Lome	6,361	6,005	6,125	120
Uganda, Kampala	6,862	6,420	6,572	152
Zambia, Lusaka	9,038	8,543	8,799	256
Zimbabwe, Harare	9,733	9,203	9,413	210
<b>Total</b>	<b>359,913</b>	<b>338,983</b>	<b>353,489</b>	<b>14,506</b>

### *Funds by Object Class*

(\$ in thousands)

Bureau of African Affairs	FY 2011 Actual	FY 2012 Estimate	FY 2013 Request	Increase / Decrease
1100 Personnel Compensation	205,447	197,286	199,792	2,506
1200 Personnel Benefits	68,006	64,613	65,022	409
1300 Benefits Former Personnel	1,163	1,065	1,069	4
2100 Travel & Trans of Persons	10,353	9,581	10,978	1,397
2200 Transportation of Things	7,925	7,233	7,232	(1)
2300 Rents, Comm & Utilities	39,216	35,695	38,260	2,565
2400 Printing & Reproduction	219	210	252	42
2500 Other Services	22,751	20,767	25,557	4,790
2600 Supplies and Materials	24,844	22,794	23,731	937
3100 Personal Property	14,112	12,940	13,889	949
4100 Grants, Subsidies & Contributions	8,613	8,166	8,519	353
4200 Insurance Claims & Indemnities	109	99	98	(1)
<b>Total</b>	<b>402,758</b>	<b>380,449</b>	<b>394,399</b>	<b>13,950</b>



## D&CP – BUREAU OF NEAR EASTERN AFFAIRS

### *Resource Summary*

(\$ in thousands)

Appropriations	FY 2011 Actual	FY 2012 Estimate	FY 2013 Request	Increase / Decrease
American Positions	1,231	1,229	1,215	(14)
Funds	333,515	305,315	310,047	4,732

### *Program Description*

In 2011, a profound and dramatic wave of change swept across the Near East, as people courageously stood up to their governments to express their legitimate aspirations for greater political participation and economic opportunity. The regional uprisings that started with the revolution in Tunisia forced governments to face widespread popular calls for accountability, openness, and change. Tunisia and Egypt began transitions to democracy that shattered longstanding myths about governments and power in the Near East. When Libya's government threatened its people, the international community responded with coordinated action to protect civilians and avert a humanitarian catastrophe. The Arab Spring has fundamentally transformed the political landscape of the Near East.

While core U.S. interests in the region remain intact, the Bureau of Near Eastern Affairs (NEA) has re-conceptualized its strategic approach to realize U.S. interests in recognition of the region's new realities. As President Obama stated in his May address to the international community, "It will be the policy of the United States to promote reform across the region, and to support transitions to democracy." The President further designated reform as "a top priority that must be translated into concrete actions." In FY 2013, NEA will take those concrete actions the President described to capitalize on the opportunities provided by the region's multiple democratic transitions and to work with new partners to build a more stable, peaceful, democratic, and prosperous Middle East and North Africa. In doing so, NEA will work closely with the Department's other regional and functional bureaus, United States Agency for International Development (USAID), colleagues in other civilian agencies and the Department of Defense to meet the emergent needs of the region. During the crises the Bureau has faced in 2011 and 2012, NEA has counted on the close relationship with interagency colleagues to address the significant challenges that have faced the Middle East and North Africa. That partnership and a closely coordinated approach to implementation will be essential as NEA moves forward in support of a momentous governance shift in the region that will reverberate for years to come.

#### **Expand Democratic and Political Reforms and Strengthen Civil Society**

In fiscal year 2013, NEA's top priority will be to promote continued political reforms across the region and strengthen civil society actors as a means toward realizing the aspirations of the people. NEA will continue to support the democratic transitions underway and encourage all governments in the region to embrace political reform. Securing a successful transition to pluralistic democracy in both Tunisia and Egypt is critical to advancing reform in the rest of the region. The President highlighted Tunisia in his May 2011 address as a powerful symbol and the vanguard for the region, and NEA must ensure that the transition is a smooth and successful one. Egypt remains the strategic anchor of the Arab world, and its stability and well-being are important for the region as a whole, as well as for the advancement of U.S. national security objectives. In addition, NEA is deeply engaged with international partners in promoting the development of a democratic transition in Libya. The transition in Libya to a post-Qadhafi government will be well underway by FY 2013 and deserving of continued U.S. support. It is vital to retain the flexibility in resources that will allow the U.S. to support the emergence of a more democratic

## **D&CP – BUREAU OF NEAR EASTERN AFFAIRS**

government in Libya and broad-based economic growth. The continued period of transition will bring many challenges and new opportunities, and building good partnerships with new governments and newly empowered citizens will require sustained engagement.

Bolstering reforms and strengthening civil society will serve as the bedrocks for a region-wide strategy to advance U.S. interests. Political reform has become a necessary means to achieve the regional stability the U.S. seeks. Stable governments require a legitimate political process that can empower leaders to address the long-term structural problems facing the region, including the youth bulge, lack of economic opportunities due to stagnant economies, unresolved conflicts, and a critical lack of water and food security. Legitimate governments able to provide political and economic opportunity provide the best bulwarks against terrorism and extremism. In ushering in a new era of openness and political expression, citizens no longer face the false choice between extremist opposition groups or authoritarian pro-regime parties. An open political process allows for a greater variety of opposition groups and keeps those groups invested in politics, rather than pushing them underground. Establishing societies based firmly on the rule of law and countering corruption will be essential to restoring confidence of the local populations in their governments and in attracting increased foreign direct investment. Continued regional progress toward political openness weakens Iran's influence in the region, another important strategic goal of the U.S. government. Each of these goals is best realized through more open and legitimate political participation and regional economic integration.

Full coordination of public and private diplomacy with NEA programming is necessary to realize this goal. Governments must allow civil society organizations to operate without fear of interference or retribution if these groups are to become truly effective. A strong civil society can produce a partner with which a government can engage to advance the cause of reform. Progress on key components of reform, including rule of law, the development of political parties and institutions, more professional military and security services, and the creation of an open and free media requires both governments and civil society organizations to respect and encourage each other's efforts toward the same goal.

In this respect, NEA will encourage all governments to renounce violent responses to peaceful protests and to continue to pursue meaningful reforms that open political participation to all members of society, including women, youth, and minority groups. NEA will work with host governments to raise their awareness of human trafficking and to assist them in their implementation of anti-trafficking prevention, prosecution, and protection measures. NEA will continue to respect the fact that each country faces a unique set of circumstances that cannot be addressed by a one-size-fits-all policy. NEA will support and strengthen civil society, engaging with all groups and organizations that renounce violence and seek to constructively participate in the development of a thriving, active, and effective civil society.

In meeting the call for new partnerships across a broad range of civil society during this transition, the Bureau is actively pursuing progress through diplomacy, development, capacity building, and public outreach. The Middle East Partnership Initiative (MEPI), USAID, and public diplomacy programming are essential elements in efforts to create vibrant partnerships between Americans and the citizens of the Middle East and North Africa. The Bureau has a unique capacity in MEPI's work to build more pluralistic, more participatory, and more prosperous societies throughout the region.

### **Advance Middle East Peace**

As President Obama said in his May 2011 address, the pursuit of a lasting Middle East peace remains a "cornerstone of our approach to the region." NEA remains committed to realizing a comprehensive peace in the Middle East that includes a secure Israel side-by-side with a viable Palestinian state. The U.S. commitment to the security of Israel is unwavering. The best way to guarantee that security is through a comprehensive peace among all parties that settles all claims. The U.S. continues to support a future Palestinian state that is democratic, capable of providing law and order, economically prosperous, a

## **D&CP – BUREAU OF NEAR EASTERN AFFAIRS**

responsible neighbor to Israel, and a source of stability and moderation in the region. An effective Palestinian Authority (PA) government that remains committed to the Office of the Quartet Representative's foundational principles for peace, including the recognition of Israel, renunciation of violence, and respect of previous agreements is a vital component of any peace agreement. NEA will continue active diplomatic pursuit of Middle East peace, encouraging the parties to resume negotiations. NEA will continue U.S. support of programs that promote cooperation between Israelis and Palestinians and between Israel and its neighbors.

### **Counter Threats and Advance Civilian Security**

NEA's third priority is to counter threats to the United States and advance civilian security. NEA will advance this priority through strong commitment to U.S. allies, a robust counterterrorism posture, and ensuring the adherence to international norms and agreements.

The U.S. commitment to the security, stability, and prosperity of regional allies remains strong. Consistent with the Bureau's top priority, NEA will remind allies that effective and credible reform is one path toward a more stable and secure region, and the U.S. will support them as they make this transition. NEA will support regional security and counter threats to regional security by continuing close cooperation with allies on military and security matters. Foreign Military Financing (FMF) and International Military Education and Training (IMET) programs support this goal with a view toward instilling professionalism within the military ranks, as well as interoperability between U.S. forces and its allies. More professional militaries are less likely to block necessary political reform efforts. NEA will also support the stability and prosperity of allies by encouraging regional economic reform, integration, and growth beyond the hydrocarbon sector. Advancing entrepreneurship, the development of small and medium-sized enterprises, and the participation of women in the economy can help address the long-term structural problems of unemployment and lack of economic opportunity that contribute to regional insecurity.

Terrorism remains a threat to U.S. interests and civilians across the region. NEA will continue robust counterterrorism efforts, partnering with allies to counter threats posed by terrorist groups operating in the region. Bringing political stability to Yemen is critical in the fight against Al Qaeda in the Arabian Peninsula (AQAP). The Trans-Sahara Counter Terrorism Partnership (TSCTP) remains an effective, regional approach to counter Al Qaeda in the Maghreb (AQIM). Assistance to the Lebanese Armed Forces (LAF) provides the opportunity to strengthen a key Lebanese institution against Hezbollah. Most importantly, support for legitimate governments is the best counterterrorism program across the region. The peaceful transitions in Tunisia and Egypt fundamentally undermine the extremist message that violence is the only path for political change. Providing an opportunity for an alternative, non-violent path to participate in a political transition de-legitimizes extremist groups and reduces their appeal.

NEA also promotes adherence to international norms and agreements, which underpins regional security and protects civilians. Respect for universal human rights enhances the prospects for political reform, and any meaningful political reform must recognize and respect these universal values. In the context of movement toward a stable and comprehensive regional peace, NEA remains committed to the goal of a Middle East free of weapons of mass destruction and support universal adherence to the Treaty on the Nonproliferation of Nuclear Weapons (NPT) and other international nonproliferation treaties and regimes.

### **Manage the Iraq Transition**

The wave of change in the region makes it even more crucial that NEA continue to build a strategic partnership with Iraq. Iraq is already building the kind of democracy that people across the region are demanding. Challenges remain, however, and the U.S. must remain focused on the goal of a stable, sovereign, self-reliant Iraq.

## **D&CP – BUREAU OF NEAR EASTERN AFFAIRS**

With the transition from military to civilian lead in Iraq completed in mid-FY 2012, FY 2013 will be the first full fiscal year of a civilian-led mission in Iraq. The State Department will be fully responsible for multiple critical support functions once performed by the U.S. military, including security, transportation, and life support. These functions are essential to support the diplomatic profile necessary to make this mission a success by continuing to strengthen democratic institutions in Iraq and encourage its reintegration into the international community.

The request for Iraq Overseas Contingency Operations is discussed in detail in a separate chapter.

### **Hold Iran Accountable to International Standards**

Iran's illegal nuclear program and disruptive activities throughout the region work counter to U.S. interests. NEA will continue to pursue a diplomatic solution to Iran's nuclear ambitions, encouraging Iran's compliance with all United Nations Security Council resolutions and its international obligations. NEA will maintain pressure through sanctions to encourage Iran to return to the negotiating table. NEA will work with allies in the region to maintain security in the face of threats from Iran. In doing so, NEA will continue to advocate for upholding the human rights of Iranian citizens. The Administration has made it clear that the U.S. Government will strongly support rights that are universal to all human beings, including the right to speak freely, the right to assemble without fear, and the right to the equal administration of justice. The U.S. condemns the Iranian government's continued brutal repression of opposition voices through the use of unwarranted arrests, prolonged detentions, and violence against its citizens. NEA further remains concerned about the Iranian government's curtailment of press freedoms and restrictions imposed on citizen access to information.

The Bureau will continue to engage with Iranians and monitor the political, economic, and human rights conditions within Iran. The Iran Regional Presence Office in Dubai and the team of Iran-watchers at other posts both provide an invaluable tool to generate valuable information about trends within Iran and train a cadre of diplomats in Iranian issues.

### **Advance U.S. Interests and Universal Values through Public Diplomacy**

Image is important, the message is important, and NEA needs an effective public diplomacy platform to ensure the U.S.'s message successfully reaches the widest possible audience. Effective public diplomacy will continue to be an inherent and crucial part of NEA efforts to support the gains made during the Arab Spring. Robust public diplomacy outreach and program funding will highlight U.S. solidarity with the peoples of the Middle East and North Africa as they move toward a society with greater freedoms. It will also showcase U.S. respect for regional culture, faith, and traditions through cultural, education and information programs with those elements of society whose positive exchange experience can impact wider segments of society. U.S. messages will seek to correct the widespread misperception that the West, and especially the United States, is hostile to Arabs, Iranians, or Muslims. U.S. officials speaking directly to regional audiences on Middle East television is a key element of this effort. Direct exposure of targeted regional audiences to American society through educational exchanges and cultural programs lays the long-term foundation for effective dialogue on U.S. policies. NEA will also work with domestic civil society groups that have regional links in order to increase understanding and solicit ideas to help inform policies.

### **Enhance Infrastructure to Effectively Support Robust Engagement**

Support for democratic and economic reform across the Middle East is now a central imperative for the United States that will shape work for years to come. NEA must build an infrastructure to match changed policy needs and operating environment. Events in the region over the course of 2011 highlight the need for a well-resourced and flexible platform. In 2011, NEA authorized four ordered departures over the course of the Arab Spring, highlighting the challenging environment in which NEA diplomats work. NEA needs an up-to-date, secure infrastructure with which to conduct diplomacy. As a top priority,

## D&CP – BUREAU OF NEAR EASTERN AFFAIRS

NEA’s FY 2013 budget request will provide competitive compensation packages to retain and recruit a highly skilled local workforce critical to accomplishing Bureau goals. The Bureau will work closely with Department offices and mission leadership to aggressively advance projects that ensure secure and safe facilities for U.S. personnel. NEA will also continue initiatives to right-size, streamline, and standardize operations at its overseas missions.

### *Performance*

Anti-Money Laundering and Combating Terrorism Financing (AML/CTF) legal and regulatory regimes are needed across the region in order to reduce the potential for huge sums of tainted funds to destabilize economies, support illicit activities, and corrupt governments. The State Department works closely with partners in the region to promote the establishment and implementation of AML/CTF regimes, and an annual report is issued detailing progress in this area. Membership in the Egmont Group with the establishment of a Financial Intelligence Unit (FIU) indicates that governments are willing to share information and pass anti-terrorist finance legislation.

<b>Strategic Goal 1: Counter threats to the United States and the international order, and advance civilian security around the world</b>							
Active Performance Indicator		Number of NEA countries with FIU's that meet the standards of the Egmont Group.					
Prior Year Results and Ratings				FY 2011		Planned Targets	
FY 2007	FY 2008	FY 2009	FY 2010	Target	Result and Rating	FY 2012	FY 2013
7 [Baseline]	7 ▼ Below Target	8 ▼ Below Target	8 ▼ Below Target	13	9 ▼ Below Target	13	13
Steps to Improve		Missions will meet with host government officials to stress the importance of developing FIUs that meet the standards of the Egmont Group.					
Impact		Membership in the Egmont Group with the establishment of a FIU decreases terrorist organizations' ability to access unregulated or poorly monitored cash flows that support operations against the citizens and interests of the U.S. and partner governments throughout the world.					
Methodology		The annual International Narcotics Control Strategy Report is compiled by the State Department based on reporting from Embassies and information from the Egmont Group. The figure used for the indicator is gathered from the Egmont Group's online membership list ( <a href="http://www.egmontgroup.org/about/list-of-members">http://www.egmontgroup.org/about/list-of-members</a> ).					
Data Source and Quality		The annual International Narcotics Control Strategy Report, Volume 2: Money Laundering and Financial Crimes. FY 2011 result is preliminary through June 2011. Complete FY 2011 result data are expected in late 2011. The Data Quality Assessment revealed no significant data limitations.					

## D&CP – BUREAU OF NEAR EASTERN AFFAIRS

Yemen presents particular challenges to countering extremism. The U.S. Government is working to maintain stability, increase the government's capacity to combat violent extremist organizations, and prevent the establishment of safe havens for terrorists. The Department does so through diplomatic, law enforcement and intelligence cooperation.

<b>Strategic Goal 1: Counter threats to the United States and the international order, and advance civilian security around the world</b>				
Active Performance Indicator	Degree of stability in Yemen as measured by the Yemeni Government's capacity to combat extremist organizations and prevent the establishment of safe-havens for terrorists in Yemen and increase public confidence in government services.			
<b>PRIOR YEAR RATINGS TREND</b>				
FY 2007	FY 2008	FY 2009	FY 2010	FY 2011
N/A	N/A	New Indicator, No Rating	◀▶ On Target	▼ Below Target
<b>TARGETS AND RESULTS</b>				
FY 2013 Target	Yemeni security forces will conduct 30 operations that result in the disruption of terrorist attacks, or the capture or killing of Al Qaeda in the Arabian Peninsula (AQAP) suspects, pirates, or other violent extremists. Of those 30, at least two are conducted without international assistance. Percentage of respondents reporting that the government is responding to their needs increases by 5 percent from FY 2012 in targeted communities.			
FY 2012 Target	Yemeni security forces will conduct 30 operations that result in the disruption of terrorist attacks or the capture or killing of AQAP suspects, pirates, or other violent extremists. Percentage of respondents reporting that the government is responding to their needs increases by 10 percent from FY 2011 in targeted communities.			
FY 2011 Target	Yemeni security forces will conduct 20 operations that result in the disruption of terrorist attacks or the capture or killing of AQAP suspects, pirates, or other violent extremists. Percentage of respondents reporting that the government is responding to their needs increases by 5 percent from FY 2010 in targeted communities.			
FY 2011 Rating and Result	<p>Rating: Below Target</p> <p>While Yemeni security forces conducted significant operations to disrupt terrorist attacks – surpassing the numerical target for FY 2011 – they also took three months to relieve a stranded brigade in Zinjibar that was besieged by AQAP and affiliated fighters, and are still battling the same extremists in daily skirmishes in Abyan governorate, southern Yemen. As a result of AQAP retaining control of parts of Zinjibar and continuing to fight to seize additional territory, the Republic of Yemen Government (ROYG) security forces have had to expand their focus from targeted anti-terrorist operations to also include ongoing military engagements against extremist fighters.</p>			
Impact	There have been significant gains in Yemeni counterterrorism cooperation in FY 2011, which have resulted in concrete examples of successful retardation of AQAP's operational capabilities. ROYG security forces have also continued operations to disrupt terrorist attacks, and capture and kill members of AQAP. However, these successes have been somewhat offset by AQAP's success in capturing and holding territory in Abyan.			
Steps to Improve	Much of the expansion of AQAP in FY 2011 can be attributed to the immediate effects of the widespread political instability in Yemen and its secondary impact on the coherence of the Yemeni security forces. Overall, the ROYG can be considered to have lost control of greater total territory than they have reclaimed in Yemen in the past fiscal year.			

## D&CP – BUREAU OF NEAR EASTERN AFFAIRS

FY 2010 Rating and Result	<p>Rating: On Target</p> <p>Yemeni security forces conducted four operations that resulted in the disruption of terrorist attacks, or the capture or killing of AQAP suspects, pirates, or other violent extremists. USAID worked during the second half of FY 2010 to establish the performance monitoring plan (PMP) and M&amp;E mechanisms for implementers and the USAID Mission. The PMP was submitted to Washington in October 2010, which effectively defined and launched USAID/Yemen's M&amp;E efforts for at least the next three years.</p>
<b>VERIFICATION AND VALIDATION</b>	
Methodology	On a daily basis the U.S. Embassy in Yemen and NEA monitors events in Yemen and consults with other Department and U.S. officials on U.S. policy.
Data Source and Quality	Reporting from the Embassy in Yemen. The Data Quality Assessment revealed no significant data limitations.

The Office of the Special Envoy for Middle East Peace and the Bureau of Near Eastern Affairs will work to help facilitate through negotiations the establishment of an independent Palestinian state living side by side with Israel in peace and security. The two-state solution is central to the President's stated goal of comprehensive peace in the Middle East, defined as peace between Israel and the Palestinians, Israel and Syria, Israel and Lebanon, and the normalization of relations between Israel and all its neighbors. In pursuit of this goal, it will be important to have robust institutional development activities to promote government effectiveness and transparency, improve the Palestinian economy, and promote the rule of law, including security sector reforms.

## D&CP – BUREAU OF NEAR EASTERN AFFAIRS

<b>Strategic Goal 1: Counter threats to the United States and the international order, and advance civilian security around the world</b>							
Active Performance Indicator		Increased ability to maintain law and order in the West Bank and Gaza, as measured by the World Bank Governance Indicator score					
Prior Year Results and Ratings				FY 2011		Planned Targets	
FY 2007	FY 2008	FY 2009	FY 2010	Target	Result and Rating	FY 2012	FY 2013
25.2	22 [Baseline]	44.8  ▲ Above Target	49.3  ▲ Above Target	35	Available late CY 2012.  Data Not Yet Available, No Rating	50	55
Impact		The U.S. has fostered greater rule of law in the West Bank through diplomatic engagement and development activities.					
Methodology		The World Bank has compiled the results of dozens of separate studies and indices, weighting them by level of accuracy and completeness of the surveys.  In FY 2008, the West Bank and Gaza ranked in the 22nd percentile overall. The FY 2009 target was to achieve a ranking of 25th percentile, and a ranking of 44.8 substantially exceeded the target. As a result, FY 2012 and FY 2013 targets were revised to continue this trend.					
Data Source and Quality		World Bank Governance Indicators ( <a href="http://info.worldbank.org/governance/wgi/sc_chart.asp">http://info.worldbank.org/governance/wgi/sc_chart.asp</a> ). The World Bank has provided detailed background notes online on their data collection and statistical methods. These methods have been thoroughly researched and professionally analyzed.					

### *Justification of Request*

The FY 2013 request of \$310.047 million for NEA maintains current services, including a reduction of \$819,000 in efficiency savings, and is \$4.732 million above the FY 2012 Estimate level. The request also includes a technical adjustment of -\$6.505 million for the transfer of funding for consular positions to fee funding.

### **Operational Adjustment: \$1,114,000**

The request includes \$1.114 million to support ongoing overseas operations to sustain diplomatic and management platforms.



## D&CP – BUREAU OF NEAR EASTERN AFFAIRS

### *Resource Summary*

	Positions					Funds (\$ in thousands)		
	American				Pos	Bureau	American	Funds
	CS	FS Dom	Overseas	FSN	Total	Managed	Salaries	Total
FY 2011 Actual	155	112	964	441	1,672	171,820	161,695	333,515
FY 2012 Estimate	155	111	963	441	1,670	144,779	160,536	305,315
FY 2013 Built-in Changes								
Administrative Savings	0	0	0	0	0	(819)	0	(819)
American COLA	0	0	0	0	0	82	949	1,031
Domestic Inflation	0	0	0	0	0	244	0	244
Facility Operating Cost	0	0	0	0	0	500	0	500
Locally Engaged Staff Wage Increases	0	0	0	0	0	2,371	0	2,371
Locally-Engaged Staff Step Increases	0	0	0	0	0	2,371	0	2,371
Overseas Price Inflation	0	0	0	0	0	1,725	0	1,725
Total Built-in Changes	0	0	0	0	0	6,474	949	7,423
FY 2013 Current Services	155	111	963	441	1,670	151,253	161,485	312,738
FY 2013 Program Changes								
D&CP Consular Activity Shift to Fee Revenue	0	0	(14)	0	(14)	(3,256)	(1,797)	(5,053)
D&CP Consular Activity Shift to Fee Revenue - ICASS	0	0	0	0	0	(1,452)	0	(1,452)
Operational Adjustment	0	0	0	0	0	3,569	(2,455)	1,114
PD Strategic Realignment	0	0	0	0	0	2,700	0	2,700
Total Program Changes	0	0	(14)	0	(14)	1,561	(4,252)	(2,691)
FY 2013 Request	155	111	949	441	1,656	152,814	157,233	310,047

## D&CP – BUREAU OF NEAR EASTERN AFFAIRS

### *Staff by Program Activity* (positions)

Bureau of Near Eastern Affairs	FY 2011 Actual	FY 2012 Estimate	FY 2013 Request	Increase / Decrease
Conduct of Consular Relations	89	89	75	(14)
Conduct of Diplomatic Relations	478	478	478	0
Domestic Administrative Support	26	26	26	0
Information Resource Management	134	134	134	0
Multilateral Diplomacy	132	132	132	0
Overseas Program Support	199	199	199	0
Policy Formulation	50	50	50	0
Public Diplomacy	123	121	121	0
<b>Total</b>	<b>1,231</b>	<b>1,229</b>	<b>1,215</b>	<b>(14)</b>

### *Funds by Program Activity* (\$ in thousands)

Bureau of Near Eastern Affairs	FY 2011 Actual	FY 2012 Estimate	FY 2013 Request	Increase / Decrease
Conduct of Consular Relations	22,624	20,748	15,425	(5,323)
Conduct of Diplomatic Relations	124,703	113,279	117,615	4,336
Diplomatic Security	25,191	23,100	23,165	65
Domestic Administrative Support	6,373	5,866	5,876	10
Information Resource Management	32,572	30,004	30,047	43
Multilateral Diplomacy	29,182	27,152	27,107	(45)
Overseas Program Support	36,579	33,458	35,279	1,821
Policy Formulation	11,053	10,284	10,267	(17)
Public Diplomacy	45,238	41,424	45,266	3,842
<b>Total</b>	<b>333,515</b>	<b>305,315</b>	<b>310,047</b>	<b>4,732</b>

## D&CP – BUREAU OF NEAR EASTERN AFFAIRS

### *Program Activities*

Department Of State	Positions			Funds (\$ in thousands)			
	American		FSN	Pos Total	Bureau Managed	American Salaries	Funds Total
	Domestic	Overseas					
Conduct of Consular Relations	59	16	33	108	5,495	9,930	15,425
Conduct of Diplomatic Relations	86	392	96	574	59,095	58,520	117,615
Diplomatic Security	0	0	37	37	10,422	12,743	23,165
Domestic Administrative Support	26	0	7	33	2,529	3,347	5,876
Information Resource Management	7	127	33	167	12,798	17,249	30,047
Multilateral Diplomacy	0	132	0	132	10,116	16,991	27,107
Overseas Program Support	37	162	63	262	17,258	18,021	35,279
Policy Formulation	35	15	0	50	3,831	6,436	10,267
Public Diplomacy	16	105	172	293	31,270	13,996	45,266
<b>Total</b>	<b>266</b>	<b>949</b>	<b>441</b>	<b>1,656</b>	<b>152,814</b>	<b>157,233</b>	<b>310,047</b>

### *Staff by Domestic Organization Unit*

(positions)

Bureau of Near Eastern Affairs	FY 2011 Actual	FY 2012 Estimate	FY 2013 Request	Increase / Decrease
Office of Arabian Peninsula	7	7	7	0
Office of Egypt and Levant Affairs	14	14	14	0
Office of Executive Director	90	90	90	0
Office of Iranian Affairs	11	11	11	0
Office of Iraq Affairs	(12)	(12)	(12)	0
Office of Israel and Palestinian Affairs	17	17	17	0
Office of Maghreb Affairs	17	17	17	0
Office of Partnership Initiative	33	33	33	0
Office of Press and Public Diplomacy	23	23	23	0
Office of Public Diplomacy	17	16	16	0
Office of Regional Affairs	19	19	19	0
Office of the Assistant Secretary	31	31	31	0
<b>Total</b>	<b>267</b>	<b>266</b>	<b>266</b>	<b>0</b>

## D&CP – BUREAU OF NEAR EASTERN AFFAIRS

### *Funds by Domestic Organization Unit*

(\$ in thousands)

Bureau of Near Eastern Affairs	FY 2011 Actual	FY 2012 Estimate	FY 2013 Request	Increase / Decrease
Office of Arabian Peninsula	3,000	2,688	2,716	28
Office of Egypt and Levant Affairs	2,800	2,673	2,648	(25)
Office of Executive Director	9,305	8,924	8,827	(97)
Office of Iranian Affairs	3,175	2,931	2,932	1
Office of Iraq Affairs	4,373	4,361	4,264	(97)
Office of Israel and Palestinian Affairs	2,701	2,562	2,543	(19)
Office of Maghreb Affairs	2,843	2,704	2,682	(22)
Office of Partnership Initiative	4,892	4,742	4,675	(67)
Office of Press and Public Diplomacy	3,533	3,408	3,365	(43)
Office of Public Diplomacy	5,618	5,144	5,621	477
Office of Regional Affairs	2,692	2,579	2,552	(27)
Office of the Assistant Secretary	4,378	4,219	4,167	(52)
<b>Total</b>	<b>49,310</b>	<b>46,935</b>	<b>46,992</b>	<b>57</b>

### *Staff by Post*

(positions)

Bureau of Near Eastern Affairs (NEA)	FY 2011 Actual			FY 2012 Estimate			FY 2013 Request			Increase/ Decrease		
	Amer	FSN	Total	Amer	FSN	Total	Amer	FSN	Total	Amer	FSN	Total
Algeria, Algiers	23	10	33	23	10	33	22	10	32	(1)	0	(1)
Bahrain, Manama	23	16	39	23	16	39	22	16	38	(1)	0	(1)
Egypt, Cairo	75	76	151	74	76	150	73	76	149	(1)	0	(1)
Iraq, Baghdad	288	0	288	288	0	288	288	0	288	0	0	0
Israel, Jerusalem	41	20	61	41	20	61	40	20	60	(1)	0	(1)
Israel, Tel Aviv	63	74	137	63	74	137	62	74	136	(1)	0	(1)
Jordan, Amman	56	33	89	56	33	89	55	33	88	(1)	0	(1)
Kuwait, Kuwait	35	16	51	35	16	51	33	16	49	(2)	0	(2)
Lebanon, Beirut	31	21	52	31	21	52	30	21	51	(1)	0	(1)
Libya, Tripoli	20	0	20	20	0	20	20	0	20	0	0	0
Morocco, Rabat	44	33	77	44	33	77	43	33	76	(1)	0	(1)
Oman, Muscat	25	10	35	25	10	35	25	10	35	0	0	0
Qatar, Doha	24	7	31	24	7	31	24	7	31	0	0	0
Saudi Arabia, Riyadh	69	42	111	69	42	111	68	42	110	(1)	0	(1)
Syria, Damascus	30	26	56	30	26	56	30	26	56	0	0	0

## D&CP – BUREAU OF NEAR EASTERN AFFAIRS

Bureau of Near Eastern Affairs (NEA)	FY 2011			FY 2012			FY 2013			Increase/ Decrease		
	Actual			Estimate			Request					
	Amer	FSN	Total	Amer	FSN	Total	Amer	FSN	Total	Amer	FSN	Total
Tunisia, Tunis	33	26	59	33	26	59	32	26	58	(1)	0	(1)
United Arab Emirates, Abu Dhabi	55	20	75	55	20	75	53	20	73	(2)	0	(2)
Yemen, Sanaa	29	11	40	29	11	40	29	11	40	0	0	0
<b>Total</b>	<b>964</b>	<b>441</b>	<b>1,405</b>	<b>963</b>	<b>441</b>	<b>1,404</b>	<b>949</b>	<b>441</b>	<b>1,390</b>	<b>(14)</b>	<b>0</b>	<b>(14)</b>

### *Funds by Post*

(\$ in thousands)

Bureau of Near Eastern Affairs	FY 2011 Actual	FY 2012 Estimate	FY 2013 Request	Increase / Decrease
Algeria, Algiers	9,675	8,672	8,798	126
Bahrain, Manama	10,954	9,754	9,936	182
Egypt, Cairo	30,175	27,223	27,836	613
Iraq, Baghdad	15,206	15,206	15,206	0
Israel, Jerusalem	17,489	15,720	16,088	368
Israel, Tel Aviv	26,361	23,697	24,314	617
Jordan, Amman	20,157	18,370	18,683	313
Kuwait, Kuwait	12,759	11,683	11,754	71
Lebanon, Beirut	10,127	9,378	9,487	109
Libya, Tripoli	11,475	10,096	10,345	249
Morocco, Rabat	15,644	14,364	14,683	319
Oman, Muscat	8,884	8,127	8,299	172
Qatar, Doha	8,209	7,475	7,651	176
Saudi Arabia, Riyadh	26,874	24,268	24,629	361
Syria, Damascus	12,835	11,511	11,792	281
Tunisia, Tunis	12,703	11,433	11,646	213
United Arab Emirates, Abu Dhabi	23,314	20,896	21,277	381
Yemen, Sanaa	11,364	10,507	10,631	124
<b>Total</b>	<b>284,205</b>	<b>258,380</b>	<b>263,055</b>	<b>4,675</b>

## D&CP – BUREAU OF NEAR EASTERN AFFAIRS

### *Funds by Object Class*

(\$ in thousands)

Bureau of Near Eastern Affairs	FY 2011 Actual	FY 2012 Estimate	FY 2013 Request	Increase / Decrease
1100 Personnel Compensation	176,587	168,372	169,695	1,323
1200 Personnel Benefits	47,776	45,198	46,337	1,139
1300 Benefits Former Personnel	389	344	382	38
2100 Travel & Trans of Persons	10,222	8,647	8,707	60
2200 Transportation of Things	2,708	2,310	2,468	158
2300 Rents, Comm & Utilities	12,030	10,164	11,416	1,252
2400 Printing & Reproduction	440	372	372	0
2500 Other Services	55,117	46,092	46,366	274
2600 Supplies and Materials	6,824	5,811	6,011	200
3100 Personal Property	19,058	15,928	16,009	81
4100 Grants, Subsidies & Contributions	2,285	2,005	2,202	197
4200 Insurance Claims & Indemnities	79	72	82	10
<b>Total</b>	<b>333,515</b>	<b>305,315</b>	<b>310,047</b>	<b>4,732</b>

## D&CP – BUREAU OF SOUTH AND CENTRAL ASIAN AFFAIRS

### *Resource Summary*

(\$ in thousands)

Appropriations	FY 2011 Actual	FY 2012 Estimate	FY 2013 Request	Increase / Decrease
Positions - Enduring	837	754	741	(13)
Enduring Funds	736,899	250,635	255,798	5,163
Overseas Contingency Operations Funds	0	923,408	1,332,390	408,982
Total Funds	736,899	1,174,043	1,588,188	414,145

### *Program Description*

Energetic U.S. engagement in South and Central Asia will remain vital to U.S. national security and regional stability in FY 2013 as the Bureau of South and Central Asian Affairs (SCA) aims to foster an integrated, cooperative region that reinforces peace and prosperity. SCA and the Special Representative for Afghanistan and Pakistan will continue to work closely with Pakistan and Afghanistan to disrupt and dismantle al Qaeda, Lashkar-e-Taiba, and other terrorist groups by bolstering the region's governments, economies, and civil societies. In particular, SCA will intensify engagement with the frontline states of Central Asia, as the U.S. transitions and integrates Afghanistan into the wider region. These efforts are part of the New Silk Road (NSR) that is the regional economic complement to multi-pronged U.S. efforts in Afghanistan. The NSR is a vision of economic, transit, infrastructure, and human links between the countries of South and Central Asia. As the U.S. approaches the transition to Afghan-led security in Afghanistan, the importance of achieving progress on the NSR increases. Such progress will require that SCA develops firm commitments of support from the Afghan government, its South and Central Asian neighboring powers, key international partners, and the private sector.

The NSR will also benefit from partnership with India, which will anchor regional and global efforts to promote peace and prosperity. SCA will work with India to shape an Asian region that promotes democratic governance, economic development and security cooperation, and keeps the Indian Ocean safe for commerce. Bilaterally, the U.S. will work towards an ambitious vision that brings India's powerhouse economy closer to that of the U.S., and draws on the high tech skills and expertise in both dynamic countries. Brought closer together by defense arrangements and joint exercises, the U.S. and India will cooperate to fight piracy, respond to humanitarian disasters, and combat terrorism.

SCA will work to sustain and strengthen the democratic institutions that have thrived in South Asia and Kyrgyzstan as part of a gradual transition towards elected democratic governments in the region. U.S. programs and policy will continue to reinforce the transitions towards peace and economic growth in Sri Lanka, Bangladesh, Nepal, and Maldives, strengthening the democratic governments elected in the region since 2008.

In order to fortify efforts to generate region-wide linkages, SCA will seek to enhance cooperation with multilateral partners, regional organizations and country coalitions to address cross-border challenges, from narcotics flows and terrorism threats to trans-boundary water management and disaster preparedness. SCA will pursue food security programs through comprehensive, country-led approaches that build networks between the farms and markets throughout the region. SCA will leverage coordinated donor and country approaches to global climate change, natural resource management and health through select projects and programs. SCA will complement the region's educational systems through innovative pilot programs that will provide adults, university students and school-age children, including girls, with tools to succeed in a competitive global economy.

## **D&CP – BUREAU OF SOUTH AND CENTRAL ASIAN AFFAIRS**

SCA will increase local support for these objectives through far-reaching, extensive public diplomacy programs. Because nearly half of the two billion people who reside in the region are below age 26, SCA will concentrate outreach programs on youth and promote positive views of the U.S., with a focus on social media. Complementing integration efforts, SCA will emphasize exchange and visitor programs that bring citizens from throughout the region together in U.S.-sponsored programs.

SCA's Fiscal Year 2013 operational resource request reflects these commitments to stabilize Afghanistan and Pakistan, establish a lasting partnership with India, position the U.S. as a positive force in Central Asia, promote security and stability, and fortify democratic institutions throughout the region. The Bureau's goals that follow encapsulate diplomatic and assistance activities in-country. SCA's goals directly advance the seven strategic State and USAID goals outlined by President Obama and Secretary Clinton in response to key U.S. foreign policy and national security priorities.

### **Afghanistan and Pakistan: Develop the Capacity to Provide Long-Term Security and Stability**

Osama bin Laden's death is an important step towards achieving the goal of defeating al Qaeda, but additional progress is required. U.S. efforts to pursue this goal are focused on three mutually reinforcing surges – military, civilian, and diplomatic. The Department leads the civilian and diplomatic surges. In FY 2013, SCA will sustain its civilian campaign to bolster the governments, economies and civil societies of Afghanistan and Pakistan, and intensify political and diplomatic efforts to facilitate an Afghan-led reconciliation process that will split the Taliban from al Qaeda and bring about a resolution of the conflict in Afghanistan.

SCA believes that all of Afghanistan's neighbors and near-neighbors – India and Pakistan, Iran and Russia, China and the Central Asian states – stand to benefit from a responsible political settlement in Afghanistan, an end to Al Qaeda's safe havens in the border areas and the export of extremism into their countries. The defeat of terrorist groups would reduce the spread of violence and narcotics to their citizens, create new opportunities for commerce and economic development, and promote the free flow of energy and resources throughout the region. But Afghanistan's neighbors and partners also have special responsibilities, including respect for Afghan sovereignty – which means affirming that they will not play out their rivalries within its borders – and cooperation with Kabul to improve regional stability.

As Secretary Clinton noted in February 2011, this process “may not produce peace tomorrow or the next day, but it does offer the best chance. It offers especially the best chance for the people of Afghanistan and Pakistan, who so richly deserve a different future. The U.S. will be there as a partner to help them achieve that, if that is the path they choose.” In short, SCA believes this is the most viable strategy to secure vital U.S. interests; pressure the al Qaeda terrorists; and bring about an end to the conflict.

To achieve these goals, the U.S. must uphold its commitments in the region, and align its assistance resources with the priorities of the Afghan and Pakistani governments. The U.S. must simultaneously help Afghanistan and Pakistan build and sustain capable security forces; support social and economic development in both countries, including along the Afghanistan-Pakistan border; bolster cooperation between the two governments on economic and security issues; and improve economic linkages between Afghanistan and Pakistan and their region.

The Department's request for Afghanistan and Pakistan Overseas Contingency Operations is discussed in detail in a separate chapter.

### **Strengthen the U.S. Strategic Partnership with India**

India's emergence as a 21st century power requires the U.S. to solidify its strategic partnership to coordinate and cooperate on bilateral, regional and global issues and activities. With India's 1.2 billion



## **D&CP – BUREAU OF SOUTH AND CENTRAL ASIAN AFFAIRS**

citizens, a booming economy, pluralistic society and stable democratic institutions, SCA must seek to ensure that the India of 2030 works closely with the U.S. to advance increasingly consonant interests and objectives. A close, ambitious partnership will produce strategic and economic benefits for the U.S., India, the region and the world.

India has emerged as a regional and global power. SCA will encourage its assumption of growing responsibilities, particularly in the Indian Ocean and Asia regions, in areas such as counter terrorism and regional security, economic growth and trade, food security, climate change and global health. SCA plans to buttress the Indian government's initiative to counter external and domestic threats through bilateral cooperation and encouragement of regional initiatives, especially between India and Pakistan. SCA will build military-to-military ties with more exercises and significant defense sales in order to align more closely on anti-piracy, disaster response and other initiatives. SCA will increase U.S. exports to India while providing Indian citizens with improved economic opportunities, better health care, more education opportunities, enhanced collaboration on science and technology, and cleaner water. SCA will increase two-way trade and investment opportunities, broader people-to-people exchanges, and closer collaboration on clean energy and climate change. Markets outside of India's largest cities will become an increasingly important target for U.S. trade and investment. The Mission has developed a cohesive U.S. strategy to take the message and interests to the sub-national level where SCA will engage at the state-to-state and city-to-city levels. In short, the breadth and depth of the strategic partnership will continue to grow exponentially. Supporting this growth will require continued expansion of SCA domestic staffing, to include the establishment of a free-standing India office.

### **Deepen U.S. Relationship with the States of Central Asia**

The U.S. has an important interest in promoting a stable, secure, and prosperous Central Asia. Since the break-up of the Soviet Union nearly 20 years ago, the U.S.'s primary policy goal in Central Asia has been to ensure that these newly independent countries remain sovereign and become stable, market-oriented democracies. Today, the U.S. pursues a broad range of policy priorities in Central Asia: encouraging cooperation in stabilizing Afghanistan; facilitating integration and cooperation within the region; promoting democracy and human rights; combating narcotics trafficking; promoting a balanced energy policy and support for nuclear nonproliferation; fostering competitive, integrated market economies; and deepening sub-national engagement. Three of the five Central Asian states share borders with Afghanistan, and the Northern Distribution Network (NDN) through these states is an increasingly important route for transporting supplies to Afghanistan. A stable future for Afghanistan depends on the continued assistance of and growing integration with its Central Asian neighbors.

Improved relations with the countries of Central Asia in areas of mutual interest will also promote progress on democracy and human rights. Since December 2009, SCA has held Annual Bilateral Consultations (ABCs) with each country in order to deepen and regularize U.S. engagement with Central Asia. The ABCs offer a structured dialogue at a senior level covering the full range of bilateral priorities. Through invigorated policy engagement and targeted assistance funding, SCA aims to strengthen ties with these important countries and their people.

### **Promote Security and Stability, including in States Emerging from Conflict**

Region-wide stability supports U.S. efforts in Afghanistan and Pakistan by facilitating transit of supplies for U.S. troops, eliminating unstable pockets where terrorists can take refuge, and ensuring that the fight remains focused on al Qaeda. A crucial component of achieving stability in the region is support for the NDN, which supplies a growing percentage of provisions for the U.S. military effort in Afghanistan. Law enforcement, border security, military professionalization, and information-sharing activities in Bangladesh, Nepal, Maldives, and Sri Lanka will also prevent terrorist groups from finding havens from which to launch operations.

## **D&CP – BUREAU OF SOUTH AND CENTRAL ASIAN AFFAIRS**

South and Central Asia feature several countries experiencing critical political transitions, which together have the potential to accelerate South Asia's economic emergence and advance U.S. interests. In Nepal and Sri Lanka, SCA will continue to support peace processes in post-conflict scenarios. In both countries, a successful reconciliation and healing process will help end terrorism and open the way for a future of prosperity, opportunity and hope for populations that have known violence and uncertainty for decades. In Kyrgyzstan, the end of the Bakiyev regime in April 2010 opened new opportunities for engagement and democratic progress. Historic free and fair elections held in October 2010 resulted in a multiparty parliamentary system of government. Helping Kyrgyzstan to consolidate its successful transition to a parliamentary democracy remains a top priority for the U.S.

### **Increase Public Support for U.S. Policy Objectives in South and Central Asia**

Vigorous public diplomacy is an integral part of all of the Bureau's activities, especially in a region with an active media that frequently expresses doubts about U.S. intentions. Public diplomacy underlies policy advocacy, deepens mutual understanding, and counters misinformation spread by anti-American elements, such as the Russian media in Central Asia. SCA will continue to emphasize strategic communications initiatives in Afghanistan and Pakistan to counter violent extremism and will seek to empower moderate voices throughout the region. SCA will expand education partnerships and exchanges with India and other countries, promote democratic governance and values, and strengthen civil society. To increase stability, SCA will facilitate interaction among citizens within the region, including through expanded Track II initiatives as well as regional exchange programs. In Central Asia, SCA will provide objective information through a proposed new media hub about the U.S. to counteract the anti-American bias of Russian media. SCA will sustain positive views of the U.S. through people-to-people diplomacy and cutting edge social media alike, English language teaching, utilization of exchange alumni, and outreach beyond traditional elites to younger and more diverse audiences.

### **Building Prosperity through Regional Cooperation**

Regional economic cooperation is critical to Afghanistan stabilization efforts. With nearly a quarter of the world's population, nearly half of whom are under age 26, and yet only about 2.5 percent of the world's global domestic product (GDP), the SCA region is in dire need of economic opportunity, job creation and growth. Job creation, in particular, is necessary to absorb growing youth populations. Regional cooperation on issues such as trade and investment, private enterprise, women entrepreneurship, education, climate change, energy, water resource management, and disaster risk reduction is needed to address the many social, economic, and environmental roadblocks in Central and South Asia. These issues transcend boundaries. The U.S. must engage multiple countries and encourage cross-border cooperation to support sustainable development and long-term stability. SCA has leveraged public-private partnerships in areas such as women's enterprise, innovative education projects, and water resource management. SCA is fostering Diaspora investment in science and technology innovation and entrepreneurship to meet the challenges of climate change and growing energy demands. SCA seeks to improve the Bureau's ability to work within and alongside regional organizations to tackle water security and reduce the risk from natural disasters such as flooding and earthquakes. SCA's engagement through these activities seeks to provide a sustainable physical environment that supports open and fair markets.

### **Advance and Institutionalize Sustainable Development and Democratic Governance**

Development programs play a vital role in addressing regional challenges and advancing American interests in South and Central Asia. Programs across a multitude of sectors are strategic and mutually reinforcing, whether strengthening fragile democracies, helping impoverished and vulnerable populations emerge from conflict, or working with a strategic partner such as India to identify local solutions and leverage Indian resources to solve global development challenges. In order to further advance and institutionalize the achievements of development programs, the U.S. works closely with host governments to build country ownership so that countries lead their own development trajectory.

## **D&CP – BUREAU OF SOUTH AND CENTRAL ASIAN AFFAIRS**

### **Build an Efficient and Effective Support Platform Overseas and Domestically**

Having significantly increased capacity in the South and Central Asia Bureau FY 2009 through FY 2011, including expanded staffing and enhanced platforms, SCA now faces a more restrictive resource environment and must find innovative and cost effective ways to support important efforts throughout the region, including deepening the U.S. relationship with Central Asia, expanding partnership initiatives with India, promoting security and stability, increasing public diplomacy outreach, and improving management platforms to support interagency programmatic growth.

In FY 2013, SCA will continue to direct resources towards Afghanistan and Pakistan to ensure SCA has appropriate staffing, equipment, and secure facilities to meet U.S. goals. In line with budgetary constraints, the FY 2013 personnel request will be targeted for maximum impact in deepening regional engagement, extending public diplomacy efforts, and ensuring Mission support platforms are appropriately staffed for planned interagency growth in FY 2013. SCA will focus on maintaining competitive compensation packages for locally employed staff (LES) in order to recruit and retain a highly qualified workforce overseas. SCA's overseas Missions will strive for the most cost effective and efficient management operations by focusing on customer service, rightsizing, regionalization, and off-shoring initiatives. On facilities, SCA will continue to work closely with the Bureau of Overseas Buildings Operations to advance capital construction projects, especially multiple office and housing projects in Pakistan and Afghanistan critical to keeping people safe and accomplishing U.S. missions there.

### ***Justification of Request***

The FY 2013 request of \$255.798 million for SCA maintains current services, including a reduction of \$615,000 in efficiency savings, and is \$5.163 million above the FY 2012 Estimate level. The request also includes a technical adjustment of -\$5.328 million for the transfer of funding for consular positions to fee revenue and an adjustment of \$2.3 million to realign public diplomacy (PD) resources. The request also includes funding increases of \$1.635 million for Afghanistan and \$2.54 million for Pakistan.

### **Operational Adjustment: \$644,000**

The Department request includes \$644,000 to support ongoing overseas operations to sustain diplomatic and management platforms.

# D&CP – BUREAU OF SOUTH AND CENTRAL ASIAN AFFAIRS

## *Resource Summary*

	Positions					Funds (\$ in thousands)		
	American				Pos	Bureau	American	Funds
	CS	FS Dom	Overseas	FSN	Total	Managed	Salaries	Total
FY 2011 Actual	57	56	724	573	1,410	624,707	112,192	736,899
FY 2012 Estimate	58	54	642	573	1,327	150,868	99,767	250,635
FY 2013 Built-in Changes								
Administrative Savings	0	0	0	0	0	(615)	0	(615)
American COLA	0	0	0	0	0	32	589	621
Domestic Inflation	0	0	0	0	0	117	0	117
Locally Engaged Staff Wage Increases	0	0	0	0	0	991	0	991
Locally-Engaged Staff Step Increases	0	0	0	0	0	991	0	991
Overseas Price Inflation	0	0	0	0	0	1,258	0	1,258
Total Built-in Changes	0	0	0	0	0	2,774	589	3,363
FY 2013 Current Services	58	54	642	573	1,327	153,642	100,356	253,998
FY 2013 Program Changes								
D&CP Consular Activity Shift to Fee Revenue	0	0	(13)	0	(13)	(3,023)	(1,669)	(4,692)
D&CP Consular Activity Shift to Fee Revenue - ICASS	0	0	0	0	0	(636)	0	(636)
Operational Adjustment	0	0	0	0	0	2,924	(2,280)	644
PD Strategic Realignment	0	0	0	0	0	2,300	0	2,300
Pakistan Enduring	0	0	0	0	0	2,976	0	2,976
Afghanistan Enduring	0	0	0	0	0	1,574	0	1,574
Afghanistan PD Enduring	0	0	0	0	0	61	0	61
Pakistan PD Enduring	0	0	0	0	0	(427)	0	(427)
Total Program Changes	0	0	(13)	0	(13)	5,749	(3,949)	1,800
FY 2013 Request	58	54	629	573	1,314	159,391	96,407	255,798

## D&CP – BUREAU OF SOUTH AND CENTRAL ASIAN AFFAIRS

### *Staff by Program Activity* (positions)

Bureau of South and Central Asian Affairs	FY 2011 Actual	FY 2012 Estimate	FY 2013 Request	Increase / Decrease
Conduct of Consular Relations	54	65	52	(13)
Conduct of Diplomatic Relations	413	286	286	0
Domestic Administrative Support	41	46	46	0
Information Resource Management	39	40	40	0
Overseas Program Support	125	125	125	0
Policy Formulation	52	80	80	0
Public Diplomacy	113	112	112	0
<b>Total</b>	<b>837</b>	<b>754</b>	<b>741</b>	<b>(13)</b>

### *Funds by Program Activity* (\$ in thousands)

Bureau of South and Central Asian Affairs	FY 2011 Actual	FY 2012 Estimate	FY 2013 Request	Increase / Decrease
Conduct of Consular Relations	37,204	27,578	22,250	(5,328)
Conduct of Diplomatic Relations	572,504	132,338	137,711	5,373
Domestic Administrative Support	13,294	11,169	11,063	(106)
Information Resource Management	11,713	8,705	8,671	(34)
Overseas Program Support	31,919	23,578	25,921	2,343
Policy Formulation	15,047	12,641	12,521	(120)
Public Diplomacy	55,218	34,626	37,661	3,035
<b>Total</b>	<b>736,899</b>	<b>250,635</b>	<b>255,798</b>	<b>5,163</b>

## D&CP – BUREAU OF SOUTH AND CENTRAL ASIAN AFFAIRS

### *Program Activities*

Department Of State	Positions			Funds (\$ in thousands)			
	American		FSN	Pos Total	Bureau Managed	American Salaries	Funds Total
	Domestic	Overseas					
Conduct of Consular Relations	25	27	29	81	13,511	8,739	22,250
Conduct of Diplomatic Relations	(17)	303	198	484	90,879	46,832	137,711
Diplomatic Security	0	0	19	19	0	0	0
Domestic Administrative Support	46	0	0	46	3,805	7,258	11,063
Information Resource Management	2	38	54	94	5,386	3,285	8,671
Overseas Program Support	0	125	136	261	16,796	9,125	25,921
Policy Formulation	40	40	0	80	4,307	8,214	12,521
Public Diplomacy	16	96	137	249	24,707	12,954	37,661
<b>Total</b>	<b>112</b>	<b>629</b>	<b>573</b>	<b>1,314</b>	<b>159,391</b>	<b>96,407</b>	<b>255,798</b>

### *Staff by Domestic Organization Unit*

(positions)

Bureau of South and Central Asian Affairs	FY 2011 Actual	FY 2012 Estimate	FY 2013 Request	Increase / Decrease
Office of Central Asian Affairs	3	3	3	0
Office of Executive Director	17	17	17	0
Office of India, Nepal, Sri Lanka, Maldives Is., Bhutan, & Bangladesh Affairs	9	9	9	0
Office of Pakistan & Afghanistan Affairs	24	24	24	0
Office of Public Diplomacy	25	24	24	0
Office of Regional Affairs	13	13	13	0
Office of the Assistant Secretary	7	7	7	0
<b>Total</b>	<b>98</b>	<b>97</b>	<b>97</b>	<b>0</b>

## D&CP – BUREAU OF SOUTH AND CENTRAL ASIAN AFFAIRS

### *Funds by Domestic Organization Unit*

(\$ in thousands)

Bureau of South and Central Asian Affairs	FY 2011 Actual	FY 2012 Estimate	FY 2013 Request	Increase / Decrease
Office of Central Asian Affairs	7,297	6,856	6,579	(277)
Office of Executive Director	12,038	9,033	8,884	(149)
Office of India, Nepal, Sri Lanka, Maldives Is., Bhutan, & Bangladesh Affairs	4,922	4,216	4,085	(131)
Office of Pakistan & Afghanistan Affairs	5,429	5,066	4,864	(202)
Office of Public Diplomacy	7,544	6,204	6,153	(51)
Office of Regional Affairs	4,023	3,660	3,523	(137)
Office of the Assistant Secretary	7,321	5,733	5,610	(123)
<b>Total</b>	<b>48,574</b>	<b>40,768</b>	<b>39,698</b>	<b>(1,070)</b>

### *Staff by Post*

(positions)

Bureau of South and Central Asian Affairs (SCA)	FY 2011 Actual			FY 2012 Estimate			FY 2013 Request			Increase/ Decrease		
	Amer	FSN	Total	Amer	FSN	Total	Amer	FSN	Total	Amer	FSN	Total
Afghanistan Interagency Operation Group	5	0	5	5	0	5	5	0	5	0	0	0
Afghanistan, Kabul	111	22	133	62	22	84	62	22	84	0	0	0
Bangladesh, Dhaka	40	33	73	40	33	73	39	33	72	(1)	0	(1)
India, Chennai (CG)	21	41	62	21	41	62	21	41	62	0	0	0
India, Hyderabad	19	0	19	19	0	19	19	0	19	0	0	0
India, Kolkata (CG)	20	32	52	20	32	52	20	32	52	0	0	0
India, Mumbai (CG)	28	53	81	28	53	81	27	53	80	(1)	0	(1)
India, New Delhi	132	182	314	132	182	314	129	182	311	(3)	0	(3)
Kazakhstan, Almaty	26	6	32	26	6	32	25	6	31	(1)	0	(1)
Kazakhstan, Astana	24	5	29	24	5	29	23	5	28	(1)	0	(1)
Kyrgyzstan, Bishkek	27	8	35	27	8	35	26	8	34	(1)	0	(1)
Nepal, Kathmandu	51	24	75	51	24	75	50	24	74	(1)	0	(1)
Pakistan, Islamabad	35	124	159	21	124	145	21	124	145	0	0	0
Pakistan, Karachi (CG)	13	0	13	5	0	5	5	0	5	0	0	0
Pakistan, Lahore (CG)	10	0	10	4	0	4	4	0	4	0	0	0
Pakistan, Peshawar (CN)	6	0	6	1	0	1	1	0	1	0	0	0
Sri Lanka, Colombo	50	25	75	50	25	75	49	25	74	(1)	0	(1)
Tajikistan, Dushanbe	37	5	42	37	5	42	36	5	41	(1)	0	(1)

## D&CP – BUREAU OF SOUTH AND CENTRAL ASIAN AFFAIRS

Bureau of South and Central Asian Affairs (SCA)	FY 2011			FY 2012			FY 2013			Increase/ Decrease		
	Actual			Estimate			Request					
	Amer	FSN	Total	Amer	FSN	Total	Amer	FSN	Total	Amer	FSN	Total
Turkmenistan, Ashgabat	37	4	41	37	4	41	36	4	40	(1)	0	(1)
Uzbekistan, Tashkent	47	9	56	47	9	56	46	9	55	(1)	0	(1)
<b>Total</b>	<b>739</b>	<b>573</b>	<b>1,312</b>	<b>657</b>	<b>573</b>	<b>1,230</b>	<b>644</b>	<b>573</b>	<b>1,217</b>	<b>(13)</b>	<b>0</b>	<b>(13)</b>

### *Funds by Post*

(\$ in thousands)

Bureau of South and Central Asian Affairs	FY 2011 Actual	FY 2012 Estimate	FY 2013 Request	Increase / Decrease
Afghanistan, Kabul	430,942	31,933	33,960	2,027
Bangladesh, Dhaka	15,191	12,116	12,153	37
India, Chennai (CG)	17,199	13,661	13,588	(73)
India, Hyderabad	9,132	7,925	7,772	(154)
India, Kolkata (CG)	9,003	7,127	7,119	(8)
India, Mumbai (CG)	13,169	10,503	10,535	(31)
India, New Delhi	74,712	52,028	53,161	1,133
Kazakhstan, Almaty	4,609	3,647	3,635	(11)
Kazakhstan, Astana	9,190	7,446	7,603	156
Kyrgyzstan, Bishkek	5,564	4,481	4,567	86
Nepal, Kathmandu	13,697	11,623	11,542	(82)
Pakistan, Islamabad	50,678	13,490	15,224	1,734
Pakistan, Karachi (CG)	572	1,874	2,212	339
Pakistan, Lahore (CG)	258	2,349	2,820	470
Pakistan, Peshawar (CN)	173	1,853	2,222	369
Sri Lanka, Colombo	9,950	8,010	8,053	43
Tajikistan, Dushanbe	6,794	5,505	5,555	50
Turkmenistan, Ashgabat	6,335	5,263	5,331	68
Uzbekistan, Tashkent	11,157	9,030	9,049	19
<b>Total</b>	<b>688,325</b>	<b>209,867</b>	<b>216,100</b>	<b>6,233</b>



## D&CP – BUREAU OF SOUTH AND CENTRAL ASIAN AFFAIRS

### *Funds by Object Class*

(\$ in thousands)

<b>Bureau of South and Central Asian Affairs</b>	<b>FY 2011 Actual</b>	<b>FY 2012 Estimate</b>	<b>FY 2013 Request</b>	<b>Increase / Decrease</b>
1100 Personnel Compensation	314,616	140,106	141,102	996
1200 Personnel Benefits	89,242	40,423	40,052	(371)
2100 Travel & Trans of Persons	30,017	6,110	6,363	253
2200 Transportation of Things	15,674	2,930	3,098	168
2300 Rents, Comm & Utilities	55,706	10,300	11,210	910
2400 Printing & Reproduction	504	314	365	51
2500 Other Services	73,306	15,657	16,255	598
2600 Supplies and Materials	94,979	18,130	18,964	834
3100 Personal Property	48,783	9,577	10,126	549
4100 Grants, Subsidies & Contributions	14,072	7,088	8,263	1,175
<b>Total</b>	<b>736,899</b>	<b>250,635</b>	<b>255,798</b>	<b>5,163</b>

*This page intentionally left blank*

## D&CP – BUREAU OF EAST ASIAN AND PACIFIC AFFAIRS

### *Resource Summary*

(\$ in thousands)

Appropriations	FY 2011 Actual	FY 2012 Estimate	FY 2013 Request	Increase / Decrease
American Positions	1,006	1,008	968	(40)
Funds	377,631	363,204	360,705	(2,499)

### *Program Description*

The Bureau of East Asian and Pacific Affairs (EAP) covers a region with nearly a third of the Earth’s population and 25 percent of global Gross Domestic Product. As such, the region plays a central role in shaping the course of the world’s economy, maintaining international peace and stability, and addressing key transnational issues such as energy, environment and climate change, pandemics, and nonproliferation.

The EAP region contains five of the U.S.’s top 15 trading partners and is home to long-standing treaty allies Japan, the Republic of Korea, Australia, the Philippines, and Thailand, as well as security relationships through Compacts of Free Association with the Marshall Islands, Micronesia, and Palau. Exponential economic growth in China and elsewhere in the region has created market opportunities for U.S. goods and services while distributing prosperity more widely in the region, creating new middle classes, and accelerating regional integration.

#### **Meeting Security Challenges in Asia by Enhancing Ties with Allies and Partners**

The U.S. cannot “go it alone” in Asia and the Pacific. With five regional allies -- Australia, Japan, the Republic of Korea (ROK), the Philippines and Thailand -- there is a highly effective foundation for cooperation to manage the region’s challenges and harness its opportunities. The Department has seen great progress in U.S. efforts to build new partnerships, as reflected in the robust Comprehensive Partnership with Indonesia and the rapid expansion of diplomatic engagement with Vietnam and Mongolia, among others. North Korea will remain a major challenge, and achieving denuclearization of the Korean Peninsula remains a top U.S. goal. The U.S. is also strongly committed to full and transparent implementation of all relevant Security Council resolutions by all parties.

#### **Reaffirming U.S. Economic Leadership in Creating Economic Stability and Sustainable Growth**

A U.S. strategic priority is to reinvigorate U.S. economic leadership in the face of pressures to forge stand-alone approaches and to advance regional economic integration that reflects 21<sup>st</sup>-century economic realities through the Trans-Pacific Partnership and other initiatives. Having re-energized the Asia-Pacific Economic Cooperation forum (APEC) as the 2011 host economy by advancing an ambitious policy agenda, EAP remains committed to engaging actively in the forum to continue to enhance U.S. economic leadership in the region.

#### **Constructive and Cooperative Relationship with China**

China’s continued, dynamic rise is reshaping relationships throughout the region and globally. Building a positive, cooperative and comprehensive relationship with China is crucial to the future of the U.S. foreign policy agenda. The Department is broadening public outreach and increasing people-to-people engagement to further strengthen the foundation of its relationship, while continuing to build robust dialogue with Chinese officials at all levels.

## **D&CP – BUREAU OF EAST ASIAN AND PACIFIC AFFAIRS**

### **Enhance and Deepen Engagement in Southeast Asia and the Pacific Islands**

Southeast Asia and the Pacific Islands have a collective significance that requires strong U.S. engagement. These nations have sought greater U.S. involvement in the region. The Secretary's Lower Mekong Initiative is an effort to do just this by engaging the countries of the Mekong sub-region to protect this fragile watershed and to strengthen cooperative efforts in areas such as health, environmental protection and education. The Pacific Island countries will experience some of the first signs of climatic stress from climate change and have taken the lead on a host of other global issues, including responses to extremism, environmental degradation, and promotion of democracy. EAP seeks to deepen U.S. engagement in the region through activities in environment, health, governance, and economic empowerment.

### **Shape the Region's Evolving Multilateral Institutions to Address Economic and Non-Traditional Security Challenges**

The U.S. has taken a hands-on approach to helping shape the emergence of new regional institutions. In 2011, President Obama participated in the East Asia Summit, the first time a U.S. President had done so, and Secretary Gates attended the newly formed Association of Southeast Asian Nations (ASEAN) Defense Ministers Meeting Plus. EAP is also enhancing engagement with existing organizations such as the ASEAN Regional Forum, the Pacific Islands Forum, and APEC.

### **Improve Governance, Human Rights, and Democratic Institutions in the Region**

In the calculus of strategic interests in Asia and the Pacific, U.S. policies must reflect U.S. fundamental values. EAP will continue to work with countries in the region to combat the scourge of trafficking in persons, promote human rights, including the rights of women and children, and foster greater religious dialogue among the many communities of faith in the region. There are already positive signs reflecting greater internalization of human rights with the recent establishment of such institutions as the ASEAN Intergovernmental Commission on Human Rights.

### **Advance Sustainable Development and Support Broad-Based Economic Growth**

Development plays a vital role in addressing regional challenges and advancing American interests in East Asia. Programs across a multitude of sectors are strategic and mutually reinforcing, whether strengthening fragile democracies, helping impoverished and vulnerable populations emerging from conflict, or working with strategic partners to strengthen economic and development cooperation. The U.S. government works closely with governments in the region to build ownership so that they lead their own development trajectory.

### ***Performance***

Achieving key milestones toward denuclearization of the Korean Peninsula is the performance goal, but is dependent on factors beyond the control of U.S. diplomacy. In response to North Korean nuclear tests in May 2009, South Korea joined the Proliferation Security Initiative (PSI) as a full-member. The group has 16 "core" countries, while the remaining 80-plus nations have observer status.

## D&CP – BUREAU OF EAST ASIAN AND PACIFIC AFFAIRS

<b>Strategic Goal 1: Counter threats to the United States and the international order, and advance civilian security around the world</b>				
Active Performance Indicator	Key milestones in achieving full denuclearization of the Korean Peninsula and preventing the export of Weapons of Mass Destruction (WMD) and missile-related technology by the Democratic People's Republic of Korea (DPRK).			
<b>PRIOR YEAR RATINGS TREND</b>				
FY 2007	FY 2008	FY 2009	FY 2010	FY 2011
New Indicator, No Rating	▼ Below Target	▼ Below Target	◀▶ On Target	◀▶ On Target
<b>TARGETS AND RESULTS</b>				
FY 2013 Target	Closely coordinate with the new ROK administration on achieving denuclearization and nonproliferation goals in DPRK. Implement initial steps toward irreversible denuclearization, including on the DPRK UEP, and begin initial verification activities. Contingent upon substantive progress in denuclearization, begin working toward normalization of relations with North Korea, including greater economic and cultural exchange and peace regime discussions by the directly-related parties, in concert with diplomatic efforts. Seek to enhance the international implementation of sanctions to curb DPRK proliferation. Enhance U.S.-Japan-ROK trilateral approach on DPRK and ensure policies remain aligned. Strengthen the U.S.-Japan alliance and keep Japan engaged in regional problems.			
FY 2012 Target	Evaluate DPRK intentions toward nuclear and proliferation activities in light of the 100th anniversary of the birth of Kim Il-sung and continued succession activities in the DPRK. Contingent upon North Korea's cooperation and genuine change in behavior, negotiate early steps towards irreversible denuclearization, including on the DPRK Uranium Enrichment Program (UEP), and an initial verification protocol. Seek to enhance the international community's implementation of sanctions to curb DPRK proliferation activities. Enhance U.S.-Japan-ROK Korea trilateral approach to DPRK and ensure policies remain aligned. Strengthen the U.S.-Japan alliance and keep Japan engaged in regional problems.			
FY 2011 Target	Closely coordinate with allies and partners in the Six-Party Talks. Bring international pressure to bear to convince North Korea to improve relations with the South, address its nuclear activities, and facilitate the resumption of the Six-Party Talks. Engage China on influencing North Korea to take appropriate steps to improve relations with the ROK and to denuclearize. Seek to curb DPRK proliferation activities through the implementation of sanctions. Convene another ministerial level U.S.-Japan-ROK trilateral meeting to regularize this close cooperation. Build on post-earthquake cooperation with Japan to strengthen the U.S.-Japan alliance. Enhance ballistic missile defense cooperation with Japan. Coordinate with Japan on issues related to stabilizing Afghanistan and Pakistan, and assessing China's military modernization.			
FY 2011 Rating and Result	Rating: On Target Coordinated with Six-Party Partners to seek verifiable denuclearization. Unprecedented Japan/ROK unity through two trilateral ministerial. At China-U.S. Summit, discussed importance of improved North-South relations. ROK/DPRK bilateral denuclearization talks. Held first round of U.S.-DPRK talks in 19 months. Strengthened implementation of UN and domestic sanctions. President signed E.O. 13570 requiring review of all direct/indirect DPRK imports. Expanded counter-proliferation coordination.			
Impact	U.S.-led efforts caused potential DPRK proliferation-related shipment to be returned to DPRK. Post-earthquake, supported Japan so it could maintain its security role in region. Issued statement with Japan reaffirming common strategic objectives including: DPRK, effective governance in Afghanistan and Pakistan, and BMD cooperative development.			

## D&CP – BUREAU OF EAST ASIAN AND PACIFIC AFFAIRS

FY 2010 Rating and Result	<p>Rating: On Target</p> <p>North Korea engaged in unprecedented provocative behavior by sinking the ROK naval vessel <i>Cheonan</i> in March 2010, and shelling Yeongpyong Island in November 2010. North Korea also revealed a uranium enrichment program (UEP) in November 2010 in violation of UN Security Council Resolutions 1718 and 1874. In light of these provocations, goals for North Korea were adjusted toward preserving regional stability and coordinating with regional partners and allies. The U.S. remains on target toward achieving these adjusted goals due to close consultations with allies and partners in the Six-Party Talks. The United States hosted the first-ever ministerial level U.S.-Japan-ROK trilateral meeting, continued to implement sanctions and encouraged the international community to implement sanctions against North Korea in a full and transparent manner.</p>
FY 2009 Rating and Result	<p>Rating: Below Target</p> <p>U.S. experts observed disablement at Yongbyon from 11/2007 to 4/2009 when the DPRK expelled them. At that time, eight of eleven Second Phase disablement steps had been completed.</p> <p>IAEA and U.S. experts departed in April following North Korea's launch of a ballistic missile. On May 25, North Korea announced it had tested a nuclear device. In June, the DPRK announced its intention to reprocess spent fuel rods and to reverse other disablement steps. The UN Security Council unanimously passed UNSCR 1874 and the U.S. seeks full and transparent implementation of the resolution.</p> <p>The U.S. continues to seek the verifiable denuclearization of the Korean Peninsula in a peaceful manner and DPRK's return to the NPT and IAEA safeguards as stated in the September 19, 2005 Joint Statement of the Six-Party Talks.</p>
FY 2008 Rating and Result	<p>Rating: Improved But Not Met</p> <p>The DPRK provided a declaration of its nuclear programs on June 26, 2008. The DPRK began disablement of the three core nuclear facilities at Yongbyon, although the DPRK halted disablement activities in August 2008. Disablement activities were reinitiated in October 2008, though at a slower pace.</p>
FY 2007 Rating and Result	<p>Rating: New Indicator, No Rating</p> <p>DPRK nuclear test in October 2006 prompted passage of UNSCR 1718 and imposition of sanctions. Six-Party Talks resumed and parties agreed to begin implementation of the September 2005 Joint Statement, beginning with February 13, 2007 Initial Actions agreement. DPRK shut down and sealed Yongbyon nuclear facility and IAEA personnel returned to conduct monitoring and verification activities. Parties agreed to cooperate in economic, energy, and humanitarian assistance and delivered an initial 50,000 tons of heavy fuel oil. Working groups set up by the "Initial Actions" agreement all met. Instances of isolated proliferation-related behavior on the part of firms from Asian nations continued, but some states, including the Republic of Korea (ROK), indicated willingness to cooperate more closely in preventing WMD-related proliferation in Asia.</p>
<b>VERIFICATION AND VALIDATION</b>	
Methodology	<p>Progress on this indicator is evaluated based upon the September 2005 Joint Statement of the Six-Party Talks and the October 3, 2007 agreement on the Second-Phase Actions for the Implementation of the Joint Statement. In drafting this qualitative indicator, the bureau has applied to the best extent possible the Department of State's standards for data integrity, reliability, validation, and verification.</p>
Data Source and Quality	<p>U.S. Government cable reports and memoranda of communication from U.S. overseas reports. Data Quality Analysis revealed no significant data quality limitations.</p>

## D&CP – BUREAU OF EAST ASIAN AND PACIFIC AFFAIRS

China’s economic growth is highly dependent on increases in investment and net exports. Export-led growth can be an indication of multiple structural problems including unsound financial markets, government manipulation of markets to favor exporters, and weak social welfare systems that require consumers to save more of their income to meet basic health and education expenditures. Rebalancing China’s economy away from export-led growth by increasing domestic consumption and services is critical to achieving a sustainable global economy and more balanced trade. Positive trends on this indicator over several years would demonstrate that China is taking key steps to act as a more responsible member of the global economy by supporting policies that boost domestic demand and move toward a more market-based exchange rate.

<b>Strategic Goal 5: Support American prosperity through economic diplomacy</b>							
Active Performance Indicator		NEW INDICATOR: China’s Current Account Surplus as a Percentage of Gross Domestic Product.					
Prior Year Results and Ratings				FY 2011		Planned Targets	
FY 2007	FY 2008	FY 2009	FY 2010	Target	Result and Rating	FY 2012	FY 2013
N/A	N/A	N/A	5.2 percent	Baseline Year	Data Expected May 2012  New Indicator, No Rating	2.5 percent	2 percent
Impact		While the trend on this indicator is positive, the pace of change is inadequate to level the playing field for U.S. businesses seeking to export their goods and services. Through high-level diplomatic efforts, the United States has pressed China to accelerate the pace of reform in this area to achieve more balanced growth.					
Methodology		Percent calculated by dividing China’s Current Account Balance (International Monetary Fund) by GDP (World Bank Development Indicators).					
Data Source and Quality		Current Account Balance: <a href="http://www.imf.org/external/datamapper/index.php?db=BOP">http://www.imf.org/external/datamapper/index.php?db=BOP</a> . GDP: <a href="http://data.worldbank.org/data-catalog/world-development-indicators?cid=GPD_WDI">http://data.worldbank.org/data-catalog/world-development-indicators?cid=GPD_WDI</a> . While there is a one year data lag, the data quality assessment revealed no significant data limitations.					

### *Justification of Request*

EAP’s request for FY 2013 is \$360.7 million and includes a net decrease of \$2.5 million below the FY 2012 estimate. The FY 2013 request includes resources to maintain current services, including facilities operating costs associated with new embassy compound projects. In addition EAP will continue the administrative cost reductions begun in FY 2012 with further reductions of \$1.3 million which will be achieved through reduced travel and printing expenses. EAP will intensify the regionalization and consolidation of administrative services, and implement cost savings initiatives in telecommunications, utility consumption, travel, and vehicle usage. The request also includes a technical adjustment of (\$17.012) million to transfer consular staff to fee funding.

## **D&CP – BUREAU OF EAST ASIAN AND PACIFIC AFFAIRS**

### **Operational Adjustment: \$2,476,000**

The FY 2013 request includes \$2.5 million to sustain overseas diplomatic and management platforms.

### **New Consulate Compound: \$1,331,000**

The Department request includes \$1.3 million to support the opening of the new consular compound in Guangzhou, China scheduled to open in the second quarter of FY 2013.



## D&CP – BUREAU OF EAST ASIAN AND PACIFIC AFFAIRS

### *Resource Summary*

	Positions					Funds (\$ in thousands)		
	American			FSN	Pos Total	Bureau Managed	American Salaries	Funds Total
	CS	FS Dom	Overseas					
FY 2011 Actual	67	102	837	817	1,823	244,382	133,249	377,631
FY 2012 Estimate	67	106	835	817	1,825	230,790	132,414	363,204
<b>FY 2013 Built-in Changes</b>								
Administrative Savings	0	0	0	0	0	(1,347)	0	(1,347)
American COLA	0	0	0	0	0	4	804	808
Domestic Inflation	0	0	0	0	0	161	0	161
Facility Operating Cost	0	0	0	0	0	1,003	0	1,003
Locally Engaged Staff Wage Increases	0	0	0	0	0	2,247	0	2,247
Locally-Engaged Staff Step Increases	0	0	0	0	0	2,247	0	2,247
Overseas Price Inflation	0	0	0	0	0	5,587	0	5,587
<b>Total Built-in Changes</b>	<b>0</b>	<b>0</b>	<b>0</b>	<b>0</b>	<b>0</b>	<b>9,902</b>	<b>804</b>	<b>10,706</b>
FY 2013 Current Services	67	106	835	817	1,825	240,692	133,218	373,910
<b>FY 2013 Program Changes</b>								
D&CP Consular Activity Shift to Fee Revenue	0	0	(40)	0	(40)	(9,302)	(5,135)	(14,437)
D&CP Consular Activity Shift to Fee Revenue - ICASS	0	0	0	0	0	(2,575)	0	(2,575)
Operational Adjustment	0	0	0	0	0	9,491	(7,015)	2,476
New Consulate Compound	0	0	0	0	0	1,331	0	1,331
<b>Total Program Changes</b>	<b>0</b>	<b>0</b>	<b>(40)</b>	<b>0</b>	<b>(40)</b>	<b>(1,055)</b>	<b>(12,150)</b>	<b>(13,205)</b>
FY 2013 Request	67	106	795	817	1,785	239,637	121,068	360,705

### *Staff by Program Activity*

(positions)

Bureau of East Asian and Pacific Affairs	FY 2011 Actual	FY 2012 Estimate	FY 2013 Request	Increase / Decrease
Conduct of Consular Relations	40	40	0	(40)
Conduct of Diplomatic Relations	384	384	384	0
Counter-Terrorism Programs	10	10	10	0
Diplomatic Security	10	10	10	0
Domestic Administrative Support	22	22	22	0
Information Resource Management	116	116	116	0

## D&CP – BUREAU OF EAST ASIAN AND PACIFIC AFFAIRS

Bureau of East Asian and Pacific Affairs	FY 2011 Actual	FY 2012 Estimate	FY 2013 Request	Increase / Decrease
Overseas Program Support	175	175	175	0
Policy Formulation	135	135	135	0
Public Diplomacy	114	116	116	0
<b>Total</b>	<b>1,006</b>	<b>1,008</b>	<b>968</b>	<b>(40)</b>

### *Funds by Program Activity*

(\$ in thousands)

Bureau of East Asian and Pacific Affairs	FY 2011 Actual	FY 2012 Estimate	FY 2013 Request	Increase / Decrease
Conduct of Consular Relations	17,322	47,649	31,663	(15,986)
Conduct of Diplomatic Relations	90,263	81,649	82,153	504
Counter-Terrorism Programs	2,724	2,425	2,465	40
Diplomatic Security	19,971	17,360	21,186	3,826
Domestic Administrative Support	3,158	3,061	2,952	(109)
Information Resource Management	21,920	20,558	20,215	(343)
Multilateral Diplomacy	357	279	309	30
Overseas Program Support	122,430	100,859	107,843	6,984
Policy Formulation	39,824	35,065	35,897	832
Public Diplomacy	59,662	54,299	56,022	1,723
<b>Total</b>	<b>377,631</b>	<b>363,204</b>	<b>360,705</b>	<b>(2,499)</b>

## D&CP – BUREAU OF EAST ASIAN AND PACIFIC AFFAIRS

### *Program Activities*

Department Of State	Positions			Funds (\$ in thousands)			
	American		FSN	Pos Total	Bureau Managed	American Salaries	Funds Total
	Domestic	Overseas					
Conduct of Consular Relations	0	0	250	250	31,663	0	31,663
Conduct of Diplomatic Relations	113	271	100	484	34,069	48,084	82,153
Counter-Terrorism Programs	0	10	23	33	1,184	1,281	2,465
Diplomatic Security	0	10	50	60	19,905	1,281	21,186
Domestic Administrative Support	22	0	0	22	384	2,568	2,952
Information Resource Management	4	112	41	157	5,387	14,828	20,215
Multilateral Diplomacy	0	0	0	0	309	0	309
Overseas Program Support	0	175	0	175	85,317	22,526	107,843
Policy Formulation	20	115	84	219	18,815	17,082	35,897
Public Diplomacy	14	102	269	385	42,604	13,418	56,022
<b>Total</b>	<b>173</b>	<b>795</b>	<b>817</b>	<b>1,785</b>	<b>239,637</b>	<b>121,068</b>	<b>360,705</b>

### *Staff by Domestic Organization Unit*

(positions)

Bureau of East Asian and Pacific Affairs	FY 2011 Actual	FY 2012 Estimate	FY 2013 Request	Increase / Decrease
Office of Australia, New Zealand and Pacific Island Affairs	11	12	12	0
Office of Burma, Cambodia, Laos, Thailand and Vietnam	12	13	13	0
Office of Chinese Affairs	18	18	18	0
Office of Economic Policy	10	10	10	0
Office of Japan	12	12	12	0
Office of Korea	16	16	16	0
Office of Philippines, Indonesia, Malaysia, Brunei, Singapore	16	16	16	0
Office of Regional Security Policy	14	14	14	0
Office of the Assistant Secretary	22	24	24	0
Office of the Executive Director	34	34	34	0
Office of the Public Affairs Advisor	4	4	4	0
<b>Total</b>	<b>169</b>	<b>173</b>	<b>173</b>	<b>0</b>

## D&CP – BUREAU OF EAST ASIAN AND PACIFIC AFFAIRS

### *Funds by Domestic Organization Unit*

(\$ in thousands)

Bureau of East Asian and Pacific Affairs	FY 2011 Actual	FY 2012 Estimate	FY 2013 Request	Increase / Decrease
Office of Australia, New Zealand and Pacific Island Affairs	1,935	1,811	1,777	(34)
Office of Burma, Cambodia, Laos, Thailand and Vietnam	2,215	2,030	2,014	(16)
Office of Chinese Affairs	2,752	2,624	2,546	(78)
Office of Economic Policy	1,704	1,601	1,562	(39)
Office of Japan	1,898	1,795	1,749	(46)
Office of Korea	2,236	2,153	2,075	(78)
Office of Philippines, Indonesia, Malaysia, Brunei, Singapore	2,537	2,444	2,360	(84)
Office of Regional Security Policy	2,187	2,087	2,021	(66)
Office of the Assistant Secretary	3,359	3,199	3,116	(83)
Office of the Executive Director	5,748	5,343	5,142	(201)
Office of the Public Affairs Advisor	644	611	594	(17)
<b>Total</b>	<b>27,215</b>	<b>25,698</b>	<b>24,956</b>	<b>(742)</b>

## D&CP – BUREAU OF EAST ASIAN AND PACIFIC AFFAIRS

### *Staff by Post* (positions)

Bureau of East Asian and Pacific Affairs (EAP)	FY 2011			FY 2012			FY 2013			Increase/ Decrease		
	Actual			Estimate			Request			Amer	FSN	Total
	Amer	FSN	Total	Amer	FSN	Total	Amer	FSN	Total			
Australia, Canberra	34	20	54	34	20	54	34	20	54	0	0	0
Australia, Melbourne	5	7	12	5	7	12	5	7	12	0	0	0
Australia, Perth	3	4	7	3	4	7	3	4	7	0	0	0
Australia, Sydney	8	28	36	8	28	36	8	28	36	0	0	0
Brunei, Bandar Seri Begawan	7	11	18	7	11	18	7	11	18	0	0	0
Burma, Rangoon	19	19	38	19	19	38	19	19	38	0	0	0
Cambodia, Phnom Penh	21	13	34	21	13	34	21	13	34	0	0	0
China, Beijing	117	40	157	117	40	157	112	40	152	(5)	0	(5)
China, Chengdu	14	4	18	14	4	18	14	4	18	0	0	0
China, Guangzhou	22	10	32	22	10	32	17	10	27	(5)	0	(5)
China, Hong Kong	30	18	48	30	18	48	29	18	47	(1)	0	(1)
China, Shanghai	22	4	26	22	4	26	19	4	23	(3)	0	(3)
China, Shenyang	12	4	16	12	4	16	12	4	16	0	0	0
China, Wuhan	2	0	2	2	0	2	2	0	2	0	0	0
Federated States of Micronesia, Kolonia	4	0	4	4	0	4	4	0	4	0	0	0
Fiji, Suva	13	9	22	13	9	22	13	9	22	0	0	0
Indonesia, Jakarta	62	55	117	62	55	117	61	55	116	(1)	0	(1)
Indonesia, Medan	2	3	5	2	3	5	2	3	5	0	0	0
Indonesia, Surabaya	6	11	17	6	11	17	6	11	17	0	0	0
Japan, Fukuoka	4	13	17	4	13	17	4	13	17	0	0	0
Japan, Nagoya	2	3	5	2	3	5	1	3	4	(1)	0	(1)
Japan, Naha	3	9	12	3	9	12	3	9	12	0	0	0
Japan, Osaka-Kobe	5	22	27	5	22	27	5	22	27	0	0	0
Japan, Sapporo	3	4	7	3	4	7	3	4	7	0	0	0
Japan, Tokyo	75	121	196	73	121	194	71	121	192	(2)	0	(2)
Laos, Vientiane	13	10	23	13	10	23	13	10	23	0	0	0
Malaysia, Kuala Lumpur	29	35	64	29	35	64	29	35	64	0	0	0
Marshall Islands, Majuro	4	1	5	4	1	5	4	1	5	0	0	0
Mongolia, Ulaanbaatar	14	5	19	14	5	19	14	5	19	0	0	0
New Zealand, Auckland	2	5	7	2	5	7	2	5	7	0	0	0
New Zealand, Wellington	14	10	24	14	10	24	14	10	24	0	0	0
Palau, Koror	2	0	2	2	0	2	2	0	2	0	0	0

## D&CP – BUREAU OF EAST ASIAN AND PACIFIC AFFAIRS

Bureau of East Asian and Pacific Affairs (EAP)	FY 2011			FY 2012			FY 2013			Increase/ Decrease		
	Actual			Estimate			Request					
	Amer	FSN	Total	Amer	FSN	Total	Amer	FSN	Total	Amer	FSN	Total
Papua New Guinea, Port Moresby	8	2	10	8	2	10	8	2	10	0	0	0
Philippines, Manila	50	85	135	50	85	135	40	85	125	(10)	0	(10)
Singapore, Singapore	24	25	49	24	25	49	24	25	49	0	0	0
South Korea, Busan	1	2	3	1	2	3	1	2	3	0	0	0
South Korea, Seoul	52	110	162	52	110	162	47	110	157	(5)	0	(5)
Thailand, Bangkok	63	74	137	63	74	137	60	74	134	(3)	0	(3)
Thailand, Chiang Mai	5	8	13	5	8	13	5	8	13	0	0	0
Timor-Leste, Dili	8	0	8	8	0	8	8	0	8	0	0	0
Vietnam, Hanoi	35	7	42	35	7	42	35	7	42	0	0	0
Vietnam, Ho Chi Minh City	17	3	20	17	3	20	13	3	16	(4)	0	(4)
Western Somoa, Apia	1	3	4	1	3	4	1	3	4	0	0	0
<b>Total</b>	<b>837</b>	<b>817</b>	<b>1,654</b>	<b>835</b>	<b>817</b>	<b>1,652</b>	<b>795</b>	<b>817</b>	<b>1,612</b>	<b>(40)</b>	<b>0</b>	<b>(40)</b>

## D&CP – BUREAU OF EAST ASIAN AND PACIFIC AFFAIRS

### *Funds by Post*

(\$ in thousands)

Bureau of East Asian and Pacific Affairs	FY 2011 Actual	FY 2012 Estimate	FY 2013 Request	Increase / Decrease
Australia, Canberra	13,900	11,853	12,182	329
Australia, Melbourne	2,006	1,953	2,022	69
Australia, Perth	943	949	974	25
Australia, Sydney	2,171	2,662	2,737	75
Brunei, Bandar Seri Begawan	2,992	2,593	2,838	245
Burma, Rangoon	6,854	6,085	6,402	317
Cambodia, Phnom Penh	8,295	7,736	7,999	263
China, Beijing	57,300	51,493	52,913	1,420
China, Chengdu	3,377	3,759	3,877	118
China, Guangzhou	6,176	9,121	8,826	(295)
China, Hong Kong	14,640	13,754	14,010	256
China, Shanghai	6,177	7,640	6,727	(913)
China, Shenyang	3,352	3,680	3,831	151
China, Wuhan	1,225	990	1,113	123
Federated States of Micronesia, Kolonia	1,484	1,278	1,350	72
Fiji, Suva	5,261	4,802	4,966	164
Indonesia, Jakarta	22,812	24,017	24,644	627
Indonesia, Medan	742	639	656	17
Indonesia, Surabaya	4,789	4,858	5,506	648
Japan, Fukuoka	1,690	1,463	1,380	(83)
Japan, Nagoya	1,182	1,007	805	(202)
Japan, Naha	778	941	940	(1)
Japan, Osaka-Kobe	2,161	2,597	2,596	(1)
Japan, Sapporo	1,151	995	963	(32)
Japan, Tokyo	55,828	47,996	46,735	(1,261)
Laos, Vientiane	3,518	3,393	3,442	49
Malaysia, Kuala Lumpur	10,092	9,337	9,779	442
Marshall Islands, Majuro	1,534	1,317	1,356	39
Mongolia, Ulaanbaatar	4,683	4,256	4,436	180
New Zealand, Auckland	615	785	816	31
New Zealand, Wellington	4,927	4,334	4,499	165
Palau, Koror	780	669	690	21
Papua New Guinea, Port Moresby	2,355	2,229	2,276	47
Philippines, Manila	20,329	22,638	19,885	(2,753)
Singapore, Singapore	8,568	8,228	8,461	233

## D&CP – BUREAU OF EAST ASIAN AND PACIFIC AFFAIRS

Bureau of East Asian and Pacific Affairs	FY 2011 Actual	FY 2012 Estimate	FY 2013 Request	Increase / Decrease
South Korea, Busan	554	462	484	22
South Korea, Seoul	24,951	24,683	24,084	(599)
Thailand, Bangkok	16,364	16,597	15,548	(1,049)
Thailand, Chiang Mai	4,314	3,641	3,865	224
Timor-Leste, Dili	2,047	1,861	1,874	13
Vietnam, Hanoi	12,791	11,552	11,978	426
Vietnam, Ho Chi Minh City	4,161	6,206	4,806	(1,400)
Western Somoa, Apia	547	457	478	21
<b>Total</b>	<b>350,416</b>	<b>337,506</b>	<b>335,749</b>	<b>(1,757)</b>

### *Funds by Object Class*

(\$ in thousands)

Bureau of East Asian and Pacific Affairs	FY 2011 Actual	FY 2012 Estimate	FY 2013 Request	Increase / Decrease
1100 Personnel Compensation	154,503	153,359	148,599	(4,760)
1200 Personnel Benefits	48,519	48,006	45,301	(2,705)
1300 Benefits Former Personnel	3	2	2	0
2100 Travel & Trans of Persons	11,397	9,747	9,730	(17)
2200 Transportation of Things	1,422	1,297	1,372	75
2300 Rents, Comm & Utilities	12,629	11,542	13,587	2,045
2400 Printing & Reproduction	897	742	686	(56)
2500 Other Services	118,290	113,104	114,696	1,592
2600 Supplies and Materials	6,491	5,427	5,218	(209)
3100 Personal Property	16,843	14,559	15,545	986
4100 Grants, Subsidies & Contributions	6,637	5,419	5,969	550
<b>Total</b>	<b>377,631</b>	<b>363,204</b>	<b>360,705</b>	<b>(2,499)</b>



## D&CP – BUREAU OF WESTERN HEMISPHERE AFFAIRS

### *Resource Summary*

(\$ in thousands)

<b>Appropriations</b>	<b>FY 2011 Actual</b>	<b>FY 2012 Estimate</b>	<b>FY 2013 Request</b>	<b>Increase / Decrease</b>
American Positions	1,172	1,169	1,164	(5)
Funds	392,486	371,974	380,610	8,636

\* The proposal to increase retention of fee revenues will provide additional funds for support of consular functions.

### *Program Description*

The President's March 2011 trip to Brazil, Chile, and El Salvador highlighted the significance of the Western Hemisphere to the USA's economic competitiveness, and a host of global strategic interests, including peace and security, energy and food security, and climate change. Indeed, the prosperity and security of the United States are tied to the democratic success and development of the countries of the Americas. The Western Hemisphere represents a strategic opportunity for the United States to leverage its partnerships, to promote collective prosperity, and drive development, to secure and cement democratic progress in this hemisphere, to advance citizen security, and add partners to efforts to deliver global public good.

Most countries in the region have seen the consolidation of democratic and market societies, but these successes are uneven and incomplete. Where that is the case, the Department has a vital national interest in advancing that process. In addition, the process of global integration has produced both opportunities and challenges. Among the most serious of the latter is the threat to people and institutions posed by violent transnational criminal organizations. Latin America and the Caribbean are now the most violent regions in the world with an average homicide rate that is two and a half times the global average. Beyond the human toll, the World Bank calculates that the economic cost of crime and violence reduces GDP significantly—by eight percent in Central America, for example. Crime and safety lead the concerns of public officials in nearly every country in the Americas. Structural inequalities in the growing economic prosperity of the region make the Americas susceptible to populist appeals that can jeopardize the notable political, economic, and social gains of the last two decades. Demographically, the region is one of the youngest in the world. While this can be positive for competitiveness, chronic underinvestment in human capital can also pose enormous short- and medium-term public policy challenges. The political participation of previously excluded groups has added to the vibrancy of democracy, and at the same time heightened expectations for government performance.

U.S. policy in the Western Hemisphere will continue to advance a focused and widely shared agenda that, in turn, advances critical U.S. national security interests. This cooperative agenda focuses on four closely interconnected priorities: 1) increased citizen security and effective democratic institutions and governance; 2) equal social opportunity for the peoples of the Americas; 3) expanded economic opportunity; and 4) global climate change adaptation and mitigation and a secure and clean energy future. WHA seeks to maintain U.S. vigorous engagement in the region. Three key principles shape the interactions with virtually every country in the hemisphere: 1) the best framework for engaging with the Americas is one based on partnership and co-responsibility; 2) U.S. interests are furthered when working through multilateral channels in concert with the nations of the Americas; and 3) the United States has a

## **D&CP – BUREAU OF WESTERN HEMISPHERE AFFAIRS**

vital stake in the success of stable, prosperous societies in the Americas that are able to meet their citizens' needs.

In terms of State Operations funding, WHA's domestic offices and overseas missions have consistently sought to maximize and streamline resources over the years. In light of the current budget environment, WHA is compelled to do even more with less. WHA's FY 2013 State Operations request represents a focused budget request that creates savings through the implementation of several ongoing efficiency initiatives as well as several difficult cost-saving tradeoffs.

In sum, to pursue the policy vision, WHA will work to achieve the following goals, which are in line with State and USAID's Joint Strategic Goals:

- Citizen Security, Strong Institutions, and Democratic Governance
- Social Equity Amongst All Peoples of the Americas, including Vulnerable Populations
- Expanded Economic Opportunity for All
- Supporting American Prosperity through Trade in the Hemisphere
- Climate Change Mitigation, Adaptation, and Clean Energy
- Regional Publics Support Our Shared Values
- Adequate Diplomatic Resources to Achieve Policy Goals
- A Stable and Economically Viable Haiti

### ***Performance***

The U.S. partnership with Mexico in FY 2013 will address issues of citizen safety through the Merida Initiative supported by Foreign Operations funds and will focus on breaking the power and impunity of organized crime, and cooperation on Government of Mexico capacity building. As the United States' second largest trading partner in the hemisphere, Mexico's economy is also vital to U.S. national interests and a focus of U.S. diplomatic engagement. A strong Mexican economy includes a business environment supportive of entrepreneurship and small business owners. Mexico has made great strides in this area despite significant challenges, increasing its global ranking on the "Ease of Doing Business" scale by another point over the past year. The number of days and cost required to start a new business are subsets of this global ranking.

## D&CP – BUREAU OF WESTERN HEMISPHERE AFFAIRS

<b>Strategic Goal 3: Expand and sustain the ranks of prosperous, stable and democratic states by promoting effective, accountable, democratic governance; respect for human rights; sustainable, broad-based economic growth; and well-being</b>							
Active Performance Indicator		Median number of days to start a business in Mexico; median cost of starting a business in Mexico as a percentage of per capita income.					
Prior Year Results and Ratings				FY 2011		Planned Targets	
FY 2007	FY 2008	FY 2009	FY 2010	Target	Result and Rating	FY 2012	FY 2013
27 days; 13.3%	28 days; 12.5 percent	13 days; 11.7 percent  New Indicator, No Rating	9 days; 12.3%  ▲ Above Target	8 days; 10.1%	9 days; 11.2%  ▼ Below Target	8 days; 10.2%	7 days; 9.2%
Steps to Improve		The United States will continue to engage the Government of Mexico regarding on-going improvements to its business environment, especially regarding small and medium-sized enterprises. For example, municipal licensing procedures were simplified, which led to an increased number of registered businesses and an increase in wage employment. Such regulatory changes should be encouraged and enforced.					
Impact		Mexico's economy is vital to U.S. national interests as Mexico is the United States' second largest trading partner in the hemisphere. Mexico is making strides in its ease of doing business. One study found that a program that simplified municipal licensing led to a 5% increase in the number of registered businesses and a 2.2% increase in wage employment.					
Methodology		Indicator from External Source. The World Bank's "Doing Business" report provides data for the number of days required to start a business, as well as the cost of starting a business. Data in the report lags by one year. The methodology is developed by the World Bank, and updated, when and if changes are required. All changes to the methodology are fully documented in the report, and on the website, "DoingBusiness.org."					
Data Source and Quality		"Doing Business 2012" Report, by The World Bank Group. Doing Business 2012 is the ninth in a series of annual reports investigating the regulations that enhance business activity and those that constrain it. The Data Quality Assessment revealed no significant data limitations.					

Western Hemisphere countries are increasing the use of clean energy as a way to diversify energy supplies and suppliers. Diversified energy sources and sustained investment in people raises productivity, increases regional competitiveness, and spurs economic growth. In addition to diversifying energy matrices, the use of clean energy reduces dependence on imported fossil fuels. Promotion of clean energy will advance energy security and mitigate the effects of climate change.

This indicator reflects a regional trend towards further policy support for, and deployment of, renewable energy technologies. It informs U.S. Government policy makers of progress in achieving clean energy economic growth, and allows the Department to better target diplomatic engagement with hemispheric partners on achieving energy and climate change strategic goals.

## D&CP – BUREAU OF WESTERN HEMISPHERE AFFAIRS

<b>Strategic Goal 3: Expand and sustain the ranks of prosperous, stable and democratic states by promoting effective, accountable, democratic governance; respect for human rights; sustainable, broad-based economic growth; and well-being</b>							
Active Performance Indicator		Percentage of Total Latin America Primary Energy Supply Comprised of Alternative Fuels (renewables, biofuels, and geothermal).					
Prior Year Results and Ratings				FY 2011		Planned Targets	
FY 2007	FY 2008	FY 2009	FY 2010	Target	Result and Rating	FY 2012	FY 2013
30.2% [Baseline]	30.7%	NA	NA	31%	NA	32%	33%
		Data Not Yet Available, No Rating	Data Not Yet Available, No Rating		Data Not Yet Available, No Rating		
Impact		WHA will provide an analysis of performance when data are available. Data are expected to be available in 2014 or 2015.					
Methodology		Methodology set by external source. Alternative fuels (renewables, biofuels, and geothermal) make up at least 21% of Latin America total primary energy supply. U.S.-Brazil biofuels cooperation continues in initial four countries; follow-on projects in additional countries are identified. For more information, visit the International Energy Agency's website at <a href="http://www.iea.org/Textbase/stats/index.asp">http://www.iea.org/Textbase/stats/index.asp</a>					
Data Source and Quality		Source: International Energy Agency (IEA). The IEA supports technical expertise and cooperation, giving an objective third-party perspective of energy trends in the hemisphere. High level of confidence in the data and the IEA's ability to assess global energy trends. However, there is a multi-year lag time in data collection making results unavailable for two to three years.					

### *Justification of Request*

#### **Overview**

The Department's FY 2013 request of \$380.6 million represents an increase of \$8.6 million over the FY 2012 estimated funding level. The FY 2013 request includes an increase of \$12.1 million for current services, a shift of -\$5.4 million in D&CP consular activity fee revenue, \$3.0 million for increased operating costs for the new consular and embassy compounds scheduled to open in Santo Domingo and Guayaquil, and a \$1.2 million increase for the Office of the Haiti Special Coordinator.

In light of the current economic climate, WHA is committed to maintaining effective and adequate operations on a budget to sustain economic prosperity, promote democratic advancements, and advance the growth of collective regional partnerships for the common good. WHA's FY 2013 State Operations request generates savings through the implementation of several ongoing efficiency initiatives and difficult cost-saving tradeoffs.

## **D&CP – BUREAU OF WESTERN HEMISPHERE AFFAIRS**

WHA missions will continue to stretch their resources by expanding energy-saving initiatives that decrease utility usage, relying on video teleconferencing to reduce travel costs, consolidating with USAID wherever practical, pooling inter-agency efforts to obtain maximum results with the smallest investment, regionalizing efforts, subscribing to Voice Over IP to save on long-distance calls, and reducing and/or outsourcing motor pools, travel offices, and mechanic shops whenever it is cost effective to do so.

Additionally, WHA must make several tradeoffs to remain within these fiscal constraints. WHA will continue its moratorium on the replacement of vehicles, furnishings, appliances, and equipment unless replacement of those goods is absolutely necessary and/or repair is simply not cost effective. Moreover, additional savings must be realized through the reduction of travel/training budgets, leaving some Locally Employed Staff (LES) positions vacant, and further reducing overall LES positions through attrition.

### **Office of the Haiti Special Coordinator Operating Costs**

WHA requests \$1.2 million in operating and support costs for 5 new Civil Service and 3 new domestic Foreign Service Officer positions for the Office of the Haiti Special Coordinator (S/HSC) created in FY 2010.

The Haiti Special Coordinator's Office oversees U.S. government engagement with Haiti with an objective to integrate U.S. policies with programmatic capabilities and resources across U.S. Government (USG) agencies to ensure effective and accountable assistance to Haiti's recovery. The office also serves as an important backstop in supporting Embassy Port-Au-Prince's multifaceted efforts on the ground.

The Department has developed a comprehensive strategy to support Haiti's reconstruction designed to support the Haiti government with development priorities and to target USG assistance to four priority areas, and in three geographic corridors in managing long term reconstruction efforts following the devastating January 2010 earthquake. S/HSC, in coordination with the international community, continues its focus on strengthening Haiti's security and justice systems, rule of law, creating economic opportunities through the development of industrial parks, enhancing Haiti's ports and fostering economic integration initiatives, as well as addressing Haiti's weak health infrastructure.

### **New Embassy Compound in Santo Domingo, Dominican Republic**

WHA requests \$2.0 million to support one-time and increased recurring operating costs for the New Embassy Compound (NEC) in Santo Domingo, Dominican Republic which is scheduled to come online in FY 2013.

### **New Consular Compound in Guayaquil, Ecuador**

WHA requests \$1.0 million to support one-time and increased operating costs for the New Consular Compound (NCC) in Guayaquil, Ecuador which is scheduled to come online in FY 2012.

## D&CP – BUREAU OF WESTERN HEMISPHERE AFFAIRS

### *Resource Summary*

	Positions					Funds (\$ in thousands)		
	American				Pos	Bureau	American	Funds
	CS	FS Dom	Overseas	FSN	Total	Managed	Salaries	Total
FY 2011 Actual	112	125	935	1,252	2,424	237,430	155,056	392,486
FY 2012 Estimate	113	122	934	1,252	2,421	218,166	153,808	371,974
FY 2013 Built-in Changes								
Administrative Savings	0	0	0	0	0	(1,344)	0	(1,344)
American COLA	0	0	0	0	0	321	1,055	1,376
Domestic Inflation	0	0	0	0	0	442	0	442
Overseas Price Inflation	0	0	0	0	0	2,457	0	2,457
Locally-Engaged Staff Step Increases	0	0	0	0	0	3,960	0	3,960
Facility Operating Cost	0	0	0	0	0	1,300	0	1,300
Locally Engaged Staff Wage Increases	0	0	0	0	0	3,960	0	3,960
Total Built-in Changes	0	0	0	0	0	11,096	1,055	12,151
FY 2013 Current Services	113	122	934	1,252	2,421	229,262	154,863	384,125
FY 2013 Program Changes								
D&CP Consular Activity Shift to Fee Revenue	0	0	(13)	0	(13)	(3,023)	(1,669)	(4,692)
D&CP Consular Activity Shift to Fee Revenue - ICASS	0	0	0	0	0	(680)	0	(680)
Operational Adjustment	0	0	0	0	0	2,960	(2,281)	679
Haiti Office of the Special Coordinator Operating Costs	5	3	0	0	8	565	613	1,178
Total Program Changes	5	3	(13)	0	(5)	(178)	(3,337)	(3,515)
FY 2013 Request	118	125	921	1,252	2,416	229,084	151,526	380,610

## D&CP – BUREAU OF WESTERN HEMISPHERE AFFAIRS

### *Staff by Program Activity* (positions)

Bureau of Western Hemisphere Affairs	FY 2011 Actual	FY 2012 Estimate	FY 2013 Request	Increase / Decrease
Conduct of Consular Relations	13	13	0	(13)
Conduct of Diplomatic Relations	368	368	376	8
Counter-Terrorism Programs	8	8	8	0
Diplomatic Security	88	88	88	0
Domestic Administrative Support	12	12	12	0
Information Resource Management	120	120	120	0
Multilateral Diplomacy	13	13	13	0
Overseas Program Support	322	322	322	0
Policy Formulation	108	108	108	0
Public Diplomacy	120	117	117	0
<b>Total</b>	<b>1,172</b>	<b>1,169</b>	<b>1,164</b>	<b>(5)</b>

### *Funds by Program Activity* (\$ in thousands)

Bureau of Western Hemisphere Affairs	FY 2011 Actual	FY 2012 Estimate	FY 2013 Request	Increase / Decrease
Conduct of Consular Relations	14,315	13,556	8,184	(5,372)
Conduct of Diplomatic Relations	103,259	99,051	107,264	8,213
Counter-Terrorism Programs	2,085	2,000	2,037	37
Diplomatic Security	14,981	14,370	14,644	274
Domestic Administrative Support	5,357	5,139	5,237	98
Information Resource Management	31,992	30,689	31,277	588
Multilateral Diplomacy	4,375	4,196	4,278	82
Overseas Program Support	133,466	128,027	130,482	2,455
Policy Formulation	20,710	19,868	20,248	380
Public Diplomacy	61,946	55,078	56,959	1,881
<b>Total</b>	<b>392,486</b>	<b>371,974</b>	<b>380,610</b>	<b>8,636</b>

## D&CP – BUREAU OF WESTERN HEMISPHERE AFFAIRS

### *Program Activities*

Department Of State	Positions			Funds (\$ in thousands)			
	American		FSN	Pos	Bureau	American	Funds
	Domestic	Overseas		Total	Managed	Salaries	Total
Conduct of Consular Relations	0	0	0	0	8,184	0	8,184
Conduct of Diplomatic Relations	110	266	213	589	61,297	45,967	107,264
Counter-Terrorism Programs	0	8	35	43	1,137	900	2,037
Diplomatic Security	0	88	83	171	8,172	6,472	14,644
Domestic Administrative Support	12	0	0	12	2,922	2,315	5,237
Information Resource Management	22	98	0	120	17,453	13,824	31,277
Multilateral Diplomacy	8	5	0	13	2,387	1,891	4,278
Overseas Program Support	61	261	496	818	72,811	57,671	130,482
Policy Formulation	11	97	101	209	11,299	8,949	20,248
Public Diplomacy	19	98	324	441	43,422	13,537	56,959
<b>Total</b>	<b>243</b>	<b>921</b>	<b>1,252</b>	<b>2,416</b>	<b>229,084</b>	<b>151,526</b>	<b>380,610</b>

### *Staff by Domestic Organization Unit* (positions)

Bureau of Western Hemisphere Affairs	FY 2011 Actual	FY 2012 Estimate	FY 2013 Request	Increase / Decrease
Haiti Special Coordinator's Office	0	0	8	8
Office of Andean Affairs	17	17	17	0
Office of Brazilian/Southern Cone Affairs	13	13	13	0
Office of Canadian Affairs	10	10	10	0
Office of Caribbean Affairs	21	21	21	0
Office of Central American and Panamanian Affairs	17	17	17	0
Office of Cuban Affairs	10	10	10	0
Office of Mexican Affairs	17	17	17	0
Office of Policy, Planning, Coordination and Press	13	13	13	0
Office of Public Diplomacy and Public Affairs	21	19	19	0
Office of Regional Economic Policy and Summit Coordination	15	15	15	0
Office of the Assistant Secretary	24	24	24	0
Office of the Executive Director	42	42	42	0
Permanent Mission to the OAS	17	17	17	0
<b>Total</b>	<b>237</b>	<b>235</b>	<b>243</b>	<b>8</b>



## D&CP – BUREAU OF WESTERN HEMISPHERE AFFAIRS

### *Funds by Domestic Organization Unit*

(\$ in thousands)

Bureau of Western Hemisphere Affairs	FY 2011 Actual	FY 2012 Estimate	FY 2013 Request	Increase / Decrease
Haiti Special Coordinator's Office	0	0	1,200	1,200
Office of Andean Affairs	1,460	1,450	1,424	(26)
Office of Brazilian/Southern Cone Affairs	3,098	3,079	3,023	(56)
Office of Canadian Affairs	2,876	2,872	2,811	(61)
Office of Caribbean Affairs	2,540	2,535	2,482	(53)
Office of Central American and Panamanian Affairs	2,433	2,420	2,374	(46)
Office of Cuban Affairs	2,908	2,893	2,839	(54)
Office of Mexican Affairs	2,752	2,733	2,685	(48)
Office of Policy, Planning, Coordination and Press	5,644	5,637	5,514	(123)
Office of Public Diplomacy and Public Affairs	3,558	3,204	3,275	71
Office of Regional Economic Policy and Summit Coordination	2,777	2,754	2,708	(46)
Office of the Assistant Secretary	8,422	8,369	8,224	(145)
Office of the Executive Director	6,719	6,283	6,452	169
Permanent Mission to the OAS	1,341	1,327	1,308	(19)
<b>Total</b>	<b>46,528</b>	<b>45,556</b>	<b>46,319</b>	<b>763</b>

### *Staff by Post*

(positions)

Bureau of Western Hemisphere Affairs (WHA)	FY 2011 Actual			FY 2012 Estimate			FY 2013 Request			Increase/ Decrease		
	Amer	FSN	Total	Amer	FSN	Total	Amer	FSN	Total	Amer	FSN	Total
Argentina, Buenos Aires	31	46	77	31	46	77	29	46	75	(2)	0	(2)
Bahamas, Nassau	15	18	33	15	18	33	15	18	33	0	0	0
Barbados, Bridgetown	16	13	29	16	13	29	16	13	29	0	0	0
Belize, Belize City	4	0	4	4	0	4	4	0	4	0	0	0
Belize, Belmopan	10	9	19	10	9	19	10	9	19	0	0	0
Bolivia, La Paz	45	35	80	44	35	79	43	35	78	(1)	0	(1)
Brazil, Brasilia	54	55	109	54	55	109	52	55	107	(2)	0	(2)
Brazil, Recife	4	9	13	4	9	13	3	9	12	(1)	0	(1)
Brazil, Rio de Janeiro	14	37	51	14	37	51	14	37	51	0	0	0
Brazil, Sao Paulo	20	37	57	20	37	57	20	37	57	0	0	0

## D&CP – BUREAU OF WESTERN HEMISPHERE AFFAIRS

Bureau of Western Hemisphere Affairs (WHA)	FY 2011			FY 2012			FY 2013			Increase/ Decrease		
	Actual			Estimate			Request					
	Amer	FSN	Total	Amer	FSN	Total	Amer	FSN	Total	Amer	FSN	Total
Canada, Calgary	4	11	15	4	11	15	4	11	15	0	0	0
Canada, Halifax	3	9	12	3	9	12	3	9	12	0	0	0
Canada, Montreal	10	19	29	10	19	29	10	19	29	0	0	0
Canada, Ottawa	24	31	55	24	31	55	24	31	55	0	0	0
Canada, Quebec	3	9	12	3	9	12	3	9	12	0	0	0
Canada, Toronto	9	19	28	9	19	28	9	19	28	0	0	0
Canada, Vancouver	13	11	24	13	11	24	13	11	24	0	0	0
Canada, Winnipeg	1	2	3	1	2	3	1	2	3	0	0	0
Chile, Santiago	29	38	67	29	38	67	29	38	67	0	0	0
Colombia, Bogota	43	60	103	43	60	103	42	60	102	(1)	0	(1)
Costa Rica, San Jose	28	35	63	28	35	63	28	35	63	0	0	0
Cuba, Havana	19	0	19	19	0	19	18	0	18	(1)	0	(1)
Dom. Republic, Santo Domingo	37	48	85	37	48	85	36	48	84	(1)	0	(1)
Ecuador, Guayaquil	11	17	28	11	17	28	11	17	28	0	0	0
Ecuador, Quito	27	26	53	27	26	53	26	26	52	(1)	0	(1)
El Salvador, San Salvador	28	37	65	28	37	65	28	37	65	0	0	0
Grenada, St. Georges	1	1	2	1	1	2	1	1	2	0	0	0
Guatemala, Guatemala City	27	34	61	27	34	61	27	34	61	0	0	0
Guyana, Georgetown	16	18	34	16	18	34	16	18	34	0	0	0
Haiti, Port-au-Prince	35	48	83	35	48	83	35	48	83	0	0	0
Honduras, Tegucigalpa	30	34	64	30	34	64	30	34	64	0	0	0
Jamaica, Kingston	20	43	63	20	43	63	20	43	63	0	0	0
Mexico, Ciudad Juarez	9	17	26	9	17	26	9	17	26	0	0	0
Mexico, Guadalajara	10	14	24	10	14	24	10	14	24	0	0	0
Mexico, Hermosillo	4	10	14	4	10	14	4	10	14	0	0	0
Mexico, Matamoros	4	12	16	4	12	16	4	12	16	0	0	0
Mexico, Merida	3	9	12	3	9	12	3	9	12	0	0	0
Mexico, Mexico City	57	85	142	57	85	142	55	85	140	(2)	0	(2)
Mexico, Monterrey	15	21	36	15	21	36	15	21	36	0	0	0
Mexico, Nogales	13	0	13	13	0	13	13	0	13	0	0	0
Mexico, Nuevo Laredo	3	14	17	3	14	17	3	14	17	0	0	0
Mexico, Tijuana	4	16	20	4	16	20	4	16	20	0	0	0
Netherlands Antilles, Curacao	8	3	11	8	3	11	8	3	11	0	0	0
Nicaragua, Managua	26	29	55	26	29	55	26	29	55	0	0	0

## D&CP – BUREAU OF WESTERN HEMISPHERE AFFAIRS

Bureau of Western Hemisphere Affairs (WHA)	FY 2011			FY 2012			FY 2013			Increase/ Decrease		
	Actual			Estimate			Request					
	Amer	FSN	Total	Amer	FSN	Total	Amer	FSN	Total	Amer	FSN	Total
Panama, Panama City	26	52	78	26	52	78	26	52	78	0	0	0
Paraguay, Asuncion	15	19	34	15	19	34	15	19	34	0	0	0
Peru, Lima	38	50	88	38	50	88	37	50	87	(1)	0	(1)
Suriname, Paramaribo	9	7	16	9	7	16	9	7	16	0	0	0
Trinidad, Port-au-Spain	12	21	33	12	21	33	12	21	33	0	0	0
Uruguay, Montevideo	11	22	33	11	22	33	11	22	33	0	0	0
Venezuela, Caracas	37	42	79	37	42	79	37	42	79	0	0	0
<b>Total</b>	<b>935</b>	<b>1,252</b>	<b>2,187</b>	<b>934</b>	<b>1,252</b>	<b>2,186</b>	<b>921</b>	<b>1,252</b>	<b>2,173</b>	<b>(13)</b>	<b>0</b>	<b>(13)</b>

### *Funds by Post*

(\$ in thousands)

Bureau of Western Hemisphere Affairs	FY 2011 Actual	FY 2012 Estimate	FY 2013 Request	Increase / Decrease
Argentina, Buenos Aires	10,880	10,216	10,384	168
Bahamas, Nassau	5,026	4,772	4,838	66
Barbados, Bridgetown	7,263	6,826	6,949	123
Belize, Belize City	833	833	814	(19)
Belize, Belmopan	7,747	7,560	7,522	(38)
Bolivia, La Paz	11,977	11,417	11,494	77
Brazil, Brasilia	15,987	14,609	15,090	481
Brazil, Recife	2,703	2,593	2,612	19
Brazil, Rio de Janeiro	7,385	6,922	7,051	129
Brazil, Sao Paulo	6,076	5,611	5,771	160
Canada, Calgary	1,132	1,066	1,083	17
Canada, Halifax	1,627	1,594	1,581	(13)
Canada, Montreal	6,903	6,689	6,675	(14)
Canada, Ottawa	9,714	8,977	9,254	277
Canada, Quebec	2,071	1,994	2,003	9
Canada, Toronto	4,055	3,848	3,898	50
Canada, Vancouver	1,034	960	981	21
Canada, Winnipeg	3,461	3,428	3,374	(54)
Chile, Santiago	14,231	13,379	13,578	199
Colombia, Bogota	15,892	14,851	15,176	325
Costa Rica, San Jose	7,051	6,661	6,756	95
Cuba, Havana	11,256	10,742	10,839	97

## D&CP – BUREAU OF WESTERN HEMISPHERE AFFAIRS

Bureau of Western Hemisphere Affairs	FY 2011 Actual	FY 2012 Estimate	FY 2013 Request	Increase / Decrease
Dom. Republic, Santo Domingo	11,952	11,106	13,407	2,301
Ecuador, Guayaquil	4,036	3,961	4,924	963
Ecuador, Quito	9,284	8,745	8,859	114
El Salvador, San Salvador	6,004	5,535	5,707	172
Grenada, St. Georges	3,105	3,085	3,029	(56)
Guatemala, Guatemala City	7,215	6,778	6,893	115
Guyana, Georgetown	6,084	5,969	5,916	(53)
Haiti, Port-au-Prince	12,245	11,537	11,728	191
Honduras, Tegucigalpa	6,640	6,268	6,361	93
Jamaica, Kingston	5,895	5,483	5,628	145
Mexico, Ciudad Juarez	3,884	3,672	3,733	61
Mexico, Guadalajara	3,824	3,588	3,658	70
Mexico, Hermosillo	1,382	1,307	1,331	24
Mexico, Matamoros	2,654	2,503	2,553	50
Mexico, Merida	7,981	7,906	7,782	(124)
Mexico, Mexico City	16,144	14,831	15,250	419
Mexico, Monterrey	6,698	6,307	6,430	123
Mexico, Nogales	1,896	1,772	1,820	48
Mexico, Nuevo Laredo	2,295	2,142	2,202	60
Mexico, Tijuana	3,225	3,046	3,090	44
Netherlands Antilles, Curacao	3,584	3,542	3,491	(51)
Nicaragua, Managua	8,717	8,259	8,351	92
Panama, Panama City	9,043	8,447	8,632	185
Paraguay, Asuncion	7,437	7,160	7,171	11
Peru, Lima	10,141	9,378	9,637	259
Suriname, Paramaribo	3,131	3,022	3,030	8
Trinidad, Port-au-Spain	4,092	3,860	3,921	61
Uruguay, Montevideo	10,291	9,832	9,893	61
Venezuela, Caracas	12,775	11,829	12,141	312
<b>Total</b>	<b>345,958</b>	<b>326,418</b>	<b>334,291</b>	<b>7,873</b>

## D&CP – BUREAU OF WESTERN HEMISPHERE AFFAIRS

### *Funds by Object Class*

(\$ in thousands)

Bureau of Western Hemisphere Affairs	FY 2011 Actual	FY 2012 Estimate	FY 2013 Request	Increase / Decrease
1100 Personnel Compensation	178,654	176,621	182,136	5,515
1200 Personnel Benefits	101,325	100,818	107,846	7,028
1300 Benefits Former Personnel	690	651	619	(32)
2100 Travel & Trans of Persons	12,729	10,261	9,508	(753)
2200 Transportation of Things	4,512	3,002	2,900	(102)
2300 Rents, Comm & Utilities	19,172	17,298	16,000	(1,298)
2400 Printing & Reproduction	479	431	405	(26)
2500 Other Services	31,971	31,167	29,840	(1,327)
2600 Supplies and Materials	18,425	14,509	15,000	491
3100 Personal Property	10,163	3,000	2,000	(1,000)
4100 Grants, Subsidies & Contributions	14,366	14,216	14,356	140
<b>Total</b>	<b>392,486</b>	<b>371,974</b>	<b>380,610</b>	<b>8,636</b>

*This page intentionally left blank*

## D&CP – BUREAU OF EUROPEAN AND EURASIAN AFFAIRS

### *Resource Summary*

(\$ in thousands)

<b>Appropriations</b>	<b>FY 2011 Actual</b>	<b>FY 2012 Estimate</b>	<b>FY 2013 Request</b>	<b>Increase / Decrease</b>
American Positions	1,839	1,845	1,810	(35)
Funds	739,809	696,468	708,426	11,958

### *Program Description*

Spanning 50 countries – and including critical relationships with the North Atlantic Treaty Organization (NATO), the European Union (EU), and the Organization for Security and Cooperation in Europe (OSCE) – the Bureau of European and Eurasian Affairs (EUR) engages with European and Eurasian partners to address the greatest challenges facing global society today. European partners are the first to whom the U.S. looks for leadership, support, and cooperation to achieve major U.S. foreign policy priorities – Iraq, Iran, Afghanistan, stability in the broader Middle East, climate change, counterterrorism, the global economy, and democracy and human rights. All that the U.S. seeks to achieve in the world requires that Europe and America remain close partners.

Active and intensive diplomatic engagement with the countries in Europe and Eurasia is an abiding national interest that advances the full range of U.S. Government goals. Such engagement multiplies the effectiveness of U.S. initiatives worldwide and reduces costs to U.S. taxpayers by leveraging international support. Diplomatic and Consular Program funding (along with consular fee revenues) provides the platform that supports all diplomatic engagement, new and ongoing programs and initiatives, and consular services. The request for FY 2013 supports a robust platform to achieve the Bureau's primary objectives.

The Bureau's first priority is to work with European partners on the many shared global challenges. European partners are among the most prosperous, democratic, and militarily capable countries in the world; the more the partnership succeeds, the more the U.S. will succeed in advancing its global agenda by working with Europe as a force multiplier on major issues. On Afghanistan and Pakistan, the U.S. will need to work with Europe to advance the President's strategy and turn over responsibility for security to the Afghan National Security Forces (ANSF) by the end of 2014. The NATO-led International Security Assistance Force (ISAF) has a crucial role to play in shaping the environment for a political reconciliation process that is necessary for Afghanistan's future. NATO Allies and European partners furnish the overwhelming majority of non-U.S. ISAF forces in Afghanistan, and they must continue to provide the resources and training to the ANSF. In addition, the U.S. will work with the EU on a range of programs in Afghanistan and Pakistan including democracy promotion, the rule of law and good governance, as well as rural development, humanitarian demining and promoting regional stability.

EUR is engaging with the EU, including in the Transatlantic Economic Council (TEC), to support the jobs and growth agenda, among other ways by seeking to reduce regulatory and other barriers to trade and investment. Additional TEC focus is on generating opportunities in emerging sectors, such as nanotechnology and raw materials, and on helping to level the playing field for U.S. companies in third world countries. The U.S.-EU High Level Working Group on Jobs and Growth, established at the Summit, will seek to strengthen the economic relationship further and access its untapped potential. The U.S. and EU are increasing strategic cooperation on energy issues, including on policy and research. On cybersecurity and cybercrime, the U.S. and Europe are expanding collaboration, including combating

## **D&CP – BUREAU OF EUROPEAN AND EURASIAN AFFAIRS**

online sexual abuse of children, enhancing Internet security, and promoting ratification of the Budapest Convention on Cybercrime. The U.S. has also been intensifying coordination on development assistance and aid effectiveness with the EU and individual donor countries, as joint efforts to advance the division of labor, transparency, country ownership and accountability enhance the impact of U.S. assistance. Since the Arab Spring, EUR has been working closely with the EU and countries that successfully transition to democracy on promoting democracy, peace and prosperity in the Middle East and North Africa. NATO is taking steps to meet the global security challenges – such as terrorism, proliferation of WMD, cyber attacks, ballistic missile defense, and piracy – of the 21<sup>st</sup> century. The OSCE has the potential for expanded activity, including projects to assist Afghanistan and Central Asia on democracy, human rights, border management, and counter-narcotics.

Turkey continues to play an increasingly important role globally as an emerging power. Turkey is critical to success in the most important U.S. foreign policy priorities, including promoting stability and prosperity in Afghanistan, Pakistan, and Iraq; countering the threat of Iran; encouraging peaceful transition amongst the “Arab Spring” states; achieving a lasting peace in the Middle East; securing European energy diversity and independence; countering global terrorist threats; and advancing economic and trade objectives. The U.S. is working closely with Turkey to advance regional stability in the Eastern Mediterranean by promoting a settlement in Cyprus and encouraging improved relations with Israel; and in the Caucasus by attempting to normalize its relations with Armenia. The U.S. continues to support Turkey’s accession to the EU as an important anchor for Turkish reform and recently concluded an agreement for Turkey to host a U.S. missile defense radar. The U.S. encourages Turkey to make needed reforms, including advancing religious and press freedoms. Although Turkey’s democracy is maturing, challenges remain. Representative democratic institutions have become stronger but continue to face legal and political challenges, including in civilian-military relations. Resolution of the Cyprus conflict would benefit the communities themselves and remove a long source of friction between NATO Allies Greece and Turkey.

Relations with Russia have improved substantially, allowing the U.S. to re-engage across a range of vital security issues such as non-proliferation, counterterrorism, counternarcotics, and on important regional issues such as Iran, Libya, North Korea, Afghanistan, and the Middle East Peace Process. As a permanent member of the UN Security Council, the world’s largest producer of hydrocarbons, and a country that together with the U.S. shares over 90 percent of the world’s nuclear weapons, Russia matters greatly to U.S. national security and plays an influential role in a variety of global issues. U.S. policy towards Russia is based on cooperation in areas that advance U.S. national interests and speaking frankly about disagreements in other areas. The results have been significant and speak to the breadth of the relationship. One important subject is the dialogue, both bilateral and within the NATO-Russia Council, on missile defense cooperation, which would enhance the security of the U.S., NATO, and Russia. The New START treaty will bring about serious and verifiable cuts to nuclear arsenals, while the newly amended Plutonium Management and Disposition Agreement with Russia will neutralize enough plutonium for about 17,000 nuclear weapons. An agreement to enhance U.S.-Russia civil nuclear cooperation, which also entered into force this year, will advance global nonproliferation objectives. Cooperation in the economic arena has paved the way for Russia’s historic accession to the World Trade Organization, which will expand Russian markets for U.S. exporters. The U.S. has stepped up substantive cooperation with Russia on Afghanistan through successful joint operations to stop narcotics flows and expanded counternarcotics training, as well as on transit of international personnel and equipment across Russia. The U.S. has established close coordination on the most significant non-proliferation challenges, Iran and North Korea, resulting in tough multilateral sanctions regimes, and the U.S. is consulting closely with Russia in the Quartet process on the Middle East. On Libya, the U.S. and Russia have worked closely on stopping the proliferation of Man-Portable Air Defense Systems following the fall of the Qadhafi regime. On Georgia, the U.S. is an active participant in the Geneva Discussions aimed at a peaceful resolution of the Russia-Georgia conflicts based on Russia’s ceasefire commitments.



## D&CP – BUREAU OF EUROPEAN AND EURASIAN AFFAIRS

The Bilateral Presidential Commission has greatly bolstered the capability to engage Russia. Its 20 working groups covering issues ranging from space cooperation to education exchanges have provided a framework through which the U.S. works in concrete ways to advance common interests. Finally, the U.S. continues to engage Russia on democracy and human rights. The Administration's dual-track approach of engaging both governments and civil societies is supporting independent efforts to develop collaborative solutions to problems facing both Americans and Russians. Peer-to-peer connections between American and Russian non-governmental organizations are being facilitated on issues such as media freedom, public health, human trafficking, and human rights advocacy.

With the countries of the Caucasus and Europe's East – Armenia, Azerbaijan, Georgia, Ukraine, Moldova, and Belarus – the U.S. will continue to encourage peace, stability, democracy, human rights, and prosperity. Georgia continues to deal with the Abkhazia and South Ossetia conflicts, including the disruptive fallout from the August 2008 war with Russia, while moving forward on an ambitious political and economic reform agenda. The U.S. goal is to support a sovereign, whole, democratic and prosperous Georgia as a strong partner across a broad range of security and policy issues, and as a potential model for democratic change and reform in the region. The U.S. is also working in concert with the Minsk Group partners toward a resolution of the Nagorno-Karabakh conflict between Armenia and Azerbaijan. The U.S. supports rapprochement among all countries in the region, including between Turkey and Armenia. While the U.S. has a clear interest in helping Ukraine move toward pluralistic democracy and a free market economy, the success of this transition is still not assured. The U.S. is encouraging Ukraine's government to preserve democratic gains; whether it does so will have important implications for the region. In Moldova, the government has undertaken an impressive program of reforms aimed at European integration, but the U.S. does not yet know what a new government will bring and how it will affect prospects for progress on the Transnistrian conflict. The U.S. will also continue to support the Belarusian people in their democratic aspirations, as the U.S. and Europe encourage the regime to emerge from isolation and undertake serious democracy/human rights and economic reforms. The U.S. will continue to work with the Government of Belarus in areas of common interest, such as non-proliferation and combating trafficking in persons.

Integrating the Balkan region into the Euro-Atlantic community remains a key objective in FY 2013. Although considerable U.S. engagement has yielded tangible results, the job is far from finished. The persistence of ethnocentric political forces and failure to root out organized crime and corruption have hindered inter-ethnic reconciliation and democratic institution building. NATO and EU membership prospects must remain credible to serve as drivers of reforms that will bolster democratic institutions, strengthen rule of law, and promote economic development – including enhanced trade, investment, and job creation. Working with European partners, the U.S. must focus Serbia on its EU path, bolster stability and government functionality in Bosnia and Herzegovina, strengthen multiethnic Kosovo as an independent and unitary state, complete Croatia's EU accession, and accelerate Albania and Montenegro along the same path, while working to overcome the blockage to Macedonia's Euro-Atlantic integration. At the same time, the U.S. must nurture cooperative relationships among all of the countries of the region, including acceptance of Kosovo as a full and equal partner and real candidate for Euro-Atlantic integration.

Public diplomacy (PD) operations are a critical component to successful foreign policy in Europe and Eurasia and beyond where public opinion is a key factor in government decision-making or where European media have global reach and impact. PD sections around the region are focused on understanding shifts in European opinion, addressing concerns about U.S. policies and priorities, and crafting engagement strategies that ensure the continuity of cooperation with European governments, publics, and institutions. The Bureau is working with the Under Secretary for Public Diplomacy and Public Affairs to refocus resources and programs to meet the particular challenge in Europe of a diverse and complex policy and media environment, with audiences that interpret U.S. actions with varying

## D&CP – BUREAU OF EUROPEAN AND EURASIAN AFFAIRS

degrees of receptivity, from sympathy to skepticism, and in some cases, outright suspicion. Overcoming obstacles by informing, inspiring and persuading Europeans is essential to securing their partnership on the array of shared global challenges. The U.S. seeks to foster support for immediate goals for cooperation on issues such as Afghanistan, counterterrorism, and climate change. As the U.S. looks to the first generation coming of age without world views shaped by the Cold War and its aftermath, PD operations must be configured to engage emerging leaders as well. Without strengthened people-to-people engagement across the region, particularly in Russia and Turkey, the U.S. cannot hope to overcome legacies of suspicion, reach underrepresented groups that are critical to security in the region, and promote reconciliation, peace, and stability. To seize these opportunities, the U.S. must broaden its engagement of students, young professionals, and institutions, challenging them to refine and reexamine their perspectives through exchange opportunities, international education, and public-private partnerships that welcome the best and brightest to America, its people, and its values. The U.S. will continue to increase its engagement via social media and other emerging online environments and revitalize established channels of American Centers and other facilities accessible to the public to conduct a sustained dialogue with European audiences.

### *Performance*

This indicator targets reforms related to democracy and rule of law, including corruption and legal institutions, which are common factors underlying qualification for membership in the North Atlantic Treaty Organization (NATO) and the European Union (EU). The performance indicator has two targets—one that is based on Transparency International’s Corruption Perceptions Index (CPI) and another that is based on Freedom House’s (FH) Nations in Transit Index. These indicators provide an assessment of progress in democracy and rule of law in Eurasia.

<b>Strategic Goal 3: Expand and sustain the ranks of prosperous, stable and democratic states by promoting effective, accountable, democratic governance; respect for human rights; sustainable, broad-based economic growth; and well-being</b>							
Active Performance Indicator		Progress on internal reforms prerequisite for integration into Euro-Atlantic Institutions as measured by the mean average rating for Balkan nations as reported by Transparency International’s Corruption Perceptions Index (CPI) and the Democracy dimension of Freedom House’s Nations in Transit Index.					
Prior Year Results and Ratings				FY 2011		Planned Targets	
FY 2007	FY 2008	FY 2009	FY 2010	Target	Result and Rating	FY 2012	FY 2013
3.4 (CPI); 4.06 (FH)	3.6 (CPI); 4.03 (FH)  New Indicator, No Rating	3.6 (CPI); 4.04 (FH)  ▲ Above Target	3.65 (CPI); 4.04 (FH)  ▲ Above Target	3.17(CPI); 4.03(FH)	3.49 (CPI); 4.07 (FH)  ▲ Above Target	3.50(CPI); 4.00(FH)	3.55 (CPI); 3.90 (FH)
Reason for Exceeding Target		Kosovo was included in the dataset for the first time in 2011. Its effect on the data was unknown. The performance goal was set at two approximate target levels, and the deviation from those targets is slight. Whereas the CPI result was slightly above target, the Nations in Transit Index was slightly below the target. There was no overall effect on overall program or activity performance.					

## D&CP – BUREAU OF EUROPEAN AND EURASIAN AFFAIRS

Impact	Key indicators have shown positive and sustained trends in democratic governance in the Balkan states. Continued improvements will remove key obstacles to the Balkan countries' qualification for membership in NATO and the EU.
Methodology	Kosovo was not included in 2010 CBJ target calculation, therefore Kosovo data is not included in FY2010 rating and result. FY 2011 and FY 2012 targets have been adjusted to take into account recent addition of Kosovo data. Available at: Freedom House Nations in Transit; Transparency International Corruption Perception Index.
Data Source and Quality	Sources: Freedom House Nations in Transit, <a href="http://www.freedomhouse.org/images/File/nit/2011/NIT-2011-Tables.pdf">http://www.freedomhouse.org/images/File/nit/2011/NIT-2011-Tables.pdf</a> <a href="http://cpi.transparency.org/cpi2011/results/#CountryResults">http://cpi.transparency.org/cpi2011/results/#CountryResults</a> . These are considered high-quality objective indicators, although they may reflect data lag. FY 2011 and FY 2012 were adjusted to take into account recent addition of Kosovo data.

### *Justification of Request*

The FY 2013 request of \$708.426 million for EUR maintains current services, including a reduction of \$2.6 million in efficiency savings, and is \$12 million above the FY 2012 Estimate level. The request also includes a technical adjustment of -\$16 million for the transfer of consular positions to fee funding.

#### **Operational Adjustment: \$3,067,000**

The Department request includes \$3.067 million to support ongoing overseas operations to sustain diplomatic and management platforms.

# D&CP – BUREAU OF EUROPEAN AND EURASIAN AFFAIRS

## *Resource Summary*

	Positions					Funds (\$ in thousands)		
	American				Pos	Bureau	American	Funds
	CS	FS Dom	Overseas	FSN	Total	Managed	Salaries	Total
FY 2011 Actual	167	163	1,509	1,066	2,905	495,013	244,796	739,809
FY 2012 Estimate	170	167	1,508	1,066	2,911	452,638	243,830	696,468
FY 2013 Built-in Changes								
Administrative Savings	0	0	0	0	0	(2,635)	0	(2,635)
American COLA	0	0	0	0	0	320	1,331	1,651
Domestic Inflation	0	0	0	0	0	475	0	475
Facility Operating Cost	0	0	0	0	0	4,194	0	4,194
Locally Engaged Staff Wage Increases	0	0	0	0	0	8,624	0	8,624
Locally-Engaged Staff Step Increases	0	0	0	0	0	8,624	0	8,624
Overseas Price Inflation	0	0	0	0	0	3,969	0	3,969
Total Built-in Changes	0	0	0	0	0	23,571	1,331	24,902
FY 2013 Current Services	170	167	1,508	1,066	2,911	476,209	245,161	721,370
FY 2013 Program Changes								
D&CP Consular Activity Shift to Fee Revenue	0	0	(35)	0	(35)	(8,139)	(4,493)	(12,632)
D&CP Consular Activity Shift to Fee Revenue - ICASS	0	0	0	0	0	(3,379)	0	(3,379)
Operational Adjustment	0	0	0	0	0	9,205	(6,138)	3,067
Total Program Changes	0	0	(35)	0	(35)	(2,313)	(10,631)	(12,944)
FY 2013 Request	170	167	1,473	1,066	2,876	473,896	234,530	708,426

## D&CP – BUREAU OF EUROPEAN AND EURASIAN AFFAIRS

### *Staff by Program Activity* (positions)

Bureau of European and Eurasian Affairs	FY 2011 Actual	FY 2012 Estimate	FY 2013 Request	Increase / Decrease
Conduct of Consular Relations	237	237	202	(35)
Conduct of Diplomatic Relations	585	585	585	0
Counter-Terrorism Programs	18	18	18	0
Domestic Administrative Support	82	82	82	0
Information Resource Management	207	207	207	0
Multilateral Diplomacy	69	69	69	0
Overseas Program Support	139	139	139	0
Policy Formulation	320	320	320	0
Public Diplomacy	182	188	188	0
<b>Total</b>	<b>1,839</b>	<b>1,845</b>	<b>1,810</b>	<b>(35)</b>

### *Funds by Program Activity* (\$ in thousands)

Bureau of European and Eurasian Affairs	FY 2011 Actual	FY 2012 Estimate	FY 2013 Request	Increase / Decrease
Conduct of Consular Relations	62,849	60,471	44,640	(15,831)
Conduct of Diplomatic Relations	186,017	180,480	176,582	(3,898)
Counter-Terrorism Programs	3,725	3,633	2,442	(1,191)
Domestic Administrative Support	17,878	17,508	17,536	28
Information Resource Management	42,444	41,420	41,602	182
Multilateral Diplomacy	20,020	19,522	19,619	97
Overseas Program Support	297,116	276,379	305,737	29,358
Policy Formulation	9,680	9,347	9,467	120
Public Diplomacy	100,080	87,708	90,801	3,093
<b>Total</b>	<b>739,809</b>	<b>696,468</b>	<b>708,426</b>	<b>11,958</b>

### *Program Activities*

Department Of State	Positions			Funds (\$ in thousands)			
	American		FSN	Pos Total	Bureau Managed	American Salaries	Funds Total
	Domestic	Overseas					
Conduct of Consular Relations	0	202	309	511	18,345	26,295	44,640
Conduct of Diplomatic Relations	156	429	49	634	72,999	103,583	176,582

## D&CP – BUREAU OF EUROPEAN AND EURASIAN AFFAIRS

Department Of State	Positions			Funds (\$ in thousands)			
	American		FSN	Pos	Bureau	American	Funds
	Domestic	Overseas		Total	Managed	Salaries	Total
Counter-Terrorism Programs	0	18	81	99	0	2,442	2,442
Diplomatic Security	0	0	27	27	0	0	0
Domestic Administrative Support	82	0	0	82	4,832	12,704	17,536
Information Resource Management	3	204	57	264	13,381	28,221	41,602
Multilateral Diplomacy	27	42	4	73	6,504	13,115	19,619
Overseas Program Support	0	139	65	204	284,423	21,314	305,737
Policy Formulation	43	277	0	320	4,352	5,115	9,467
Public Diplomacy	26	162	474	662	69,060	21,741	90,801
<b>Total</b>	<b>337</b>	<b>1,473</b>	<b>1,066</b>	<b>2,876</b>	<b>473,896</b>	<b>234,530</b>	<b>708,426</b>

### *Staff by Domestic Organization Unit* (positions)

Bureau of European and Eurasian Affairs	FY 2011 Actual	FY 2012 Estimate	FY 2013 Request	Increase / Decrease
Assistance for Europe and Eurasia	31	31	31	0
Assistant Secretary	35	35	35	0
Deputy Assistant Secretary 1	4	4	4	0
Deputy Assistant Secretary 2	4	4	4	0
Deputy Assistant Secretary 3	4	4	4	0
European Union and Regional Affairs	27	27	27	0
German, Austrian and Swiss Affairs	20	20	20	0
Joint Executive Office	77	77	77	0
Nordic and Baltic Affairs	14	14	14	0
North Central European Affairs	14	14	14	0
Office of Public Diplomacy	19	26	26	0
Principal Deputy Assistant Secretary	6	6	6	0
Public Affairs	13	13	13	0
Regional Political and Security Issues	26	26	26	0
South Central European Affairs	5	5	5	0
Southern European Affairs	5	5	5	0
UK, Ireland, and Benelux Affairs	4	4	4	0
Western European Affairs	22	22	22	0
<b>Total</b>	<b>330</b>	<b>337</b>	<b>337</b>	<b>0</b>

## D&CP – BUREAU OF EUROPEAN AND EURASIAN AFFAIRS

### *Funds by Domestic Organization Unit*

(\$ in thousands)

Bureau of European and Eurasian Affairs	FY 2011 Actual	FY 2012 Estimate	FY 2013 Request	Increase / Decrease
Assistance for Europe and Eurasia	5,744	5,574	5,528	(46)
Assistant Secretary	7,169	6,950	6,900	(50)
Deputy Assistant Secretary 1	339	329	326	(3)
Deputy Assistant Secretary 2	339	329	326	(3)
Deputy Assistant Secretary 3	339	329	326	(3)
European Union and Regional Affairs	2,101	2,028	2,024	(4)
German, Austrian and Swiss Affairs	1,766	1,713	1,700	(13)
Joint Executive Office	12,117	11,636	11,681	45
Nordic and Baltic Affairs	1,359	1,320	1,308	(12)
North Central European Affairs	1,556	1,503	1,499	(4)
Office of Public Diplomacy	3,338	3,137	3,174	37
Principal Deputy Assistant Secretary	339	329	326	(3)
Public Affairs	1,428	1,369	1,377	8
Regional Political and Security Issues	2,293	2,219	2,208	(11)
South Central European Affairs	2,092	2,014	2,016	2
Southern European Affairs	1,530	1,486	1,472	(14)
UK, Ireland, and Benelux Affairs	1,258	1,219	1,211	(8)
Western European Affairs	1,385	1,341	1,333	(8)
<b>Total</b>	<b>46,492</b>	<b>44,825</b>	<b>44,735</b>	<b>(90)</b>

## D&CP – BUREAU OF EUROPEAN AND EURASIAN AFFAIRS

### *Staff by Post* (positions)

Bureau of European and Eurasian Affairs (EUR)	FY 2011			FY 2012			FY 2013			Increase/Decrease		
	Actual			Estimate			Request			Amer	FSN	Total
	Amer	FSN	Total	Amer	FSN	Total	Amer	FSN	Total			
Albania, Tirana	15	5	20	15	5	20	15	5	20	0	0	0
Armenia, Yerevan	23	3	26	23	3	26	22	3	25	(1)	0	(1)
Austria, Vienna	31	24	55	31	24	55	30	24	54	(1)	0	(1)
Azerbaijan, Baku	23	5	28	23	5	28	22	5	27	(1)	0	(1)
Belarus, Minsk	14	9	23	14	9	23	14	9	23	0	0	0
Belgium, Brussels	38	22	60	38	22	60	37	22	59	(1)	0	(1)
Bermuda, Hamilton	3	2	5	3	2	5	3	2	5	0	0	0
Bosnia-Herzegovina, Sarajevo	25	9	34	25	9	34	24	9	33	(1)	0	(1)
Bulgaria, Sofia	23	18	41	23	18	41	23	18	41	0	0	0
Croatia, Zagreb	17	16	33	17	16	33	17	16	33	0	0	0
Cyprus, Nicosia	16	14	30	16	14	30	16	14	30	0	0	0
Czech Republic, Prague	18	20	38	18	20	38	18	20	38	0	0	0
Denmark, Copenhagen	19	15	34	19	15	34	19	15	34	0	0	0
Estonia, Tallinn	15	9	24	15	9	24	15	9	24	0	0	0
Finland, Helsinki	23	10	33	23	10	33	22	10	32	(1)	0	(1)
France, Bordeaux	1	1	2	1	1	2	1	1	2	0	0	0
France, Lille	1	1	2	1	1	2	1	1	2	0	0	0
France, Lyon	1	1	2	1	1	2	1	1	2	0	0	0
France, Marseille	1	3	4	1	3	4	1	3	4	0	0	0
France, Paris	84	38	122	84	38	122	82	38	120	(2)	0	(2)
France, Rennes	1	1	2	1	1	2	1	1	2	0	0	0
France, Strasbourg	1	1	2	1	1	2	1	1	2	0	0	0
France, Toulouse	1	1	2	1	1	2	1	1	2	0	0	0
Georgia, Tbilisi	26	9	35	26	9	35	25	9	34	(1)	0	(1)
Germany, Berlin	76	83	159	76	83	159	74	83	157	(2)	0	(2)
Germany, Dusseldorf	3	0	3	3	0	3	3	0	3	0	0	0
Germany, Frankfurt	55	25	80	55	25	80	54	25	79	(1)	0	(1)
Germany, Hamburg	4	2	6	4	2	6	4	2	6	0	0	0
Germany, Leipzig	4	1	5	4	1	5	4	1	5	0	0	0
Germany, Munich	6	5	11	6	5	11	6	5	11	0	0	0
Greece, Athens	40	27	67	40	27	67	39	27	66	(1)	0	(1)
Greece, Thessaloniki	3	2	5	3	2	5	3	2	5	0	0	0
Hungary, Budapest	23	23	46	23	23	46	23	23	46	0	0	0



## D&CP – BUREAU OF EUROPEAN AND EURASIAN AFFAIRS

Bureau of European and Eurasian Affairs (EUR)	FY 2011			FY 2012			FY 2013			Increase/Decrease		
	Actual			Estimate			Request			Amer	FSN	Total
	Amer	FSN	Total	Amer	FSN	Total	Amer	FSN	Total			
Iceland, Reykjavik	9	8	17	9	8	17	9	8	17	0	0	0
Ireland, Dublin	13	17	30	13	17	30	13	17	30	0	0	0
Italy, Florence	3	1	4	3	1	4	3	1	4	0	0	0
Italy, Milan	9	2	11	9	2	11	9	2	11	0	0	0
Italy, Naples	3	6	9	3	6	9	3	6	9	0	0	0
Italy, Rome	51	47	98	51	47	98	50	47	97	(1)	0	(1)
Kosovo, Pristina	16	0	16	16	0	16	16	0	16	0	0	0
Latvia, Riga	11	16	27	11	16	27	11	16	27	0	0	0
Lithuania, Vilnius	15	12	27	15	12	27	15	12	27	0	0	0
Luxembourg, Luxembourg	12	6	18	12	6	18	12	6	18	0	0	0
Macedonia, Skopje	16	11	27	16	11	27	16	11	27	0	0	0
Malta, Valletta	10	8	18	10	8	18	10	8	18	0	0	0
Moldova, Chisinau	14	13	27	14	13	27	14	13	27	0	0	0
Montenegro, Podgorica	10	4	14	10	4	14	10	4	14	0	0	0
Netherlands, Amsterdam	1	5	6	1	5	6	1	5	6	0	0	0
Netherlands, The Hague	25	13	38	25	13	38	24	13	37	(1)	0	(1)
Norway, Oslo	18	13	31	18	13	31	18	13	31	0	0	0
OSCE Vienna	19	0	19	19	0	19	19	0	19	0	0	0
Poland, Krakow	0	4	4	0	4	4	0	4	4	0	0	0
Poland, Warsaw	33	31	64	33	31	64	32	31	63	(1)	0	(1)
Ponta Delgada	1	3	4	1	3	4	1	3	4	0	0	0
Portugal, Lisbon	22	16	38	22	16	38	21	16	37	(1)	0	(1)
Romania, Bucharest	23	26	49	23	26	49	22	26	48	(1)	0	(1)
Romania, Cluj-Napoca	0	1	1	0	1	1	0	1	1	0	0	0
Russia, Moscow	113	88	201	113	88	201	104	88	192	(9)	0	(9)
Russia, St Petersburg	20	3	23	20	3	23	19	3	22	(1)	0	(1)
Russia, Vladivostok	6	4	10	6	4	10	6	4	10	0	0	0
Russia, Yekaterinburg	4	3	7	4	3	7	4	3	7	0	0	0
Serbia, Belgrade	19	24	43	19	24	43	19	24	43	0	0	0
Slovakia, Bratislava	15	14	29	15	14	29	15	14	29	0	0	0
Slovenia, Ljubljana	12	10	22	12	10	22	12	10	22	0	0	0
Spain, Barcelona	3	3	6	3	3	6	3	3	6	0	0	0
Spain, Madrid	29	55	84	29	55	84	28	55	83	(1)	0	(1)
Sweden, Stockholm	25	23	48	25	23	48	24	23	47	(1)	0	(1)
Switzerland, Bern	20	11	31	20	11	31	20	11	31	0	0	0
Turkey, Adana	3	1	4	3	1	4	3	1	4	0	0	0

## D&CP – BUREAU OF EUROPEAN AND EURASIAN AFFAIRS

Bureau of European and Eurasian Affairs (EUR)	FY 2011			FY 2012			FY 2013			Increase/Decrease		
	Actual			Estimate			Request					
	Amer	FSN	Total	Amer	FSN	Total	Amer	FSN	Total	Amer	FSN	Total
Turkey, Ankara	57	47	104	57	47	104	56	47	103	(1)	0	(1)
Turkey, Istanbul	14	5	19	14	5	19	14	5	19	0	0	0
Turkey, Izmir	0	1	1	0	1	1	0	1	1	0	0	0
USEU	37	15	52	36	15	51	35	15	50	(1)	0	(1)
USNATO	43	4	47	43	4	47	42	4	46	(1)	0	(1)
USOECD	18	8	26	18	8	26	18	8	26	0	0	0
Ukraine, Kyiv	43	14	57	43	14	57	42	14	56	(1)	0	(1)
United Kingdom, Belfast	5	2	7	5	2	7	5	2	7	0	0	0
United Kingdom, Edinburgh	1	2	3	1	2	3	1	2	3	0	0	0
United Kingdom, London	45	55	100	45	55	100	44	55	99	(1)	0	(1)
Vatican City, Holy See	9	6	15	9	6	15	9	6	15	0	0	0
<b>Total</b>	<b>1,509</b>	<b>1,066</b>	<b>2,575</b>	<b>1,508</b>	<b>1,066</b>	<b>2,574</b>	<b>1,473</b>	<b>1,066</b>	<b>2,539</b>	<b>(35)</b>	<b>0</b>	<b>(35)</b>

### *Funds by Post*

(\$ in thousands)

Bureau of European and Eurasian Affairs	FY 2011 Actual	FY 2012 Estimate	FY 2013 Request	Increase / Decrease
Albania, Tirana	5,953	5,619	5,702	83
Armenia, Yerevan	7,019	6,677	6,725	48
Austria, Vienna	21,717	20,289	20,843	554
Azerbaijan, Baku	7,370	7,033	7,026	(7)
Belarus, Minsk	4,762	4,519	4,547	28
Belgium, Brussels	26,497	24,777	25,428	651
Bermuda, Hamilton	1,419	1,342	1,371	29
Bosnia-Herzegovina, Sarajevo	12,349	11,590	11,833	243
Bulgaria, Sofia	9,356	8,831	8,933	102
Croatia, Zagreb	8,891	8,307	8,484	177
Cyprus, Nicosia	7,715	7,246	7,396	150
Czech Republic, Prague	10,661	9,900	10,141	241
Denmark, Copenhagen	8,741	8,215	8,367	152
Estonia, Tallinn	4,890	4,623	4,661	38
Finland, Helsinki	10,045	9,466	9,614	148
France, Bordeaux	506	482	488	6
France, Lille	506	482	488	6

## D&CP – BUREAU OF EUROPEAN AND EURASIAN AFFAIRS

Bureau of European and Eurasian Affairs	FY 2011 Actual	FY 2012 Estimate	FY 2013 Request	Increase / Decrease
France, Lyon	506	482	488	6
France, Marseille	506	482	488	6
France, Paris	43,267	40,667	41,457	790
France, Rennes	407	391	392	1
France, Strasbourg	506	482	488	6
France, Toulouse	506	482	488	6
Georgia, Tbilisi	10,258	9,704	9,818	114
Germany, Berlin	48,976	45,565	46,775	1,210
Germany, Dusseldorf	2,266	2,126	2,193	67
Germany, Frankfurt	29,615	27,957	28,628	671
Germany, Hamburg	1,921	1,821	1,856	35
Germany, Leipzig	1,921	1,821	1,856	35
Germany, Munich	3,203	3,036	3,094	58
Greece, Athens	20,927	19,615	20,063	448
Greece, Thessaloniki	1,088	1,035	1,050	15
Hungary, Budapest	12,327	11,535	11,809	274
Iceland, Reykjavik	3,020	2,858	2,886	28
Ireland, Dublin	8,960	8,371	8,621	250
Italy, Florence	1,280	1,213	1,237	24
Italy, Milan	4,932	4,664	4,766	102
Italy, Naples	2,180	2,046	2,109	63
Italy, Rome	31,835	29,677	30,459	782
Kosovo, Pristina	6,492	6,146	6,216	70
Latvia, Riga	5,641	5,289	5,398	109
Lithuania, Vilnius	5,203	4,872	4,956	84
Luxembourg, Luxembourg	4,465	4,244	4,287	43
Macedonia, Skopje	7,352	6,911	7,039	128
Malta, Valletta	4,627	4,374	4,457	83
Moldova, Chisinau	4,014	3,831	3,837	6
Montenegro, Podgorica	2,588	2,477	2,461	(16)
Netherlands, Amsterdam	511	487	493	6
Netherlands, The Hague	12,423	11,665	11,899	234
Norway, Oslo	7,533	7,078	7,192	114
OSCE Vienna	5,213	4,998	4,992	(6)
Poland, Krakow	1,858	1,720	1,802	82
Poland, Warsaw	17,309	16,179	16,540	361
Ponta Delgada	627	595	606	11

## D&CP – BUREAU OF EUROPEAN AND EURASIAN AFFAIRS

Bureau of European and Eurasian Affairs	FY 2011 Actual	FY 2012 Estimate	FY 2013 Request	Increase / Decrease
Portugal, Lisbon	10,487	9,863	10,046	183
Romania, Bucharest	9,483	8,884	9,033	149
Russia, Moscow	35,505	33,212	33,838	626
Russia, St Petersburg	5,775	5,571	5,564	(7)
Russia, Vladivostok	1,403	1,355	1,351	(4)
Russia, Yekaterinburg	1,144	1,101	1,102	1
Serbia, Belgrade	7,934	7,429	7,543	114
Slovakia, Bratislava	7,015	6,523	6,649	126
Slovenia, Ljubljana	5,378	5,033	5,125	92
Spain, Barcelona	1,874	1,777	1,810	33
Spain, Madrid	18,377	17,059	17,526	467
Sweden, Stockholm	9,710	9,164	9,279	115
Switzerland, Bern	9,776	9,219	9,394	175
Turkey, Adana	790	759	761	2
Turkey, Ankara	21,931	20,502	20,834	332
Turkey, Istanbul	4,587	4,433	4,417	(16)
Turkey, Izmir	206	191	200	9
USEU	11,155	10,595	10,615	20
USNATO	11,647	11,156	11,136	(20)
USOECD	4,914	4,746	4,733	(13)
Ukraine, Kyiv	13,334	12,762	12,728	(34)
United Kingdom, Belfast	2,929	2,768	2,831	63
United Kingdom, Edinburgh	731	691	707	16
United Kingdom, London	29,814	27,928	28,577	649
Vatican City, Holy See	2,758	2,628	2,649	21
<b>Total</b>	<b>693,317</b>	<b>651,643</b>	<b>663,691</b>	<b>12,048</b>

## D&CP – BUREAU OF EUROPEAN AND EURASIAN AFFAIRS

### *Funds by Object Class*

(\$ in thousands)

Bureau of European and Eurasian Affairs	FY 2011 Actual	FY 2012 Estimate	FY 2013 Request	Increase / Decrease
1100 Personnel Compensation	358,645	342,149	341,312	(837)
1200 Personnel Benefits	183,624	174,092	179,564	5,472
1300 Benefits Former Personnel	2,170	1,957	634	(1,323)
2100 Travel & Trans of Persons	22,004	20,159	19,476	(683)
2200 Transportation of Things	4,332	3,989	4,361	372
2300 Rents, Comm & Utilities	30,923	28,530	29,864	1,334
2400 Printing & Reproduction	817	717	477	(240)
2500 Other Services	59,682	55,025	59,128	4,103
2600 Supplies and Materials	18,609	17,006	19,095	2,089
3100 Personal Property	31,866	29,355	30,457	1,102
4100 Grants, Subsidies & Contributions	27,137	23,489	24,058	569
<b>Total</b>	<b>739,809</b>	<b>696,468</b>	<b>708,426</b>	<b>11,958</b>

*This page intentionally left blank*

## D&CP – BUREAU OF INTERNATIONAL ORGANIZATION AFFAIRS

### *Resource Summary*

(\$ in thousands)

<b>Appropriations</b>	<b>FY 2011 Actual</b>	<b>FY 2012 Estimate</b>	<b>FY 2013 Request</b>	<b>Increase / Decrease</b>
American Positions	382	382	382	0
Funds	72,600	72,410	73,536	1,126

### *Program Description*

The Bureau of International Organization Affairs (IO) and its missions in New York, Geneva, Vienna, Rome, Paris, Nairobi, and Montreal, and its presence in London are at the forefront of the United States' engagement with global institutions. The challenges facing an increasingly interconnected world – nuclear nonproliferation, food security, global health, to name a few – require robust U.S. engagement with these institutions. Indeed, today's global headlines underscore the truth that one cannot divide or divorce the multilateral from core U.S. foreign policy concerns; increasingly the most pressing foreign policy challenges are addressed through multilateral diplomacy.

The Administration believes that U.S. leadership within the United Nations (UN) and other multilateral bodies offers important opportunities and comparative advantages for advancing U.S. foreign policy priorities. IO engagement allows the U.S. to partner on issues of common concern, defend universal values, protect human rights, promote peace and security, and foster economic development. IO builds important synergies and promotes local expertise through regional organizations and emerging centers of influence, shares the burden of peacekeeping, peace-building, and conflict resolution, and builds coalitions that incorporate a broader community of nations which must all contribute to addressing shared conflicts and promoting a more secure future.

IO manages U.S. interaction with the UN, the UN's specialized and technical agencies, and other international organizations to reinforce and advance U.S. strategic diplomatic and development goals. The Bureau manages the accounts which fund a host of multilateral bodies.

### **Priorities**

The UN, and in particular the UN Security Council, is the central organization for managing multilateral peace activities – activities that continue to grow in scope and importance. UN peacekeeping serves as an important step toward stabilization of conflict zones to give rule of law, good governance, and development a chance to take hold. UN Peacekeeping serves U.S. national security interests in conflict zones around the world and demonstrates the value and importance of burden sharing amongst the international community; the cost of deploying American forces to carry out similar duties would be significantly more expensive. The Administration continues its work to strengthen the UN's peacekeeping and peace-building tools, including seeking clear, credible, and achievable peacekeeping mandates; improving efforts to train and equip UN peacekeepers, recognizing that peacemaking efforts must accompany peacekeeping operations; establishing the protection of civilians as a core function of all UN peacekeeping missions, and bolstering implementation of multilateral sanctions regimes.

Among the President's earliest foreign policy commitments was countering threats to the international order by reducing the threat posed by nuclear weapons and materials. The Nuclear Non-Proliferation

## **D&CP – BUREAU OF INTERNATIONAL ORGANIZATION AFFAIRS**

Treaty is the cornerstone of that effort. In 2010, the President released his National Security Strategy (NSS), which highlighted the central role U.S. engagement with the UN and the international system must play in realizing national security priorities. The NSS lists as one of four enduring U.S. national interests “an international order advanced by U.S. leadership that promotes peace, security, and opportunity through stronger cooperation to meet global challenges.” Energized U.S. leadership at the International Atomic Energy Agency (IAEA) and the UN Security Council has paid dividends on both nonproliferation and counterterrorism issues. Those dividends have included Security Council actions imposing legally binding sanctions on Iran and the Democratic People’s Republic of Korea and specific IAEA resolutions on nuclear non-proliferation and disarmament that have been indispensable to focusing international pressure on Iran and Syria to fulfill their international nonproliferation obligations.

The protection and promotion of human rights remains a clear U.S. priority. Since joining the UN Human Rights Council in 2009, the U.S. has expended great effort to reassert its crucial, credible voice on the international stage in defense of universal human rights and to advocate for more effective multilateral action in the same regard. U.S. leadership on the Council has been marked by significant policy accomplishments and positive change on the Council itself which offers greater credibility and effectiveness in defense of human rights globally. The U.S. also continues its active leadership on gender issues. In 2009 the UN General Assembly adopted with U.S. support a resolution that merged four existing women’s agencies/organizations into one unified entity – UN Women.

Through U.S. leadership as a member of UN Women’s Executive Board, U.S. voluntary contributions to the organization, and other active support, the United States has played a key role to ensure that UN Women addresses global gender issues effectively and serves as a catalyst for the UN’s efforts to focus the combined energies and resources of the global community to promote women’s empowerment. In addition, the United States continues to lead in the effort to identify and incorporate women’s issues in the UN’s peace and security efforts. Results include the establishment of the first-ever UN Special Representative for Sexual Violence in Conflict, recruiting additional qualified women to participate in peacekeeping, and seeking to strengthen the UN’s tools to systematically monitor and combat sexual violence. This year, Secretary Clinton also helped to launch the UN Educational, Scientific, and Cultural Organization’s (UNESCO) Global Partnership for Girls’ and Women’s Education, which brings together governments, foundations, and private sector partners to fund expanded education and literacy programs for women, including in Afghanistan.

Sustainable, long-term global development cannot be separated from the parallel need for assertive action to address threats to the environment, global health, and food security. In turn, none of the many issues subsumed under these critical themes can be addressed effectively without employing the full range of multilateral organizations, including the United Nations. The multilateral aspects of addressing global development priorities were first established in 2000 through the Millennium Development Goals (MDGs) which outlined priorities to be met by 2015. While the world has made strides in meeting some of the MDGs, including significant reductions in rates of extreme poverty and improved access to primary education, that progress has been uneven. The U.S. will seek to improve the coherence and focus of existing multilateral efforts in support of the MDGs, and will endeavor to amplify and extend effective UN programs that complement U.S. efforts, including many undertaken by the UN Human Settlements Program, the UN Environmental Program, the UN Development Program, the UN Children’s Fund (UNICEF), and other important UN organizations.

Among the MDGs was a pledge by the international community to reduce by half the proportion of people who suffer from hunger and poverty by 2015. Despite historic progress toward that lofty goal, nearly one billion people worldwide remain in want of food. In light of that fact, the United States is leading a new effort to strengthen global food security. The U.S. Global Hunger and Food Security Initiative is defining that effort, which includes close coordination with UN agencies such as the World



## **D&CP – BUREAU OF INTERNATIONAL ORGANIZATION AFFAIRS**

Food Program, the Food and Agricultural Organization, and the International Fund for Agriculture Development.

Three of the MDGs directly target health challenges - child mortality, maternal health, and HIV/AIDS, malaria, and other diseases. Invigorated U.S. efforts to propel progress on these and other health-related goals find definition in the Global Health Initiative, a multi-year U.S. commitment to help partner countries achieve the health-related MDGs and improve measurable health outcomes by strengthening health systems and building upon proven results. Strengthened collaboration with multilateral partners, including the World Health Organization, the Pan American Health Organization, the UN Population Fund, and UNAIDS, is a key feature of the U.S. effort. The World Health Organization (WHO), in particular, serves as the preeminent coordinating and normative agency in global health. The U.S. provides considerable support and expertise to WHO across the board, including on infectious and chronic diseases, immunizations, maternal and child health, or research into emerging health concerns. These challenges include the growing prevalence of non-communicable diseases (including cardiovascular disease, cancer, chronic lung diseases and diabetes), which will have profound negative health and socio-economic impact in all countries if left unchecked. WHO's role, complimented by its regional counterpart, the Pan American Health Organization (PAHO) also improves the health security of the United States, through collaboration on implementing the International Health Regulations and ongoing preparedness for, and response to, pandemic outbreaks or other public health emergencies.

As the scope and scale of global challenges grow, so too does the need for more effective governance of global public spaces and global systems. The United States derives many essential benefits from engagement with, and leadership in, international organizations that support such systems. Full and robust U.S. engagement is critical in these organizations in order to achieve priority U.S. policy objectives and to protect the U.S. public against potential threats that are not contained by national boundaries. For example, the IAEA is the key, primary multilateral forum for pursuing issues of U.S. nuclear nonproliferation concern, including those relating to Iran's nuclear program. The IAEA promotes critical U.S. interests in nuclear security and nuclear safety (such as during the Fukushima crisis of 2011), while also helping to share the peaceful benefits of nuclear energy and medicine to countries around the world. The World Intellectual Property Organization protects intellectual property rights, which in turn encourages creativity, innovation, and economic development. The International Civil Aviation Organization helps ensure the safety and security of the hundreds of thousands of commercial, cargo, and other aircraft. These few examples underscore the simple truth that U.S. engagement with and leadership in UN technical and specialized agencies directly advance U.S. national interests.

Finally, as the largest contributor to the UN system, the U.S. has a keen interest in safeguarding taxpayer funds and ensuring that UN activities are carried out efficiently and effectively as well as working to build coalitions with global partners to foster and support needed improvements. Effectiveness, efficiency, oversight, transparency, and accountability are not just crucial to realizing the goals discussed above, they are equally important to ensuring the credibility and reputation of the organizations in which the United States participates. For many years, the United States has worked with the UN, and other international organizations, to improve transparency and accountability practices. In 2011, the Department launched Phase II of the U.S.-sponsored UN Transparency and Accountability Initiative at 24 UN organizations, which seeks to strengthen and expand on existing reforms in the areas of oversight and accountability, ethics and integrity, financial management and good governance. The UN has made some important strides, but significant work remains to make it a more efficient and effective body needed to tackle global challenges.

While daunting, these global challenges are best addressed in partnership with the international community and through committed and sustained U.S. leadership. The U.S.'s ability to confront these

## D&CP – BUREAU OF INTERNATIONAL ORGANIZATION AFFAIRS

varied and significant challenges are greatly enhanced through the cooperation and burden sharing advantages available to the U.S. through the UN system.

### *Justification of Request*

The FY 2013 request of \$73.536 million for IO maintains current services, including a reduction of \$153,000 in efficiency savings, and is \$1.126 million above the FY 2012 Estimate level.

### *Resource Summary*

	Positions					Funds (\$ in thousands)		
	American				Pos	Bureau	American	Funds
	CS	FS Dom	Overseas	FSN	Total	Managed	Salaries	Total
FY 2011 Actual	226	74	82	12	394	26,860	45,740	72,600
FY 2012 Estimate	227	73	82	12	394	26,751	45,659	72,410
FY 2013 Built-in Changes								
Administrative Savings	0	0	0	0	0	(153)	0	(153)
American COLA	0	0	0	0	0	15	212	227
Domestic Inflation	0	0	0	0	0	37	0	37
Locally Engaged Staff Wage Increases	0	0	0	0	0	402	0	402
Locally-Engaged Staff Step Increases	0	0	0	0	0	402	0	402
Overseas Price Inflation	0	0	0	0	0	210	0	210
Total Built-in Changes	0	0	0	0	0	913	212	1,125
FY 2013 Current Services	227	73	82	12	394	27,664	45,871	73,535
FY 2013 Program Changes								
PD Strategic Realignment	0	0	0	0	0	1	0	1
Total Program Changes	0	0	0	0	0	1	0	1
FY 2013 Request	227	73	82	12	394	27,665	45,871	73,536

## D&CP – BUREAU OF INTERNATIONAL ORGANIZATION AFFAIRS

### *Staff by Program Activity* (positions)

Bureau of International Organization Affairs	FY 2011 Actual	FY 2012 Estimate	FY 2013 Request	Increase / Decrease
Conduct of Consular Relations	34	34	34	0
Counter-Terrorism Programs	16	16	16	0
Domestic Administrative Support	18	18	18	0
Information Resource Management	27	27	27	0
Multilateral Diplomacy	262	262	262	0
Policy Formulation	13	13	13	0
Public Diplomacy	12	12	12	0
<b>Total</b>	<b>382</b>	<b>382</b>	<b>382</b>	<b>0</b>

### *Funds by Program Activity* (\$ in thousands)

Bureau of International Organization Affairs	FY 2011 Actual	FY 2012 Estimate	FY 2013 Request	Increase / Decrease
Conduct of Consular Relations	14,086	14,079	14,303	224
Counter-Terrorism Programs	2,236	2,236	2,252	16
Domestic Administrative Support	6,847	6,841	6,998	157
Information Resource Management	6,585	6,581	6,699	118
Multilateral Diplomacy	21,425	21,415	21,712	297
Overseas Program Support	4,885	4,879	5,041	162
Policy Formulation	13,126	13,126	13,187	61
Public Diplomacy	3,410	3,253	3,344	91
<b>Total</b>	<b>72,600</b>	<b>72,410</b>	<b>73,536</b>	<b>1,126</b>

### *Program Activities*

Department Of State	Positions			Funds (\$ in thousands)			
	American		FSN	Pos Total	Bureau Managed	American Salaries	Funds Total
	Domestic	Overseas					
Conduct of Consular Relations	34	0	0	34	5,748	8,555	14,303
Counter-Terrorism Programs	12	4	0	16	216	2,036	2,252
Domestic Administrative Support	18	0	0	18	4,474	2,524	6,998
Information Resource Management	16	11	0	27	3,114	3,585	6,699
Multilateral Diplomacy	215	47	8	270	7,115	14,597	21,712

## D&CP – BUREAU OF INTERNATIONAL ORGANIZATION AFFAIRS

Department Of State	Positions			Funds (\$ in thousands)			
	American		FSN	Pos	Bureau	American	Funds
	Domestic	Overseas		Total	Managed	Salaries	Total
Overseas Program Support	0	0	0	0	5,041	0	5,041
Policy Formulation	0	13	0	13	0	13,187	13,187
Public Diplomacy	5	7	4	16	1,957	1,387	3,344
<b>Total</b>	<b>300</b>	<b>82</b>	<b>12</b>	<b>394</b>	<b>27,665</b>	<b>45,871</b>	<b>73,536</b>

### *Staff by Domestic Organization Unit* (positions)

Bureau of International Organization Affairs	FY 2011 Actual	FY 2012 Estimate	FY 2013 Request	Increase / Decrease
Assistant Secretary for International Organ. Affairs	162	162	162	0
Policy, Public and Congressional Affairs	5	5	5	0
U.S. Mission to the UN	135	135	135	0
<b>Total</b>	<b>302</b>	<b>302</b>	<b>302</b>	<b>0</b>

### *Funds by Domestic Organization Unit* (\$ in thousands)

Bureau of International Organization Affairs	FY 2011 Actual	FY 2012 Estimate	FY 2013 Request	Increase / Decrease
Assistant Secretary for International Organ. Affairs	25,721	25,711	26,027	316
Policy, Public and Congressional Affairs	416	393	396	3
U.S. Mission to the UN	19,496	19,465	19,740	275
<b>Total</b>	<b>45,633</b>	<b>45,569</b>	<b>46,163</b>	<b>594</b>

## D&CP – BUREAU OF INTERNATIONAL ORGANIZATION AFFAIRS

### *Staff by Post* (positions)

Bureau of International Organization Affairs (IO)	FY 2011			FY 2012			FY 2013			Increase/ Decrease		
	Actual			Estimate			Request					
	Amer	FSN	Total	Amer	FSN	Total	Amer	FSN	Total	Amer	FSN	Total
Austria, Vienna	17	3	20	17	3	20	17	3	20	0	0	0
Canada, Montreal	1	0	1	1	0	1	1	0	1	0	0	0
France, Paris	9	0	9	9	0	9	9	0	9	0	0	0
Italy, Rome	7	1	8	7	1	8	7	1	8	0	0	0
Kenya, Nairobi	1	0	1	1	0	1	1	0	1	0	0	0
Switzerland, Geneva	45	8	53	45	8	53	45	8	53	0	0	0
<b>Total</b>	<b>80</b>	<b>12</b>	<b>92</b>	<b>80</b>	<b>12</b>	<b>92</b>	<b>80</b>	<b>12</b>	<b>92</b>	<b>0</b>	<b>0</b>	<b>0</b>

### *Funds by Post* (\$ in thousands)

Bureau of International Organization Affairs	FY 2011 Actual	FY 2012 Estimate	FY 2013 Request	Increase / Decrease
Austria, Vienna	5,184	5,165	5,268	103
Canada, Montreal	820	820	829	9
France, Paris	3,406	3,381	3,451	70
Italy, Rome	2,843	2,827	2,885	58
Kenya, Nairobi	397	397	405	8
Switzerland, Geneva	14,317	14,251	14,535	284
<b>Total</b>	<b>26,967</b>	<b>26,841</b>	<b>27,373</b>	<b>532</b>

## D&CP – BUREAU OF INTERNATIONAL ORGANIZATION AFFAIRS

### *Funds by Object Class*

(\$ in thousands)

Bureau of International Organization Affairs	FY 2011 Actual	FY 2012 Estimate	FY 2013 Request	Increase / Decrease
1100 Personnel Compensation	45,942	45,838	46,627	789
1200 Personnel Benefits	13,690	13,648	13,797	149
2100 Travel & Trans of Persons	1,463	1,459	1,390	(69)
2200 Transportation of Things	240	240	247	7
2300 Rents, Comm & Utilities	3,202	3,196	3,502	306
2400 Printing & Reproduction	574	572	568	(4)
2500 Other Services	5,366	5,356	5,297	(59)
2600 Supplies and Materials	1,507	1,503	1,490	(13)
3100 Personal Property	168	167	168	1
4100 Grants, Subsidies & Contributions	448	431	450	19
<b>Total</b>	<b>72,600</b>	<b>72,410</b>	<b>73,536</b>	<b>1,126</b>

## D&CP – OFFICE OF INTERNATIONAL CONFERENCES

### *Resource Summary*

(\$ in thousands)

<b>Appropriations</b>	<b>FY 2011 Actual</b>	<b>FY 2012 Estimate</b>	<b>FY 2013 Request</b>	<b>Increase / Decrease</b>
Funds	71,190	8,230	24,907	16,677

### *Program Description*

The Office of International Conferences (IO/C) manages U.S. participation in international conferences through the official accreditation of U.S. delegations to multilateral meetings. IO/C funds are used to finance Department participation in multilateral conferences. Costs include delegate travel and per diem, administrative costs associated with the Department's component of U.S. delegations, and costs of conferences hosted by the U.S. The objective of the office is to ensure that the U.S. is represented by delegations that can best attain U.S. policy objectives through these vital diplomatic activities.

IO/C supports the Department's participation in some 450 meetings annually, sponsored by organizations within and outside the UN framework on a wide range of global issues of importance to the U.S. Meetings deal with such important issues as economic, trade and development matters; energy; technology and environmental controls; security; disarmament and nuclear-related issues; air and maritime safety; counterterrorism; human rights; narcotics and crime; health; natural resources; vehicle safety standards; telecommunications; laws; and democracy.

The U.S. continues to promote and protect hemispheric interests through participation in meetings of the Organization of American States (OAS), the International Criminal Court Assembly, the Organization for Economic Co-Operation and Development, the UN General Assembly, and related organizations. The U.S. accomplishes similar goals reflecting key regional relationships through participation in meetings of the Asia Pacific Economic Cooperation forum, the North Atlantic Treaty Organization, the UN regional commissions, and the signatories of the Antarctic Treaty. It is essential that the Department actively participate in these important conferences; otherwise, the U.S. risks losing its voice and influence in furthering vital interests as policies are adopted, reform measures are considered, and directions and priorities of activities are decided in a variety of multilateral international organizations in which the U.S. has membership.

### *Justification of Request*

The FY 2013 request of \$24.907 million maintains current services to support Cost of Living Allowance and inflation increases, and includes a reduction of \$47,000 in planned administrative savings for travel and contract support. The request also includes an increase of \$15.0 million for centralized conferences.

#### **Centralized Conferences: \$15,000,000**

The request will enable IO/C to address requirements associated with hosting leader-level summits in the U.S. and with addressing new meetings or special initiatives reflecting high priority Administration interests, such as the OAS Inter-American Committee against Terrorism, the G8 and G20 Summits, the OAS General Assembly, and the Open Government Partnership. This ensures the Department remains fully engaged in conferences that are vital to the nation's foreign policy. Conferences will be hosted in government-owned facilities whenever possible, consistent with the plan to reduce administrative costs.

## D&CP – OFFICE OF INTERNATIONAL CONFERENCES

### *Resource Summary*

	Positions					Funds (\$ in thousands)		
	American				Pos	Bureau	American	Funds
	CS	FS Dom	Overseas	FSN	Total	Managed	Salaries	Total
FY 2011 Actual	0	0	0	0	0	71,190	0	71,190
FY 2012 Estimate	0	0	0	0	0	8,230	0	8,230
FY 2013 Built-in Changes								
Administrative Savings	0	0	0	0	0	(47)	0	(47)
American COLA	0	0	0	0	0	33	0	33
Domestic Inflation	0	0	0	0	0	373	0	373
Overseas Price Inflation	0	0	0	0	0	1,318	0	1,318
Total Built-in Changes	0	0	0	0	0	1,677	0	1,677
FY 2013 Current Services	0	0	0	0	0	9,907	0	9,907
FY 2013 Program Changes								
Centralized Conferences	0	0	0	0	0	15,000	0	15,000
Total Program Changes	0	0	0	0	0	15,000	0	15,000
FY 2013 Request	0	0	0	0	0	24,907	0	24,907

### *Funds by Program Activity*

(\$ in thousands)

Office of International Conferences	FY 2011 Actual	FY 2012 Estimate	FY 2013 Request	Increase / Decrease
Domestic Administrative Support	71,190	8,230	24,907	16,677
<b>Total</b>	<b>71,190</b>	<b>8,230</b>	<b>24,907</b>	<b>16,677</b>

### *Program Activities*

Office of International Conferences (OIC)	Positions				Funds (\$ in thousands)		
	American		FSN	Pos	Bureau	American	Funds
	Domestic	Overseas	Total	Managed	Salaries	Total	
Domestic Administrative Support	0	0	0	0	24,907	0	24,907
<b>Total</b>	<b>0</b>	<b>0</b>	<b>0</b>	<b>0</b>	<b>24,907</b>	<b>0</b>	<b>24,907</b>



## D&CP – OFFICE OF INTERNATIONAL CONFERENCES

### *Funds by Object Class*

(\$ in thousands)

<b>Office of International Conferences</b>	<b>FY 2011 Actual</b>	<b>FY 2012 Estimate</b>	<b>FY 2013 Request</b>	<b>Increase / Decrease</b>
1100 Personnel Compensation	10,090	1,166	3,512	2,346
1200 Personnel Benefits	717	83	234	151
2100 Travel & Trans of Persons	11,393	1,317	3,980	2,663
2300 Rents, Comm & Utilities	4,271	494	1,494	1,000
2500 Other Services	30,793	3,560	10,817	7,257
2600 Supplies and Materials	13,926	1,610	4,870	3,260
<b>Total</b>	<b>71,190</b>	<b>8,230</b>	<b>24,907</b>	<b>16,677</b>

*This page intentionally left blank*

## D&CP – INTERNATIONAL INFORMATION PROGRAMS

### *Resource Summary*

(\$ in thousands)

Appropriations	FY 2011 Actual	FY 2012 Estimate	FY 2013 Request	Increase / Decrease
American Positions	290	286	276	(10)
Funds	99,756	117,234	137,120	19,886

### *Program Description*

The Bureau of International Information Programs (IIP) is the State Department’s public diplomacy (PD) communication bureau, leading the Department’s support for U.S. embassy PD efforts and engagement with overseas audiences. IIP creates and supports the ways and places for the U.S. to have sustained conversations with foreign audiences, provides the products that enable our posts to have those conversations, and manages the infrastructure to support it all. IIP programs engage international audiences in sustained, meaningful interaction on the full spectrum of U.S. policy objectives.

IIP’s top operational priorities are to: 1) partner with posts to develop communication programs that address local and global strategic goals in a timely and locally relevant manner; 2) identify, build and maintain audiences through research, evaluation and post input; 3) develop focused and engaging content to support current policy priorities; 4) use effective platforms to engage audiences where they are and in their own languages; 5) operate efficiently; and 6) instill a culture of innovation in the organization that applies to work processes as well as products.

IIP is rebalancing resources to match Department priorities. IIP recently conducted a business review, which guided a realignment of IIP mandates and functions to ensure that the work of this bureau is: 1) focused on the Administration’s top foreign policy priorities; 2) geared to implement the conclusions of the QDDR and Public Diplomacy Strategic Framework; 3) making efficient use of available resources; and 4) taking full advantage of today’s 21st Century international communication environment.

Current IIP initiatives reflect the new emphasis on efficient use of resources:

- IIP’s Facebook fan base of four million, achieved during a three-month campaign, provides a wealth of information on messaging, engagement, and cost-efficient marketing for nearly every country in the world. The Facebook page now rivals and exceeds top pages in audience engagement.
- IIP’s embrace of integrated connective technology for online discussion forums is allowing PD to transcend geographic, physical, security, and cultural barriers. Innovative uses of the new conferencing technologies are opening these programs to new audiences with more flexible formats.
- IIP has been finding new cost savings through digital content partnerships that marry American business, civil society, and philanthropic resources with the Department’s global public diplomacy initiatives. Two examples:
  - In late 2011, IIP and ECA deployed 6,000 Amazon Kindle e-readers centrally loaded with tailored content, to over 700 global American spaces and more than a dozen selected English Access Micro-scholarship program classrooms through a partnership with Amazon.com.

## D&CP – INTERNATIONAL INFORMATION PROGRAMS

- IIP partners with American video producers for products to be available in nearly 200 countries at over 1,000 embassies, consulates, and American Spaces, which include American Centers, American Corners, and Bi-National Centers.
- IIP maintains the platforms for 450+ Department and overseas mission websites through the Content Management System (CMS). This efficient approach allows content delivery to be routed around slow or disabled Internet paths and provides protection against denial of service attacks, and close-to-the-user caching of content. It gives the Department a 24/7 stable, resilient, and world-wide platform for delivering content to its target audience.
- A thematic planning calendar guides preparation of public diplomacy packages for post programming that align PD to international events and priority themes: democracy and civil society; all about America; economic growth and development, and energy, environment, science and technology.

### *Performance*

"Positive change" reflects a tangible, measurable action taken by a key audience to directly apply knowledge gained from a public diplomacy activity. The measure, taken every other year, assesses the statistical significance of intended positive behavior change among key foreign publics as a result of the long term impact of public diplomacy activities to engage, inform and influence those publics. "Positive change" tracks behavioral change and the application of knowledge gained from public diplomacy activities to local foreign institutions, community groups, government, or civil society organizations by the recipients and beneficiaries of public diplomacy programs.

Strategic Goal 6: Advance U.S. interests and universal values through public diplomacy and programs that connect the United States and Americans to the world							
Active Performance Indicator		Initiation or implementation of positive change in local organizations or communities by IIP foreign audiences as measured by the percentage of IIP program participants surveyed who responded that they applied knowledge gained from the program to improve their local organization or community.					
Prior Year Results and Ratings				FY 2011		Planned Targets	
FY 2007	FY 2008	FY 2009	FY 2010	Target	Result and Rating	FY 2012	FY 2013
32% [Baseline]	Biennial data collection	54% Revised baseline  New Indicator, No Rating	Biennial data collection	56%	Data Expected March 2012  Data Not Yet Available, No Rating	Biennial data	57%
Impact		TBD					
Methodology		Data is obtained biennially through an in-person or over the phone survey with participation of Public Diplomacy programs, products, and activities. Data is obtained through focus groups.					

## D&CP – INTERNATIONAL INFORMATION PROGRAMS

Data Source and Quality	The FY 2009 Public Diplomacy Impact (PDI) study uses rigorous statistical methods and tests to ensure data credibility and validity and established measurement properties through a number of factors, including consistency analyses, item-total correlations, and factor analyses. The Data Quality Assessment revealed no significant data limitations.
-------------------------	---

The Bureau of International Information Programs transforms U.S. policies into information products tailored to engage and persuade critically important international audiences. This indicator measures the impact on intended target audiences who consume those products.

Strategic Goal 6: Advance U.S. interests and universal values through public diplomacy and programs that connect the United States and Americans to the world							
Active Performance Indicator		Percent of foreign audiences with a better understanding of U.S. policy, society and values after exposed to International Information Programs, products, and activities.					
Prior Year Results and Ratings				FY 2011		Planned Targets	
FY 2007	FY 2008	FY 2009	FY 2010	Target	Result and Rating	FY 2012	FY 2013
83% [Baseline]	N/A	55% Revised baseline.  ◀ On Target	Biennial data collection	57%	Data Expected March 2012  Data Not Yet Available, No Rating	Biennial data	56%
Impact		TBD					
Methodology		Data is obtained biennially through an in-person or over the phone survey with participants of Public Diplomacy programs, products, and activities. Data is also obtained through focus groups.					
Data Source and Quality		The FY 2009 Public Diplomacy Impact (PDI) study uses rigorous statistical methods and tests to ensure data credibility and validity and established measurement properties through a number of factors, including consistency analyses, item-total correlations, and factor analyses. The Data Quality Assessment revealed no significant data limitations.					

### *Justification of Request*

The FY 2013 Request of \$137.1 million for the Bureau of International Information Programs includes 276 positions and a net increase of \$19.9 million over the FY 2012 Estimate to enhance and support American Spaces and maintain current services. The request also provides for continued support of the Center for Strategic Counterterrorism Communications (CSCC), and the Special Representative for Muslim Countries (SRMC).

#### **Current Services: \$2,016,000**

A net increase of \$2 million is included, supporting current services adjustments for COLA, Domestic and Overseas Price Inflation, and Locally Engaged Staff Increases.

## D&CP – INTERNATIONAL INFORMATION PROGRAMS

### Program Increases: \$19,020,000

A net increase of \$15 million to support American Spaces (American Centers, American Corners, and Binational Centers) around the world. At present, there are over 700 American Spaces that serve as key points of contact for Americans to engage with local populations, particularly youth. These spaces have evolved over time and are critical to public diplomacy efforts. In many cases, they represent the only access point for outreach. The additional \$4 million will provide additional funding for youth engagement in Near Eastern and South and Central Asian Affairs, moving resources to critical priorities in these countries. Additionally, to ensure that we have the necessary resources to address high priority initiatives, such as the re-vitalization of overseas American Spaces, we will have to reduce lower priority programs. IIP is cognizant of the need to ensure all resources are deployed in line with current priorities. Therefore, to accommodate the FY 2013 resource level, lower priority initiatives will be downscaled and efficiencies achieved through the elimination of such programs as the Democracy Video Challenge and the reduction of use of library databases.

### Staff Reduction: (\$1,150,000)

IIP will eliminate 10 positions through attrition by FY 2013. These positions have been transferred to the Office of the Secretary in keeping with the results of the public diplomacy domestic position review to align resources with actual public diplomacy positions.

### *Resource Summary*

	Positions					Funds (\$ in thousands)		
	American				Pos	Bureau	American	Funds
	CS	FS Dom	Overseas	FSN	Total	Managed	Salaries	Total
FY 2011 Actual	236	31	23	0	290	70,727	29,029	99,756
FY 2012 Estimate	231	32	23	0	286	83,771	33,463	117,234
FY 2013 Built-in Changes								
Administrative Savings	0	0	0	0	0	(422)	0	(422)
American COLA	0	0	0	0	0	13	146	159
Domestic Inflation	0	0	0	0	0	1,026	0	1,026
Locally-Engaged Staff Step Increases	0	0	0	0	0	13	0	13
Overseas Price Inflation	0	0	0	0	0	1,240	0	1,240
Total Built-in Changes	0	0	0	0	0	1,870	146	2,016
FY 2013 Current Services	231	32	23	0	286	85,641	33,609	119,250
FY 2013 Program Changes								
PD Strategic Realignment	(10)	0	0	0	(10)	19,020	(1,150)	17,870
Total Program Changes	(10)	0	0	0	(10)	19,020	(1,150)	17,870
FY 2013 Request	221	32	23	0	276	104,661	32,459	137,120

## D&CP – INTERNATIONAL INFORMATION PROGRAMS

### *Staff by Program Activity* (positions)

Bureau of International Information Programs	FY 2011 Actual	FY 2012 Estimate	FY 2013 Request	Increase / Decrease
Public Diplomacy	290	286	276	(10)
<b>Total</b>	<b>290</b>	<b>286</b>	<b>276</b>	<b>(10)</b>

### *Funds by Program Activity* (\$ in thousands)

Bureau of International Information Programs	FY 2011 Actual	FY 2012 Estimate	FY 2013 Request	Increase / Decrease
Public Diplomacy	99,756	117,234	137,120	19,886
<b>Total</b>	<b>99,756</b>	<b>117,234</b>	<b>137,120</b>	<b>19,886</b>

### *Program Activities*

Department Of State	Positions			Funds (\$ in thousands)			
	American		FSN	Pos Total	Bureau Managed	American Salaries	Funds Total
	Domestic	Overseas					
Public Diplomacy	253	23	0	276	104,661	32,459	137,120
Public Diplomacy - Program Costs	253	23	0	276	104,661	32,459	137,120
<b>Total</b>	<b>253</b>	<b>23</b>	<b>0</b>	<b>276</b>	<b>104,661</b>	<b>32,459</b>	<b>137,120</b>

### *Staff by Domestic Organization Unit* (positions)

Bureau of International Information Programs	FY 2011 Actual	FY 2012 Estimate	FY 2013 Request	Increase / Decrease
Content Development	55	55	52	(3)
Content Support Services	70	53	51	(2)
Executive Direction	53	70	68	(2)
Platform Management	21	21	21	0
Public Diplomacy	3	0	0	0
Public Diplomacy - Overseas	2	2	2	0
Regional Coordination and American Spaces	65	64	61	(3)
<b>Total</b>	<b>269</b>	<b>265</b>	<b>255</b>	<b>(10)</b>

## D&CP – INTERNATIONAL INFORMATION PROGRAMS

### *Funds by Domestic Organization Unit*

(\$ in thousands)

Bureau of International Information Programs	FY 2011 Actual	FY 2012 Estimate	FY 2013 Request	Increase / Decrease
Center for Strategic Counterterrorism Communications	6,817	5,021	5,159	138
Content Development	10,642	11,990	11,829	(161)
Content Support Services	26,387	23,860	21,647	(2,213)
Executive Direction	18,288	18,663	17,454	(1,209)
Platform Management	7,628	7,586	7,739	153
Public Diplomacy	12,777	19,465	27,152	7,687
Regional Coordination and American Spaces	12,061	25,201	40,611	15,410
Special Representative for Muslim Communities	371	345	355	10
<b>Total</b>	<b>94,971</b>	<b>112,131</b>	<b>131,946</b>	<b>19,815</b>

### *Staff by Post*

(positions)

Bureau of International Information Programs (IIP)	FY 2011 Actual			FY 2012 Estimate			FY 2013 Request			Increase/ Decrease		
	Amer	FSN	Total	Amer	FSN	Total	Amer	FSN	Total	Amer	FSN	Total
	Argentina, Buenos Aires	1	0	1	1	0	1	1	0	1	0	0
Austria, Vienna	1	0	1	1	0	1	1	0	1	0	0	0
Brazil, Brasilia	1	0	1	1	0	1	1	0	1	0	0	0
China, Beijing	1	0	1	1	0	1	1	0	1	0	0	0
Egypt, Cairo	1	0	1	1	0	1	1	0	1	0	0	0
Germany, Berlin	1	0	1	1	0	1	1	0	1	0	0	0
Ghana, Accra	1	0	1	1	0	1	1	0	1	0	0	0
India, New Delhi	1	0	1	1	0	1	1	0	1	0	0	0
Indonesia, Jakarta	1	0	1	1	0	1	1	0	1	0	0	0
Italy, Rome	1	0	1	1	0	1	1	0	1	0	0	0
Japan, Tokyo	1	0	1	1	0	1	1	0	1	0	0	0
Kazakhstan, Astana	1	0	1	1	0	1	1	0	1	0	0	0
Kenya, Nairobi	1	0	1	1	0	1	1	0	1	0	0	0
Mexico, Mexico City	1	0	1	1	0	1	1	0	1	0	0	0
Poland, Warsaw	1	0	1	1	0	1	1	0	1	0	0	0
Russia, Moscow	1	0	1	1	0	1	1	0	1	0	0	0
Senegal, Dakar	1	0	1	1	0	1	1	0	1	0	0	0
Serbia, Belgrade	1	0	1	1	0	1	1	0	1	0	0	0



## D&CP – INTERNATIONAL INFORMATION PROGRAMS

Bureau of International Information Programs (IIP)	FY 2011			FY 2012			FY 2013			Increase/ Decrease		
	Actual			Estimate			Request					
	Amer	FSN	Total	Amer	FSN	Total	Amer	FSN	Total	Amer	FSN	Total
South Africa, Pretoria	1	0	1	1	0	1	1	0	1	0	0	0
Thailand, Bangkok	1	0	1	1	0	1	1	0	1	0	0	0
United Arab Emirates, Abu Dhabi	1	0	1	1	0	1	1	0	1	0	0	0
<b>Total</b>	<b>21</b>	<b>0</b>	<b>21</b>	<b>21</b>	<b>0</b>	<b>21</b>	<b>21</b>	<b>0</b>	<b>21</b>	<b>0</b>	<b>0</b>	<b>0</b>

### *Funds by Post*

(\$ in thousands)

Bureau of International Information Programs	FY 2011 Actual	FY 2012 Estimate	FY 2013 Request	Increase / Decrease
Argentina, Buenos Aires	234	234	236	2
Austria, Vienna	753	758	787	29
Brazil, Brasilia	135	135	135	0
China, Beijing	219	219	221	2
Egypt, Cairo	190	190	192	2
Germany, Berlin	199	199	201	2
Ghana, Accra	235	235	237	2
India, New Delhi	199	199	201	2
Indonesia, Jakarta	169	169	170	1
Italy, Rome	235	235	237	2
Japan, Tokyo	282	282	286	4
Kazakhstan, Astana	250	250	253	3
Kenya, Nairobi	281	281	284	3
Mexico, Mexico City	162	162	163	1
Poland, Warsaw	256	256	259	3
Russia, Moscow	47	184	185	1
Rwanda, Kigali	0	176	178	2
Senegal, Dakar	208	208	210	2
Serbia, Belgrade	146	146	147	1
South Africa, Pretoria	219	219	221	2
Thailand, Bangkok	209	209	211	2
United Arab Emirates, Abu Dhabi	157	157	160	3
<b>Total</b>	<b>4,785</b>	<b>5,103</b>	<b>5,174</b>	<b>71</b>

## D&CP – INTERNATIONAL INFORMATION PROGRAMS

### *Funds by Object Class*

(\$ in thousands)

Bureau of International Information Programs	FY 2011 Actual	FY 2012 Estimate	FY 2013 Request	Increase / Decrease
1100 Personnel Compensation	21,202	24,411	23,722	(689)
1200 Personnel Benefits	9,248	10,986	10,683	(303)
2100 Travel & Trans of Persons	1,962	1,623	1,230	(393)
2200 Transportation of Things	5	4	4	0
2300 Rents, Comm & Utilities	3,801	2,562	2,638	76
2400 Printing & Reproduction	131	94	75	(19)
2500 Other Services	55,923	67,408	87,652	20,244
2600 Supplies and Materials	1,196	846	676	(170)
3100 Personal Property	2,726	2,700	2,781	81
4100 Grants, Subsidies & Contributions	3,562	6,600	7,659	1,059
<b>Total</b>	<b>99,756</b>	<b>117,234</b>	<b>137,120</b>	<b>19,886</b>

## D&CP – AMBASSADOR’S FUND FOR CULTURAL PRESERVATION

### *Resource Summary*

(\$ in thousands)

Appropriations	FY 2011 Actual	FY 2012 Estimate	FY 2013 Request	Increase / Decrease
Funds	5,750	5,750	5,750	0

### *Program Description*

The U.S. Ambassador’s Fund for Cultural Preservation (AFCP), established in FY 2001 and funded through the Diplomatic and Consular Programs appropriation, awards grants for the preservation of cultural heritage in developing countries. Projects funded through the AFCP advance U.S. foreign policy objectives and demonstrate U.S. respect for other cultures.

The Bureau of Educational and Cultural Affairs (ECA) administers the AFCP. Individual grants have ranged from \$5,000 to \$1 million. The AFCP has supported more than 700 projects worldwide, totaling \$34 million since FY 2001. Funded projects include technical support for the preservation of historic buildings and sites, museum collections, and forms of traditional cultural expression.

In FY 2011, U.S. Ambassadors and Consuls General submitted 201 proposals for projects to preserve cultural heritage in developing countries. A total of \$5.5 million was distributed in awards of grants in 53 countries, including large grants of at least \$500,000 for projects in Africa, South Asia, and the Middle East, which account for the variations in distribution over FY 2010. A total of \$167,247 was spent on administrative costs. The administrative costs cover travel for official site visits, design services, and the annual report among other services.

#### FY 2011 Actual Distribution (\$ in thousands)

<b><u>Bureau</u></b>	
Western Hemisphere Affairs (WHA)	669
European and Eurasian Affairs (EUR)	577
East Asian and Pacific Affairs (EAP)	948
Near Eastern Affairs (NEA)	953
South and Central Asian Affairs (SCA)	1,242
African Affairs (AF)	1,174
Educational and Cultural Affairs (ECA)	<u>167</u>
<b>Total</b>	<b>\$5,730</b>

### *Justification of Request*

The Department’s FY 2013 request of \$5.750 million for the Ambassador’s Fund for Cultural Preservation will continue the Administration’s outreach efforts through the preservation of sites, objects and forms of traditional cultural expression as a means of demonstrating U.S. respect for the cultures of others. This level is equal to the FY 2012 enacted appropriations.

# D&CP – AMBASSADOR’S FUND FOR CULTURAL PRESERVATION

## *Resource Summary*

	Positions					Funds (\$ in thousands)		
	American				Pos	Bureau	American	Funds
	CS	FS Dom	Overseas	FSN	Total	Managed	Salaries	Total
FY 2011 Actual	0	0	0	0	0	5,750	0	5,750
FY 2012 Estimate	0	0	0	0	0	5,750	0	5,750
FY 2013 Current Services	0	0	0	0	0	5,750	0	5,750
FY 2013 Request	0	0	0	0	0	5,750	0	5,750

## *Funds by Program Activity*

(\$ in thousands)

Ambassador's Fund for Cultural Preservation	FY 2011 Actual	FY 2012 Estimate	FY 2013 Request	Increase / Decrease
Conduct of Diplomatic Relations	5,750	5,750	5,750	0
<b>Total</b>	<b>5,750</b>	<b>5,750</b>	<b>5,750</b>	<b>0</b>

## *Program Activities*

Ambassador's Fund for Cultural Preservation (ACP)	Positions				Funds (\$ in thousands)		
	American			Pos	Bureau	American	Funds
	Domestic	Overseas	FSN	Total	Managed	Salaries	Total
Conduct of Diplomatic Relations	0	0	0	0	5,750	0	5,750
<b>Total</b>	<b>0</b>	<b>0</b>	<b>0</b>	<b>0</b>	<b>5,750</b>	<b>0</b>	<b>5,750</b>

## *Funds by Object Class*

(\$ in thousands)

Ambassador's Fund for Cultural Preservation	FY 2011 Actual	FY 2012 Estimate	FY 2013 Request	Increase / Decrease
2500 Other Services	167	170	170	0
4100 Grants, Subsidies & Contributions	5,583	5,580	5,580	0
<b>Total</b>	<b>5,750</b>	<b>5,750</b>	<b>5,750</b>	<b>0</b>

## D&CP – BUREAU OF PUBLIC AFFAIRS

### *Resource Summary*

(\$ in thousands)

<b>Appropriations</b>	<b>FY 2011 Actual</b>	<b>FY 2012 Estimate</b>	<b>FY 2013 Request</b>	<b>Increase / Decrease</b>
American Positions	241	248	248	0
Funds	41,791	43,300	43,562	262

### *Program Description*

The Bureau of Public Affairs (PA) engages domestic and international media to communicate timely and accurate information with the goal of furthering U.S. foreign policy and national security interests as well as broadening understanding of American values. In carrying out its mission, PA employs a wide range of media platforms, provides, historical perspective, and conducts public outreach.

PA is constantly adapting to a rapidly changing international media environment and is always seeking new and better ways to proactively engage with audiences around the world via media and to ensure that policies are being accurately reported and clearly understood. PA's priorities for FY 2013 will be guided by the need to be strategic in messaging, coordinate with the interagency strategic plan, be clear in communications as an institution, effective in public response to crises, and creative in the use of new technology and popular platforms to reach the widest possible audience. PA will message comprehensively and rapidly in support of foreign policy goals and priorities; lead the spokespeople of the Department to effectively communicate policies, including maintaining message discipline; utilize online platforms and connection technologies to communicate more broadly and with new audiences; increase the number of faces, voices, and languages representing the Department on the record; support principals', bureaus', and embassies' public response to crises; and ensure that PA resources are being leveraged for maximum use in a cost-effective way.

The spokespeople of the Department of State need leadership to ensure that media engagements support foreign policy goals and priorities. The introduction of a centralized Planning Team will enable bureaus and offices to work easily with PA to create comprehensive media engagement plans. Increased Foreign Service staffing throughout the Bureau has improved communication and connections to ensure that PA activities initiated anywhere in the Department of State are part of a larger strategy to further policy goals.

The introduction of a unified division of Digital Content, to include Broadcast, Electronic Information, and Social Media, will ensure that Department of State messaging content is being communicated across digital platforms in addition to the traditional platforms of print and broadcast. The introduction of connection technologies will enable PA to engage younger and further-flung audiences in real time and in a cost-effective way. Media analysis will be focused on key audiences, outlets and platforms. Rapid Response will be quick, enabling posts and overseas spokespeople to engage in real time.

### **Rapid Reaction Unit**

PA produces timely and accurate analysis of how international media treats key U.S. foreign policy issues. The Bureau chooses appropriate public remarks from senior U.S. officials to match its media analysis in order to empower U.S. officials to speak with confidence on critical issues and help trigger a coordinated and timely response to breaking news stories and shape the media agenda. PA produces Media reporting to assist with the formation of U.S. public responses to the latest international

## **D&CP – BUREAU OF PUBLIC AFFAIRS**

developments, including distributing by email region-specific surveys of Western Hemisphere and East Asia and posting on the Department's web site reporting from the London and Brussels hubs.

### **International Media Engagement**

In FY 2011, the Department consolidated oversight and management of the six Regional Media Hubs under PA. Utilizing the Hubs as a starting point, the Bureau incorporates international media- based overseas- into Department activities, briefings and interviews. The Foreign Service Officers serving at the Hubs speak on the record as Department spokespeople, while simultaneously providing real time media reaction and support for major Administration announcements, travels and events, and to promote, advocate and amplify them.

### **Foreign Press Centers**

Whereas the Office of International Media Engagement targets media based in their own countries, overseas PA's FPCs target international media reporting from the United States. The FPCs play a vital role in educating and exposing foreign correspondents in the United States about not only U.S. foreign policy, but also U.S. society and culture. Along with their Hub colleagues, the FPCs will continue their role as platforms to increase the number of accurate portrayals of the Administration's policies in the global media and assist resident and visiting foreign media to cover the United States with greater access to government officials, newsmakers and policy experts, and explain the political, economic, social, and cultural context in which U.S. policy is made and U.S. society is governed.

### **Office of Broadcast Services**

In FY 2013, PA will continue to leverage the convergence of television and the internet and increase their value to the Department's mission through the creation of a division of Digital Content. With a regularized system for obtaining video of the Secretary and other principals, as well as increased policy input to the selection of video clips, OBS material will be both relevant and abundant. The Bureau will utilize the full range of platforms- traditional and digital- to disseminate video, including constant live-stream capability on [www.state.gov](http://www.state.gov). PA will continue to help foreign broadcasters develop balanced television programming for their audiences through facilitative assistance programs such as TV Co-ops and other broadcaster assistance that cover a wide spectrum and have been seen by millions of viewers. PA uses a multi-tier traditional broadcast and evolving digital media approach for covering over 250 of the Secretary's press events annually, over 300 State Daily, FPC, and Special Press Briefings, and over 200 domestic and foreign interviews. Two thousand hours of American Embassy Television Network programming for worldwide distribution via satellite and web-based platforms will be re-designed and re-packaged for broadcasters and embassies as a Video on Demand service that will enable them to indicate interest in particular programming.

### **Electronic Information and Digital Communications**

Expanding the reach of U.S. foreign policy to domestic and global audiences through new media, PA maintains the Department's official blog, DipNote (<http://blogs.state.gov>) and several social media platforms such as Twitter, Facebook, YouTube, Flickr and Tumblr. PA also manages new media elements on [www.state.gov](http://www.state.gov) (e.g. Secretary's interactive travel map, Text the Secretary), all state.gov video, and live stream broadcasts. Leveraging the Regional Media Hubs, PA owns and operates ten popular foreign language Twitter feeds to message and engage. PA will also expand the "StateDeptLive" platform that allows officials to connect with audiences around the world, both remotely and from the studio in Washington, DC, via the internet while live-streaming on State.gov and incorporating Twitter as a tool for engagement. PA also introduced the Department's first-ever app for mobile devices.

## **D&CP – BUREAU OF PUBLIC AFFAIRS**

In FY 2013 PA will continue to develop new video products and applications for mobile devices, and expand the Department's presence on social media platforms. To keep pace with the growing demands of new media content PA will need to increase staffing levels to match with emerging technologies and communication trends to meet the Secretary's priorities of public engagement, transparency, and development of technologies that serve as compliments to traditional media.

### **Press Operations**

Reaching out to expanded audiences directly and through the media, in FY 2013 PA needs a transcription capability that matches the Bureau's ambitions to use new media and expand presence on the web in order to reach new audiences. Faster production and public release of transcribed remarks of senior State Department officials will ensure that the Administration's core foreign policy positions are resonating in real-time on the internet, and reaching audiences far beyond the confines of the briefing room. Press Officers must move to the same computer network as the rest of the Department of State. The Press Office must be reorganized to allow for simultaneous activity that prepares/supports the daily press briefing as well as proactive engagement with national and regional U.S. media.

### **Public Liaison**

In FY 2013, PA will deliver the Administration's foreign policy message to previously under-served audiences by targeting Diaspora communities on a range of relevant issues, relying on technology to reach groups outside of Washington and increasing use of social media to push out the Department's message to an ever wider audience. PA will undertake a serious and coordinated effort to keep potential third party validators informed and aware of major statements, events and messages. PA will utilize personnel's overseas experience and policy expertise to engage U.S. audiences.

### **Historian's Office**

The Historian of the Department of State is responsible, under law, for publishing the official documentary history of American foreign policy in the series, *Foreign Relations of the United States (FRUS)*, within a legislatively mandated 30 years of events. In addition, The Historian supports the policy process and the President's agenda with historical research and provides context to outreach activities. Through continued efforts in FY 2013 to digitize past volumes of the *FRUS* The Historian will be well positioned to respond to a larger number of requests from Department principals, the White House, and the National Security Council, for short- and long-term historical studies in support of current policy; especially those with particular focus on the President's agenda. Digitization of past *FRUS* volumes promote a greater understanding of foreign policy to a wider audience by creating and updating an ever-expanding array of historical products, and increasingly using technology to create and disseminate many of these products through an improved Web page.

### **United States Diplomacy Center**

The Bureau continues to plan for the Department's new 30,000-square foot exhibition hall including and education center to connect the American people to the world of diplomacy. Former Secretaries of State Henry Kissinger, Madeleine Albright, James Baker and Colin Powell have been engaged to assist in private sector fundraising efforts. The U.S. Diplomacy Center aims to highlight, inform, explain, and clarify the role of U.S. Diplomacy.

## D&CP – BUREAU OF PUBLIC AFFAIRS

### *Performance*

The Bureau of Public Affairs will continue to tap the power of the foreign media to inform and engage global publics about U.S. foreign policy and explain the President's agenda abroad. Far-reaching programs such as reporting tours for resident and visiting foreign journalists are some of the most powerful mechanisms for U.S. diplomacy.

<b>Strategic Goal 6: Advance U.S. interests and universal values through public diplomacy and programs that connect the United States and Americans to the world</b>							
Active Performance Indicator		Number of articles accurately portrayed or broadcasted by journalists participating in Foreign Press Center programs.					
Prior Year Results and Ratings				FY 2011		Planned Targets	
FY 2007	FY 2008	FY 2009	FY 2010	Target	Result and Rating	FY 2012	FY 2013
N/A	N/A	70 articles [Baseline]	100 articles	200 articles	200 articles	250 articles	300 articles
	New Indicator, No Rating	◀▶ On Target	◀▶ On Target		◀▶ On Target		
Impact		Foreign Press Center (FPC) programs give international journalists balanced and in-depth information on U.S. foreign and domestic policies and yield concrete results: accurate portrayals of U.S. policy in reports to readers and viewers around the world. 50 percent of journalists participating in FPC programs placed 200 accurate portrayals of the Administration's policy in global traditional media.					
Methodology		The accuracy of the articles is judged by Department Media Relations Officers. These articles were placed in targeted media markets to broaden the reach of the Administration's policy message.					
Data Source and Quality		The Foreign Press Center Program Officers, in collaboration with the posts, are taking an active role in documenting the views of the Department-sponsored journalists upon the completion of the media tours. Each journalist tour is documented in a comprehensive report. The Data Quality Assessment revealed no significant limitations. Determination of accuracy, while subjective, is based on pre-established standards.					

### *Justification of Request*

The FY 2013 Budget Request is \$43.6 million; a \$262,000 increase over the FY 2012 Estimate to maintain current services and supports domestic inflation as well as the cost of living adjustment. This request provides continued support for the ongoing work of communicating the Administration's foreign policy message to domestic and global audiences through the use of [State.gov](http://State.gov) and making the American story visible through historical presentation and outreach. The request also provides funding for the Department to develop new tools and processes for [www.state.gov](http://www.state.gov), to expand the reach of the Administration's policy and improve communication between citizens and the Secretary of State. To make the foreign policy story visible through historical presentations and outreach, the Department will



## D&CP – BUREAU OF PUBLIC AFFAIRS

continue the digitization of the *FRUS* and undertake the digitization of past volumes to better position The Historian of the Department to more efficiently provide short and long-term historical studies in support of current policy.

At the close of FY 2011, the Office of the Under Secretary for Public Diplomacy and Public Affairs (R) performed a review of PD domestic positions for FY 2011 and FY 2012. The results of the public diplomacy domestic position review re-aligned resources with actual public diplomacy positions. In addition, the changes to bureau managed resources include results from the strategic country prioritization exercise to re-align public resources with current foreign policy priorities.

This funding request also reflects the impact of a FY 2012 budget neutral transfer from the Department's Regional Bureaus to PA, supporting the consolidated oversight and management of the six Regional Media Hubs. Utilizing the Hubs as a starting point incorporates international media based overseas into Department activities, briefings, and interviews. The Foreign Service personnel serving at the Hubs speak on the record as Department spokespeople, while simultaneously providing real time media reaction and support for major Administration announcements, travels and events, and to promote, advocate and amplify them. The Hubs are platforms to engage audiences, for example, the Pretoria Media Hub is now responsible for planning and implementing initiatives to engage audiences throughout Africa via the media, working to increase accurate and positive coverage of U.S. policies on television, radio, print, and new media.

### *Resource Summary*

	Positions					Funds (\$ in thousands)		
	American				Pos	Bureau	American	Funds
	CS	FS Dom	Overseas	FSN	Total	Managed	Salaries	Total
FY 2011 Actual	224	17	0	0	241	18,327	23,464	41,791
FY 2012 Estimate	222	20	6	0	248	17,612	25,688	43,300
FY 2013 Built-in Changes								
Administrative Savings	0	0	0	0	0	(109)	0	(109)
American COLA	0	0	0	0	0	9	119	128
Domestic Inflation	0	0	0	0	0	243	0	243
Total Built-in Changes	0	0	0	0	0	143	119	262
FY 2013 Current Services	222	20	6	0	248	17,755	25,807	43,562
FY 2013 Request	222	20	6	0	248	17,755	25,807	43,562

## D&CP – BUREAU OF PUBLIC AFFAIRS

### *Staff by Program Activity* (positions)

Bureau of Public Affairs	FY 2011 Actual	FY 2012 Estimate	FY 2013 Request	Increase / Decrease
Information Resource Management	0	6	6	0
Office Automation	0	6	6	0
Policy Formulation	7	229	229	0
Bureau Direction	0	29	29	0
Mission Direction	0	64	64	0
Public Affairs	7	136	136	0
Public Diplomacy	234	13	13	0
Public Diplomacy - Program Costs	234	13	13	0
<b>Total</b>	<b>241</b>	<b>248</b>	<b>248</b>	<b>0</b>

### *Funds by Program Activity* (\$ in thousands)

Bureau of Public Affairs	FY 2011 Actual	FY 2012 Estimate	FY 2013 Request	Increase / Decrease
Information Resource Management	1,472	3,985	3,998	13
Office Automation	1,472	3,985	3,998	13
Overseas Program Support	0	1,523	1,650	127
Bureau Direction	0	1,523	1,650	127
Policy Formulation	11,525	31,201	31,303	102
Bureau Direction	1,690	4,576	4,590	14
Mission Direction	3,220	8,717	8,746	29
Public Affairs	6,615	17,908	17,967	59
Public Diplomacy	28,794	6,591	6,611	20
Public Affairs	22,704	1,495	1,498	3
Public Diplomacy - Program Costs	6,090	5,096	5,113	17
<b>Total</b>	<b>41,791</b>	<b>43,300</b>	<b>43,562</b>	<b>262</b>

## D&CP – BUREAU OF PUBLIC AFFAIRS

### *Program Activities*

Department Of State	Positions			Funds (\$ in thousands)			
	American		FSN	Pos Total	Bureau Managed	American Salaries	Funds Total
	Domestic	Overseas					
Information Resource Management	6	0	0	6	1,245	2,753	3,998
Office Automation	6	0	0	6	1,245	2,753	3,998
Overseas Program Support	0	0	0	0	1,650	0	1,650
Bureau Direction	0	0	0	0	1,650	0	1,650
Policy Formulation	229	0	0	229	9,747	21,556	31,303
Bureau Direction	29	0	0	29	1,429	3,161	4,590
Mission Direction	64	0	0	64	2,723	6,023	8,746
Public Affairs	136	0	0	136	5,595	12,372	17,967
Public Diplomacy	7	6	0	13	5,113	1,498	6,611
Public Affairs	0	0	0	0	0	1,498	1,498
Public Diplomacy - Program Costs	7	6	0	13	5,113	0	5,113
<b>Total</b>	<b>242</b>	<b>6</b>	<b>0</b>	<b>248</b>	<b>17,755</b>	<b>25,807</b>	<b>43,562</b>

### *Staff by Domestic Organization Unit* (positions)

Bureau of Public Affairs	FY 2011 Actual	FY 2012 Estimate	FY 2013 Request	Increase / Decrease
Assistant Secretary for Public Affairs	77	9	10	1
Deputy Assistant Secretary for Digital Communications	43	4	4	0
Deputy Assistant Secretary for International Media	30	9	9	0
Deputy Assistant Secretary for Outreach	23	0	0	0
Deputy Assistant Secretary for Press	11	85	84	(1)
Deputy Assistant Secretary for Public Information	0	61	61	0
Deputy Assistant Secretary for Public Liaison and IGA	0	60	60	0
Deputy Assistant Secretary for Spokesman	28	0	0	0
Deputy Assistant Secretary for Strategic Communication	7	0	0	0
Executive Office	22	20	20	0
<b>Total</b>	<b>241</b>	<b>248</b>	<b>248</b>	<b>0</b>

## D&CP – BUREAU OF PUBLIC AFFAIRS

### *Funds by Domestic Organization Unit*

(\$ in thousands)

Bureau of Public Affairs	FY 2011 Actual	FY 2012 Estimate	FY 2013 Request	Increase / Decrease
Assistant Secretary for Public Affairs	3,426	10,278	10,347	69
Deputy Assistant Secretary for Digital Communications	25,886	12,971	13,045	74
Deputy Assistant Secretary for International Media	613	3,898	3,912	14
Deputy Assistant Secretary for Outreach	1,101	3,303	3,326	23
Deputy Assistant Secretary for Press	6,090	0	0	0
Deputy Assistant Secretary for Spokesman	0	1,836	1,847	11
Deputy Assistant Secretary for Strategic Communication	0	734	738	4
Executive Office	4,675	10,280	10,347	67
<b>Total</b>	<b>41,791</b>	<b>43,300</b>	<b>43,562</b>	<b>262</b>

### *Funds by Object Class*

(\$ in thousands)

Bureau of Public Affairs	FY 2011 Actual	FY 2012 Estimate	FY 2013 Request	Increase / Decrease
1100 Personnel Compensation	19,090	21,565	21,695	130
1200 Personnel Benefits	6,245	7,063	7,105	42
2100 Travel & Trans of Persons	1,115	1,120	1,159	39
2200 Transportation of Things	4,019	20	22	2
2300 Rents, Comm & Utilities	2,008	2,139	2,254	115
2400 Printing & Reproduction	365	485	645	160
2500 Other Services	8,513	10,053	9,775	(278)
2600 Supplies and Materials	372	721	764	43
3100 Personal Property	64	134	143	9
<b>Total</b>	<b>41,791</b>	<b>43,300</b>	<b>43,562</b>	<b>262</b>

## D&CP – BUREAU OF CONSULAR AFFAIRS

### *Resource Summary*

(\$ in thousands)

Appropriations	FY 2011 Actual	FY 2012 Estimate	FY 2013 Request	Increase / Decrease
American Positions	17	17	0	(17)
Funds	3,789	21,249	17,477	(3,772)

### *Program Description*

The mission of the Bureau of Consular Affairs (CA) is to protect the lives and interests of U.S. citizens abroad and to strengthen U.S. border security through the vigilant adjudication of U.S. passports and visas. CA contributes significantly to the Department's strategic goals of achieving peace and security; promoting international understanding; and supporting the vision to help American citizens engage the world. The Bureau issues passports that allow U.S. citizens to travel the world, and processes visa applications for foreign citizens who want to come to the U.S. Additionally, CA provides essential services to American citizens overseas. In order to accomplish its mission, CA uses revenue from consular fees and surcharges to fund most consular programs and activities. Previously, the Bureau's senior leadership and public outreach office were supported by appropriated funds. Beginning in FY 2013, CA will fund these activities from consular fees in an effort to align revenue with the associated costs. The Border Security Program chapter provides additional details on the fees that support CA, domestic and overseas consular operations. Additionally, the FY 2013 Budget request assumes the Department will continue collection of the WHTI fee through September 30, 2013.

CA provides services around the cycle of life, from certifying the birth of U.S. citizens born abroad, to assisting family members when a U.S. citizen dies overseas. CA adapts quickly to fluctuations in demand for services, especially during times of crisis. For example, CA responded to the March 2011 earthquake and tsunami that devastated Japan and the spring 2011 unrest in Egypt and Libya which involved a total of 2,671 U.S. citizen evacuations and 15,225 information inquiries. The Japan Crisis Task force alone logged 3,600 man-hours assisting Americans in need. CA helps U.S. citizens prepare for possible crises and avoid problems abroad through the Consular Information Program and online travel registration service. In 2011, more than one million U.S. citizens traveling or living abroad registered to make their presence and whereabouts known. CA is working to increase this number of registrants over the coming months. CA works to assist individual U.S. citizens with personal emergencies abroad and to coordinate the U.S. Government response to political crises and natural disasters threatening American citizens abroad.

Outreach is integral to all CA functions, particularly in assisting the American public travelling overseas and foreigners seeking to enter the U.S. CA's overarching public affairs strategy is to be proactive to reach multiple audiences with a consistent message, using all appropriate channels of communication. Travel.state.gov is CA's preeminent outreach tool and is the Consular Information Program's primary means to update the public on travel safety in other countries and provide information on passports, visas, and consular services abroad. It generated more than 414 million visits last year, and CA is enhancing value, improving functionality, and increasing user satisfaction based on suggestions from last year's usability study. CA launched the first phase of the new design mid-year 2010. The new design is anticipated to be completed in June 2012.

## **D&CP – BUREAU OF CONSULAR AFFAIRS**

Consular issues play a key role in U.S. relationships with other countries. Bilateral and multilateral diplomatic initiatives regarding treaty implementation and compliance are important aspects in consular protection and services abroad and in fulfilling CA's role as the U.S. Central Authority for the Hague abduction and adoption conventions. U.S. performance on incoming abduction cases directly affects the reciprocal cooperation of treaty partners abroad. As the U.S. Central Authority, CA plans to focus on efforts to improve its services and to increase efforts to educate the judges and attorneys in the United States. CA is committed to continuing its implementation of the Hague Inter-country Adoption Convention in the United States, and to providing services to American families and children impacted by inter-country adoption.

CA is committed to improving security and operational efficiency through cost-effective use of its resources, implementation of innovative technology and new business practices, and the professional development of its workforce. CA is enhancing training programs, opening additional domestic facilities, and expanding oversight capacity. CA established the Acceptance Facility Oversight Program, which will oversee the work of passport application acceptance facilities around the U.S. CA domestic preprocessing initiative extensively utilizes its domestic consular centers to conduct security and anti-fraud screening, and case preparation, prior to visa interviews by consular officers overseas. Such electronic preprocessing combine's economies of scale with easier access for visa petitioners in the U.S. CA will leverage new technologies to enhance the Security Advisory Opinion process to better identify "false hits, allowing greater focus on persons actually on U.S. watch lists, and avoid processing delays for the travelers who only share a name with the watch-listed individuals.

CA is making steady progress toward completely eliminating paper applications and records, while increasing its capacity to obtain and store data electronically. CA is also expanding its use of online fee collection and appointment systems, and incorporating streamlined fraud tracking and statistical reporting into new consular systems. Over the coming years, CA will utilize the New Consular Framework Development. This enterprise framework of tools will support CA's core lines of business by facilitating the provision of a wide-range of services to U.S. citizens and non-citizens both domestically and abroad, including passport and visa issuance, as well as services to citizens overseas. This effort encompasses the projects previously known as Global Citizen Services (GCS) and Global Visa Services (GVS). The goals of this initiative are aligned to those of CA and the Department as a whole; including ensuring the safety of U.S. citizens overseas, securing the U.S. borders, issuing secure documents, and performing outreach. This framework will promote operational efficiency and effectiveness within CA. Once operational, this framework will allow Consular Systems and Technology to retire older legacy systems that are becoming increasingly complex and expensive to maintain. Specifically, it will combine and modernize the functionality currently supported by a suite of over 20 legacy systems and be utilized by over 10,000 users in more than 260 locations worldwide, including domestic passport facilities and overseas posts.

As CA looks toward FY 2013 and beyond, its core goal remains – to provide efficient, secure consular services that promote legitimate travel while helping to ensure U.S. national security. CA's priorities are: (1) provide and deliver travel documents to the American public that incorporate modern security measures; (2) enhance border security through the use of an advanced, electronic visa process that includes more effective fraud pre-screening capabilities designed to detect and deter fraud prior to the visa interview; (3) assist Americans abroad during emergencies or crisis; and (4) continue to fulfill obligations and requirements such as those arising under the U.S. Central Authority for the Hague Convention on the Civil Aspects of International Parental Child Abduction and the Hague Convention on Inter-country adoptions.

## D&CP – BUREAU OF CONSULAR AFFAIRS

### *Performance*

This indicator measures the advancement of the Bureau of Consular Affairs' progress towards being able to convert to a fully electronic visa application process. Having this data available electronically permits advanced screening of applicants using a variety of automated research tools and databases. In this manner, applicants who may be ineligible for a visa, including for national security reasons, can be identified prior to interview.

<b>Strategic Goal 7: Build a 21st century workforce; and achieve U.S. government operational and consular efficiency and effectiveness, transparency and accountability; and a secure U.S. government presence internationally</b>							
Active Performance Indicator		Conversion to web-based visa processing as measured by: 1) the percentage of non-immigrant (NIV) visa applications submitted electronically and; 2) the percentage of immigrant (IV) visa applications submitted electronically.					
Prior Year Results and Ratings				FY 2011		Planned Targets	
FY 2007	FY 2008	FY 2009	FY 2010	Target	Result and Rating	FY 2012	FY 2013
N/A	N/A	10% (NIV); 0% (IV)	97% (NIV); 0% (IV)	100% (NIV); 80% (IV)	100% (NIV); 16% (IV)	100% (NIV); 100% (IV)	100% (NIV); 100% (IV)
		New Indicator, No Rating	◀▶ On Target		▼ Below Target		
Steps to Improve		Diversity Visa Lottery (DV) program is 100% web-based and features 100% electronic processing. Electronic submission of immigrant visa (IV) applicant data for family and employment based IVs began as a limited pilot program in late FY 2011. In FY 2012, this important pilot will identify issues and lessons learned that will prepare CA for the planned world-wide roll out of web-based IV processing.					
Impact		Submission of applicant data electronically permits pre-interview screening and research, enabling officers to make a more informed visa decision, which is essential to carrying out the U.S. government mission of protecting America's borders while facilitating legitimate travel.					
Methodology		Calculated as a percentage of all visa applications that are submitted in paperless format, as indicated by the Consular Consolidated Database.					
Data Source and Quality		Data is derived from actual visa casework performed, measured through CA consular systems. The Data Quality Assessment revealed no significant data limitations.					

A well-informed U.S. citizen is safer while traveling abroad. By proactively engaging the American public through surveys, CA is able to gauge the utility of information currently on CA web sites and the areas in which it could be improved. Also, as CA incorporates customer feedback into its Web efforts, it builds trust with the American public in the reliability and responsiveness of the Department's information.

## D&CP – BUREAU OF CONSULAR AFFAIRS

Strategic Goal 7: Build a 21st century workforce; and achieve U.S. government operational and consular efficiency and effectiveness, transparency and accountability; and a secure U.S. government presence internationally							
Active Performance Indicator		Customer satisfaction with quality of, and access to, reliable and relevant information on travel.state.gov as measured by the overall American Customer Satisfaction Index (ASCI) score (out of 100).					
Prior Year Results and Ratings				FY 2011		Planned Targets	
FY 2007	FY 2008	FY 2009	FY 2010	Target	Result and Rating	FY 2012	FY 2013
N/A	N/A	N/A	75 out of 100 [Baseline]	75 out of 100	77 out of 100	Exceed 77 out of 100	Exceed 78 out of 100
		New Indicator, No Rating	◀▶ On Target		▲ Above Target		
Reason for Exceeding Target		The exceeded target was a result of actions taken as part of a continuous effort to make travel.state.gov more user friendly. CA developed an improved search capability, implemented Facelift to give the site a new look as well as showcase important items, and conducted Plain Language Training for the content owners.					
Impact		The Department now has access to measurable customer feedback on travel.state.gov. Survey analysis has helped the Department identify the top areas for improvement to increase customer satisfaction of those visiting the site. The Department can now instantaneously measure the impact of changes CA makes to the site.					
Methodology		ForeSee Results owns and applies the University of Michigan's American Customer Satisfaction Index (ACSI), an international indicator of customer satisfaction on both the macro and micro level, providing a measurement of online customer satisfaction to help clients determine how to improve customer satisfaction and return on investment.					
Data Source and Quality		ForeSee customer satisfaction surveys. The Data Quality Assessment revealed moderate data limitations, primarily due to the long-standing OMB regulation that prohibits the use of persistent cookies in gathering Web data.					

CA is committed to strengthening the security and integrity of travel documents, thereby protecting national security and maintaining the integrity of the overall issuance process. At the core of every adjudication decision is the verification of the identity of the applicant, to which the prevention of fraud is essential. Preventing fraud in passport and visa issuance requires robust information sharing among shareholders. Increasing cross-stakeholder information sharing is an important component to an anti-fraud program.



## D&CP – BUREAU OF CONSULAR AFFAIRS

<b>Strategic Goal 7: Build a 21st century workforce; and achieve U.S. government operational and consular efficiency and effectiveness, transparency and accountability; and a secure U.S. government presence internationally</b>							
Active Performance Indicator		NEW INDICATOR: Strengthen case management systems so that fraud detection and tracking capabilities are available enterprise-wide.					
Prior Year Results and Ratings				FY 2011		Planned Targets	
FY 2007	FY 2008	FY 2009	FY 2010	Target	Result and Rating	FY 2012	FY 2013
N/A	N/A	N/A	N/A	70%	100%	85%	95%
			New Indicator, No Rating		▲ Above Target		
Reason for Exceeding Target		CA accelerated development through an iterative process where developers met directly with the offices providing user requirements on a bi-weekly basis. This close direct collaboration resulted in the rapid development of the tool for the pilot and required minimal adjustments to move from pilot to worldwide deployment.					
Impact		Robust information sharing across the enterprise will help prevent fraud in passport and visa issuance.					
Methodology		Calculated as a percentage of stakeholders overall who have access to the fraud case management system. FY 2011 results reflect phase one implementation. Subsequent phases (two through four) will add significantly more stakeholders to the fraud case management system.					
Data Source and Quality		The Enterprise Case Assessment Service is a data source on cases referred to CA's fraud prevention units. No significant data limitations.					

While the quality of the adjudication process is CA's top priority in the area of passports, American travelers and Congress still expect quick and efficient processing of passport applications. This indicator measures how efficiently Passport Services (PPT) is serving the American public.

## D&CP – BUREAU OF CONSULAR AFFAIRS

<b>Strategic Goal 7: Build a 21st century workforce; and achieve U.S. government operational and consular efficiency and effectiveness, transparency and accountability; and a secure U.S. government presence internationally</b>							
Active Performance Indicator		Percentage of passport applications processed within the targeted timeframe.					
Prior Year Results and Ratings				FY 2011		Planned Targets	
FY 2007	FY 2008	FY 2009	FY 2010	Target	Result and Rating	FY 2012	FY 2013
71%	100%	98.9%	100%	99%	100%	99%	99%
▼ Below Target	◀▶ On Target	▼ Below Target	◀▶ On Target		▲ Above Target		
Reason for Exceeding Target		The FY 2011 target in the CBJ was 100 percent of all passport applications processed within the targeted timeframe.					
Impact		Passports are issued to entitled U.S. applicants in a timely manner.					
Methodology		Targeted timeframe from fiscal years 2009 through 2014 is 4-6 weeks for routine applications and 2-3 weeks for expedited service. Updates to these targets will be made as necessary through revisions to the Department's website. Targeted timeframe prior to FY 2009 varied and is documented in previous Congressional Budget Justifications.					
Data Source and Quality		Passport workload statistics are collected by the Bureau of Consular Affairs. Data quality problems are clearly described in final reports and there is a regularized schedule of data in place to meet program management needs. Data is properly stored and readily available.					

### *Justification of Request*

The Department's FY 2013 request of \$17.4 million for the Bureau of Consular Affairs (CA) is in response to the Consular Realignment Initiative which seeks to align consular related activity. This initiative shifts Locally Employed (LE) overseas consular staff and related costs from the Regional Bureau to CA. An offsetting adjustment is reflected in each of the Regional Bureau requests. The requested amount provides base level funding for essential services to American citizens overseas. The Border Security Program chapter provides additional details on the fees that support domestic and overseas consular operations.

## D&CP – BUREAU OF CONSULAR AFFAIRS

### *Resource Summary*

	Positions					Funds (\$ in thousands)			
	American				Pos	Bureau	American	Funds	
	CS	FS Dom	Overseas	FSN	Total	Managed	Salaries	Total	
FY 2011 Actual	9	8	0	0	17	329	3,460	3,789	
FY 2012 Estimate	9	8	0	0	17	17,789	3,460	21,249	
FY 2013 Built-in Changes									
Domestic Inflation	0	0	0	0	0	5	0	5	
Total Built-in Changes	0	0	0	0	0	5	0	5	
FY 2013 Current Services	9	8	0	0	17	17,794	3,460	21,254	
FY 2013 Program Changes									
D&CP Consular Activity Shift to Fee Revenue	(9)	(8)	0	0	(17)	(317)	(3,460)	(3,777)	
Total Program Changes	(9)	(8)	0	0	(17)	(317)	(3,460)	(3,777)	
FY 2013 Request	0	0	0	0	0	17,477	0	17,477	

### *Staff by Program Activity*

(positions)

Bureau of Consular Affairs	FY 2011 Actual	FY 2012 Estimate	FY 2013 Request	Increase / Decrease
Conduct of Consular Relations	17	17	0	(17)
<b>Total</b>	<b>17</b>	<b>17</b>	<b>0</b>	<b>(17)</b>

### *Funds by Program Activity*

(\$ in thousands)

Bureau of Consular Affairs	FY 2011 Actual	FY 2012 Estimate	FY 2013 Request	Increase / Decrease
Conduct of Consular Relations	3,789	21,249	17,477	(3,772)
<b>Total</b>	<b>3,789</b>	<b>21,249</b>	<b>17,477</b>	<b>(3,772)</b>

## D&CP – BUREAU OF CONSULAR AFFAIRS

### *Program Activities*

Department Of State	Positions			Funds (\$ in thousands)			
	American		FSN	Pos Total	Bureau Managed	American Salaries	Funds Total
	Domestic	Overseas					
Conduct of Consular Relations	0	0	0	0	17,477	0	17,477
<b>Total</b>	<b>0</b>	<b>0</b>	<b>0</b>	<b>0</b>	<b>17,477</b>	<b>0</b>	<b>17,477</b>

### *Staff by Domestic Organization Unit* (positions)

Bureau of Consular Affairs	FY 2011 Actual	FY 2012 Estimate	FY 2013 Request	Increase / Decrease
Assistant Secretary for Consular Affairs	17	17	0	(17)
<b>Total</b>	<b>17</b>	<b>17</b>	<b>0</b>	<b>(17)</b>

### *Funds by Domestic Organization Unit* (\$ in thousands)

Bureau of Consular Affairs	FY 2011 Actual	FY 2012 Estimate	FY 2013 Request	Increase / Decrease
Assistant Secretary for Consular Affairs	3,630	12,652	9,031	(3,621)
Public Affairs and Policy Coordination	159	8,597	8,446	(151)
<b>Total</b>	<b>3,789</b>	<b>21,249</b>	<b>17,477</b>	<b>(3,772)</b>

### *Funds by Object Class* (\$ in thousands)

Bureau of Consular Affairs	FY 2011 Actual	FY 2012 Estimate	FY 2013 Request	Increase / Decrease
1100 Personnel Compensation	2,180	2,180	0	(2,180)
1200 Personnel Benefits	1,280	1,280	0	(1,280)
2100 Travel & Trans of Persons	329	318	307	(11)
2500 Other Services	0	17,471	17,170	(301)
<b>Total</b>	<b>3,789</b>	<b>21,249</b>	<b>17,477</b>	<b>(3,772)</b>

## D&CP – UNDER SECRETARY FOR MANAGEMENT

### *Resource Summary*

(\$ in thousands)

<b>Appropriations</b>	<b>FY 2011 Actual</b>	<b>FY 2012 Estimate</b>	<b>FY 2013 Request</b>	<b>Increase / Decrease</b>
American Positions	48	48	48	0
Funds	10,283	10,109	10,183	74

### *Program Description*

The Under Secretary for Management (M) is responsible for the people, resources, facilities, technology, and security of the Department of State. The Under Secretary serves as one of the Secretary's principal advisers on management issues and on all matters involving allocation of Department operating resources, including forward planning and control of positions, funds, and other worldwide Department resources in support of U.S. foreign policy objectives. The Under Secretary assesses the resource, security, and strategic goals related to the U.S. Government presence abroad to ensure appropriate interagency presence under Chief of Mission authority worldwide. The Under Secretary coordinates and oversees the Department's progress implementing the President's Accountable Government Initiative and provides advice and recommendations on cross-cutting government-wide issues.

The Under Secretary has direct line responsibility for the bureaus of Administration; Consular Affairs; Diplomatic Security; Human Resources; Information Resource Management; Overseas Buildings Operations; the Foreign Service Institute; the Office of Management Policy, Rightsizing and Innovation; the Office of Medical Services; Director of Diplomatic Reception Rooms; and the Office of White House Liaison. The Chief Financial Officer serves as a core member of the Under Secretary's senior management team.

The Under Secretary for Management is the focal point for special initiatives increasing the efficiency and effectiveness of the people, facilities, and systems used to implement U.S. foreign policy. The Under Secretary implements a data-driven approach to managing the Department and proliferates best practices world-wide. The Under Secretary leads the Greening Council that engages all Department bureaus and overseas posts on greening and sustainability issues and articulates information technology priorities as chairperson of the e-government Program Board.

### *Justification of Request*

The Department's FY 2013 request of \$10.2 million for the Under Secretary for Management, a \$74,000 net increase over the FY 2012 estimate, includes an increase of \$99,000 for domestic inflation and American COLA annualization and a decrease of \$25,000 for savings in administrative activities.

## D&CP – UNDER SECRETARY FOR MANAGEMENT

### *Resource Summary*

	Positions				Funds (\$ in thousands)			
	American			FSN	Pos	Bureau	American	Funds
	CS	FS Dom	Overseas		Total	Managed	Salaries	Total
FY 2011 Actual	31	17	0	0	48	4,622	5,661	10,283
FY 2012 Estimate	31	17	0	0	48	4,448	5,661	10,109
FY 2013 Built-in Changes								
Administrative Savings	0	0	0	0	0	(25)	0	(25)
American COLA	0	0	0	0	0	1	25	26
Domestic Inflation	0	0	0	0	0	73	0	73
Total Built-in Changes	0	0	0	0	0	49	25	74
FY 2013 Current Services	31	17	0	0	48	4,497	5,686	10,183
FY 2013 Request	31	17	0	0	48	4,497	5,686	10,183

### *Staff by Program Activity*

(positions)

Management	FY 2011 Actual	FY 2012 Estimate	FY 2013 Request	Increase / Decrease
Policy Formulation	48	48	48	0
Department Direction	48	48	48	0
<b>Total</b>	<b>48</b>	<b>48</b>	<b>48</b>	<b>0</b>

### *Funds by Program Activity*

(\$ in thousands)

Management	FY 2011 Actual	FY 2012 Estimate	FY 2013 Request	Increase / Decrease
Information Resource Management	220	220	220	0
Infrastructure Systems	220	220	220	0
Policy Formulation	10,063	9,889	9,963	74
Department Direction	10,063	9,889	9,963	74
<b>Total</b>	<b>10,283</b>	<b>10,109</b>	<b>10,183</b>	<b>74</b>

## D&CP – UNDER SECRETARY FOR MANAGEMENT

### *Program Activities*

Management (M)	Positions			Funds (\$ in thousands)			
	American		FSN	Pos Total	Bureau Managed	American Salaries	Funds Total
	Domestic	Overseas					
Information Resource Management	0	0	0	0	220	0	220
Infrastructure Systems	0	0	0	0	220	0	220
Policy Formulation	48	0	0	48	4,277	5,686	9,963
Department Direction	48	0	0	48	4,277	5,686	9,963
<b>Total</b>	<b>48</b>	<b>0</b>	<b>0</b>	<b>48</b>	<b>4,497</b>	<b>5,686</b>	<b>10,183</b>

### *Staff by Domestic Organization Unit* (positions)

Management	FY 2011 Actual	FY 2012 Estimate	FY 2013 Request	Increase / Decrease
Office of Management Policy, Rightsizing, and Innovation (M/PRI)	30	30	30	0
Under Secretary for Management	14	14	14	0
White House Liaison	4	4	4	0
<b>Total</b>	<b>48</b>	<b>48</b>	<b>48</b>	<b>0</b>

## D&CP – UNDER SECRETARY FOR MANAGEMENT

### *Funds by Domestic Organization Unit*

(\$ in thousands)

Management	FY 2011 Actual	FY 2012 Estimate	FY 2013 Request	Increase / Decrease
Office of Management Policy, Rightsizing, and Innovation (M/PRI)	6,896	6,768	6,819	51
Under Secretary for Management	2,914	2,871	2,891	20
White House Liaison	473	470	473	3
<b>Total</b>	<b>10,283</b>	<b>10,109</b>	<b>10,183</b>	<b>74</b>

### *Funds by Object Class*

(\$ in thousands)

Management	FY 2011 Actual	FY 2012 Estimate	FY 2013 Request	Increase / Decrease
1100 Personnel Compensation	4,426	4,419	4,440	21
1200 Personnel Benefits	1,435	1,434	1,440	6
2100 Travel & Trans of Persons	635	611	618	7
2300 Rents, Comm & Utilities	350	337	341	4
2400 Printing & Reproduction	40	38	39	1
2500 Other Services	2,822	2,716	2,691	(25)
2600 Supplies and Materials	225	217	219	2
3100 Personal Property	350	337	395	58
<b>Total</b>	<b>10,283</b>	<b>10,109</b>	<b>10,183</b>	<b>74</b>



## D&CP – BUREAU OF RESOURCE MANAGEMENT

### *Resource Summary*

(\$ in thousands)

<b>Appropriations</b>	<b>FY 2011 Actual</b>	<b>FY 2012 Estimate</b>	<b>FY 2013 Request</b>	<b>Increase / Decrease</b>
American Positions	557	557	557	0
Funds	155,836	140,611	142,087	1,476

### *Program Description*

The Bureau of Resource Management (RM), led by the Chief Financial Officer, administers and oversees the Department's strategic and performance planning, budgeting, global financial services, and financial management functions. Core activities include: strategic and performance planning; budget formulation and execution for the Department's programs and operations; financial reporting; accounting; payroll; and financial services to missions overseas, including other U.S. Government agencies. The Department now manages domestic and overseas financial operations for approximately 261 posts in 183 countries and transacts business in over 150 currencies from the Global Financial Service center in Charleston, South Carolina, with a supporting financial services center in Bangkok, Thailand. RM serves nearly 100,000 customers, including more than 40 U.S. Government agencies in every corner of the world, twenty-four hours a day and seven days a week.

The Bureau has four primary financial priorities:

- Link resource requirements to priorities and planning
- Request, allocate, and execute financial resources
- Report on, account for, and analyze use of resources
- Increase the strength and capability of the Department's financial management team

RM works closely with counterparts in OMB, Congress, DOD, USAID, Treasury, and other foreign affairs agencies to secure and manage the needed resources to advance U.S. foreign policy priorities. The Bureau formulates State Operations budgets that fund the Administration's foreign policy objectives, and coordinates with the Office of U.S. Foreign Assistance Resources to ensure the integration of State Operations resource requests with Foreign Operations requests, resulting in an integrated budget submission to OMB and the Congress. Integration of budget and performance provides the Department's leadership with the information needed to make informed performance-based resource decisions.

RM will continue to serve the Department and meet the needs of its domestic and international customers by leveraging best business practices and new technologies. While modernizing major corporate financial management systems and consolidating financial operations, RM is adopting new technologies to improve and reengineer business processes. RM is proactive in career development of the financial management staff and ensures that the staff's skills are utilized effectively to achieve corporate financial management objectives.

RM's primary efforts for FY 2013 will include working effectively with Congress to secure the requested resources, and identifying cost-effective solutions to emergent requirements, including crosscutting budget issues. RM will improve strategic planning processes throughout the Department, in collaboration with USAID, and at overseas missions, by enabling a more robust capability to evaluate program effectiveness and outcomes, and develop better and more measured performance. RM will also continue

## D&CP – BUREAU OF RESOURCE MANAGEMENT

to develop superior financial systems, reporting, and analysis capabilities. Department priorities for RM also include improved interagency coordination of resources, especially through ICASS, the Interagency Resources Planning Office, and the Office of Strategic and Performance Planning. These efforts will be made possible by continuing to standardize and centralize financial operations, where proven effective; and by continuing to increase RM capacity as the central bureau for financial management activities and personnel across the Department. Further, RM will serve a lead role in continuing to improve the Department's ability to meet financial audit and external reporting requirements.

### *Performance*

Transparency and accountability in financial reporting is a core competency of world-class finance organizations. This indicator demonstrates that Department financial information is used on a day-to-day basis to obtain the best performance and ensure accountability to the American public. The Independent Auditor (IA) issued an unqualified opinion on time for the Department's FY 2011 Statements of Budgetary Resources and Net Cost, and a qualified opinion for the Balance Sheet and Statement of Changes in Net Position due to a material weakness in the reporting of after-employment benefits for locally employed staff (LES). The Secretary issued a qualified statement of assurance for internal control over financial reporting for the aforementioned material weakness.

<b>Strategic Goal 7: Build a 21st century workforce; and achieve U.S. government operational and consular efficiency and effectiveness, transparency and accountability; and a secure U.S. government presence internationally</b>							
Active Performance Indicator		Agency Financial Report is issued on-time with an unqualified Statement of Assurance on Internal Controls Over Financial Reporting; financial statements achieve an unqualified audit opinion.					
Prior Year Results and Ratings				FY 2011		Planned Targets	
FY 2007	FY 2008	FY 2009	FY 2010	Target	Result and Rating	FY 2012	FY 2013
N/A	Yes	No	Yes	Yes	No	Yes	Yes
New Indicator, No Rating	◀▶ On Target	▼ Below Target	◀▶ On Target		▼ Below Target		
Steps to Improve		Accounting for the worldwide complex after-employment benefits for overseas LE staff present unique challenges and there was insufficient time for the IA to perform auditing procedures and satisfy themselves as to the accuracy of these amounts by the November 15, 2011 deadline. The Department has developed a corrective action plan and will collaborate with the OIG and IA on execution of the plan.					
Impact		No adverse impact on agency financial operations and the Department is committed to addressing these issues.					
Methodology		A review of annual financial statements by an independent auditor is based on standard federal auditing procedures required by the CFO Act. Determination of the fiscal year result is based on a review of the independent auditor's report on annual financial statements and the Annual Statement of Assurance recommended by the Management Control Steering Committee and signed by The Secretary.					

## D&CP – BUREAU OF RESOURCE MANAGEMENT

Data Source and Quality	Annual Agency Financial Report, Independent Auditor's Report, Office of Inspector General Reports, minutes from Senior Assessment Team and Management Control Steering Committee meetings. The Data Quality Assessment revealed no significant data limitations.
-------------------------	--

A timely payment indicator was chosen to reflect the critical need to maintain cash flow in the ICASS Working Capital Fund (WCF). A training satisfaction indicator was chosen because the ability of customers and service providers to understand and carry out their responsibilities under ICASS is critical to its success in support of the larger diplomatic mission overseas. For FY 2013, the bureau removed the average customer satisfaction rating for the Management Officer/Council Chair workshop as an indicator because the current budget climate has made it very difficult to conduct this workshop. For FY 2013, the target for percentage of posts that received an "A" on their ICASS Budget Scorecard was reduced from 95 percent to 80 percent to reflect the more intense scrutiny given to the budget and the complexity of some of the elements.

<b>Strategic Goal 7: Build a 21st century workforce; and achieve U.S. government operational and consular efficiency and effectiveness, transparency and accountability; and a secure U.S. government presence internationally</b>							
Active Performance Indicator		Quality of ICASS system measured by: percentage of invoiced amounts received in first 90 days of fiscal year; average customer satisfaction rating for the Management Officer/Council Chair (MO/CC) workshops (out of 5); percentage of posts that receive an "A" on their ICASS Budget Scorecard.					
Prior Year Results and Ratings				FY 2011		Planned Targets	
FY 2007	FY 2008	FY 2009	FY 2010	Target	Result and Rating	FY 2012	FY 2013
N/A	95.6%; MO/CC 4.35; 4.22%	95%; MO/CC 3.27; 88.5%	99.96%; MO/CC 3.17; 87%	95%; MO/CC N/A; 95%	99%; MO/CC N/A; 78%	95%; MO/CC N/A 95%	95%; 80%
	New Indicator, No Rating	▼ Below Target	▼ Below Target		▲ Above Target		
Reason for Exceeding Target	Exceeded target In FY 2011 due to ICASS assertively communicating and streamlining invoice payment process and accountability. Shortfall due to ICASS replacing several scorecard elements with more complex financial management verifications. MO/CC will not be conducted in FY 2011 and FY 2012						
Impact	Exceeded: Results yield an improved cash flow in the ICASS Working Capital Fund as well as derived savings from eliminating duplication. Shortfall: ISC will need to more aggressively train, communicate and collaborate with field.						
Methodology	Indicator was chosen to reflect the critical need to maintain cash flow in ICASS WCF. The training satisfaction indicator was chosen because the ability of customers and service providers to understand and carry out their responsibilities under ICASS is critical to its success in support of larger diplomatic mission overseas.						

## D&CP – BUREAU OF RESOURCE MANAGEMENT

Data Source and Quality	Data on receipts is from Accounts Receivable staff at GFS Charleston and is reliable. Data on training is from surveys conducted by RM/ICASS staff at the time training is delivered. Training data sources are surveys completed at the time training is delivered. Assessments are based on objective criteria conducted by at least two subject matter experts (SMEs).
-------------------------	---

The measure is the cumulative result of more than 100 performance metrics reviewed on a monthly basis, across all corporate financial services and locations. The metrics are a key and integrated part of the Office of Global Financial Services' (GFS) ISO-9001:2008 certified Quality Management System (QMS).

Strategic Goal 7: Build a 21st century workforce; and achieve U.S. government operational and consular efficiency and effectiveness, transparency and accountability; and a secure U.S. government presence internationally							
Active Performance Indicator	Quality of the Department's financial services as measured by the percentage of aggressive monthly ISO 9001 performance metric goals met or exceeded for the Department's core financial operations.						
Prior Year Results and Ratings				FY 2011		Planned Targets	
FY 2007	FY 2008	FY 2009	FY 2010	Target	Result and Rating	FY 2012	FY 2013
60% [Baseline]	68%  ◀▶ On Target	88%  ▲ Above Target	77%  ▲ Above Target	80%	85.2%  ▲ Above Target	80%	80%
Reason for Exceeding Target	Strong focus on operational performance measures across the RM Global Financial Services organization by both staff and management, as part of their ISO 9001 certified Quality Management System and commitment to continuous improvement.						
Impact	Measures the performance on more than 100 key financial operational measures on a monthly basis, reflecting the delivery of high quality financial services to the Department and other agency customers, globally.						
Methodology	ISO 9001 standards are set by the International Organization for Standardization and available at <a href="http://www.iso.org/">http://www.iso.org/</a> .						
Data Source and Quality	Monthly ISO 9001 certified Quality Management System key metrics for all GFS financial operations and customer satisfaction surveys. The Data Quality Assessment revealed no significant data limitations.						

### *Justification of Request*

The Department's FY 2013 resource request for the Bureau of Resource Management is \$142.1 million, an increase of \$1.5 million above the FY 2012 Estimate, which includes funding for the Bureau's 557 positions. The request includes an increase of \$2.0 million of which \$1.4 million is for inflation and

## D&CP – BUREAU OF RESOURCE MANAGEMENT

salary adjustments, and \$600,000 to enhance the Department’s program evaluation capability. The request also reflects a reduction of \$503,000 for administrative efficiency savings.

The base funding level for RM ensures that the Bureau can meet all its performance targets in support of the Department’s financial requirements and responsibilities. Approximately half of the total Bureau Managed Funds go toward Operations and Maintenance of the numerous planning, budgeting, and financial systems the Bureau operates. These system platforms are vital for the financial well-being of the Department. The other half of the Bureau Managed Funds goes to both domestic and overseas operations and policy. The Global Financial Service Center in Charleston is a fully integrated team of FTE and contractors that operate under the stringent performance metrics of ISO-9001. They measure over 100 key financial operations on a monthly basis, reflecting the delivery of high quality financial services to the Department and other agency customers globally.

The vast majority of the system work and half of the work force at the Global Financial Service Center is performed through contracts. Maintaining this current level of effort in FY 2013 will again be a performance objective.

The Bureau’s request will also allow approximately 12 program evaluations to be conducted in other Department Bureaus. Under the aegis of the Quadrennial Diplomacy and Development Review (QDDR) implementation effort, the Department and USAID revised State’s evaluation policy to make it more proactive and integrated with other budget and performance processes. This revised evaluation policy includes specific objectives and criteria for performance. These evaluations are required to strengthen the Department’s program evaluation effort.

### *Resource Summary*

	Positions					Funds (\$ in thousands)		
	American				Pos Total	Bureau Managed	American Salaries	Funds Total
	CS	FS Dom	Overseas	FSN				
FY 2011 Actual	524	23	10	0	557	94,437	61,399	155,836
FY 2012 Estimate	524	23	10	0	557	79,212	61,399	140,611
FY 2013 Built-in Changes								
Administrative Savings	0	0	0	0	0	(503)	0	(503)
American COLA	0	0	0	0	0	257	283	540
Domestic Inflation	0	0	0	0	0	331	0	331
Overseas Price Inflation	0	0	0	0	0	508	0	508
Total Built-in Changes	0	0	0	0	0	593	283	876
FY 2013 Current Services	524	23	10	0	557	79,805	61,682	141,487
FY 2013 Program Changes								
Program Evaluations	0	0	0	0	0	600	0	600
Total Program Changes	0	0	0	0	0	600	0	600
FY 2013 Request	524	23	10	0	557	80,405	61,682	142,087

## D&CP – BUREAU OF RESOURCE MANAGEMENT

### *Staff by Program Activity* (positions)

Bureau of Resource Management	FY 2011 Actual	FY 2012 Estimate	FY 2013 Request	Increase / Decrease
Conduct of Diplomatic Relations	10	10	10	0
Overseas Financial Services	10	10	10	0
Domestic Administrative Support	442	442	442	0
Domestic Administrative Management	11	11	11	0
Domestic Financial Services	426	426	426	0
Domestic Personnel Services	5	5	5	0
Domestic Work Space	23	23	23	0
Domestic Financial Services	23	23	23	0
Information Resource Management	42	42	42	0
Corporate Information Systems and Services	40	40	40	0
Infrastructure Systems	2	2	2	0
Overseas Program Support	30	30	30	0
Overseas Financial Services	30	30	30	0
Policy Formulation	10	10	10	0
Bureau Direction	10	10	10	0
<b>Total</b>	<b>557</b>	<b>557</b>	<b>557</b>	<b>0</b>

## D&CP – BUREAU OF RESOURCE MANAGEMENT

### *Funds by Program Activity*

(\$ in thousands)

Bureau of Resource Management	FY 2011 Actual	FY 2012 Estimate	FY 2013 Request	Increase / Decrease
Domestic Administrative Support	50,944	41,782	43,258	1,476
Domestic Administrative Management	16,338	7,626	8,819	1,193
Domestic Financial Services	34,244	33,794	34,077	283
Domestic Personnel Services	362	362	362	0
Information Resource Management	52,256	53,201	53,201	0
Corporate Information Systems and Services	52,026	52,971	52,971	0
Infrastructure Systems	230	230	230	0
Overseas Program Support	36,228	29,944	29,944	0
International Cooperative Administrative Support Services (ICASS)	13,901	9,758	9,758	0
Overseas Administrative Management	3,442	1,301	1,301	0
Overseas Financial Services	18,885	18,885	18,885	0
Policy Formulation	16,408	15,321	15,321	0
Bureau Direction	16,408	15,321	15,321	0
Public Diplomacy	0	363	363	0
<b>Total</b>	<b>155,836</b>	<b>140,611</b>	<b>142,087</b>	<b>1,476</b>

## D&CP – BUREAU OF RESOURCE MANAGEMENT

### *Program Activities*

Department Of State	Positions			Funds (\$ in thousands)			
	American		FSN	Pos Total	Bureau Managed	American Salaries	Funds Total
	Domestic	Overseas					
Conduct of Diplomatic Relations	0	10	0	10	0	0	0
Overseas Financial Services	0	10	0	10	0	0	0
Domestic Administrative Support	442	0	0	442	16,933	26,325	43,258
Domestic Administrative Management	11	0	0	11	6,466	2,353	8,819
Domestic Financial Services	426	0	0	426	10,467	23,610	34,077
Domestic Personnel Services	5	0	0	5	0	362	362
Domestic Work Space	23	0	0	23	0	0	0
Domestic Financial Services	23	0	0	23	0	0	0
Information Resource Management	42	0	0	42	36,376	16,825	53,201
Corporate Information Systems and Services	40	0	0	40	36,376	16,595	52,971
Infrastructure Systems	2	0	0	2	0	230	230
Overseas Program Support	30	0	0	30	12,659	17,285	29,944
International Cooperative Administrative Support Services (ICASS)	0	0	0	0	408	9,350	9,758
Overseas Administrative Management	0	0	0	0	1,301	0	1,301
Overseas Financial Services	30	0	0	30	10,950	7,935	18,885
Policy Formulation	10	0	0	10	14,074	1,247	15,321
Bureau Direction	10	0	0	10	14,074	1,247	15,321
Public Diplomacy	0	0	0	0	363	0	363
<b>Total</b>	<b>547</b>	<b>10</b>	<b>0</b>	<b>557</b>	<b>80,405</b>	<b>61,682</b>	<b>142,087</b>



## D&CP – BUREAU OF RESOURCE MANAGEMENT

### *Staff by Domestic Organization Unit* (positions)

Bureau of Resource Management	FY 2011 Actual	FY 2012 Estimate	FY 2013 Request	Increase / Decrease
Chief Financial Officer (Comptroller)	14	14	14	0
Deputy Assistant Secretary for Budget & Planning	62	62	62	0
Deputy Assistant Secretary for Financial Services	328	328	328	0
Deputy Assistant Secretary for Strategic and Program Planning	17	17	17	0
Deputy Chief Financial Officer	92	92	92	0
Executive Office	34	34	34	0
<b>Total</b>	<b>547</b>	<b>547</b>	<b>547</b>	<b>0</b>

### *Funds by Domestic Organization Unit* (\$ in thousands)

Bureau of Resource Management	FY 2011 Actual	FY 2012 Estimate	FY 2013 Request	Increase / Decrease
Chief Financial Officer (Comptroller)	5,018	4,878	4,878	0
Deputy Assistant Secretary for Budget & Planning	14,971	16,522	16,805	283
Deputy Assistant Secretary for Financial Services	50,985	50,535	50,535	0
Deputy Assistant Secretary for Strategic and Program Planning	3,384	1,833	1,833	0
Deputy Chief Financial Officer	59,192	57,051	57,051	0
Executive Office	22,286	9,429	10,622	1,193
Public Diplomacy	0	363	363	0
<b>Total</b>	<b>155,836</b>	<b>140,611</b>	<b>142,087</b>	<b>1,476</b>

### *Staff by Post* (positions)

Bureau of Resource Management (RM)	FY 2011 Actual			FY 2012 Estimate			FY 2013 Request			Increase/ Decrease		
	Amer	FSN	Total	Amer	FSN	Total	Amer	FSN	Total	Amer	FSN	Total
FSC Bangkok	9	0	9	9	0	9	9	0	9	0	0	0
France, Paris	1	0	1	1	0	1	1	0	1	0	0	0
<b>Total</b>	<b>10</b>	<b>0</b>	<b>10</b>	<b>10</b>	<b>0</b>	<b>10</b>	<b>10</b>	<b>0</b>	<b>10</b>	<b>0</b>	<b>0</b>	<b>0</b>

## D&CP – BUREAU OF RESOURCE MANAGEMENT

### *Funds by Object Class*

(\$ in thousands)

Bureau of Resource Management	FY 2011 Actual	FY 2012 Estimate	FY 2013 Request	Increase / Decrease
1100 Personnel Compensation	41,676	41,688	41,901	213
1200 Personnel Benefits	29,397	21,056	21,141	85
2100 Travel & Trans of Persons	1,383	1,423	1,446	23
2200 Transportation of Things	10	11	11	0
2300 Rents, Comm & Utilities	7,559	7,559	7,680	121
2400 Printing & Reproduction	912	912	927	15
2500 Other Services	71,065	63,948	63,445	(503)
2600 Supplies and Materials	407	457	464	7
3100 Personal Property	3,427	3,557	5,072	1,515
<b>Total</b>	<b>155,836</b>	<b>140,611</b>	<b>142,087</b>	<b>1,476</b>

## D&CP – BUREAU OF HUMAN RESOURCES

### *Resource Summary*

(\$ in thousands)

Appropriations	FY 2011 Actual	FY 2012 Estimate	FY 2013 Request	Increase / Decrease
American Positions	516	516	516	0
Funds	159,927	154,649	155,139	490

### *Program Description*

The Bureau of Human Resources' (HR) mission spans the full course of employees' service with the Department, starting before they are hired and continuing after they have retired. HR is responsible for recruiting and hiring new employees; providing benefits, compensation, and support for those employees and their families; handling assignments and transfers of Foreign Service (FS) employees; evaluating, developing, identifying, and facilitating appropriate training for personnel throughout their careers at the Department; and maintaining contact with employees after retirement. HR embraces the critical task of aligning the diverse skills and capabilities of American and foreign national employees with positions domestically and at 274 posts worldwide to effectively carry out the Department's goals and priorities.

HR's principal task is ensuring that the Department has the right people in the right place at the right time with the right skills. Maintaining the highest standards of operational readiness is a challenging undertaking as service at the most difficult and dangerous posts continues, and the Department faces the potential loss of expertise and experience through impending Civil Service (CS) and Foreign Service (FS) retirements. To address these needs, the Department continues to build civilian capacity and strengthen diplomacy through the Diplomacy 3.0 initiative that is having a wide-ranging impact on the conduct of diplomacy, development, and defense.

The Department's foreign policy objectives have also led to strategic growth of language-designated positions. Proficiency in languages such as Arabic and Chinese is required to conduct outreach to foreign audiences, negotiate and consult with other governments, and effectively assist American citizens at embassies and consulates around the world. Personnel are serving in more remote, more dangerous, and more isolated locations – and HR must ensure that they receive the support and training they need to succeed in those posts, as well as when they move on to their next assignment or return home.

In meeting the Department's personnel needs, the goal is to work smart, reward innovation, increase transparency, and gain customer satisfaction. The Department has adapted the recruiting, hiring, and assignments processes in line with policy priorities, as well as increasing support to employees and families experiencing unaccompanied tours. The Department is also pursuing ways to take care of the dedicated Locally Employed staff who play a critical role in supporting overseas missions, sometimes at great personal risk, and maintaining a strong and positive relationship with FS retirees after their careers have ended. The Department continues its efforts to improve the way personnel actions are initiated and processed by replacing paper forms with online applications. In seeking ways to more effectively and efficiently deliver HR services throughout the Department, implementation of a "tiered-services" concept is well underway, and consolidates human resource functions across bureaus and introduces a customer service call center.

## D&CP – BUREAU OF HUMAN RESOURCES

### *Performance*

The Department is committed to fully staffing our overseas missions in support of critical foreign policy objectives, as defined by the President and the Secretary. This indicator measures the Department's progress in reducing overseas vacancies.

<b>Strategic Goal 7: Build a 21st century workforce; and achieve U.S. government operational and consular efficiency and effectiveness, transparency and accountability; and a secure U.S. government presence internationally</b>							
Active Performance Indicator		Percentage of overseas positions that are vacant					
Prior Year Results and Ratings				FY 2011		Planned Targets	
FY 2007	FY 2008	FY 2009	FY 2010	Target	Result and Rating	FY 2012	FY 2013
N/A	N/A	5%	16.7%	8%	14%	6%	4%
		New Indicator, No Rating	▼ Below Target		▼ Below Target		
Steps to Improve		The vacancy rate went down as new Foreign Service employees hired in 2010 completed training and deployed overseas. Due to budget constraints, the Department has slowed the intake of new employees and extended its timeline for closing the staffing gap by an additional five years.					
Impact		Increased staffing of overseas positions allows us to meet U.S. Government foreign policy priorities by providing resources for policy development and infrastructure support.					
Methodology		The annual percentage of vacant overseas Foreign Service (FS) positions will be calculated by taking a weighted average of quarterly overseas vacancy rates. Quarterly overseas vacancy rates are calculated as the percentage of overseas positions not filled.					
Data Source and Quality		Global Employment Management System (GEMS) will be the data source to provide vacancy rates of the Department's overseas positions. The Data Quality Assessment revealed no significant limitations.					

To meet the demands of U.S. foreign policy priorities, the Department needs to fill Civil Service (CS) vacancies that will support policy implementation and a more robust global presence. This indicator will measure the gap between authorized positions versus the number of CS employees filling positions.

## D&CP – BUREAU OF HUMAN RESOURCES

<b>Strategic Goal 7: Build a 21st century workforce; and achieve U.S. government operational and consular efficiency and effectiveness, transparency and accountability; and a secure U.S. government presence internationally</b>							
Active Performance Indicator		Vacancy rate for Civil Service positions.					
Prior Year Results and Ratings				FY 2011		Planned Targets	
FY 2007	FY 2008	FY 2009	FY 2010	Target	Result and Rating	FY 2012	FY 2013
N/A	N/A	9.8% [Baseline]  New Indicator, No Rating	8.5%  ▲ Above Target	7%	7.3%  ▼ Below Target	6%	5%
Steps to Improve		In FY2012, State plans to conduct information sessions to brief the HR community on best hiring practices. HR will present solutions and strategies to assist Shared Service Providers (SSPs). State will also conduct progress meetings to assess the hiring process and provide the SSPs helpful reporting tools needed to “self” monitor their individual time-to-hire results and processes.					
Impact		The Department continues to improve its Civil Service hiring procedures in accordance with OPM guidelines.					
Methodology		The annual percentage of vacant Civil Service (CS) positions will be calculated by taking a weighted average of quarterly vacancy rates. Quarterly CS vacancy rates are calculated as the percent of authorized positions not filled.					
Data Source and Quality		Global Employment Management Systems (GEMS) and HR/RMA data. The Data Quality Assessment revealed no significant limitations.					

### *Justification of Request*

The FY 2013 request of \$155.1 million for the HR bureau is a net increase of \$490,000 over the FY 2012 Estimate level. The request predominantly includes the administrative support needed to meet the Department’s hiring targets and support the increase in employees hired under Diplomacy 3.0. Over 30 percent of FS and 37 percent of CS employees have less than five years of experience and require development and mentoring support. The increase is modest as a result of the Department’s aggressive campaign to cut waste through the Administrative Savings Initiative.

The growth of the Department presents organizational and process challenges to sustain effective and efficient delivery of mandatory services. HR will manage change largely within existing funding levels to implement Quadrennial Diplomacy and Development Review (QDDR) human resource reforms. HR resources will also support personnel management workload increases required to carry out the Department’s Joint Strategic Goal of building a 21st Century workforce by ensuring a high-quality workforce with appropriate skill sets for today’s global context, supported by modern, secure infrastructure and operational capabilities.

## D&CP – BUREAU OF HUMAN RESOURCES

### *Resource Summary*

	Positions					Funds (\$ in thousands)		
	American				Pos	Bureau	American	Funds
	CS	FS Dom	Overseas	FSN	Total	Managed	Salaries	Total
FY 2011 Actual	419	97	0	0	516	101,335	58,592	159,927
FY 2012 Estimate	419	97	0	0	516	96,057	58,592	154,649
FY 2013 Built-in Changes								
Administrative Savings	0	0	0	0	0	(567)	0	(567)
American COLA	0	0	0	0	0	378	257	635
Domestic Inflation	0	0	0	0	0	422	0	422
Total Built-in Changes	0	0	0	0	0	233	257	490
FY 2013 Current Services	419	97	0	0	516	96,290	58,849	155,139
FY 2013 Request	419	97	0	0	516	96,290	58,849	155,139

### *Staff by Program Activity*

(positions)

Bureau of Human Resources	FY 2011 Actual	FY 2012 Estimate	FY 2013 Request	Increase / Decrease
Domestic Administrative Support	415	415	415	0
Information Resource Management	33	33	33	0
Overseas Program Support	55	55	55	0
Policy Formulation	13	13	13	0
<b>Total</b>	<b>516</b>	<b>516</b>	<b>516</b>	<b>0</b>

### *Funds by Program Activity*

(\$ in thousands)

Bureau of Human Resources	FY 2011 Actual	FY 2012 Estimate	FY 2013 Request	Increase / Decrease
Domestic Administrative Support	108,774	107,429	107,037	(392)
Information Resource Management	30,741	26,741	26,756	15
Medical Services	6,953	6,977	7,814	837
Workers Compensation	6,953	6,977	7,814	837
Overseas Program Support	12,120	12,163	12,187	24
Policy Formulation	1,339	1,339	1,345	6
<b>Total</b>	<b>159,927</b>	<b>154,649</b>	<b>155,139</b>	<b>490</b>

## D&CP – BUREAU OF HUMAN RESOURCES

### *Program Activities*

Department Of State	Positions			Funds (\$ in thousands)			
	American		FSN	Pos	Bureau	American	Funds
	Domestic	Overseas		Total	Managed	Salaries	Total
Domestic Administrative Support	415	0	0	415	58,633	48,404	107,037
Information Resource Management	33	0	0	33	23,343	3,413	26,756
Medical Services	0	0	0	0	7,814	0	7,814
Workers Compensation	0	0	0	0	7,814	0	7,814
Overseas Program Support	55	0	0	55	6,500	5,687	12,187
Policy Formulation	13	0	0	13	0	1,345	1,345
<b>Total</b>	<b>516</b>	<b>0</b>	<b>0</b>	<b>516</b>	<b>96,290</b>	<b>58,849</b>	<b>155,139</b>

### *Staff by Domestic Organization Unit* (positions)

Bureau of Human Resources	FY 2011 Actual	FY 2012 Estimate	FY 2013 Request	Increase / Decrease
Career Development & Assignments	86	86	86	0
Civil Service Human Resource Management	35	35	35	0
Director General of the Foreign Service	10	10	10	0
Employee Relations	34	34	34	0
Executive Office	88	88	88	0
Family Liaison Office	22	22	22	0
Grievance Staff	10	10	10	0
Human Resource Services Provider	26	26	26	0
Human Resources Shared Services	40	40	40	0
Office of Casualty Assistance	3	3	3	0
Office of Policy Coordination	6	6	6	0
Overseas Employment	34	34	34	0
Performance Evaluation	16	16	16	0
Recruitment, Examination and Employment	51	51	51	0
Resource Mgmt and Organization Analysis	29	29	29	0
Retirement	26	26	26	0
<b>Total</b>	<b>516</b>	<b>516</b>	<b>516</b>	<b>0</b>

*This page intentionally left blank*



**D&CP – BUREAU OF HUMAN RESOURCES-SPECIAL COMPLEMENT**

***Resource Summary***

(\$ in thousands)

<b>Appropriations</b>	<b>FY 2011 Actual</b>	<b>FY 2012 Estimate</b>	<b>FY 2013 Request</b>	<b>Increase / Decrease</b>
American Positions	868	841	841	0
Funds	121,520	114,992	115,521	529

***Program Description***

The Bureau of Human Resources administers a special complement of positions as part of its overall management of human resources. This special complement is for initial orientation, training of new recruits, and career development assignments for Civil Service and Foreign Service personnel. Employees spend a limited amount of time in these positions either before assignments or on special assignments, and then return to their regular positions within the Department.

The special complement includes the following types of positions:

**Entry-Level Officer Training**

Positions that are used for intake of entry level officers and specialists while in initial domestic orientation training. Entry level officers typically spend three to four months in orientation and basic training prior to being assigned to an overseas position. There are currently 561 positions established for Entry-Level Officer training.

**Faculty Advisors**

Positions at various military facilities which have quotas for enrollment of Department of State personnel. These advisors typically teach courses, provide guidance and counseling for Department students, serve as the Department’s liaisons with the institutions, and serve as senior advisors to the commandants/presidents of the institutions. There are currently 30 positions established as Faculty Advisors.

**Assignment to Non-Governmental Organizations (NGOs)**

Positions used to assign or detail employees to non-governmental organizations such as the Carnegie Foundation and the Council on Foreign Relations, as well as the Diplomats-in-Residence program. There are currently 30 positions dedicated to NGO assignments.

**Non-Reimbursable Details**

Positions used to detail employees to other executive departments on a non-reimbursable basis. There are currently 40 positions serving non-reimbursable details.

**Other Human Resources Special Complement**

Positions used for appropriate education, training, and professional development and exchanges. There are currently 110 positions dedicated to this program.

**Presidential Management Fellow Program**

Positions for the Government-wide program to recruit graduate students upon completion of their degree for an initial two-year appointment. There are currently 50 positions supporting this program.

## D&CP – BUREAU OF HUMAN RESOURCES-SPECIAL COMPLEMENT

### Special Domestic Assignment Program (SDAP)

Positions established to allow the assignment or detail of employees to the Congress and state/local government agencies. There are currently 18 positions supporting this program.

### Una Chapman Cox Sabbatical Leave Program

Allows a twelve-month sabbatical for Foreign Service employees with exceptional performance and potential to pursue a project mutually beneficial to the employee and the Department. The Department continues to pay the employee's salary and benefits. The Una Chapman Cox Foundation funds all other expenses of the project. There are currently two (2) positions dedicated to the program.

### *Justification of Request*

The Department's FY 2013 request of \$115.5 million is \$529,000 above the FY 2012 Estimate. It includes funding to continue ongoing operations and support the 2013 American pay raise.

### *Resource Summary*

	Positions				Funds (\$ in thousands)			
	American			FSN	Pos Total	Bureau Managed	American Salaries	Funds Total
	CS	FS Dom	Overseas					
FY 2011 Actual	84	753	31	0	868	6,479	115,041	121,520
FY 2012 Estimate	84	726	31	0	841	3,931	111,061	114,992
FY 2013 Built-in Changes								
American COLA	0	0	0	0	0	31	498	529
Total Built-in Changes	0	0	0	0	0	31	498	529
FY 2013 Current Services	84	726	31	0	841	3,962	111,559	115,521
FY 2013 Request	84	726	31	0	841	3,962	111,559	115,521

## D&CP – BUREAU OF HUMAN RESOURCES-SPECIAL COMPLEMENT

### *Staff by Program Activity* (positions)

Bureau of Human Resources-Special Complement	FY 2011 Actual	FY 2012 Estimate	FY 2013 Request	Increase / Decrease
Domestic Administrative Support	868	841	841	0
Specialized Employee Assignments	868	841	841	0
<b>Total</b>	<b>868</b>	<b>841</b>	<b>841</b>	<b>0</b>

### *Funds by Program Activity* (\$ in thousands)

Bureau of Human Resources-Special Complement	FY 2011 Actual	FY 2012 Estimate	FY 2013 Request	Increase / Decrease
Domestic Administrative Support	121,520	114,992	115,521	529
Specialized Employee Assignments	121,520	114,992	115,521	529
<b>Total</b>	<b>121,520</b>	<b>114,992</b>	<b>115,521</b>	<b>529</b>

### *Program Activities*

Department Of State	Positions			Funds (\$ in thousands)			
	American		FSN	Pos Total	Bureau Managed	American Salaries	Funds Total
	Domestic	Overseas					
Domestic Administrative Support	810	31	0	841	3,962	111,559	115,521
Specialized Employee Assignments	810	31	0	841	3,962	111,559	115,521
<b>Total</b>	<b>810</b>	<b>31</b>	<b>0</b>	<b>841</b>	<b>3,962</b>	<b>111,559</b>	<b>115,521</b>

## D&CP – BUREAU OF HUMAN RESOURCES-SPECIAL COMPLEMENT

### *Staff by Domestic Organization Unit* (positions)

Bureau of Human Resources-Special Complement	FY 2011 Actual	FY 2012 Estimate	FY 2013 Request	Increase / Decrease
Entry-Level Officer Training	561	561	561	0
Faculty Advisors	30	30	30	0
Non-Governmental Organizations	30	30	30	0
Non-Reimbursable Details	40	40	40	0
Other Human Resources-Special Complement	137	110	110	0
Presidential Management Fellows	50	50	50	0
Special Domestic Assignment Program (SDAP)	18	18	18	0
Una Chapman Cox Sabbatical Leave Fellowship Program	2	2	2	0
<b>Total</b>	<b>868</b>	<b>841</b>	<b>841</b>	<b>0</b>

### *Funds by Domestic Organization Unit* (\$ in thousands)

Bureau of Human Resources-Special Complement	FY 2011 Actual	FY 2012 Estimate	FY 2013 Request	Increase / Decrease
Entry-Level Officer Training	71,308	71,308	71,308	0
Faculty Advisors	4,513	4,513	4,513	0
Non-Governmental Organizations	4,513	4,513	4,513	0
Non-Reimbursable Details	6,074	6,340	6,730	390
Other Human Resources-Special Complement	25,939	19,145	19,284	139
Presidential Management Fellows	6,345	6,345	6,345	0
Special Domestic Assignment Program (SDAP)	2,574	2,574	2,574	0
Una Chapman Cox Sabbatical Leave Fellowship Program	254	254	254	0
<b>Total</b>	<b>121,520</b>	<b>114,992</b>	<b>115,521</b>	<b>529</b>

### *Funds by Object Class* (\$ in thousands)

Bureau of Human Resources-Special Complement	FY 2011 Actual	FY 2012 Estimate	FY 2013 Request	Increase / Decrease
1100 Personnel Compensation	88,013	83,109	83,492	383
1200 Personnel Benefits	33,507	31,883	32,029	146
<b>Total</b>	<b>121,520</b>	<b>114,992</b>	<b>115,521</b>	<b>529</b>

## D&CP – OFFICE OF THE MEDICAL DIRECTOR

### *Resource Summary*

(\$ in thousands)

<b>Appropriations</b>	<b>FY 2011 Actual</b>	<b>FY 2012 Estimate</b>	<b>FY 2013 Request</b>	<b>Increase / Decrease</b>
American Positions	147	147	147	0
Funds	35,314	41,800	42,123	323

### *Program Description*

The Office of Medical Services (MED) safeguards and promotes the health of America's diplomatic community, which includes more than 55,000 U.S. Government employees and their eligible family members. This supports the Department's goal of Strengthening Consular and Management Capabilities and mirrors the Secretary's priority of implementing sound emergency preparedness capabilities. In addition, MED supports non-State Department personnel from 50 U.S. Government agencies represented at embassies and consulates. MED manages several program offices which formulate the State Department's medical policies and implement its worldwide medical program, including the Designated Agency Safety & Health Official, the Clinical Director, Mental Health Services, Quality Improvement, and Foreign Programs.

MED's programmatic offices execute the key activities underlying MED's mission, including managing the medical clearance process; delivering primary care around the world; executing a health promotion program to foster a healthy, productive workforce; planning for medical emergencies involving mass casualties and biological-chemical attacks; employing modern health information technology to support continuity of care and efficient information exchange; and providing education, screening and treatment for deployment-related issues. For FY 2013 MED will continue to develop efforts underlying these activities, many of which began in prior years, notably: the Deployment Stress Management Program, Electronic Health Medical Records (EHMR) project, and the Emergency Medical Response program.

#### **Develop a Deployment Stress Management Program (DSMP)**

MED's survey of nearly 2,000 Foreign Service Officers in 2007 on their experiences serving at unaccompanied tours showed that nearly 10 percent of the 800 respondents exhibited symptoms of Post Traumatic Stress Disorder (PTSD). As a result, MED implemented programs to provide PTSD support and counseling to personnel. To combat PTSD's significant consequences, MED provides mandatory post-deployment out-patient briefings for all officers who complete more than 90 days of service in Iraq, Afghanistan or Pakistan. In addition, DSMP offers weekly support group meetings for returnees from high threat or high stress posts.

#### **Expand Availability and Security of Electronic Medical Records**

In FY 2009 the Office of Medical Service successfully developed and deployed all three phases of the original programmatic scope of the EHMR project: Phase I - Domestic Electronic Health Medical Records, Phase II - Post Capabilities Database, and Phase III - Overseas Medical Records System. In preparing to deploy EHMR's next phase, MED recently completed a thorough review of functional requirements and began pursuing partnering opportunities with other federal agencies, including the Department of Defense. By reviewing EHMR systems developed by other agencies, MED seeks to develop a flexible platform that can operate at MED's 210 health units worldwide.

## **D&CP – OFFICE OF THE MEDICAL DIRECTOR**

MED is currently conducting an extensive, detailed analysis of commercial off-the-shelf EHMR systems as well as EHMR systems in use at other federal agencies to determine a system which best meets MED's requirements. Costs associated with this effort include migration of the data contained in the current eMED system, approximately 55,000 individual patient histories and two million scanned image documents. Other projected costs include the purchase and implementation of commercial software licenses as well as any necessary system hardware upgrades, interface development, training and EHMR system support. Ongoing life cycle costs include routine operations and maintenance as well as scanning and indexing of medical records.

### **Strengthen Medical Emergency Response Program**

Emergency medical preparedness is one of MED's critical functions. Consequently, MED has pre-positioned medical materials at more than 250 U.S. embassies, consulates, and missions. These materials include medical equipment and supplies to provide alternate medical site functionality in case of a terrorist bombing like the 1998 attacks on U.S. embassies in Nairobi and Dar Es Salaam, nerve agent antidotes to respond to a chemical attack, and pharmaceuticals to treat biological threats such as anthrax. In recent years MED has pre-positioned personal protective equipment and vaccines, such as Tamiflu and Relenza, to treat potential pandemic illnesses such as avian influenza. All of these programs involve pharmaceuticals and medical supplies which carry various expiration dates. MED is exploring strategies including shelf life extension programs with other U.S. agencies to reduce the expenses associated with provisioning materials and medications required to protect overseas personnel. MED seeks to accomplish this without compromising the health and safety of U.S. employees. In addition, MED regularly provides emergency preparedness training to its medical staff and service providers. Training is performed in conjunction with other State Department bureaus whenever possible.

### ***Justification of Request***

The Department's FY 2013 request of \$42.1 million for the Office of Medical Services, including a reduction of \$141,000 in planned administrative savings for travel and contract support, represents an increase of \$323,000 from the FY 2012 Estimate level. This increase is for built-in changes, including inflation and cost-of-living increases in order to maintain current services.

## D&CP – OFFICE OF THE MEDICAL DIRECTOR

### *Resource Summary*

	Positions					Funds (\$ in thousands)		
	American				Pos	Bureau	American	Funds
	CS	FS Dom	Overseas	FSN	Total	Managed	Salaries	Total
FY 2011 Actual	110	33	4	0	147	18,359	16,955	35,314
FY 2012 Estimate	110	33	4	0	147	24,845	16,955	41,800
FY 2013 Built-in Changes								
Administrative Savings	0	0	0	0	0	(141)	0	(141)
American COLA	0	0	0	0	0	37	78	115
Domestic Inflation	0	0	0	0	0	349	0	349
Total Built-in Changes	0	0	0	0	0	245	78	323
FY 2013 Current Services	110	33	4	0	147	25,090	17,033	42,123
FY 2013 Request	110	33	4	0	147	25,090	17,033	42,123

### *Staff by Program Activity*

(positions)

Office of the Medical Director	FY 2011 Actual	FY 2012 Estimate	FY 2013 Request	Increase / Decrease
Medical Services	147	147	147	0
<b>Total</b>	<b>147</b>	<b>147</b>	<b>147</b>	<b>0</b>

### *Funds by Program Activity*

(\$ in thousands)

Office of the Medical Director	FY 2011 Actual	FY 2012 Estimate	FY 2013 Request	Increase / Decrease
Medical Services	35,314	41,800	42,123	323
<b>Total</b>	<b>35,314</b>	<b>41,800</b>	<b>42,123</b>	<b>323</b>

### *Program Activities*

Department Of State	Positions				Funds (\$ in thousands)		
	American			Pos	Bureau	American	Funds
	Domestic	Overseas	FSN	Total	Managed	Salaries	Total
Medical Services	143	4	0	147	25,090	17,033	42,123

## D&CP – OFFICE OF THE MEDICAL DIRECTOR

Department Of State	Positions			Funds (\$ in thousands)			
	American		FSN	Pos Total	Bureau Managed	American Salaries	Funds Total
	Domestic	Overseas					
<b>Total</b>	<b>143</b>	<b>4</b>	<b>0</b>	<b>147</b>	<b>25,090</b>	<b>17,033</b>	<b>42,123</b>

### *Staff by Domestic Organization Unit* (positions)

Office of the Medical Director	FY 2011 Actual	FY 2012 Estimate	FY 2013 Request	Increase / Decrease
Medical Director	39	39	39	0
Office of Clinical Services	44	44	44	0
Office of Foreign Service Health Practitioners Program	17	17	17	0
Office of Mental Health Services	43	43	43	0
<b>Total</b>	<b>143</b>	<b>143</b>	<b>143</b>	<b>0</b>

### *Funds by Domestic Organization Unit* (\$ in thousands)

Office of the Medical Director	FY 2011 Actual	FY 2012 Estimate	FY 2013 Request	Increase / Decrease
ICASS	9,204	12,448	12,585	137
Medical Director	2,726	2,905	2,942	37
Office of Clinical Services	8,326	10,114	10,073	(41)
Office of Foreign Service Health Practitioners Program	1,634	1,862	1,887	25
Office of Mental Health Services	8,313	8,695	8,803	108
<b>Total</b>	<b>30,203</b>	<b>36,024</b>	<b>36,290</b>	<b>266</b>



## D&CP – OFFICE OF THE MEDICAL DIRECTOR

### *Staff by Post* (positions)

Office of the Medical Director (MED)	FY 2011			FY 2012			FY 2013			Increase/Decrease		
	Actual			Estimate			Request					
	Amer	FSN	Total	Amer	FSN	Total	Amer	FSN	Total	Amer	FSN	Total
Nigeria, Lagos	1	0	1	1	0	1	1	0	1	0	0	0
Poland, Warsaw	1	0	1	1	0	1	1	0	1	0	0	0
South Korea, Seoul	1	0	1	1	0	1	1	0	1	0	0	0
Sudan, Khartoum	1	0	1	1	0	1	0	0	0	(1)	0	(1)
Zambia, Lusaka	0	0	0	0	0	0	1	0	1	1	0	1
<b>Total</b>	<b>4</b>	<b>0</b>	<b>4</b>	<b>4</b>	<b>0</b>	<b>4</b>	<b>4</b>	<b>0</b>	<b>4</b>	<b>0</b>	<b>0</b>	<b>0</b>

### *Funds by Post* (\$ in thousands)

Office of the Medical Director	FY 2011 Actual	FY 2012 Estimate	FY 2013 Request	Increase / Decrease
Angola, Luanda	269	304	307	3
Australia, Canberra	269	304	307	3
Bahrain, Manama	269	304	307	3
Belarus, Minsk	269	304	307	3
Burkina Faso, Ouagadougou	269	304	307	3
Burma, Rangoon	269	304	307	3
Burundi, Bujumbura	269	304	307	3
Colombia, Bogota	269	304	307	3
Djibouti (Rep. Of), Djibouti	269	304	307	3
Gabon, Libreville	269	304	307	3
Haiti, Port-au-Prince	269	304	307	3
India, Chennai (CG)	269	304	307	3
Mauritania, Nouakchott	269	304	307	3
Nigeria, Lagos	269	304	307	3
Panama, Panama City	269	304	307	3
Poland, Warsaw	269	304	307	3
South Korea, Seoul	269	304	307	3
Sudan, Khartoum	269	304	307	3
Togo, Lome	269	304	307	3
<b>Total</b>	<b>5,111</b>	<b>5,776</b>	<b>5,833</b>	<b>57</b>

## D&CP – OFFICE OF THE MEDICAL DIRECTOR

### *Funds by Object Class*

(\$ in thousands)

<b>Office of the Medical Director</b>	<b>FY 2011 Actual</b>	<b>FY 2012 Estimate</b>	<b>FY 2013 Request</b>	<b>Increase / Decrease</b>
1100 Personnel Compensation	18,495	20,021	20,344	323
1200 Personnel Benefits	3,140	3,267	3,372	105
2100 Travel & Trans of Persons	5,648	7,644	7,568	(76)
2200 Transportation of Things	77	104	145	41
2300 Rents, Comm & Utilities	68	92	98	6
2400 Printing & Reproduction	95	129	95	(34)
2500 Other Services	4,895	6,624	6,582	(42)
2600 Supplies and Materials	1,635	2,213	2,213	0
3100 Personal Property	1,261	1,706	1,706	0
<b>Total</b>	<b>35,314</b>	<b>41,800</b>	<b>42,123</b>	<b>323</b>

## D&CP – FOREIGN SERVICE INSTITUTE

### *Resource Summary*

(\$ in thousands)

Appropriations	FY 2011 Actual	FY 2012 Estimate	FY 2013 Request	Increase / Decrease
American Positions	1,190	1,190	1,190	0
Funds	240,003	226,601	228,798	2,197

### *Program Description*

The Foreign Service Institute (FSI) is the Department of State’s training arm and the Federal Government’s primary training institution for the U.S. foreign affairs community. FSI delivers more than 600 courses, including some 70 foreign languages, resulting in over 100,000 yearly course enrollments from the Department and 47 other U.S. Government agencies. In support of the first Quadrennial Diplomacy and Development Review (QDDR) issued in 2010, which highlighted the importance of training as a key element in developing a 21st century workforce, FSI is at the center of the Department’s efforts to prepare its personnel to advance Secretary Clinton’s vision of “Smart Power.” In recent years, this focused largely on training that supported increased hiring under the Secretary’s Diplomacy 3.0 initiative. As new staff joins the Department, there is a long-term impact for FSI as it must continue to meet the ongoing training requirements for a larger workforce as they progress through their careers. FSI anticipates there will be a critical need to develop much more robust mid-level training. This training will need to cover a broad range of substantive areas, including supervisory and leadership skills – both the traditional skills of diplomacy and the newer capabilities required to practice successful statecraft in an increasingly complex and interconnected world.

One of FSI’s core requirements is to ensure its curriculum reflects the constantly changing global environment. Whether changes are driven by policy, technology, or procedure, FSI must invest time, money, and effort to ensure that training programs stay current and relevant. FSI will continue to capitalize on its strong distance learning (DL) program to expand training opportunities for the Department’s worldwide workforce; this has been a highly successful and resource efficient training approach. FSI will continue to assess and refine its pre- and post-deployment training for those assigned to or returning from critical and high threat posts such as Afghanistan, Iraq, and Pakistan. In partnership with the Bureau of Conflict Stabilization Operations (CSO), FSI will continue to meet and build on the training program fundamental to the reconstruction and stabilization curriculum which supports the Civilian Response Corps. In addition, FSI will continue its partnership with regional bureaus and posts to provide more FSI sponsored regional training by designating qualified adjunct faculty to help provide training to the important locally employed staff (LES) overseas component of the Department’s workforce. FSI has a robust training partnership with USAID, an important component of the QDDR.

In FY 2011, there were over 140,000 enrollments delivered by or processed through FSI (FSI classroom and DL courses, FasTrac DL courses, and external training) – a workload that is more than double that of FY 2006. Most of the growth is in the DL area (a 637 percent increase), which represents a significant payback on the investment made in DL technology infrastructure. FSI is committed to continuing to expand distance learning to address the training needs of its worldwide audience. Notwithstanding the benefits of distance learning, the demand for classroom-based training has not lessened. In fact, Diplomacy 3.0 helped to re-build a “training float” of 1,200 to specifically enable critical, long-term training without suffering significant staffing gaps. This float will, for example, facilitate training in

## **D&CP – FOREIGN SERVICE INSTITUTE**

priority languages such as Arabic and Chinese which can take up to 88 weeks of full-time, intensive training in order to achieve a professional level proficiency. It will also allow personnel to get vital mid-level refresher training in areas like multilateral diplomacy, negotiation skills, or strategic communications which will result in more effective diplomacy. It will also allow for more targeted leadership and management training opportunities to prepare the Department's future generation of leaders.

### **Priority Training**

FSI's first priority is to provide training that supports the Secretary's leading goals and initiatives. With QDDR as a roadmap, FSI can see there are a number of new skills sets and substantive knowledge areas that increasingly must be a part of FSI's training agenda. This includes greater "expeditionary" skills; increased emphasis on democracy building, rule of law, and development diplomacy; gender integration issues; environment, science, technology and health (ESTH) issues; and continued focus on building leadership, substantive and language skills for the Department's 21st century workforce.

The formal establishment of the new Bureau of Conflict Stabilization Operations mirrors the institutionalization of FSI's evolving Stability Operations training curriculum. FSI has taken over operation of the mandatory *Integrated Civilian-Military Field Training* for personnel from all civilian agencies assigned to provincial reconstruction teams, district support teams, brigade and division headquarters, and other civilian-military platforms in Afghanistan. This training prepares students to operate side-by-side with military forces to carry out their critical combined mission in a combat environment by drawing on a wide range of military and civilian subject matter experts and trainers and Afghan-American role players. Encompassing six days in a round-the-clock training setting, this course requires significant resources, much of which has thus far been funded by supplemental appropriations. FSI has added intensive training for U.S. civilians assigned to Pakistan. As the U.S. military withdrew from Iraq at the end of CY 2011, FSI is working with the bureaus of Near Eastern Affairs (NEA) and Diplomatic Security (DS) to revise training for all Iraq-bound U.S. Government civilians.

FSI will continue to expand and enhance language/area training to build the Department's capacity in advanced proficiency levels in priority and difficult languages such as Arabic, Pashto, Dari and Chinese. Foreign language fluency is a core skill that enables the Department to effectively engage with national and international media, negotiate, debate and otherwise reach out to and influence foreign audiences as well as to take back a nuanced understanding of what interlocutors from other countries are telling us. As supported by the Secretary's endeavor to rebuild the "training float," the Department will invest the time needed to develop hard and super-hard language skills and the corresponding geographic area expertise. Personnel will be able to engage in focused, targeted in-language media training, and FSI will seek to develop innovative classroom and technology based approaches that can maximize learning potential, including broadening regional training opportunities in the Middle East and Asia. A new requirement is to meet the demand of the recruitment plan for Consular Limited Non-Career Assignments (LNAs) for China, Brazil, Mexico, and India.

### **Distance Learning**

Over the last several years, FSI has strategically invested resources in distance learning technologies and products as a means to broaden its training reach in a cost and time effective manner. This has allowed FSI to reach the huge overseas audience of LE staff who traditionally had scant opportunity to access FSI training. It has also allowed FSI to provide new training options to Foreign Service (FS) personnel and their eligible family members around the globe. From FY 2006 to 2011, there was greater than 600% increase of completed DL enrollments, in both FSI produced DL products and commercial courses purchased by and provided through FSI. In connection with the 2011 Mission Strategic and Resource Planning cycle, FSI conducted a training needs assessment survey which showed a clearly expressed need for more training for LE Staff. To meet this demand, FSI needs to do even more in the future to support

## **D&CP – FOREIGN SERVICE INSTITUTE**

eTraining as well as bolster other regional training opportunities – both of which represent very cost-efficient means of reaching the Department’s wide-spread employee population.

There have been considerable changes in training platforms and FSI needs to modernize and capitalize on the innovations and efficiencies that newer technologies allow. In order to increasingly leverage tools such as social media, webinars, podcasts, DVCs, and SharePoint sites, FSI’s platform must be more robust and modern. FSI will also refresh classroom technology, expanding on the successful use of Smart boards throughout the training program, and move to a more robust video distribution platform. FSI will move towards providing language materials on mobile platforms, as DL language training has added a new dimension to FS careers: officers may learn languages outside of their assignment path and increase their possibilities for bidding on a wider range of possible future assignments. Tradecraft-focused DL language classes provide immediate language support to consular officers dealing with a myriad of issues at a very fast pace or to those who have acquired high level language and are best positioned to engage in expanded discussions with local populations. FSI will continue to build on the efficacy of the DL formats by enhancing the connection between student and teacher through learning portals that provide a launching pad for learner interactions; exploring the potential of synchronous formats to connect learners; and investigating the potential for new DL formats that can leverage social media and dynamic content to support targeted and “just-in-time” learning.

The Department’s corporate training system, the Student Training Management System (STMS), has been operational since 1999 and the corporate internet-based learning management platform (known as the FSI Learn Center) has been operational since 2003. These two systems provide the Department the capability to meet mandatory training reporting requirements to OPM, support FSI, the Diplomatic Security Training Center (DSTC), and with modification, the regional training centers in Frankfurt, Germany and Ft. Lauderdale. The STMS data and integration with Human Resources’ Global Employment Management System (GEMS) application is key to the Department meeting its regulatory reporting requirements for training data. The Learn Center has helped broaden the reach of the school house beyond FSI Washington in a very cost-efficient way. It is Internet-based and accessible 24/7, and provides the capacity to train client/customer agencies, family members, or employees at their homes or offices. Since both corporate systems, STMS and the Learning Management System (LMS) are well past standard life cycle replacement timeframes, FSI is undertaking a total analysis. The “fixes” to keep the platforms running worldwide are not able to sustain the changes in technologies and applications. These systems support the entire Department, including overseas and regional centers, and have resulted in efficiencies and the lack of duplication of effort while assuring that Privacy Act data and information that is required to be collected to meet federal reporting requirements is protected.

### **Efficient and Effective Management**

FSI has long prided itself on being in the vanguard in meeting the Department’s management priorities and improving the efficient utilization of resources.

The Executive Order to implement a uniform, government-wide framework for the management of sensitive unclassified information – to be labeled Controlled Unclassified Information or CUI – has resource implications on FSI management operations, both in operation and training in all corporate systems. In the training curriculum area FSI will need to modify curricula and distance learning programs to address, at a minimum, terminology change to the new, universal, CUI convention.

As a designated federal wide eTraining service provider, FSI has a proven track record of promoting government wide management efficiency and effectiveness as a provider and leader in the eTraining arena. As a provider of end user computer security training, FSI provides services to almost a dozen agencies on a reimbursable basis. FSI will continue as the eTraining service provider to the Department of

## **D&CP – FOREIGN SERVICE INSTITUTE**

Homeland Security pilot in support of the computer security training and virtual training environment under the CNCI federal initiative.

FSI has formed strong partnerships with regional centers in Frankfurt, Ft. Lauderdale, Charleston, Manila and Bangkok in order to expand, in a cost effective and efficient way, training opportunities under FSI auspices to the Department's worldwide workforce. By developing qualified additional adjunct faculty (hired from locally employed (LE) staff and eligible family members (EFM) corps locally), and expanding and strengthening the corporate training management platforms, FSI will be building upon and increasing successes in its regional training initiatives and administration and reporting of training.

### **Expand and Institutionalize Core Training**

One of the lasting impacts of Diplomacy 3.0 for FSI is the continuing need to train a significantly larger workforce over the next 20 to 30 years of their careers. New skills and knowledge will have to be taught for new assignments; skills will need to be refreshed and updated as individuals move into mid-career assignments. There will be leadership/management training requirements to prepare the next generations of supervisors and leaders as well as those making the cross into the senior FS and SES strata. The re-established training float allows the Department to make long-term training investments to deepen its capacity in such things as higher level proficiency in priority languages like Arabic, Chinese or Pashto. The strides FSI has made in exploiting distance learning technologies and regional training has allowed it to offer a basic level of employee development options to the far-flung (and thus difficult to reach) locally engaged staff the Department so critically depends on. Overall, FSI will ensure that its core training programs continue to evolve and adapt to meet new directions, policies and challenges of human capital.

As a result of recent hiring initiatives, a large percentage of the Foreign Service has been employed less than a decade, and are moving into supervisory positions earlier in their careers than would have previously been the norm. As a result, FSI has readjusted its priorities to increase the emphasis on supervisory training.

To strengthen investments already made, and institutionalize core business activities (and associated training) for both the larger workforce hired under Diplomacy 3.0 and the interagency U.S. foreign affairs community at large, FSI must continually provide essential core training. FSI's strategies include maintaining base level training in tradecraft, foreign languages, and leadership and management that is in line with Foreign Service precepts, Civil Service competencies, and Department hiring plans. FSI will support an evolving State-USAID training partnership through joint projects around "Development in Diplomacy" intended to give employees a more in-depth understanding of and competence in managing foreign assistance programs overseas and foreign assistance planning and decision processes at headquarters and in the field. Core tradecraft requirements include continued support for shifting consular workload, and changes in consular systems applications and other technology; increased COR training in support of the new federal mandate imposing 40 hours of training every two years for all CORs; providing training in latest information technologies to FSI's systems administrators to operate and maintain FSI's IT infrastructures worldwide, and to end-users to enhance their productivity; and continued to further develop and support FSI's curriculum for employees and family members assigned to high stress, unaccompanied assignments.

### ***Performance***

Performance of the Foreign Service Institute's language training program (Critical Needs Languages Only) is expressed as a percentage of students who attain the intended proficiency level (as determined by

## D&CP – FOREIGN SERVICE INSTITUTE

Language Designated Position proficiency level) when they are enrolled for at least the recommended length of training.

<b>Strategic Goal 7: Build a 21st century workforce; and achieve U.S. government operational and consular efficiency and effectiveness, transparency and accountability; and a secure U.S. government presence internationally</b>							
Active Performance Indicator		Foreign Service Institute language training success rate as measured by the percentage of State students in critical needs languages who attain skill objective.					
Prior Year Results and Ratings				FY 2011		Planned Targets	
FY 2007	FY 2008	FY 2009	FY 2010	Target	Result and Rating	FY 2012	FY 2013
87%	89%	80%	88%	80%	96%	80%	80%
▲ Above Target	▲ Above Target	◀▶ On Target	▲ Above Target		▲ Above Target		
Reason for Exceeding Target		Results based on actual language proficiency test scores of Department of State personnel. Improvements in FY2011 language test scores in Mandarin and Pashto improved results over FY2010. Sustained training success in other critical needs languages helped results exceed target.					
Impact		Indicator results show success of the agency's investment in training which helps meet proficiency requirements for Language Designated Positions and other job performance factors.					
Methodology		Expresses performance of FSI's language training program (Critical Needs Languages only) as a percentage of students who attain the intended proficiency level (as determined by Language Designated Position proficiency level) when they are enrolled for at least the recommended length of training. "Critical needs languages" refers to the languages (20 currently) HR/REE can give ranking incentive points for in the FS hiring assessment process.					
Data Source and Quality		Test results are from the Foreign Service Institute's corporate training database, the Student Training Management System and are highly reliable. The Data Quality Assessment revealed no significant data limitations.					

### *Justification of Request*

In FY 2013, FSI will continue building on these investments ensuring resources support program activities that are tied directly to the Department's goals and objectives. FSI's FY 2013 request of \$228.8 million includes \$2.2 million above the FY 2012 estimate for built-in changes and \$11.2 million below the 2011 level. The FY 2013 request includes increases for skills and language training as well as professional development and reflects a reduction of \$476,000 through efficiency savings in areas such as contracting and printing.

## D&CP – FOREIGN SERVICE INSTITUTE

### *Resource Summary*

	Positions					Funds (\$ in thousands)		
	American				Pos	Bureau	American	Funds
	CS	FS Dom	Overseas	FSN	Total	Managed	Salaries	Total
FY 2011 Actual	660	523	7	5	1,195	96,892	143,111	240,003
FY 2012 Estimate	660	523	7	5	1,195	83,499	143,102	226,601
FY 2013 Built-in Changes								
Administrative Savings	0	0	0	0	0	(476)	0	(476)
American COLA	0	0	0	0	0	14	621	635
Domestic Inflation	0	0	0	0	0	1,263	0	1,263
Locally Engaged Staff Wage Increases	0	0	0	0	0	320	0	320
Locally-Engaged Staff Step Increases	0	0	0	0	0	320	0	320
Overseas Price Inflation	0	0	0	0	0	135	0	135
Total Built-in Changes	0	0	0	0	0	1,576	621	2,197
FY 2013 Current Services	660	523	7	5	1,195	85,075	143,723	228,798
FY 2013 Request	660	523	7	5	1,195	85,075	143,723	228,798

### *Staff by Program Activity* (positions)

Foreign Service Institute	FY 2011 Actual	FY 2012 Estimate	FY 2013 Request	Increase / Decrease
Public Diplomacy	6	6	6	0
Training Services	1,184	1,184	1,184	0
<b>Total</b>	<b>1,190</b>	<b>1,190</b>	<b>1,190</b>	<b>0</b>



## D&CP – FOREIGN SERVICE INSTITUTE

### *Funds by Program Activity*

(\$ in thousands)

Foreign Service Institute	FY 2011 Actual	FY 2012 Estimate	FY 2013 Request	Increase / Decrease
Public Diplomacy	3,069	2,893	2,958	65
Training Services	236,934	223,708	225,840	2,132
<b>Total</b>	<b>240,003</b>	<b>226,601</b>	<b>228,798</b>	<b>2,197</b>

### *Program Activities*

Department Of State	Positions			Funds (\$ in thousands)			
	American		FSN	Pos Total	Bureau Managed	American Salaries	Funds Total
	Domestic	Overseas					
Public Diplomacy	6	0	0	6	2,264	694	2,958
Training Services	1,177	7	5	1,189	82,811	143,029	225,840
<b>Total</b>	<b>1,183</b>	<b>7</b>	<b>5</b>	<b>1,195</b>	<b>85,075</b>	<b>143,723</b>	<b>228,798</b>

### *Staff by Domestic Organization Unit*

(positions)

Foreign Service Institute	FY 2011 Actual	FY 2012 Estimate	FY 2013 Request	Increase / Decrease
Office of the Director	7	7	7	0
Office of the Executive Director	120	120	120	0
School of Applied Info Tech	53	53	53	0
School of Language Studies	822	822	822	0
School of Leadership and Management	44	44	44	0
School of Professional and Area Studies	119	119	119	0
The Transition Center	18	18	18	0
<b>Total</b>	<b>1,183</b>	<b>1,183</b>	<b>1,183</b>	<b>0</b>

### *Funds by Domestic Organization Unit*

(\$ in thousands)

Foreign Service Institute	FY 2011 Actual	FY 2012 Estimate	FY 2013 Request	Increase / Decrease
Office of the Director	1,576	1,575	1,726	151
Office of the Executive Director	31,457	26,202	27,169	967

## D&CP – FOREIGN SERVICE INSTITUTE

Foreign Service Institute	FY 2011 Actual	FY 2012 Estimate	FY 2013 Request	Increase / Decrease
School of Applied Info Tech	13,467	13,362	13,504	142
School of Language Studies	125,162	117,257	120,596	3,339
School of Leadership and Management	8,137	8,093	8,574	481
School of Professional and Area Studies	38,372	37,764	36,068	(1,696)
The Transition Center	3,252	3,236	3,341	105
<b>Total</b>	<b>221,423</b>	<b>207,489</b>	<b>210,978</b>	<b>3,489</b>

### *Staff by Post* (positions)

Foreign Service Institute (FSI)	FY 2011 Actual			FY 2012 Estimate			FY 2013 Request			Increase/ Decrease		
	Amer	FSN	Total	Amer	FSN	Total	Amer	FSN	Total	Amer	FSN	Total
Egypt, Cairo	0	0	0	1	0	1	1	0	1	0	0	0
Taipei American Institute In Taiwan	5	0	5	4	0	4	4	0	4	0	0	0
Tunis Regional Language School, Tunisia	1	5	6	1	5	6	1	5	6	0	0	0
Yokohama Regional Language School, Japan	1	0	1	1	0	1	1	0	1	0	0	0
<b>Total</b>	<b>7</b>	<b>5</b>	<b>12</b>	<b>7</b>	<b>5</b>	<b>12</b>	<b>7</b>	<b>5</b>	<b>12</b>	<b>0</b>	<b>0</b>	<b>0</b>

### *Funds by Post* (\$ in thousands)

Foreign Service Institute	FY 2011 Actual	FY 2012 Estimate	FY 2013 Request	Increase / Decrease
Egypt, Cairo	0	1,105	1,984	879
Seoul Regional Language School, Korea	1,145	846	851	5
Taipei American Institute In Taiwan	11,599	12,642	12,050	(592)
Tunis Regional Language School, Tunisia	3,072	1,614	0	(1,614)
Yokohama Regional Language School, Japan	2,764	2,905	2,935	30
<b>Total</b>	<b>18,580</b>	<b>19,112</b>	<b>17,820</b>	<b>(1,292)</b>

## D&CP – FOREIGN SERVICE INSTITUTE

### *Funds by Object Class*

(\$ in thousands)

<b>Foreign Service Institute</b>	<b>FY 2011 Actual</b>	<b>FY 2012 Estimate</b>	<b>FY 2013 Request</b>	<b>Increase / Decrease</b>
1100 Personnel Compensation	102,631	102,574	103,054	480
1200 Personnel Benefits	44,212	44,302	44,645	343
2100 Travel & Trans of Persons	3,562	3,437	3,388	(49)
2200 Transportation of Things	9	7	6	(1)
2300 Rents, Comm & Utilities	3,073	2,823	2,823	0
2400 Printing & Reproduction	1,338	1,285	1,288	3
2500 Other Services	76,080	66,081	67,459	1,378
2600 Supplies and Materials	5,733	3,972	3,972	0
3100 Personal Property	3,365	2,120	2,163	43
<b>Total</b>	<b>240,003</b>	<b>226,601</b>	<b>228,798</b>	<b>2,197</b>

*This page intentionally left blank*

# D&CP – BUREAU OF DEMOCRACY, HUMAN RIGHTS, AND LABOR

## *Resource Summary*

(\$ in thousands)

Appropriations	FY 2011 Actual	FY 2012 Estimate	FY 2013 Request	Increase / Decrease
American Positions	147	148	148	0
Funds	23,216	24,147	24,282	135

### *Program Description*

At this pivotal moment in history, demands for democracy and human rights are sweeping the Arab world. These calls for reform are echoing in other countries where citizens are denied the same universal freedoms. President Obama has declared that the United States will lead by standing up for its principles and supporting reform and peaceful transitions to democracy. The National Security Strategy makes clear that supporting the expansion of democracy and human rights abroad is in the U.S. national interest because governments that respect these values are more reliable and stable partners. History shows that democratic transitions take years and require sustained support. It is the mission of the Bureau of Democracy, Human Rights, and Labor (DRL) to lead implementation of the President's vision and the Secretary's strategic priorities to achieve successful and sustained transitions to democracies where civil and political rights are respected and people's economic needs and aspirations are realized.

The next several years will present unprecedented opportunities for the United States and for millions of people in the Middle East, North Africa, and possibly elsewhere – and also present challenges. While change will be driven from within each society, the Department of State has a rare opportunity to make a historic difference and advance U.S. goals by seeding, supporting, nurturing, and defending those who seek to lead transitions to sustainable democracies.

The euphoria that followed the dramatic changes in Tunisia and Egypt is already fading. Democratic forces in those countries have begun the hard work of translating the ideals of freedom and democracy into the policies and institutions that can begin to make them a reality. This will not be easy; it will require resources and smart diplomatic engagement and programming. DRL has the experience and capacity to take the lead in this mission. DRL's decades of relationships with democracy and human rights communities and activists facilitate support to those who are committed to democratic change, in the Middle East and beyond. The bureau's core mission is to provide policy direction in the U.S. government and program support to reformers around the world.

This core mission supports the President's and Secretary's view that there is a fundamental link between American interests and values. Administration policies reflect the reality that in a globalized world, development, democracy, human rights, and national security are inexorably linked and must be pursued in tandem. DRL's policy-making illustrates how principled engagement works in practice, and is yielding significant results such as advancing U.S. government policies on free speech in the digital age, encouraging partnerships with civil society for democratic reforms, and the centrality of upholding universal rights as part of national security.

The defining element of the U.S. government's response will be a multi-year effort in countries like Egypt, where the Department is already active, and in anticipating and preparing to work with countries such as Libya as the democratic transition begins. DRL will lead the policy strategy and provide reformers the training they need to succeed. DRL continues to defend those who speak out against

## D&CP – BUREAU OF DEMOCRACY, HUMAN RIGHTS, AND LABOR

violations of human rights, protect vulnerable populations, including people with disabilities and Lesbian, Gay, Bisexual, and Transgender (LGBT) people; and combat anti-Semitism and persecution of religious minorities. Supporting front-line human rights defenders helps the bureau form partnerships with activists and communities that often become leaders when democratic movements begin.

DRL advocates bilaterally and multilaterally for a free and open Internet as the means by which people may express and organize themselves and hold their governments accountable. DRL helps individuals who become targets of Internet repression, independent media whose websites come under cyber attack, and other democratic forces that increasingly depend on digital freedom to do their work. DRL promotes cutting-edge technologies to protect user privacy online, thwart censorship and surveillance and make mobile phones more secure. Circumvention tools and safety techniques DRL has supported are being used by democratic campaigners, human rights reformers, and civil society groups in the Middle East and around the world.

In 2010, the President and Secretary Clinton created a new senior level disability office at the State Department within the Bureau of Democracy, Human Rights, and Labor, which is headed by the Special Advisor for International Disability Rights. The FY 2013 Budget provides funds for the State Department to continue to support this office, which is critical to the Administration's efforts to develop a comprehensive strategy to promote the rights of persons with disabilities internationally; ensure that foreign assistance incorporates persons with disabilities; ensure that the needs of persons with disabilities are addressed in international situations; and conduct public diplomacy, including with civil society, on disability issues. Secretary Clinton expressed her commitment "to make support for people with disabilities a central element in the State Department's strategy worldwide." Supporting this office continues the President's commitment to international disability rights.

In addition, the bureau will promote labor rights that enhance economic reforms. Such economic issues sparked the Solidarity movement in Poland and the first protests in Tunisia. DRL will advocate for economic reforms that will stimulate broad-based growth, generate jobs, guarantee decent working conditions, and include working people in the decisions that will shape their future.

This bureau's work is more critical than ever at a time when non-state actors – from civil society groups to terrorists, from global corporations to bloggers and "netizens" – influence international affairs. In this more fragmented global environment, power is diffuse. The U.S. government has relatively less ability to *compel* change, citizens have relatively more ability to *create* change in their own societies. These trends offer enormous opportunities for DRL to lead by supporting and working with private citizens and groups who are the most potent agents of change. These partnerships are essential to working with governments in transition to combat terrorism, which will continue to be a primary security threat.

DRL leverages reform efforts by advocating around the world for an end to onerous government restrictions on non-governmental organizations and civil society groups. These groups are the workhorses of social, political, and institutional reform in many countries – and often targets of repression. Last year, at the 10th Anniversary of the Community of Democracies, Secretary Clinton announced an effort to work with and defend civil society. In Fiscal Year 2011, DRL recruited seven other governments to contribute to emergency support for people on the frontlines of advancing human rights.

DRL produces the highly respected human rights reports, including the *Annual Country Reports on Human Rights Practices* and the *International Religious Freedom Report*. DRL reviews thousands of asylum claims each year; vets over one hundred thousand requests for military training and military financing cases each year as mandated by the Leahy amendment to ensure that U.S. funds do not support gross violators of human rights; develops democracy promotion strategies; and monitors and reports abuses of press freedom, Internet freedom, and prison conditions worldwide.

## **D&CP – BUREAU OF DEMOCRACY, HUMAN RIGHTS, AND LABOR**

### **Double down on democracy and support for peaceful transitions to more accountable governance.**

History will judge the United States by how it responds to the aspirations of the Arab people and others who are demanding fundamental human rights and economic and political opportunity. DRL can help meet these challenges and leverage U.S. government experience, diplomatic engagement, and programs to promote democracy, respect for universal human rights, religious freedom, and tolerance.

DRL will do this by advocating for essential institutions of democratic accountability: vibrant civil society, political parties, free and fair electoral processes, an independent judiciary and respect for the rule of law. DRL will support 21st century tools that help Internet users exercise their rights to free expression without fear of reprisal. Promoting democracy in the Arab world is made more effective by advancing Internet freedom to allow the people's own voices to be heard. DRL will empower independent media, including investigative journalists and citizen bloggers who are bulwarks against corruption, government wrongdoing, and impunity. The bureau will reach out to embattled journalists and bloggers to build coalitions to demand more media freedoms. DRL will also engage diplomatically to encourage governments to support collective bargaining, fair labor laws, and to uphold the rights of workers for expanded economic opportunity. DRL will ensure that traditionally marginalized populations, as well as women and religious minorities who are often subjected to persecution, also benefit from these transitions. DRL will advocate for religious freedom and protection for religious minorities, since religious freedom and tolerance are sources of stability for governments and core U.S. values.

### **Institutionalize democratic gains in the frontline states of Afghanistan, Iraq, and Pakistan.**

Difficult work lies ahead to translate U.S. military and counter-terrorism gains in Afghanistan, Iraq and Pakistan into the lasting stability and security. As the drawdown of U.S. troops proceeds, DRL will advocate strengthening democratic institutions, turning hard-won military gains into lasting stability. A critical element in the coming "civilian surge" will be building support for democratic institutions and accountable governance in these countries where the United States has invested so substantially in the success of key majority-Muslim societies.

In Iraq, DRL's goal is to encourage a new generation of leaders who understand the importance of accountable and responsive governance built on democratic foundations and habits. In Afghanistan, the primary human rights goal is also a national security goal to combat the kind of violent extremism which threatens the country, its neighbors, and the United States. DRL policy focuses on making human rights and democracy promotion integral to other objectives. DRL plans to increase support for civil society participation in key political processes, support interfaith dialogue, encourage women's participation in political processes, and access to education for girls. In Pakistan, arbitrary justice, discrimination, violence against women, religious intolerance and weak civilian institutions all undermine democratic progress and threaten achievements to shared strategic goals. Human rights abuses by Pakistani security forces impede cooperation in combating terror. Intolerance and religious extremism breed terrorists. Working alongside the U.S. military, DRL engages with the Pakistani military to break the cycle of impunity and address institutional support for human rights.

### **Stand up for human rights and reformers in closed and undemocratic societies.**

More than a third of the world's population lives under authoritarian rule - about 2.6 billion people. DRL advances U.S. policy of principled engagement with these governments and speaks out in defense of universal human rights in such societies as Iran, North Korea, Cuba, and Syria.

## **D&CP – BUREAU OF DEMOCRACY, HUMAN RIGHTS, AND LABOR**

In countries where the United States does not have embassies or diplomatic activity is severely circumscribed, DRL's unwavering support for universal human rights and the people who defend them is most critical. DRL works with multilateral institutions and like-minded allies to address abuses and isolate more brutal regimes. DRL promotes global rapid response to human rights activists, embattled NGOs, religious freedom advocates, and lawyers under siege for defending such clients.

### **Effective stewardship of diplomatic and programmatic resources.**

It is more vital than ever that DRL has the ability to report authoritatively, advocate effectively, and develop programs that support human rights and democracy which requires human resources, sound management, and appropriate monitoring and evaluation. DRL is improving processes honed over decades of producing highly respected U.S. government reports.

DRL is strategically targeting resources and streamlining the grants-making process to respond more quickly to emerging foreign policy priorities while maintaining transparent, competitive processes; strengthening the monitoring and evaluation processes to ensure the funding of programs with the greatest likelihood of success; and rationalizing annual reports. DRL needs qualified staff to be able to work strategically and seize opportunities to make the most of diplomatic openings.

### ***Performance***

A key aspect of the Department's diplomatic engagement and programming to advance human rights and democracy is advocating for an end to impunity of security forces. The Department works to speak out against this practice and supports the implementation of measures that increase accountability among security forces. The Department's implementation of the Leahy Amendment, which prohibits the provision of U.S. assistance to foreign security units implicated in gross human rights violations, is a crucial aspect of this effort. The International Vetting Security Tracking database is a permanent record of the vetting process developed to comply with the Leahy laws.



## D&CP – BUREAU OF DEMOCRACY, HUMAN RIGHTS, AND LABOR

<b>Strategic Goal 3: Expand and sustain the ranks of prosperous, stable and democratic states by promoting effective, accountable, democratic governance; respect for human rights; sustainable, broad-based economic growth; and well-being</b>							
Active Performance Indicator		Number of cases investigating foreign security force units vetted through the Department's International Vetting Security Tracking (INVEST) system.					
Prior Year Results and Ratings				FY 2011		Planned Targets	
FY 2007	FY 2008	FY 2009	FY 2010	Target	Result and Rating	FY 2012	FY 2013
N/A	N/A	N/A	20,000 [Baseline]  New Indicator, No Rating	25,000	131,810  ▲ Above Target	125,000	130,000
Reason for Exceeding Target		INVEST was deployed one geographic bureau at a time, starting with EUR posts in April 2010 and ending with AF posts in February 2011. The results this fiscal year substantially exceed the target, as cases in all of the regions are now represented in INVEST. FY 2011 results will provide a more representative base on which to revise out year targets.					
Impact		The Department's INVEST now includes cases of foreign security units in all six regions throughout the world and permits more comprehensive investigations of gross human rights violations. Through INVEST, the Department is able to increase accountability among security forces.					
Methodology		Data are derived from the Department of State's INVEST data base that retains records of previous vetting instances which identified allegations of human rights violations and other criminal activity by individuals or security force units.					
Data Source and Quality		INVEST system, the State Department's primary mechanism for Leahy "vetting processes," is also used by the Department of Defense, and determines whether there is credible evidence prior to providing assistance. Per the Leahy law, the Department conducted vetting through cable traffic prior to adopting the INVEST system. The INVEST system, launched in March 2010, provides an accessible, transparent and permanent record of the vetting process.					

Freedom of expression and information are fundamental to citizens' ability to participate in political processes and galvanize around significant community and national issues. The Department's Internet Freedom programs particularly aim to defend and advance these freedoms with attention to responsible and safe access to information. Monitoring broader press freedom will also serve as a proxy indicator for progress in the area of Internet freedom while other measures are developed.

## D&CP – BUREAU OF DEMOCRACY, HUMAN RIGHTS, AND LABOR

<b>Strategic Goal 3: Expand and sustain the ranks of prosperous, stable and democratic states by promoting effective, accountable, democratic governance; respect for human rights; sustainable, broad-based economic growth; and well-being</b>							
Active Performance Indicator		Improvements in media freedom in priority countries, as measured by the mean average Freedom of the Press rating for non-democratic countries and countries undergoing democratic transitions according to Freedom House.					
Prior Year Results and Ratings				FY 2011		Planned Targets	
FY 2007	FY 2008	FY 2009	FY 2010	Target	Result and Rating	FY 2012	FY 2013
67.6	68.1	N/A	68.6 [Baseline]  New Indicator, No Rating	68.3	N/A  Data Not Yet Available, No Rating	68.0	67.8
Impact		Data lag: FH produced its 2011 Press Freedom report covering calendar year 2010 in May, 2011. Data for calendar year 2011 will not be available until Spring of 2012.					
Methodology		This indicator displays the mean average ratings for 14 priority countries. Countries are given a total score from 0 (best) to 100 (worst) on the basis of a set of 23 methodology questions divided into three subcategories. The methodology for Freedom House's Freedom of the Press index is available at: <a href="http://www.freedomhouse.org/template.cfm?page=16">http://www.freedomhouse.org/template.cfm?page=16</a> .					
Data Source and Quality		Freedom House's Freedom of the Press survey includes information gathered from professional contacts in various countries, the findings of human rights and press freedom organizations, specialists in geographic and geopolitical areas, the reports of governments and multilateral bodies, and a variety of domestic and international news media. A team of regional experts and scholars analyze and determine the survey findings. While there is an element of inherent subjectivity, the process emphasizes intellectual rigor and balanced judgments.					

Improved civil liberties remain a key U.S. foreign policy priority. The Department has identified several countries where improvements, particularly in freedom of association and assembly appear most needed. The Department leverages key foreign assistance and diplomatic tools to support local activists in creating conditions necessary to reverse a trend that has declined globally in recent years. As part of this effort, the Department identifies and supports civil society activists and organizations whose activities promote human rights in priority countries. This indicator helps the Department assess its support for these organizations, and therefore in protecting human rights in their respective countries.

## D&CP – BUREAU OF DEMOCRACY, HUMAN RIGHTS, AND LABOR

<b>Strategic Goal 3: Expand and sustain the ranks of prosperous, stable and democratic states by promoting effective, accountable, democratic governance; respect for human rights; sustainable, broad-based economic growth; and well-being</b>							
Active Performance Indicator		Increased civic activism in priority countries with repressive regimes, as measured by the percent of civil society activists and organizations able to sustain activities.					
Prior Year Results and Ratings				FY 2011		Planned Targets	
FY 2007	FY 2008	FY 2009	FY 2010	Target	Result and Rating	FY 2012	FY 2013
N/A	N/A	N/A	17.5% [Baseline]  New Indicator, No Rating	18%	20%  ▲ Above Target	18.5%	19%
Reason for Exceeding Target		Defenders and activists are becoming more aware and availing themselves of established U.S. Government mechanisms to support their advocacy efforts on the ground.					
Impact		The events in the Middle East and North Africa remind the world of the challenges human rights activists and civil society face for their work to protect citizens' rights. The actual number of human rights activists and defenders under threat for their work supported by U.S. Government funds exceeded the target, evidence of increasingly restrictive environments for activists.					
Methodology		Data are derived from quarterly reports submitted for Global Human Rights Defenders Fund programs that directly support human rights activists and organizations in 14 targeted countries.					
Data Source and Quality		Global Human Rights Defender Fund program reports are submitted on a quarterly basis and carefully reviewed by evaluation specialists to determine the extent to which bureau programs are meeting intended objectives. Information in these reports includes the number of activists and civil society organizations receiving support.					

The Department works to advance respect for universal standards for labor rights, as recognized in the Universal Declaration of Human Rights and International Labor Organization Conventions. Particular attention is given to combating worker exploitation and engaging the corporate sector to establish norms for a new global labor environment. The ability of workers to freely associate and organize is a crucial element in pursuing and defending common interests - and a key indicator of progress in human rights.

## D&CP – BUREAU OF DEMOCRACY, HUMAN RIGHTS, AND LABOR

<b>Strategic Goal 3: Expand and sustain the ranks of prosperous, stable and democratic states by promoting effective, accountable, democratic governance; respect for human rights; sustainable, broad-based economic growth; and well-being</b>							
Active Performance Indicator		Increased labor rights in priority countries, as measured by the percentage of countries with progress on workers' rights to freedom of association after sustained U.S. Government diplomatic and/or programmatic engagement.					
Prior Year Results and Ratings				FY 2011		Planned Targets	
FY 2007	FY 2008	FY 2009	FY 2010	Target	Result and Rating	FY 2012	FY 2013
N/A	N/A	N/A	14.3% [Baseline]  New Indicator, No Rating	28.6%	28.6%  ◀▶ On Target	42.9%	57.0%
Impact		Events in the Middle East have engendered some political will for reform, including in the area of freedom of association and rights for workers. Of the 14 targeted countries monitored, two countries in the region made notable progress on labor rights.					
Methodology		A panel of experts reviews data derived from Sections 7 a and b of State Department Country Reports on Human Rights Practices and related reports, with attention to freedom of association in the workplace in 14 targeted countries. Based on the data, the panelists then make an informed judgment as to whether conditions have improved in each country.					
Data Source and Quality		Department of State Country Reports on Human Rights Practices and other credible reporting on labor rights and practices. Country Reports on Human Rights Practices provide the most comprehensive record available of the condition of human rights around the world. Data quality assessment revealed no significant data limitations.					

### *Justification of Request*

The Department's FY 2013 request of \$24.3 million for the Bureau of Democracy, Human Rights, and Labor provides for the salaries and benefits of 148 personnel including 111 civil service, 35 Foreign Service domestic positions and two overseas positions. Cost of living adjustments are included for American Salaries. Bureau-managed funds provide for computer workstation support, telephone and other staffing support costs, Leahy Vetting, bureau-funded staff to generate the Country Reports on Human Rights Practices, and travel to promote human rights and democracy worldwide. In response to the President's Accountable Government Initiative, this request also includes a decrease of \$40,000 in efficiency savings from proposed reductions in advisory contracts; travel of people and things; printing; and supplies.

# D&CP – BUREAU OF DEMOCRACY, HUMAN RIGHTS, AND LABOR

## *Resource Summary*

	Positions					Funds (\$ in thousands)		
	American				Pos	Bureau	American	Funds
	CS	FS Dom	Overseas	FSN	Total	Managed	Salaries	Total
FY 2011 Actual	110	35	2	0	147	6,287	16,929	23,216
FY 2012 Estimate	111	35	2	0	148	7,105	17,042	24,147
FY 2013 Built-in Changes								
Administrative Savings	0	0	0	0	0	(40)	0	(40)
American COLA	0	0	0	0	0	12	73	85
Domestic Inflation	0	0	0	0	0	88	0	88
Locally Engaged Staff Wage Increases	0	0	0	0	0	1	0	1
Locally-Engaged Staff Step Increases	0	0	0	0	0	1	0	1
Total Built-in Changes	0	0	0	0	0	62	73	135
FY 2013 Current Services	111	35	2	0	148	7,167	17,115	24,282
FY 2013 Request	111	35	2	0	148	7,167	17,115	24,282

## D&CP – BUREAU OF DEMOCRACY, HUMAN RIGHTS, AND LABOR

### *Staff by Program Activity* (positions)

Bureau of Democracy, Human Rights, and Labor	FY 2011 Actual	FY 2012 Estimate	FY 2013 Request	Increase / Decrease
Conduct of Diplomatic Relations	118	120	120	0
Department Direction	34	36	36	0
Public Diplomacy - Program Costs	84	84	84	0
Policy Formulation	28	26	26	0
Department Direction	28	26	26	0
Public Diplomacy	1	2	2	0
Public Diplomacy - Program Costs	1	2	2	0
<b>Total</b>	<b>147</b>	<b>148</b>	<b>148</b>	<b>0</b>

### *Funds by Program Activity* (\$ in thousands)

Bureau of Democracy, Human Rights, and Labor	FY 2011 Actual	FY 2012 Estimate	FY 2013 Request	Increase / Decrease
Conduct of Diplomatic Relations	18,122	18,370	18,455	85
Department Direction	1,310	1,558	1,571	13
Political Affairs	16,812	16,812	16,884	72
Policy Formulation	4,953	5,523	5,572	49
Political Affairs	4,953	5,523	5,572	49
Public Diplomacy	141	254	255	1
Public Diplomacy - Program Costs	141	254	255	1
<b>Total</b>	<b>23,216</b>	<b>24,147</b>	<b>24,282</b>	<b>135</b>

### *Program Activities*

Department Of State	Positions			Funds (\$ in thousands)			
	American		FSN	Pos Total	Bureau Managed	American Salaries	Funds Total
	Domestic	Overseas					
Conduct of Diplomatic Relations	118	2	0	120	1,571	16,884	18,455
Department Direction	34	2	0	36	1,571	0	1,571
Political Affairs	0	0	0	0	0	16,884	16,884
Public Diplomacy - Program Costs	84	0	0	84	0	0	0
Policy Formulation	26	0	0	26	5,572	0	5,572
Department Direction	26	0	0	26	0	0	0

## D&CP – BUREAU OF DEMOCRACY, HUMAN RIGHTS, AND LABOR

Department Of State	Positions			Funds (\$ in thousands)			
	American		FSN	Pos	Bureau	American	Funds
	Domestic	Overseas		Total	Managed	Salaries	Total
Political Affairs	0	0	0	0	5,572	0	5,572
Public Diplomacy	2	0	0	2	24	231	255
Public Diplomacy - Program Costs	2	0	0	2	24	231	255
<b>Total</b>	<b>146</b>	<b>2</b>	<b>0</b>	<b>148</b>	<b>7,167</b>	<b>17,115</b>	<b>24,282</b>

## D&CP – BUREAU OF DEMOCRACY, HUMAN RIGHTS, AND LABOR

### *Staff by Domestic Organization Unit* (positions)

Bureau of Democracy, Human Rights, and Labor	FY 2011 Actual	FY 2012 Estimate	FY 2013 Request	Increase / Decrease
Deputy Assistant Secretary	1	3	3	0
Office for Africa	0	0	9	9
Office for East Asia and Pacific	0	0	7	7
Office for Europe	0	0	7	7
Office for Near East	0	0	6	6
Office for South Central Asia	0	0	5	5
Office for Western Hemisphere	0	0	7	7
Office of Africa and Europe Affairs	19	21	5	(16)
Office of Asia and Western Hemisphere	15	14	3	(11)
Office of Global Programming	0	0	4	4
Office of Human Rights and Democracy	0	3	3	0
Office of International Labor Affairs	10	9	0	(9)
Office of International Labor Rights	0	0	6	6
Office of International Labor and Corporate Social Responsibility	4	3	3	0
Office of International Religious Freedom	20	19	19	0
Office of Multilateral and Global Affairs	17	16	24	8
Office of Near East Asia and South Central Asia	20	28	4	(24)
Office of Policy Planning and Public Diplomacy	0	0	6	6
Office of Strategic and External Affairs	4	1	1	0
Office of the Assistant Secretary	33	27	22	(5)
Principal Deputy Assistant Secretary	1	1	1	0
Senior Coordinator for Democracy Promotion	3	3	3	0
<b>Total</b>	<b>147</b>	<b>148</b>	<b>148</b>	<b>0</b>

### *Funds by Domestic Organization Unit* (\$ in thousands)

Bureau of Democracy, Human Rights, and Labor	FY 2011 Actual	FY 2012 Estimate	FY 2013 Request	Increase / Decrease
Office for Africa	0	0	522	522
Office for Europe	0	0	523	523
Office of Africa and Europe Affairs	3,330	3,150	2,121	(1,029)
Office of Asia and Western Hemisphere	2,210	2,199	2,211	12
Office of International Labor Affairs	1,326	1,177	1,182	5



## D&CP – BUREAU OF DEMOCRACY, HUMAN RIGHTS, AND LABOR

Bureau of Democracy, Human Rights, and Labor	FY 2011 Actual	FY 2012 Estimate	FY 2013 Request	Increase / Decrease
Office of International Labor and Corporate Social Responsibility	675	785	792	7
Office of International Religious Freedom	2,659	2,714	2,732	18
Office of Multilateral and Global Affairs	2,363	2,374	2,387	13
Office of Near East Asia and South Central Asia	5,022	5,493	5,521	28
Office of Strategic and External Affairs	720	928	935	7
Office of the Assistant Secretary	4,911	5,327	5,356	29
<b>Total</b>	<b>23,216</b>	<b>24,147</b>	<b>24,282</b>	<b>135</b>

### *Funds by Object Class*

(\$ in thousands)

Bureau of Democracy, Human Rights, and Labor	FY 2011 Actual	FY 2012 Estimate	FY 2013 Request	Increase / Decrease
1100 Personnel Compensation	13,641	13,842	13,920	78
1200 Personnel Benefits	5,352	5,329	5,364	35
2100 Travel & Trans of Persons	1,522	1,789	1,848	59
2300 Rents, Comm & Utilities	307	357	360	3
2400 Printing & Reproduction	205	235	235	0
2500 Other Services	1,948	2,419	2,379	(40)
2600 Supplies and Materials	165	110	110	0
3100 Personal Property	76	66	66	0
<b>Total</b>	<b>23,216</b>	<b>24,147</b>	<b>24,282</b>	<b>135</b>

*This page intentionally left blank*

## D&CP – BUREAU OF ADMINISTRATION

### *Resource Summary*

(\$ in thousands)

Appropriations	FY 2011 Actual	FY 2012 Estimate	FY 2013 Request	Increase / Decrease
American Positions	708	708	708	0
Funds	471,007	429,230	457,349	28,119

### *Program Description*

The mission of the Bureau of Administration (A) is to provide effective and efficient global operational support for the people and programs of U.S. diplomacy.

Bureau efforts support the Department's strategic goal to "Build a 21st Century workforce; and achieve U.S. government operational and consular efficiency and effectiveness, transparency and accountability; and a secure U.S. Government presence internationally." The Bureau also supports the transition from Department of Defense (DOD) leadership in Iraq and Afghanistan to the Department of State by providing transportation support during post evacuations and leading contingency contracting in times of crisis overseas. A Bureau's efforts are integral components in all the Department's domestic and overseas operations, and therefore support all of the Department's strategic goals. The A Bureau has partners and customers at every post and with every agency represented overseas. It provides services and leadership in management operations within the Department and across agencies. To achieve Department goals and to support the American public, the Bureau also partners with other Federal departments and agencies, as well as state, local and regional government agencies, and private organizations.

The Bureau manages the Department's global supply chain – including the transportation of goods, diplomatic pouches, and mail; and the acquisition of goods and services – from offices in several domestic and foreign locations, and supports White House travel as well as interpretation and translation services. The A Bureau also provides a wide range of administrative and facilities services for the Department's domestic offices, including managing the transformation of the Harry S Truman (HST) building from a 1960s-era facility into a modern, energy-efficient home for diplomacy.

Among its many other programs, the A Bureau provides the platform for domestic emergency management planning and preparedness, strengthens employee awareness, and exercises the Department's Mission Critical Team (MCT). As the information-content managers for the Department, the Bureau provides essential services, including a number of on line information sources, to government agencies, overseas posts, and a global public customer base. The overseas schools program leverages modest financial support and provides guidance to 195 international schools to benefit government employees and their families while promoting American values. The program to establish allowance and differential rates in a timely and consistent manner also impacts government and private sector employees. Oversight of the commissary and recreation associations at 137 posts is equally essential. The Bureau's Executive Office provides a full suite of administrative services to A and to the Bureau of Information Resource Management, and provides human resources services to two additional organizations, thus supporting a population of approximately 2,100 employees.

The Bureau has implemented several changes to improve and highlight contract oversight in accordance with the QDDR and the Administration's goal to strengthen the acquisition workforce. The Bureau launched an improved skills-based Contracting Officer Representative (COR) training course,

## D&CP – BUREAU OF ADMINISTRATION

incorporated contract administration as a performance factor in COR appraisals, created a COR award to highlight contract administrative achievements Department wide, and is now requiring Assistant Secretary verification that adequate contract administration support is available for all service contracts over \$25 million in annual expenditures.

The Bureau has implemented cost reduction and efficiency measures and is identifying additional opportunities to promote efficient and effective spending in accordance with the President’s Accountable Government Initiative. Although approximately 45 percent of the Bureau’s budget represents rent for the Department’s domestic facilities and cannot be redirected in the short term, the Bureau is incorporating energy-efficient buildings into the Department’s domestic office inventory, optimizing space utilization, and reducing water usage, all in support of stabilizing office building costs and achieving the Department’s Sustainability Plan goals. The Bureau is also reducing travel and transportation, supply requirements, printing and reproduction costs, and management support contract costs within its programs and offices.

In another effort to achieve efficiencies, the Bureau has joined in collaborative leadership with DOD, the General Services Administration (GSA), and other agencies to streamline overseas logistics. As part of this cooperative venture, an interagency agreement was reached allowing the Bureau to manage over 700 shipments for military personnel (Army, Navy, Air Force, Marines) assigned to overseas missions. The Bureau’s logistics managers provided shipping services for 17 government agencies and worked closely with GSA and other government agencies to develop an online training module for transportation managers. The training will be accessed by employees government-wide, including at 265 overseas posts. Senior managers representing the A Bureau, GSA, and other agencies envision the development of a certification program for transportation managers similar to that provided to contracting officers. This interagency initiative will strengthen management controls and maximize efficiency on a government-wide scale.

### *Performance*

The Harry S Truman (HST) modernization project is the primary component of the Foggy Bottom Modernization/Consolidation plan and was established in partnership with the General Services Administration (GSA). This effort was born of necessity, given the age of the building’s two components (built in 1939 and 1960, respectively) and the growing deficiencies and complexities associated with its electrical, heating, ventilation, air conditioning and related infrastructure requirements. The project is essential to the Department’s ability to provide a secure, safe and functional facility so that the Department’s Headquarters personnel can perform their mission.

Strategic Goal 7: Build a 21st century workforce; and achieve U.S. government operational and consular efficiency and effectiveness, transparency and accountability; and a secure U.S. government presence internationally				
Active Performance Indicator	Key milestones for the modernization of the Harry S Truman Building.			
PRIOR YEAR RATINGS TREND				
FY 2007	FY 2008	FY 2009	FY 2010	FY 2011
◀▶ On Target	◀▶ On Target	◀▶ On Target	▼ Below Target	▼ Below Target
TARGETS AND RESULTS				

## D&CP – BUREAU OF ADMINISTRATION

FY 2013 Target	<ul style="list-style-type: none"> <li>• Complete relocation of the Phase 1C tenants who are moving to Phase 1B.</li> <li>• Complete last 2 phases (9 and 10) of the Cafeteria renovation</li> <li>• Vacate 90 percent of Phase 1C</li> <li>• Revise Phase 1C Perimeter Hardening documents to comply with the D.C. Department of Transportation (DDOT) setback changes</li> <li>• Award contract for Phase 1C Bid Package 1 Demolition/Perimeter Hardening.</li> <li>• Complete Perimeter Security Environmental Assessment Revisions and 95 percent C&amp;D Street Design.</li> </ul>
FY 2012 Target	<ul style="list-style-type: none"> <li>• Complete construction of Phase 1B Bid Package #3/4 Shell/Core/Tenant build-out</li> <li>• Complete 8 of 10 phases of the Cafeteria Renovation.</li> <li>• Complete design contract documents for Phase 1C Shell, Core, and Tenant Improvements.</li> <li>• Revise 65 percent design of Perimeter Security Improvements for C &amp; D Streets</li> </ul>
FY 2011 Target	<ul style="list-style-type: none"> <li>• Complete 50 percent construction of Phase 1B Bid Package #3/4 Shell/Core/Tenant build-out and Cafeteria.</li> <li>• Complete 90 percent design of Perimeter Security Improvements for C &amp; D Streets.</li> <li>• Complete design of Phase 1C Demolition/Perimeter Hardening.</li> <li>• Complete design of Phase 1C Space Plan and 50 percent Shell, Core, and Tenant Improvements.</li> </ul>
FY 2011 Rating and Result	<p>Rating: Improved But Not Met</p> <ul style="list-style-type: none"> <li>• The 50 percent construction of Phase 1B Bid Package #3/4 Shell/Core/Tenant build-out and Cafeteria has been completed.</li> <li>• The design of Perimeter Security Improvements for C &amp; D Streets remains at 65 percent due to unexpected complications with completion of the Environmental Assessment and resolution of issues with the DC Department of Transportation and the National Academy of Sciences.</li> <li>• The design of Phase 1C Demolition/Perimeter Hardening was completed.</li> <li>• The design of Phase 1C Space Plan was 90 percent completed and 50 percent of the Shell, Core, and Tenant Improvements design was completed.</li> </ul>
Impact	<p>The multi-phased Harry S Truman Building modernization project is the cornerstone of the Department’s master plan to modernize the facilities in the Foggy Bottom area of Washington, D.C. This is a key component of the Department’s strategic priority “Facilities” to provide modern, safe, and functional facilities for its domestic workforce and its operational requirements.</p>
Steps to Improve	<p>The variance from the FY 2011 target is slight, and consists solely of the design of Perimeter Security Improvements for C &amp; D Streets. The Department recently negotiated an agreement with the DC Department of Transportation and will resolve the remaining issues allowing the Perimeter Security design to proceed.</p>
FY 2010 Rating and Result	<p>Rating: Improved But Not Met</p> <ul style="list-style-type: none"> <li>• Bid Package #2 installation of blast resistant windows completed</li> <li>• Phase 1B Bid Package #3/4 tenant build-out construction and cafeteria contract is not yet 15 percent complete, since it was awarded and started later than planned due to additional time required for security clearance approvals of the selected contractor who is new to the Department of State.</li> <li>• 65 percent Perimeter Security Improvements design was completed, but Final Environmental Assessment is slightly behind schedule, due to unexpected additional comments from the D.C. Department of Transportation and the National Academy of Sciences.</li> <li>• Design of Phase 1C Renovation was initiated and is already 35 percent complete.</li> </ul>

## D&CP – BUREAU OF ADMINISTRATION

FY 2009 Rating and Result	<p>Rating: On Target</p> <ul style="list-style-type: none"> <li>• Phase 1B Bid Package #1 Demolition/Abatement completed.</li> <li>• Phase 1B Bid Package #2 installation of blast resistant windows is 58 percent complete.</li> <li>• Design of Bid Package #3/4 for tenant build-out construction was completed October 19, 2009 and is being reviewed.</li> <li>• Draft Environmental Assessment for Perimeter Security Improvements to C and D Street completed.</li> </ul>
FY 2008 Rating and Result	<p>Rating: On Target</p> <ul style="list-style-type: none"> <li>• Phase 1B Bid Package #1 Demolition/Abatement is at 78% completion.</li> <li>• The design for Phase 1B Bid Package #2 Wall Hardening and Blast Resistant Windows was completed in July 2008.</li> <li>• The conceptual design for the 22nd Street Perimeter Security Improvements has been completed and forwarded to the District of Columbia and neighboring agencies to resume the design of the project.</li> </ul>
FY 2007 Rating and Result	<p>Rating: On Target</p> <ul style="list-style-type: none"> <li>• Phase 1B Architect/Engineer contract was awarded, security clearances received and design started April 10, 2007.</li> <li>• 35 percent design for Phase I and II Perimeter Security Improvements completed.</li> <li>• Nuclear Risk Reduction Center (NRRC) renovation completed and occupied in spring 2007.</li> <li>• Phase 1B Demolition documents completed, Housing Plan and Space Planning started.</li> </ul>
<b>VERIFICATION AND VALIDATION</b>	
Methodology	Performance results are determined by reviews and updates during regular design progress meetings, weekly construction progress meetings, weekly project tracking meetings and weekly activity reports. These are supplemented by inspection reports for construction in place, which serve as justification for progress payment review and approval.
Data Source and Quality	The GSA provides progress and weekly activity reports, construction and occupancy schedules, progress meeting minutes, management plans, and completed activities. The reports provide accurate information with a high degree of confidence and reliability. The Data Quality Assessment revealed no significant data limitations.

The Bureau of Administration manages domestic facilities using efficient management practices consistent with federal property management policies and environmental sustainability and resource conservation mandates. The Bureau uses independent third-party building certifications such as the US Green Building Council's (USGBC) Leadership in Energy and Environmental Design (LEED); the Green Building Initiative's Continual Improvement for Existing Buildings (CIEB); and the Energy Star rating to evaluate sustainability. The Bureau commits to achieve certification for all domestic buildings larger than 5,000 gross square feet where the Department has direct operational control. Achieving and maintaining green building certifications implements the Agency Sustainability Plan and contributes to the Department's fulfillment of Strategic Goal #7.

## D&CP – BUREAU OF ADMINISTRATION

<b>Strategic Goal 7: Build a 21st century workforce; and achieve U.S. government operational and consular efficiency and effectiveness, transparency and accountability; and a secure U.S. government presence internationally</b>							
Active Performance Indicator		NEW INDICATOR: Third-Party Sustainable Building Certification for Domestic Owned and Delegated Facilities (LEED or CIEB, Energy Star or equivalent)					
Prior Year Results and Ratings				FY 2011		Planned Targets	
FY 2007	FY 2008	FY 2009	FY 2010	Target	Result and Rating	FY 2012	FY 2013
N/A	N/A	N/A	N/A	N/A	30% [Baseline]  New Indicator, No Rating	35%	40%
Impact		Optimizing performance of domestic facilities decreases environmental impact of the Department's operations and reduces use of energy, water and materials, thereby partially offsetting future cost increases and supporting the Department's Greening Diplomacy Initiative.					
Methodology		This indicator consists of all domestic buildings identified in the Federal Real Property Profile (FRPP) for which the Department has direct operational control and which are larger than 5,000 gross sq. ft. The targets reflect the percentage of these buildings that have achieved certification.					
Data Source and Quality		The FRPP system, a database of all real property under the custody and control of federal agencies, is the source for the number of buildings. Data on CIEB certified building projects is available online at the GBI.org website; and LEED certified building projects are available at the USGBC.org website. There are no data limitations. The FRPP system is maintained by the General Services Administration. USGBC and GBI are ANSI accredited. LEED, Green Globes and Energy Star are endorsed by OMB.					

This indicator will show how efficiently the Department is managing its domestic real estate portfolio. By maintaining the Department's average primary office space utilization rate below the General Services Administration (GSA) average of 133 usable square feet per person, the Department minimizes future cost increases for rent and operating expenses and provides more effectively for mandated position growth. Due to the overwhelming concentration of the Department's domestic space within the National Capital Region (NCR), this indicator applies only to primary office space in the NCR.

## D&CP – BUREAU OF ADMINISTRATION

<b>Strategic Goal 7: Build a 21st century workforce; and achieve U.S. government operational and consular efficiency and effectiveness, transparency and accountability; and a secure U.S. government presence internationally</b>							
Active Performance Indicator		NEW INDICATOR: Average domestic Utilization Rate, in usable square feet (USF), of primary office space per person in the National Capital Region					
Prior Year Results and Ratings				FY 2011		Planned Targets	
FY 2007	FY 2008	FY 2009	FY 2010	Target	Result and Rating	FY 2012	FY 2013
N/A	N/A	N/A	N/A	N/A	122 [Baseline]  New Indicator, No Rating	121	121
Impact		Efficient space use results in less square footage needed, affecting rent and operating costs. Effective real property management is demonstrated by sf. of office space/person. The Department's average is low and will decline slightly over time until attaining the most efficient level, as State continues to consolidate, reconfigure and reduce space, and expand the use of mobile workforce methods.					
Methodology		Primary office space is calculated as the total usable square feet (USF), minus circulation, support, and special space (e.g., cafeterias and auditoriums). The resulting USF is then divided by the number of people housed in the space to obtain the Utilization Rate for the building. The building utilization rates are averaged to get the performance measure.					
Data Source and Quality		The GSA average for Federal office space is based upon the most current GSA Space Use Update. Department data for Usable Square Feet were gathered from GSA leases, then verified with floor plans. Personnel data by building were generated by the Department's Central Emergency Notification System (CENS). Data quality is high.					

### *Justification of Request*

The Department's FY 2013 request of \$457.3 million for the Bureau of Administration consists of an increase of \$28.1 million over the FY 2012 Estimate, comprised of increases of \$5.7 million for current services adjustments and \$22.4 for program changes. The current services adjustment includes cost of living adjustments, GSA rent adjustments, and domestic and overseas inflationary adjustments. In addition, current services includes \$2.0 million in reductions in travel, transportation, advisory services contracts, supplies and other administrative costs in accordance with the President's Accountable Government Initiative. The program increase will allow the bureau to renovate five buildings for contemporary office use for the planned Foggy Bottom consolidation utilizing a BRAC property immediately proximate to the Harry S Truman (HST) building, the Department's headquarters.

#### **Potomac Annex (Navy Hill): \$22,430,000**

The Department plans to acquire five buildings in the Potomac Annex (Navy Hill) BRAC property to eventually consolidate annex functions within the Foggy Bottom area. The requested \$22.4 million will fund the next phase of renovation work (consisting of a construction contract award, construction management, and maintenance) and the second of five yearly payments to the Navy of \$4.5 million to



## **D&CP – BUREAU OF ADMINISTRATION**

cover the fair market value purchase of Potomac Annex. The property will provide an additional office complex in the Foggy Bottom area in accordance with the Department's Strategic Portfolio Housing Plan. With the completion of this renovation, the Department will be able to increase its occupied percentage of government-owned versus commercially leased locations in the Washington metropolitan area, and reduce recurring lease costs. The transfer of the property is scheduled to occur in June 2012. The Department invested \$18.2 million in FY 2010 for initial planning and design, and will require additional funding to continue the acquisition.

## D&CP – BUREAU OF ADMINISTRATION

### *Resource Summary*

	Positions					Funds (\$ in thousands)		
	American				Pos	Bureau	American	Funds
	CS	FS Dom	Overseas	FSN	Total	Managed	Salaries	Total
FY 2011 Actual	679	28	1	0	708	393,351	77,656	471,007
FY 2012 Estimate	679	28	1	0	708	351,574	77,656	429,230
FY 2013 Built-in Changes								
Administrative Savings	0	0	0	0	0	(1,992)	0	(1,992)
American COLA	0	0	0	0	0	47	360	407
Domestic Inflation	0	0	0	0	0	3,695	0	3,695
GSA Rents	0	0	0	0	0	3,579	0	3,579
Total Built-in Changes	0	0	0	0	0	5,329	360	5,689
FY 2013 Current Services	679	28	1	0	708	356,903	78,016	434,919
FY 2013 Program Changes								
Navy Hill	0	0	0	0	0	22,430	0	22,430
Total Program Changes	0	0	0	0	0	22,430	0	22,430
FY 2013 Request	679	28	1	0	708	379,333	78,016	457,349

### *Staff by Program Activity* (positions)

Bureau of Administration	FY 2011 Actual	FY 2012 Estimate	FY 2013 Request	Increase / Decrease
Domestic Administrative Support	348	348	348	0
Bureau Direction	66	66	66	0
Domestic Financial Services	10	10	10	0
Domestic General Services	214	214	214	0
Domestic Personnel Services	58	58	58	0
Domestic Work Space	105	105	105	0
Bureau Direction	1	1	1	0
Domestic Investment in Current Assets	41	41	41	0
Domestic Operations and Maintenance	63	63	63	0
Information Resource Management	255	255	255	0
Corporate Information Systems and Services	211	211	211	0
Infrastructure Systems	44	44	44	0
<b>Total</b>	<b>708</b>	<b>708</b>	<b>708</b>	<b>0</b>

## D&CP – BUREAU OF ADMINISTRATION

### *Funds by Program Activity*

(\$ in thousands)

Bureau of Administration	FY 2011 Actual	FY 2012 Estimate	FY 2013 Request	Increase / Decrease
Domestic Administrative Support	70,248	71,378	71,997	619
Bureau Direction	9,677	12,445	12,548	103
Domestic Financial Services	1,188	1,186	1,192	6
Domestic General Services	45,909	44,531	44,922	391
Domestic Personnel Services	13,474	13,216	13,335	119
Domestic Work Space	292,899	257,145	283,567	26,422
Domestic Investment in Current Assets	55,131	15,959	38,563	22,604
Domestic Operations and Maintenance	61,806	57,723	57,962	239
GSA Rents	175,962	183,463	187,042	3,579
Information Resource Management	97,463	91,494	92,469	975
Corporate Information Systems and Services	69,725	64,682	65,341	659
Infrastructure Systems	27,738	26,812	27,128	316
Overseas Program Support	8,069	6,956	7,048	92
Overseas General Services	8,069	6,956	7,048	92
Public Diplomacy	2,328	2,257	2,268	11
Public Diplomacy - Program Costs	2,328	2,257	2,268	11
<b>Total</b>	<b>471,007</b>	<b>429,230</b>	<b>457,349</b>	<b>28,119</b>

### *Program Activities*

Department Of State	Positions			Funds (\$ in thousands)			
	American		FSN	Pos Total	Bureau Managed	American Salaries	Funds Total
	Domestic	Overseas					
Domestic Administrative Support	348	0	0	348	33,603	38,394	71,997
Bureau Direction	66	0	0	66	5,273	7,275	12,548
Domestic Financial Services	10	0	0	10	88	1,104	1,192
Domestic General Services	214	0	0	214	21,308	23,614	44,922
Domestic Personnel Services	58	0	0	58	6,934	6,401	13,335
Domestic Work Space	104	1	0	105	272,089	11,478	283,567
Bureau Direction	0	1	0	1	0	0	0
Domestic Investment in Current Assets	41	0	0	41	34,038	4,525	38,563
Domestic Operations and Maintenance	63	0	0	63	51,009	6,953	57,962
GSA Rents	0	0	0	0	187,042	0	187,042

## D&CP – BUREAU OF ADMINISTRATION

Department Of State	Positions			Funds (\$ in thousands)			
	American		FSN	Pos	Bureau	American	Funds
	Domestic	Overseas		Total	Managed	Salaries	Total
Information Resource Management	255	0	0	255	64,325	28,144	92,469
Corporate Information Systems and Services	211	0	0	211	42,054	23,287	65,341
Infrastructure Systems	44	0	0	44	22,271	4,857	27,128
Overseas Program Support	0	0	0	0	7,048	0	7,048
Overseas General Services	0	0	0	0	7,048	0	7,048
Public Diplomacy	0	0	0	0	2,268	0	2,268
Public Diplomacy - Program Costs	0	0	0	0	2,268	0	2,268
<b>Total</b>	<b>707</b>	<b>1</b>	<b>0</b>	<b>708</b>	<b>379,333</b>	<b>78,016</b>	<b>457,349</b>

### *Staff by Domestic Organization Unit* (positions)

Bureau of Administration	FY 2011 Actual	FY 2012 Estimate	FY 2013 Request	Increase / Decrease
Commercial Services Management Office	3	3	3	0
Dep. Asst. Secretary for Global Information Services	6	6	6	0
Deputy Assistant Secretary for Logistics Management	14	14	14	0
Deputy Assistant Secretary for Operations	11	11	11	0
Directives	14	14	14	0
Executive Office	88	88	88	0
General Services Management	31	31	31	0
Information Program Services	180	180	180	0
Office of Allowances	14	14	14	0
Office of Emergency Management	7	7	7	0
Office of Facilities Management Services	63	63	63	0
Office of Language Services	49	49	49	0
Office of Overseas Schools	14	14	14	0
Office of Real Property Management	41	41	41	0
Office of Small and Disadvantaged Business Utilization	6	6	6	0
Office of the Assistant Secretary for Administration	9	9	9	0
Office of the Procurement Executive	27	27	27	0
Operations Management	36	36	36	0
Policy and Program Management	86	86	86	0
Presidential-Vice Presidential Travel Support	9	9	9	0
<b>Total</b>	<b>708</b>	<b>708</b>	<b>708</b>	<b>0</b>

## D&CP – BUREAU OF ADMINISTRATION

### *Funds by Domestic Organization Unit*

(\$ in thousands)

Bureau of Administration	FY 2011 Actual	FY 2012 Estimate	FY 2013 Request	Increase / Decrease
Commercial Services Management Office	1,342	1,551	1,569	18
Dep. Asst. Secretary for Global Information Services	1,065	1,536	1,550	14
Deputy Assistant Secretary for Logistics Management	2,992	5,289	5,345	56
Deputy Assistant Secretary for Operations	1,516	1,537	1,548	11
Directives	3,622	3,581	3,616	35
Executive Office	18,960	18,603	18,766	163
GSA & Other Rents Management	175,962	183,463	187,042	3,579
General Services Management	8,634	7,476	7,547	71
Information Program Services	47,955	45,088	45,515	427
Office of Allowances	1,824	1,797	1,807	10
Office of Emergency Management	769	769	773	4
Office of Facilities Management Services	62,193	58,101	58,346	245
Office of Language Services	5,819	5,809	5,839	30
Office of Overseas Schools	7,195	6,990	7,070	80
Office of Real Property Management	55,490	16,310	38,919	22,609
Office of Small and Disadvantaged Business Utilization	928	918	925	7
Office of the Assistant Secretary for Administration	1,205	1,328	1,337	9
Office of the Procurement Executive	4,271	4,091	4,120	29
Operations Management	16,853	15,446	15,617	171
Policy and Program Management	42,864	39,408	39,851	443
Presidential-Vice Presidential Travel Support	9,548	10,139	10,247	108
<b>Total</b>	<b>471,007</b>	<b>429,230</b>	<b>457,349</b>	<b>28,119</b>

### *Funds by Object Class*

(\$ in thousands)

Bureau of Administration	FY 2011 Actual	FY 2012 Estimate	FY 2013 Request	Increase / Decrease
1100 Personnel Compensation	70,030	69,867	70,246	379
1200 Personnel Benefits	18,113	18,097	18,188	91
2100 Travel & Trans of Persons	11,048	10,568	10,597	29
2200 Transportation of Things	1,619	529	531	2
2300 Rents, Comm & Utilities	188,781	190,152	195,448	5,296
2400 Printing & Reproduction	1,194	947	949	2

## D&CP – BUREAU OF ADMINISTRATION

Bureau of Administration	FY 2011 Actual	FY 2012 Estimate	FY 2013 Request	Increase / Decrease
2500 Other Services	166,771	127,922	150,919	22,997
2600 Supplies and Materials	4,193	3,073	3,080	7
3100 Personal Property	8,389	7,335	6,643	(692)
4100 Grants, Subsidies & Contributions	189	184	186	2
4200 Insurance Claims & Indemnities	680	556	562	6
<b>Total</b>	<b>471,007</b>	<b>429,230</b>	<b>457,349</b>	<b>28,119</b>

# D&CP – BUREAU OF DIPLOMATIC SECURITY

## *Resource Summary*

(\$ in thousands)

<b>Appropriations</b>	<b>FY 2011 Actual</b>	<b>FY 2012 Estimate</b>	<b>FY 2013 Request</b>	<b>Increase / Decrease</b>
American Positions	878	878	878	0
Funds	224,882	220,459	226,266	5,807

### *Program Description*

The Bureau of Diplomatic Security (DS) ensures a safe and secure environment for the successful conduct of U.S. foreign policy. DS is the law enforcement and security arm of the U.S. Department of State. To advance American interests and foreign policy, DS protects people, property, and information at more than 274 missions worldwide. DS is a leader in international investigations, threat analysis, cyber security, counterterrorism, personnel security high threat protective security operations, and security technology. DS continues to develop new tools and processes to meet emerging needs and to provide extraordinary security to all those that DS protects.

#### **Protect against Terrorist Attacks**

The support provided to Iraq, Afghanistan, Pakistan, and fragile states is an important pillar of Diplomacy 3.0, and a high priority goal of the Department. Providing support for U.S. foreign policy and operations in fragile states and high threat and combat environments is one of the biggest challenges facing DS, and nowhere is this more evident than in Iraq and Afghanistan. These environments require DS to provide extraordinary security services and necessitate working closely with the military to ensure their assistance is available when needed. Both the Iraqi and Afghan governments are in partnership with the United States in the fight against the Taliban and al-Qaida. These efforts have significantly improved the overall security situation. However, the security situation will remain unpredictable, following the conclusion of the U.S. military combat mission.

In accordance with the 2004 Intelligence and Reform, and Terrorism Prevention Act, DS implemented the Visa and Passport Strategic Plan (VPSP) to defend the homeland, detect terrorist activity, and disrupt terrorist mobility. DS will continue to counter visa and passport fraud, and those aid organizations that support fraud prevention and detection.

DS is reexamining the process for assigning threat ratings in the Security Environment Threat List (SETL). This is an effort to accurately determine the ratio between threat and vulnerability at diplomatic facilities overseas. DS plans to update the Rewards for Justice website, which provides rewards for vital information to prevent or favorably resolve acts of international terrorism against U.S. persons or property worldwide. Rewards may be paid for information leading to the arrest or conviction of terrorists attempting, committing, or conspiring to commit crimes, or aiding and abetting in the commission of such acts.

DS has identified the need for a cohesive intelligence and analytical platform that combines the current disparate data sources pertinent to timely and effective analysis. It is vital that DS has the capability to quickly analyze large-scale intelligence products. The creation of an integrated analytical platform will greatly enhance the Department's ability to conduct historical and trend analysis, as well as effectively and quickly respond to a critical incident.

# D&CP – BUREAU OF DIPLOMATIC SECURITY

## **Protect Lives and Facilities**

Over the next five years, DS envisions the need to provide continual enhancement of physical and technical security countermeasures for Department facilities in critical threat and non-permissive environments. The focus will be on research to develop technological systems, barriers, and building materials to mitigate the global threats against U.S. facilities. The DS Training Center will continue to expand its distance learning, *Knowledge from the Field Program*, to provide needed, real-time training, anytime -- worldwide.

DS will continue efforts to provide personnel the training needed today for tomorrow's mission offering a range of security training to include weapons, anti-terrorism and armored vehicle drivers, surveillance detection, shock/trauma medical, exposure to explosive effects, military vehicles and munitions, and improvised explosive device recognition.

The Overseas Security Advisory Council (OSAC) conferences, seminars, presentations, outreach events, and Country Council meetings are key methods to ensure the U.S. private sector has access to timely, accurate, and actionable security information to make informed risk management decisions. To ensure the success of these programs, OSAC needs to continue providing Regional Security Offices (RSOs) with the necessary resources to remain engaged in addressing the security needs of the private sector overseas. OSAC will continue to increase the number of Country Council visits, new website users, and constituents.

## **Protect Information Designated as Critical to the Security of the United States**

Protecting the global network of information technology (IT) systems and information assets, including classified information, and personally identifiable information (PII), and transitioning Sensitive But Unclassified (SBU) to the Controlled Unclassified Information (CUI) framework, is vital to achieving the Department's diplomacy goals and to supporting daily operations. To enable these mission requirements, DS has established comprehensive *defense-in-depth* programs that leverage an integrated array of technical and analytical programs.

The proactive management of Cyber Security ensures the Department's highest level of defense against malicious software, mobile technology breaches, network intrusion, internal, external, and natural disaster-related cyber threats. DS handles numerous cyber security operations, including lifecycle management; network monitoring, safeguarding data transfer and storage, site security verification, and policy guidance.

DS has established itself as a Center of Excellence (CoE) for Instructor-led Cyber Security Training by building a comprehensive role-based cyber security education and training program for secure infrastructure design and development, incident analysis, and defensive skills and capabilities. As technologies are implemented, DS will train security professionals on systems designed to mitigate security risks. The total training effort will provide Department employees with the knowledge and skills necessary to protect information systems from ever-increasing cyber threats.

## ***Performance***

DS will continue to improve on the personnel security clearance process to efficiently and effectively complete background investigations, adjudications, and granting of personnel security clearances to achieve and maintain compliance with the Intelligence Reform and Terrorist Prevention Act (IRTPA).



## D&CP – BUREAU OF DIPLOMATIC SECURITY

Beginning with FY 2010, OMB changed the target for this metric to 74 days (from 58 days) to include the initiation phase of investigations government-wide.

<b>Strategic Goal 7: Build a 21st century workforce; and achieve U.S. government operational and consular efficiency and effectiveness, transparency and accountability; and a secure U.S. government presence internationally</b>							
Active Performance Indicator		Length of time to complete 90 percent of Top Secret Clearance Single Scope Background Investigations or Secret Clearance National Agency Checks.					
Prior Year Results and Ratings				FY 2011		Planned Targets	
FY 2007	FY 2008	FY 2009	FY 2010	Target	Result and Rating	FY 2012	FY 2013
55 days (Baseline)	67 days ▼ Below Target	67 days ▼ Below Target	70 days ▲ Above Target	74 days	60 days ▲ Above Target	74 days	74 days
Reason for Exceeding Target	Employees and contractors supporting Iraq were granted clearances in an average of 40 days, allowing them to receive more training and be in place sooner.						
Impact	DS has achieved tremendous success in improving the security clearance process. These improvements have been paramount as the Department takes over the mission in Iraq. Employees and contractors supporting Iraq were granted clearances in an average of 40 days, allowing them to receive more training and be in place sooner.						
Methodology	DS has fully utilized IT systems to manage background investigation workflow.						
Data Source and Quality	The Case Management System (CMS) is DS's primary end-to-end workflow management software system. Data from CMS are subjected to routine auditing by members of a Quality Assurance team. This team is charged with ensuring system data is accurate and investigations meet quality standards.						

### *Justification of Request*

The Department's FY 2013 request of \$226.3 million and 878 positions for Diplomatic Security reflects current services, including Locally-Engaged Staff wage increases that apply to guard services. In response to the President's Accountable Government Initiative, this request also includes a decrease of \$634,000 in efficiency savings from proposed reductions in publications & printing, promotional items, and travel that are invoiced through ICASS.

## D&CP – BUREAU OF DIPLOMATIC SECURITY

### *Resource Summary*

	Positions					Funds (\$ in thousands)		
	American				Pos	Bureau	American	Funds
	CS	FS Dom	Overseas	FSN	Total	Managed	Salaries	Total
FY 2011 Actual	397	359	122	0	878	116,500	108,382	224,882
FY 2012 Estimate	397	359	122	0	878	112,077	108,382	220,459
FY 2013 Built-in Changes								
Administrative Savings	0	0	0	0	0	(634)	0	(634)
American COLA	0	0	0	0	0	13	483	496
Locally Engaged Staff Wage Increases	0	0	0	0	0	2,448	0	2,448
Locally-Engaged Staff Step Increases	0	0	0	0	0	2,448	0	2,448
Overseas Price Inflation	0	0	0	0	0	1,049	0	1,049
Total Built-in Changes	0	0	0	0	0	5,324	483	5,807
FY 2013 Current Services	397	359	122	0	878	117,401	108,865	226,266
FY 2013 Request	397	359	122	0	878	117,401	108,865	226,266

### *Staff by Program Activity*

(positions)

Bureau of Diplomatic Security	FY 2011 Actual	FY 2012 Estimate	FY 2013 Request	Increase / Decrease
Counter-Terrorism Programs	401	401	401	0
Investigations and Counterintelligence	401	401	401	0
Diplomatic Security	324	324	324	0
Bureau Direction	202	202	202	0
Mission Security Operations	122	122	122	0
Domestic Administrative Support	74	74	74	0
Domestic Financial Services	74	74	74	0
Information Resource Management	14	14	14	0
Bureau Direction	14	14	14	0
Policy Formulation	30	30	30	0
Bureau Direction	30	30	30	0
Training Services	35	35	35	0
Security Training	35	35	35	0
<b>Total</b>	<b>878</b>	<b>878</b>	<b>878</b>	<b>0</b>

## D&CP – BUREAU OF DIPLOMATIC SECURITY

### *Funds by Program Activity*

(\$ in thousands)

Bureau of Diplomatic Security	FY 2011 Actual	FY 2012 Estimate	FY 2013 Request	Increase / Decrease
Counter-Terrorism Programs	49,721	49,721	49,721	0
Investigations and Counterintelligence	49,721	49,721	49,721	0
Diplomatic Security	156,673	152,250	157,574	5,324
Bureau Direction	24,907	24,907	24,907	0
Mission Security Operations	131,766	127,343	132,667	5,324
Domestic Administrative Support	9,175	9,175	9,175	0
Domestic Financial Services	9,175	9,175	9,175	0
Information Resource Management	1,736	1,736	1,736	0
Bureau Direction	1,736	1,736	1,736	0
Policy Formulation	3,720	3,720	3,720	0
Bureau Direction	3,720	3,720	3,720	0
Training Services	3,857	3,857	4,340	483
Security Training	3,857	3,857	4,340	483
<b>Total</b>	<b>224,882</b>	<b>220,459</b>	<b>226,266</b>	<b>5,807</b>

## D&CP – BUREAU OF DIPLOMATIC SECURITY

### *Program Activities*

Department Of State	Positions			Funds (\$ in thousands)			
	American		FSN	Pos Total	Bureau Managed	American Salaries	Funds Total
	Domestic	Overseas					
Counter-Terrorism Programs	401	0	0	401	0	49,721	49,721
Investigations and Counterintelligence	401	0	0	401	0	49,721	49,721
Diplomatic Security	202	122	0	324	117,401	40,173	157,574
Bureau Direction	202	0	0	202	0	24,907	24,907
Mission Security Operations	0	122	0	122	117,401	15,266	132,667
Domestic Administrative Support	74	0	0	74	0	9,175	9,175
Domestic Financial Services	74	0	0	74	0	9,175	9,175
Information Resource Management	14	0	0	14	0	1,736	1,736
Bureau Direction	14	0	0	14	0	1,736	1,736
Policy Formulation	30	0	0	30	0	3,720	3,720
Bureau Direction	30	0	0	30	0	3,720	3,720
Training Services	35	0	0	35	0	4,340	4,340
Security Training	35	0	0	35	0	4,340	4,340
<b>Total</b>	<b>756</b>	<b>122</b>	<b>0</b>	<b>878</b>	<b>117,401</b>	<b>108,865</b>	<b>226,266</b>

## D&CP – BUREAU OF DIPLOMATIC SECURITY

### *Staff by Domestic Organization Unit* (positions)

Bureau of Diplomatic Security	FY 2011 Actual	FY 2012 Estimate	FY 2013 Request	Increase / Decrease
Assistant Director for International Programs	2	2	2	0
Assistant Director for Training	1	1	1	0
Assistant Secretary for Diplomatic Security	3	3	3	0
Deputy Assistant Secretary for Countermeasures	3	3	3	0
Deputy Assistant Secretary for DS Service	367	367	367	0
Executive Director	7	7	7	0
Office of Accreditation and Certification	9	9	9	0
Office of Administration	14	14	14	0
Office of Antiterrorism Assistance Programs	17	10	10	0
Office of Chief Technology Office	14	14	14	0
Office of Diplomatic Courier Service	15	15	15	0
Office of Domestic Facilities Protection	14	14	14	0
Office of Facility Protection Operations	12	12	12	0
Office of Field Office Management	20	20	20	0
Office of Information Security	14	20	20	0
Office of Intelligence & Threat Analysis	17	17	17	0
Office of International Law Enforcement Center	10	10	10	0
Office of Investigations & Counterintelligence	10	13	13	0
Office of Mobile Security Deployment	20	20	20	0
Office of Personnel Security/Suitability	23	31	31	0
Office of Physical Security Programs	22	41	41	0
Office of Policy and Strategic Planning	18	17	17	0
Office of Protection	25	18	18	0
Office of Regional Directors	25	22	22	0
Office of Security Technology	23	25	25	0
Office of Special Programs and Coordination	13	13	13	0
Office of Training and Performance Support	34	14	14	0
Public Affairs Staff	4	4	4	0
<b>Total</b>	<b>756</b>	<b>756</b>	<b>756</b>	<b>0</b>

## D&CP – BUREAU OF DIPLOMATIC SECURITY

### *Funds by Domestic Organization Unit*

(\$ in thousands)

Bureau of Diplomatic Security	FY 2011 Actual	FY 2012 Estimate	FY 2013 Request	Increase / Decrease
Assistant Director for International Programs	153	153	153	0
Assistant Director for Training	81	81	81	0
Assistant Secretary for Diplomatic Security	108,908	108,908	109,391	483
Deputy Assistant Secretary for Countermeasures	229	229	229	0
Deputy Assistant Secretary for DS Service	54,495	52,944	55,720	2,776
Executive Director	579	579	579	0
Office of Accreditation and Certification	732	732	732	0
Office of Administration	1,046	1,046	1,046	0
Office of Antiterrorism Assistance Programs	1,198	591	591	0
Office of Chief Technology Office	1,046	1,046	1,046	0
Office of Diplomatic Courier Service	2,690	2,690	2,690	0
Office of Domestic Facilities Protection	1,832	1,832	1,832	0
Office of Facility Protection Operations	1,782	1,782	1,782	0
Office of Field Office Management	13,153	13,153	13,153	0
Office of Information Security	3,128	3,564	3,564	0
Office of Intelligence & Threat Analysis	1,438	1,438	1,438	0
Office of International Law Enforcement Center	609	609	609	0
Office of Investigations & Counterintelligence	6,641	6,521	6,521	0
Office of Mobile Security Deployment	1,405	1,405	1,405	0
Office of Personnel Security/Suitability	3,844	3,621	3,844	223
Office of Physical Security Programs	3,391	3,391	3,391	0
Office of Policy and Strategic Planning	633	600	600	0
Office of Protection	5,250	5,250	5,250	0
Office of Regional Directors	2,520	2,215	2,520	305
Office of Security Technology	3,793	3,793	3,793	0
Office of Special Programs and Coordination	999	999	999	0
Office of Training and Performance Support	3,007	987	3,007	2,020
Public Affairs Staff	300	300	300	0
<b>Total</b>	<b>224,882</b>	<b>220,459</b>	<b>226,266</b>	<b>5,807</b>

## D&CP – BUREAU OF DIPLOMATIC SECURITY

### *Staff by Post* (positions)

Bureau of Diplomatic Security (DS)	FY 2011			FY 2012			FY 2013			Increase/Decrease		
	Actual			Estimate			Request					
	Amer	FSN	Total	Amer	FSN	Total	Amer	FSN	Total	Amer	FSN	Total
Australia, Canberra	3	0	3	3	0	3	3	0	3	0	0	0
Bahrain, Manama Couriers	2	0	2	2	0	2	2	0	2	0	0	0
Belgium, Brussels	1	0	1	1	0	1	1	0	1	0	0	0
Bulgaria, Sofia	1	0	1	1	0	1	1	0	1	0	0	0
Canada, Ottawa	1	0	1	1	0	1	1	0	1	0	0	0
China, Beijing	1	0	1	1	0	1	1	0	1	0	0	0
Cote d'Ivoire, Abidjan	2	0	2	2	0	2	2	0	2	0	0	0
Cote d'Ivoire, Abidjan Couriers	1	0	1	1	0	1	1	0	1	0	0	0
Cuba, Havana	1	0	1	1	0	1	1	0	1	0	0	0
Finland, Helsinki	1	0	1	1	0	1	1	0	1	0	0	0
Finland, Helsinki Couriers	2	0	2	2	0	2	2	0	2	0	0	0
France, Paris	1	0	1	1	0	1	1	0	1	0	0	0
Germany, Frankfurt Couriers	36	0	36	36	0	36	36	0	36	0	0	0
Greece, Athens	3	0	3	3	0	3	3	0	3	0	0	0
Italy, Milan	1	0	1	1	0	1	1	0	1	0	0	0
Italy, Rome	1	0	1	1	0	1	1	0	1	0	0	0
Kazakhstan, Diplomatic Security (SEOP), Almaty	1	0	1	1	0	1	1	0	1	0	0	0
Kenya, Nairobi	2	0	2	2	0	2	2	0	2	0	0	0
Mexico, Mexico City	2	0	2	2	0	2	2	0	2	0	0	0
Morocco, Casablanca	1	0	1	3	0	3	3	0	3	0	0	0
Philippines, Manila	5	0	5	5	0	5	5	0	5	0	0	0
Poland, Warsaw	1	0	1	1	0	1	1	0	1	0	0	0
Romania, Bucharest	1	0	1	1	0	1	1	0	1	0	0	0
Russia, Moscow	3	0	3	3	0	3	3	0	3	0	0	0
South Africa, Pretoria Couriers	6	0	6	6	0	6	6	0	6	0	0	0
South Korea, Seoul Couriers	6	0	6	6	0	6	6	0	6	0	0	0
Switzerland, Geneva	5	0	5	3	0	3	3	0	3	0	0	0
Thailand, Bangkok Couriers	21	0	21	21	0	21	21	0	21	0	0	0

## D&CP – BUREAU OF DIPLOMATIC SECURITY

Bureau of Diplomatic Security (DS)	FY 2011			FY 2012			FY 2013			Increase/ Decrease		
	Actual			Estimate			Request					
	Amer	FSN	Total	Amer	FSN	Total	Amer	FSN	Total	Amer	FSN	Total
United Arab Emirates, Abu Dhabi	8	0	8	8	0	8	8	0	8	0	0	0
United Kingdom, London	1	0	1	1	0	1	1	0	1	0	0	0
Uruguay, Montevideo	1	0	1	1	0	1	1	0	1	0	0	0
<b>Total</b>	<b>122</b>	<b>0</b>	<b>122</b>	<b>122</b>	<b>0</b>	<b>122</b>	<b>122</b>	<b>0</b>	<b>122</b>	<b>0</b>	<b>0</b>	<b>0</b>

### *Funds by Object Class*

(\$ in thousands)

Bureau of Diplomatic Security	FY 2011 Actual	FY 2012 Estimate	FY 2013 Request	Increase / Decrease
1100 Personnel Compensation	122,247	120,161	124,092	3,931
1200 Personnel Benefits	55,107	53,193	53,745	552
2500 Other Services	47,528	47,105	48,429	1,324
<b>Total</b>	<b>224,882</b>	<b>220,459</b>	<b>226,266</b>	<b>5,807</b>



# D&CP – BUREAU OF INFORMATION RESOURCE MANAGEMENT

## *Resource Summary*

(\$ in thousands)

<b>Appropriations</b>	<b>FY 2011 Actual</b>	<b>FY 2012 Estimate</b>	<b>FY 2013 Request</b>	<b>Increase / Decrease</b>
American Positions	557	555	555	0
Funds	278,725	271,002	276,770	5,768

### *Program Description*

Information technology (IT) is critical to the Department of State’s diplomatic and consular missions. The Bureau of Information Resource Management (IRM) supports the effective and efficient creation, collection, processing, transmission, dissemination, storage, and disposition of information required to formulate and execute U.S. foreign policy and to manage the Department’s daily operations. The information requirements of the President, the Secretary of State, the Department and its overseas missions, as well as 40 other U.S. agencies in U.S. diplomatic missions overseas, drive the operations of IRM. Carrying out U.S. foreign policy in an increasingly interdependent, rapidly changing, and information-intensive environment constantly presents new challenges. To meet them, the Department needs secure modern technology to: 1) provide timely and accurate information; 2) tools to analyze this information; and 3) means to disseminate this information throughout the Foreign Affairs community and beyond. The Department’s IT Strategic Plan (ITSP) for FY 2011-FY 2013 describes the Chief Information Officer’s (CIO) vision and strategy for providing the right IT tools to meet the challenges of global diplomacy.

The FY 2011-FY 2013 ITSP focuses on the following major strategic goals and sub-goals.

- **Goal 1, Digital Diplomacy** – enables enhanced collaboration and information sharing among internal and external stakeholders by applying modern tools of social networking and value-added information resources to the challenges of diplomacy and development.
- **Goal 2, Global Infrastructure** – provides global access to all U.S. agencies operating overseas under the authority of the Chief of Mission via a robust, worldwide, web-based infrastructure.
- **Goal 3, State’s IT Leadership** – ensures effective governance of all IT resources, domestic and overseas, and focusing on accountability to customers for excellence in performance and service delivery.

As the provider of global IT infrastructure for State and the Foreign Affairs community, IRM is responsible for the ongoing provision and maintenance of the requisite infrastructure and toolsets called for in the ITSP to support the conduct of U.S. diplomacy in this information age. The IRM program includes the following major activities:

#### ***ITSP Goal 1, Digital Diplomacy***

Goal 1 focuses on the use of innovative social networking, knowledge sharing, and similar technologies to support U.S. diplomatic and development initiatives. The Department has been a leader in adapting these tools to the foreign affairs mission.

## **D&CP – BUREAU OF INFORMATION RESOURCE MANAGEMENT**

### **Collaboration and Social Networking Tools**

IRM brings together a range of tools and methods for creating, packaging, and sharing information throughout the Department, with external partners, and public audiences worldwide. A key element is the Department's recently modernized messaging system (SMART) which supports secure information sharing across the Foreign Affairs community using a variety of tools including instant messaging, email, record traffic, inter and intra-agency collaboration tools, and a searchable archive and record management system. The continued operations and maintenance of SMART is vital to the Department's overarching e-Diplomacy strategy, which includes effective knowledge management and inter-agency information sharing and collaboration. SMART provides State Department users with the ability to search, manage, archive, and retrieve the information and knowledge contained in the more than 72 million diplomatic messages sent annually.

The Department has aggressively employed Social Networking and Collaboration tools and concepts in advancing U.S. diplomatic and consular agenda, and in strengthening management operations. For example, within the Department, IRM maintains and enhances Diplopedia, a wiki-based "encyclopedia of the Department," which is extensively used by employees in Headquarters and around the world to efficiently share and access information about a vast range of foreign affairs and management issues. Additionally, Communities @ State, an internal blogging program; Corridor, an internal professional networking application; and The Sounding Board, an internal ideation platform, all help to enhance diplomatic initiatives by providing effective employee collaboration and information sharing capabilities. Moreover, State is furthering its diplomatic objectives through facilitating the use of social media tools with diplomatic partners, including the officials and diplomats of other nations, non-governmental organizations (NGOs) and businesses. The continued support of the State Department's social networking and collaboration programs does much to further successful American diplomacy in today's more integrated, open, fast-paced, and information intensive era of international relations. At the same time it enhances the effectiveness and efficiency of the Department's operations, as well as the capabilities of, and the quality of life for American diplomats.

### **Corporate Information Systems**

IRM supports worldwide systems and applications for the purposes of information sharing and collaboration, including core foreign affairs systems supporting the Secretary and principal officers. IRM operates and maintains the Department's global classified and unclassified infrastructure and networks upon which all of the functional and management systems of the Department depend for IT communication. The key components of the infrastructure include a global telecommunications network, system integration/data interchange platforms, mobile access for the diplomatic workforce, and the requisite security controls.

### ***ITSP Goal 2, Global Infrastructure***

The focus of Goal 2 is on providing a global cloud computing environment and infrastructure that enables State to deliver the full range of IT services to the entire Foreign Affairs community. This infrastructure includes multiple processing centers that ensure the highest levels of redundancy, reliability, and workload sharing. The Data Center Consolidation program is over 50 percent towards the goal of replacing a fragmented legacy processing environment. Another key element of the global infrastructure is a redesigned global network ensuring robust network services and on-demand capacity to meet evolving needs.

### **Information Technology Infrastructure**

To meet the needs of all diplomatic and consular missions overseas, IRM worldwide IT infrastructure services include: 1) secure classified and unclassified telecommunications with Washington, D.C. and posts overseas, 2) data processing, communication, and message centers at Headquarters and abroad, 3) mail and pouch services, 4) special communications support for the Secretary and the President at

## **D&CP – BUREAU OF INFORMATION RESOURCE MANAGEMENT**

meetings abroad, and 5) global secure voice (telephone and radio) and teleconferencing services. In these cost conscious times IRM initiated the consolidation of networks and implementation of Virtual Private Networks (VPNs). IRM continues to provide a secure global network accessible by the mobile diplomat, safe from intentional attacks, and provides the State Department with a high availability for mission critical applications through joint engineering of the next generation of digital communications infrastructure. State's global telecommunications network is the vital and critical link in supporting the mission of front line diplomatic and consular personnel as well as providing mission and IT services to all agencies under Chief of Mission overseas.

### **IT Security**

IRM's approach to IT security is to ensure effective control, allowing for the rapid adoption and broad use of new technology, while meeting FISMA, HSPD-12, related Safeguarding Classified Networks initiatives, and NIST mandates. The Department's goal is to practice strategic risk management to enable secure access management to information and systems, identity controls for secure internal and external collaboration, and comprehensive business continuity plans that can be relied upon in the event of a terrorist or other attack, natural disaster, or catastrophic failure.

### **Foreign Affairs Network (FAN) / IT Transformation Initiative (ITTI)**

The Department has conducted a successful FAN project with the Department of Agriculture's Foreign Agricultural Service (FAS), and has begun a new FAN project with the U.S. Agency for International Development (USAID) called the ITTI to initially transition three USAID missions (and once successfully completed, expand to the remaining missions) to the FAN as recommended in the FY 2010 State/USAID independent study. The broader FAN initiative continues to leverage, reuse, and standardize design elements of projects (e.g. FAS, USAID, etc.) by incorporating them into a broader catalog of services transitioning the Department's OpenNet infrastructure into a FAN Shared Service offering to all agencies operating overseas under Chief of Mission Authority. The funding request is to support the overarching program and project management and operations and maintenance costs associated with FAN requirements and their impact on other project areas. The unique business requirements generated by new agencies on the FAN require integration and coordination of various ongoing Department efforts to ensure interoperability across the enterprise, and require strong oversight and integration with the following cross-functional programs: IPv6, DCCI, NextGen, Safe Harbor, Data Off-Shoring and Regionalization.

### ***ITSP Goal 3, IT Leadership***

Under Goal 3, the Department will strengthen IT governance, increasing transparency and accountability, and will expand training for both IT and non-IT personnel. Goal 3 is a critical enabler of the other two strategic goals, and IRM plays a key role in uniting the functional and regional elements of State to ensure a cost effective and efficient IT environment in an austere budget environment.

### **Information Management Services**

IRM supports the Department's information management activities. These responsibilities include: 1) providing data administration and desktop and server maintenance and support; 2) conducting information management planning activities; 3) developing Department-wide IT policies and standards; and 4) coordinating the establishment of technology priorities through the IT Strategic Plan and the governance structure in compliance with the Information Technology Management Reform Act.

### **Staff Skills**

IRM works with the Department's Foreign Service Institute (FSI) to enhance the skill base of the Department's IT staff to ensure that end-users have the adequate training necessary to use new IT tools, systems, and information. IT staff will focus on ensuring that the Department promotes continuous innovation in the use of IT to support the diplomatic mission. IRM will also focus on enhancing the skills

## D&CP – BUREAU OF INFORMATION RESOURCE MANAGEMENT

and responsibilities of the Department’s IT staff to enable them to play a higher-level consultative role in helping end-users exploit modern technology.

### *Performance*

The Department’s initiative to convert its physical servers into “virtual” servers increases its computing capability in order to meet high user demand while containing costs, consumption of electricity and its carbon dioxide footprint. This indicator measures the percentage of the Department’s physical servers virtualized.

<b>Strategic Goal 7: Build a 21st century workforce; and achieve U.S. government operational and consular efficiency and effectiveness, transparency and accountability; and a secure U.S. government presence internationally</b>							
Active Performance Indicator		Meet increased computing demands and improves energy efficiency through an increased percentage of relevant Department servers virtualized and cloud computing efforts.					
Prior Year Results and Ratings				FY 2011		Planned Targets	
FY 2007	FY 2008	FY 2009	FY 2010	Target	Result and Rating	FY 2012	FY 2013
N/A	N/A	N/A	Baseline Year  New Indicator, No Rating	25%	25%  ◀▶ On Target	40%	60%
Impact		IRM will implement a private cloud based application and processing environment in support of the foreign affairs mission. Significant reduction in energy consumption through the adoption of energy-efficient and emerging green technologies that include virtualization, wake on LAN, shared duplex printers and LEED certified data centers.					
Methodology		Track and report on server virtualization progress across IRM and other stakeholders programs.					
Data Source and Quality		IRM provides a report of what can be virtualized and is virtualized on an annual basis from its operational programs. Obtained from operational programs. Data quality assessments revealed no significant data limitations.					

The Department’s Data Center Consolidation initiative facilitates continuity of operations, strengthens security and risk management of Department data and infrastructure, creates operational efficiencies, and leverages technical and geographic standardization. The initiative allows IRM to offer infrastructure, platform and application services to stakeholders in a manner that contains costs while leveraging cloud computing. This indicator measures the percentage of the Department’s primary Data Centers migrated, closed, or consolidated into two primary and two specialized data centers.

## D&CP – BUREAU OF INFORMATION RESOURCE MANAGEMENT

<b>Strategic Goal 7: Build a 21st century workforce; and achieve U.S. government operational and consular efficiency and effectiveness, transparency and accountability; and a secure U.S. government presence internationally</b>							
Active Performance Indicator		Percentage of the Department’s eleven primary data centers migrated, closed, or consolidated into two primary and two specialized data centers					
Prior Year Results and Ratings				FY 2011		Planned Targets	
FY 2007	FY 2008	FY 2009	FY 2010	Target	Result and Rating	FY 2012	FY 2013
N/A	N/A	N/A	Baseline Year  New Indicator, No Rating	55%	55%  ◀▶ On Target	66%	80%
Impact		Efficient data center operations consolidated and virtualized in accordance with OMB FDDCI executive order. Consolidation will support global applications architecture and deliver a full set of core enterprise services that include failover, backup, load balancing and disaster recovery. All corporate applications will perform adequately across the global network.					
Methodology		The Department identified existing primary datacenters and then established sites, scope and schedules for migration, closure and consolidation within the Federal Data Center Consolidation (FDCC) plan to serve as a baseline Department-wide consolidation strategy. This plan will be used to measure success towards this indicator.					
Data Source and Quality		The Department's FY 2010 FDCC plan, which delineates the current schedule through FY 2015 and is updated quarterly based on results. Data quality is based on FDCC plan reporting. Data quality assessment revealed no significant data limitations.					

### *Justification of Request*

The Department’s FY 2013 request of \$276.77 million for the Bureau of Information Resources Management includes increases to maintain current services. A net increase of \$1.768 million for inflation reduced by efficiency savings such as contracting, travel, printing and supplies will maintain the FY 2012 level of activity. In addition, included is \$4 million for the State Department / USAID IT Transformation Initiative (ITTI) to combine OpenNet and AIDnet into a single network infrastructure and support service at 70 locations outside the continental United States. ITTI is part of the Foreign Affairs Network (FAN) which is intended to transition OpenNet infrastructure into a shared service for all agencies operating overseas under Chief of Mission authority.

# D&CP – BUREAU OF INFORMATION RESOURCE MANAGEMENT

## *Resource Summary*

	Positions					Funds (\$ in thousands)		
	American				Pos	Bureau	American	Funds
	CS	FS Dom	Overseas	FSN	Total	Managed	Salaries	Total
FY 2011 Actual	384	172	1	0	557	213,711	65,014	278,725
FY 2012 Estimate	384	170	1	0	555	206,221	64,781	271,002
FY 2013 Built-in Changes								
Administrative Savings	0	0	0	0	0	(1,167)	0	(1,167)
American COLA	0	0	0	0	0	375	290	665
Domestic Inflation	0	0	0	0	0	2,270	0	2,270
Total Built-in Changes	0	0	0	0	0	1,478	290	1,768
FY 2013 Current Services	384	170	1	0	555	207,699	65,071	272,770
FY 2013 Program Changes								
State/USAID Transformation Initiative (ITTI)	0	0	0	0	0	4,000	0	4,000
Total Program Changes	0	0	0	0	0	4,000	0	4,000
FY 2013 Request	384	170	1	0	555	211,699	65,071	276,770

## *Staff by Program Activity*

(positions)

Bureau of Information Resource Management	FY 2011 Actual	FY 2012 Estimate	FY 2013 Request	Increase / Decrease
Information Resource Management	557	555	555	0
Infrastructure Systems	557	555	555	0
<b>Total</b>	<b>557</b>	<b>555</b>	<b>555</b>	<b>0</b>

## D&CP – BUREAU OF INFORMATION RESOURCE MANAGEMENT

### *Funds by Program Activity*

(\$ in thousands)

Bureau of Information Resource Management	FY 2011 Actual	FY 2012 Estimate	FY 2013 Request	Increase / Decrease
Information Resource Management	278,492	271,002	276,770	5,768
Infrastructure Systems	278,492	271,002	276,770	5,768
Public Diplomacy	233	0	0	0
Infrastructure Systems	233	0	0	0
<b>Total</b>	<b>278,725</b>	<b>271,002</b>	<b>276,770</b>	<b>5,768</b>

### *Program Activities*

Department Of State	Positions				Funds (\$ in thousands)		
	American		FSN	Pos Total	Bureau Managed	American Salaries	Funds Total
	Domestic	Overseas					
Information Resource Management	554	1	0	555	211,699	65,071	276,770
Infrastructure Systems	554	1	0	555	211,699	65,071	276,770
<b>Total</b>	<b>554</b>	<b>1</b>	<b>0</b>	<b>555</b>	<b>211,699</b>	<b>65,071</b>	<b>276,770</b>

## D&CP – BUREAU OF INFORMATION RESOURCE MANAGEMENT

### *Staff by Domestic Organization Unit* (positions)

Bureau of Information Resource Management	FY 2011 Actual	FY 2012 Estimate	FY 2013 Request	Increase / Decrease
Chief Information Officer	23	23	26	3
Deputy CIO for Business, Planning, and Customer Service	3	3	3	0
Deputy CIO for Operations	8	8	7	(1)
Director Customer Service	3	3	3	0
Director E-Diplomacy	45	45	45	0
Director Enterprise Network Management	40	40	40	0
Director Information Assurance	35	35	33	(2)
Director Infrastructure	83	81	81	0
Director Messaging	115	115	115	0
Director Program Management and Analysis	8	8	8	0
Director Systems Integration	87	87	87	0
Governance, Resource, and Performance Management	34	34	34	0
Project Services Office	14	14	14	0
Regional Information Centers	28	28	28	0
Strategic Planning office	31	31	31	0
<b>Total</b>	<b>557</b>	<b>555</b>	<b>555</b>	<b>0</b>



## D&CP – BUREAU OF INFORMATION RESOURCE MANAGEMENT

### *Funds by Domestic Organization Unit*

(\$ in thousands)

Bureau of Information Resource Management	FY 2011 Actual	FY 2012 Estimate	FY 2013 Request	Increase / Decrease
Chief Information Officer	24,156	22,927	23,507	580
Deputy CIO for Business, Planning, and Customer Service	451	842	850	8
Deputy CIO for Operations	705	827	835	8
Director Customer Service	1,484	1,813	1,847	34
Director E-Diplomacy	4,744	7,861	7,984	123
Director Enterprise Network Management	91,456	81,671	83,726	2,055
Director Information Assurance	1,257	3,982	4,002	20
Director Infrastructure	42,048	40,349	41,421	1,072
Director Messaging	55,299	48,034	48,995	961
Director Program Management and Analysis	3,026	2,762	2,821	59
Director Systems Integration	34,045	39,568	40,075	507
Governance, Resource, and Performance Management	4,700	5,645	5,738	93
Project Services Office	2,796	3,028	3,079	51
Regional Information Centers	5,041	4,652	4,719	67
Strategic Planning office	7,517	7,041	7,171	130
<b>Total</b>	<b>278,725</b>	<b>271,002</b>	<b>276,770</b>	<b>5,768</b>

### *Funds by Object Class*

(\$ in thousands)

Bureau of Information Resource Management	FY 2011 Actual	FY 2012 Estimate	FY 2013 Request	Increase / Decrease
1100 Personnel Compensation	50,008	57,286	57,634	348
1200 Personnel Benefits	20,787	13,681	13,788	107
2100 Travel & Trans of Persons	6,415	6,187	5,950	(237)
2200 Transportation of Things	4,472	4,124	4,234	110
2300 Rents, Comm & Utilities	28,792	28,871	30,222	1,351
2500 Other Services	87,351	78,365	80,846	2,481
2600 Supplies and Materials	13,657	14,435	14,235	(200)
3100 Personal Property	67,243	68,053	69,861	1,808
<b>Total</b>	<b>278,725</b>	<b>271,002</b>	<b>276,770</b>	<b>5,768</b>

*This page intentionally left blank*

## D&CP – OFFICE OF FOREIGN MISSIONS

### *Resource Summary*

(\$ in thousands)

Appropriations	FY 2011 Actual	FY 2012 Estimate	FY 2013 Request	Increase / Decrease
Funds	4,089	3,937	3,975	38

### *Program Description*

The Office of Foreign Missions (OFM) was established pursuant to the Foreign Missions Act of 1982. Its primary missions are to:

- Facilitate relations between the United States and foreign governments;
- Protect the national security and other interests of the United States;
- Assist in resolving disputes affecting United States interests involving a foreign mission or sending state;
- Encourage members of foreign missions and international organizations with diplomatic immunity to respect local law;
- Advocate for better treatment of U.S. diplomatic missions and personnel abroad;
- Ensure the application of reciprocity to the benefits and services accorded foreign diplomatic missions in the United States and assist such missions in addressing local legal requirements and working with local officials; and
- Serve foreign diplomats by operating programs for diplomatic motor vehicles, tax, customs, property, and travel and ensure appropriate benefits and services to the foreign mission community in the United States on a reciprocal basis.

### **Services for the Foreign Diplomatic, Consular, United Nations (UN), and International Agency Communities in the U.S.**

OFM provides a wide variety of services to thousands of foreign diplomats and staff at more than 190 Embassies, 220 U.N. missions, 46 Organization of American States (OAS) missions, 78 international organizations, and 700 foreign consulates, as well as their associated offices, nationwide. OFM also provides critical support to the Secretary of State's Office of the Chief of Protocol (S/CPR), which enabled that office to process approximately 50,000 accreditations for members of the foreign diplomatic community and international organizations in the United States. OFM will enhance its ability to provide reciprocal services as described above, which benefits U.S. operations abroad.

### **Foreign Tax Relief Agreements**

OFM aggressively pursues arrangements for the relief of foreign taxes imposed on U.S. diplomatic and consular missions worldwide. OFM leads negotiations for tax-relief arrangements for the Department of State's foreign diplomatic operations, with an emphasis on high cost capital construction projects under the Capital Security Cost Sharing Program. Since FY 2005, OFM's efforts have led to the establishment of 77 construction tax-relief arrangements which have thus far resulted in savings of \$220 million and, as projects get underway, will yield an estimated total cost savings in excess of \$330 million. This equates to a return on taxpayer investment of nearly 3,000 percent in real money with respect to the annual cost of OFM tax relief operations. Appropriately resourced, in FY 2013 OFM will negotiate construction tax-relief arrangements to cover the overseas construction projects scheduled for award. Additional OFM resources are required to achieve maximum benefit for the Department of State's tax-relief requirements.

## **D&CP – OFFICE OF FOREIGN MISSIONS**

### **The Office of Foreign Missions Information System (TOMIS)**

TOMIS is a repository of data that encompasses the entire foreign diplomatic community duly notified to the U.S Government who are working at foreign embassies and consulates, UN and OAS missions, and international organizations throughout the United States and its territories. TOMIS supports the entire spectrum of OFM and the Office of the Chief of Protocol (S/CPR) programs as listed herein. This critically important system employs e-Government (paperless) technology to collect and transmit valuable information and service requests from the foreign diplomatic community. Evolving business requirements, and modifications to business processes, continue to place a demand for changes to TOMIS to ensure rapid and reliable system access to critical data for the broad and growing OFM user community. This user community encompasses an array of inter-agency federal, state, and local law enforcement and security entities which must rely on and make use of the TOMIS data. On a 24/7/365 basis, OFM's TOMIS database provides support to OFM duty officers and the Diplomatic Security Command Center, as a vitally important tool to respond to official and law enforcement inquiries involving the foreign diplomatic community resident throughout the United States. Such queries include issues of public safety and security such as authenticating identification cards, traffic stops, and aiding police response to emergency or criminal incidents. Less time sensitive, yet equally valuable, are queries on tax liabilities which have led to increased revenue for state and local governments.

Changes to the operational infrastructure that will improve the survivability of TOMIS are underway, such as transitions to cloud technology and consolidating servers and data to secure Department of State data centers. Additional functionality is being incorporated to support the evolving demands for TOMIS data and process changes. In FY 2012, TOMIS will be redesigned and updated. The next generation release will include tighter integration with the Consolidated Consular Database that will help ensure traceability of individuals to visa documents; and business processes are being reviewed and streamlined to speed the processing of requests for services. In FY 2013, TOMIS will continue integration with other critical government systems to provide the TOMIS user community with the most up-to-date and accurate data required to perform their duties.

### **Federal Income Tax Withholdings and Compliance**

OFM continues to identify information sharing opportunities that support other government agencies. In FY 2013, OFM information will allow the Internal Revenue Service (IRS) to increase the compliance efforts with regard to locally engaged staff members of foreign missions in the United States who are required to comply with federal and state income tax filing requirements. Cooperation between OFM and the IRS is expected to further increase the rate of compliance by such individuals through consistent enforcement and heightened awareness and understanding of the relevant federal, state, and local income tax laws.

### **Import Clearance for Foreign Missions**

In accordance with the Safe Port Act of 2006 and the Foreign Missions Act, OFM continues to work with representatives of the Bureau of Customs and Border Protection to implement a single electronic portal through which OFM collects and distributes information associated with the clearance of imports consigned to foreign missions and international organizations and their members in the United States. The system must adhere to OMB requirements for Service Component Based Architecture. Increased funding allows OFM to achieve the requirements defined in the Federal Enterprise Architecture and the Joint Enterprise Architecture.

## **D&CP – OFFICE OF FOREIGN MISSIONS**

### **Motor Vehicle Compliance**

The OFM's Motor Vehicle Office, pursuant to the Foreign Missions Act of 1982 and the 1978 Diplomatic Relations Act, ensures that foreign diplomats and missions carry federally mandated levels of liability insurance while also addressing issues associated with diplomats who commit motor vehicle infractions. OFM performs this critical function to protect public safety throughout the United States. Additionally, this office ensures that U.S. missions and diplomats abroad enjoy important and reciprocally balanced motor vehicle privileges and treatment.

In FY 2011, OFM implemented the nationwide launch of new Department of State driver's licenses and tax exemption cards that integrate state of the art security features, that are substantially compliant with the regulations for the REAL ID Act of 2005, and thereby meet critically important Department of Homeland Security equities that will be more easily verified by law enforcement, tax authorities, and vendors. As a recurring cost, in FY 2012 and FY 2013, OFM will issue 13,000 cards annually as new diplomats are assigned to the U.S. and validity dates expire.

### **Outreach**

The OFM establishes and maintains professional liaison relationships with a variety of U.S. law enforcement and security entities nationwide, at the federal, state, and local levels. OFM seeks to expand its law enforcement outreach program in FY 2013 to educate these entities. This program includes OFM's role in emergency management preparedness and liaison with the foreign mission community and emergency responders in the United States. For example, OFM staff members provided assistance in Joplin, Missouri in response to the tornado disaster of May, 2011. coordinating with FEMA, state, and local authorities and served as a liaison for the foreign mission community. This assistance facilitated the U.S. Government's responsibilities under the Vienna Convention on Consular Relations, as well as relieved other emergency responders of the additional challenge of working with foreign residents in their jurisdiction in the time of crisis. These outreach and training seminars are often carried out in conjunction with other representatives from the Diplomatic Security Bureau, the Bureau of Consular Affairs, and the Offices of the Chief of Protocol, and the Legal Advisor.

### **OFM Regional Offices – Foreign Mission Community (exclusive of Washington, D.C.)**

The OFM is represented in six regional office located in Chicago, Houston, Los Angeles, Miami, New York, and San Francisco. Regional Offices extend the Department of State's reach to local and state governmental partners as well as serve the growing consular and international community outside Washington metropolitan area. Local partnerships established by Regional Offices further foreign policy issues and provide access for local and state authorities to the foreign mission community. Recent regional OFM efforts have also uncovered over \$100,000 of taxes owed to state and local tax authorities by individuals fraudulently claiming to be active consular officers with tax-free benefits.

OFM regional offices routinely facilitate foreign investment and development of new international trading partners by successfully linking foreign investors and consulates to U.S. stake holders in host cities across the country. For example, OFM Houston proactively arranges briefings to foreign business and government delegations at the Port of Houston, a primary economy engine for Houston which generated more than \$211 billion in maritime trade and financial investments for the city during 2010, including joint business ventures in excess of \$1 billion each with 40 nations. In FY 2013, OFM anticipates being even more proactive in promoting increased international trade with the Ports of Houston and New Orleans, since the inauguration of the enhanced Panama Canal in 2014 will greatly stimulate increased maritime business within the entire Gulf of Mexico. Other key trading ports include Los Angeles and New York.

## D&CP – OFFICE OF FOREIGN MISSIONS

### TSA Screening Courtesies

As an advocate for reciprocal agreements, OFM presses for the fair treatment of U.S. missions and personnel abroad, while assuring foreign missions that their members residing in the United States receive the same treatment that their respective governments provide to U.S. diplomats abroad. In coordination with the Transportation Security Administration, OFM manages the VIP airport screening program throughout the United States.

### Custodial Properties

In accordance with the Vienna Conventions on Diplomatic and Consular Relations, the OFM has the responsibility to protect and preserve diplomatic and consular properties of foreign governments with which the United States has severed diplomatic relations. OFM is the designated custodian of 11 Iranian diplomatic and consular properties throughout the United States. Over the years OFM has had custody of properties belonging to the governments of Cambodia, Iran, Iraq, Somalia, Vietnam, and the former Yugoslavia. OFM's superior care of these properties has greatly benefited the Department of State when relations have been restored. In the case of Vietnam, for example, when relations were restored the superior condition of its former chancery in the United States stood in marked contrast to the condition of the Department of State's diplomatic properties in Vietnam and, as a result, the U.S. was able to negotiate a favorable property settlement.

### *Justification of Request*

The FY 2013 request for the Office of Foreign Missions is \$3.97 million, including current services increase of \$38,000 above the FY2012 estimate due to inflation and Cost of Living Allowances (COLA) for positions within the Working Capital Fund. This request also includes an efficiency savings of \$19,000 in contractor services and \$3,000 in travel for a total efficiency savings of \$22,000.

### *Resource Summary*

	Positions					Funds (\$ in thousands)		
	American				Pos	Bureau	American	Funds
	CS	FS Dom	Overseas	FSN	Total	Managed	Salaries	Total
FY 2011 Actual	0	0	0	0	0	4,089	0	4,089
FY 2012 Estimate	0	0	0	0	0	3,937	0	3,937
FY 2013 Built-in Changes								
Administrative Savings	0	0	0	0	0	(22)	0	(22)
American COLA	0	0	0	0	0	33	0	33
Domestic Inflation	0	0	0	0	0	27	0	27
Total Built-in Changes	0	0	0	0	0	38	0	38
FY 2013 Current Services	0	0	0	0	0	3,975	0	3,975
FY 2013 Request	0	0	0	0	0	3,975	0	3,975

## D&CP – OFFICE OF FOREIGN MISSIONS

### *Funds by Program Activity*

(\$ in thousands)

Office of Foreign Missions	FY 2011 Actual	FY 2012 Estimate	FY 2013 Request	Increase / Decrease
Conduct of Diplomatic Relations	2,683	2,522	2,589	67
Bureau Direction	2,683	2,522	2,589	67
Domestic Administrative Support	327	267	255	(12)
Bureau Direction	327	267	255	(12)
Information Resource Management	950	1,071	1,057	(14)
Office Automation	950	1,071	1,057	(14)
Policy Formulation	129	77	74	(3)
Political Affairs	129	77	74	(3)
<b>Total</b>	<b>4,089</b>	<b>3,937</b>	<b>3,975</b>	<b>38</b>

### *Program Activities*

Department Of State	Positions			Funds (\$ in thousands)			
	American		FSN	Pos Total	Bureau Managed	American Salaries	Funds Total
	Domestic	Overseas					
Conduct of Diplomatic Relations	0	0	0	0	2,589	0	2,589
Bureau Direction	0	0	0	0	2,589	0	2,589
Domestic Administrative Support	0	0	0	0	255	0	255
Bureau Direction	0	0	0	0	255	0	255
Information Resource Management	0	0	0	0	1,057	0	1,057
Office Automation	0	0	0	0	1,057	0	1,057
Policy Formulation	0	0	0	0	74	0	74
Political Affairs	0	0	0	0	74	0	74
<b>Total</b>	<b>0</b>	<b>0</b>	<b>0</b>	<b>0</b>	<b>3,975</b>	<b>0</b>	<b>3,975</b>

## D&CP – OFFICE OF FOREIGN MISSIONS

### *Funds by Domestic Organization Unit*

(\$ in thousands)

Office of Foreign Missions	FY 2011 Actual	FY 2012 Estimate	FY 2013 Request	Increase / Decrease
Chicago Field Office	275	225	218	(7)
Houston Field Office	238	241	223	(18)
Los Angeles Field Office	259	260	223	(37)
Miami Field Office	216	212	211	(1)
New York Field Office	340	342	328	(14)
Office of Information Management	900	1,139	1,122	(17)
Office of Property, Taxes, Services, and Benefits	338	387	444	57
Office of Vehicles, Tax, Customs	501	619	713	94
Office of the Deputy Assistant Secretary	780	277	264	(13)
San Francisco Field Office	242	235	229	(6)
<b>Total</b>	<b>4,089</b>	<b>3,937</b>	<b>3,975</b>	<b>38</b>

### *Funds by Object Class*

(\$ in thousands)

Office of Foreign Missions	FY 2011 Actual	FY 2012 Estimate	FY 2013 Request	Increase / Decrease
1100 Personnel Compensation	1,755	1,828	1,865	37
1200 Personnel Benefits	632	658	671	13
2100 Travel & Trans of Persons	97	91	89	(2)
2500 Other Services	1,450	1,243	1,244	1
2600 Supplies and Materials	155	117	106	(11)
<b>Total</b>	<b>4,089</b>	<b>3,937</b>	<b>3,975</b>	<b>38</b>



## D&CP – POST ASSIGNMENT TRAVEL

### *Resource Summary*

(\$ in thousands)

Appropriations	FY 2011 Actual	FY 2012 Estimate	FY 2013 Request	Increase / Decrease
Funds	171,049	199,065	202,556	3,491

### *Program Description*

Post Assignment Travel (PAT) supports the Department's worldwide change of station costs, travel and transportation costs, and training per diem. This function is crucial to staffing overseas missions with competent trained personnel and ensuring effective management of human resources. The request supports the permanent change of station requirements for Foreign Service and Civil Service personnel ensuring timely deployment of personnel, their families, and their personal effects. The PAT function supports the Department's mission in the following key areas:

#### **Permanent Change of Station (PCS)**

The majority of funds will be used for travel of employees and eligible family members, shipment of household effects and privately-owned vehicles, and placement of household effects into storage and the continuing storage of those effects. Except for travel funded by other appropriations or bureaus, this account funds all allowable appointment, transfer, home leave, and separation travel for both the Foreign Service and the Civil Service. Tours of duty are generally three or four years at most overseas posts and one or two years at posts with extreme hardship conditions. While costs vary widely from post to post, the average cost per PCS is \$33,385.

#### **Training Per Diem**

Per diem is provided for employees while in extended training at the Foreign Service Institute (FSI) in Arlington, Virginia. The training, which these per diem payments will support, prepares Foreign Service officers and Specialists for their next overseas assignments. Employees can receive per diem for up to two years while studying difficult languages at FSI.

### *Justification of Request*

The FY 2013 request of \$202.6 million for PAT is a net increase of \$3.49 million over the FY 2012 Estimate level. The request factors in a decrease of \$1 million to curb administrative spending for costs associated with the travel and transportation of persons and things, and advisory contracts. This is offset by increases due to rising costs associated with fuel, airfares, and per diems to support the Department's increased staff.

## D&CP – POST ASSIGNMENT TRAVEL

### *Resource Summary*

	Positions					Funds (\$ in thousands)		
	American				Pos	Bureau	American	Funds
	CS	FS Dom	Overseas	FSN	Total	Managed	Salaries	Total
FY 2011 Actual	0	0	0	0	0	171,049	0	171,049
FY 2012 Estimate	0	0	0	0	0	199,065	0	199,065
FY 2013 Built-in Changes								
Administrative Savings	0	0	0	0	0	(1,013)	0	(1,013)
American COLA	0	0	0	0	0	111	0	111
Domestic Inflation	0	0	0	0	0	928	0	928
Overseas Price Inflation	0	0	0	0	0	3,465	0	3,465
Total Built-in Changes	0	0	0	0	0	3,491	0	3,491
FY 2013 Current Services	0	0	0	0	0	202,556	0	202,556
FY 2013 Request	0	0	0	0	0	202,556	0	202,556

### *Funds by Program Activity*

(\$ in thousands)

Post Assignment Travel	FY 2011 Actual	FY 2012 Estimate	FY 2013 Request	Increase / Decrease
Post Assignment Travel	171,049	199,065	202,556	3,491
<b>Total</b>	<b>171,049</b>	<b>199,065</b>	<b>202,556</b>	<b>3,491</b>

### *Program Activities*

Department Of State	Positions				Funds (\$ in thousands)		
	American			Pos	Bureau	American	Funds
	Domestic	Overseas	FSN	Total	Managed	Salaries	Total
Post Assignment Travel	0	0	0	0	202,556	0	202,556
<b>Total</b>	<b>0</b>	<b>0</b>	<b>0</b>	<b>0</b>	<b>202,556</b>	<b>0</b>	<b>202,556</b>

## D&CP – POST ASSIGNMENT TRAVEL

### *Funds by Domestic Organization Unit*

(\$ in thousands)

<b>Post Assignment Travel</b>	<b>FY 2011 Actual</b>	<b>FY 2012 Estimate</b>	<b>FY 2013 Request</b>	<b>Increase / Decrease</b>
Post Assignment Travel	171,049	199,065	202,556	3,491
<b>Total</b>	<b>171,049</b>	<b>199,065</b>	<b>202,556</b>	<b>3,491</b>

### *Funds by Object Class*

(\$ in thousands)

<b>Post Assignment Travel</b>	<b>FY 2011 Actual</b>	<b>FY 2012 Estimate</b>	<b>FY 2013 Request</b>	<b>Increase / Decrease</b>
1200 Personnel Benefits	12,151	13,935	14,179	244
2100 Travel & Trans of Persons	43,397	50,549	52,042	1,493
2200 Transportation of Things	91,198	106,237	107,256	1,019
2300 Rents, Comm & Utilities	13,887	16,177	17,010	833
2500 Other Services	10,416	12,167	12,069	(98)
<b>Total</b>	<b>171,049</b>	<b>199,065</b>	<b>202,556</b>	<b>3,491</b>

*This page intentionally left blank*

# D&CP – OFFICE OF POPULATION AND INTERNATIONAL MIGRATION

## *Resource Summary*

(\$ in thousands)

Appropriations	FY 2011 Actual	FY 2012 Estimate	FY 2013 Request	Increase / Decrease
Funds	547	661	678	17

### *Program Description*

The Bureau of Population, Refugees and Migration (PRM), including the Office of Population and International Migration (PIM), coordinates U.S. policies related to international population diplomacy. PRM/PIM takes the lead in the State Department, in collaboration with other bureaus and the U.S. Agency for International Development (USAID), to accomplish the Administration's goals related to population, family planning, and reproductive health. PRM/PIM coordinates closely with other bureaus and agencies to determine foreign assistance funding levels for multilateral organizations involved with population programs. Funding to support bilateral international family planning activities is in the Global Health and Child Survival and other foreign operations accounts administered by USAID.

A portion of PRM/PIM's operating expenses, including salaries and benefits for six staff who work on population issues in PRM/PIM, are funded with Diplomatic and Consular Programs account funds. Through PRM/PIM, the U.S. Government advocates for international programs to enhance maternal and child health, promote family planning, and reduce the incidence of abortion, and provides policy analysis on demographic issues such as population aging. The U.S. Government promotes the principles embodied in the Program of Action adopted at the 1994 International Conference on Population and Development. These include human rights, gender equality, strong families, care and protection of children, the right of all couples and individuals to decide freely and responsibly the number, spacing and timing of their children and to have the information and means to do so, and that international family planning goals are defined in terms of unmet needs for information and services and that family planning activities adhere to the principle of voluntary choice.

PRM/PIM prepares U.S. delegations for international meetings and conducts bilateral negotiations in support of these principles. PRM/PIM has the lead in representing the U.S. Government on the Executive Board of the United Nations Population Fund (UNFPA) as well as the U.N. Commission on Population and Development (CPD). The office conducts outreach and dialogue with officials of governments, NGOs, and other organizations engaged with population, family planning and reproductive health matters.

The Department coordinates U.S. policies related to international population issues and promotes goals in the joint State/USAID Strategic Plan. PRM/PIM provides leadership in furthering the U.S. Government goal of promoting healthy and educated populations. The Bureau serves as the State Department's central point of contact for policy guidance relating to population, particularly on reproductive and sexual health and demographic analysis. The Office works with other State Department offices and U.S. Government agencies to ensure that language regarding population issues in documents adopted in multilateral fora, including the UN, is consistent with U.S. Government policy. PRM/PIM participates in the development of policy associated with maternal and reproductive health in the Millennium Development Goals. PRM has been increasingly engaged in the issue of the migration of health workers, a topic of growing discussion in multilateral fora, including the World Health Organization and the Group of Eight. PRM/PIM plays a lead role in implementing President Obama's decision to work with Congress to restore U.S. financial support for the UNFPA. The office also works closely with USAID to implement the

## D&CP – OFFICE OF POPULATION AND INTERNATIONAL MIGRATION

President’s decision to reduce unintended pregnancies and promote safe motherhood by rescinding the Mexico City Policy that placed unnecessarily broad restrictions on international family planning assistance.

### *Justification of Request*

The FY 2013 budget request of \$0.7 million reflects a net increase of \$17,000 above the FY 2012 estimate. Included within this level is an increase of \$3,000 for American COLA; -\$4,000 for administrative cost savings, and \$18,000 for the operational travel requirements of the Office of Population and International Migration. This travel is in support of the Department’s Strategic Goals and priorities under SG4 as it relates to the administrating of the Departments’ and the Bureau of Population Refugee and Migrations’ family planning, child survival, and reproductive health goals.

### **Travel \$18,000**

The FY 2013 request provides funding for the PRM/PIM to accomplish its role as the lead in representing the U.S. Government on the Executive Board of the UN Population Fund (UNFPA) at thrice-yearly meetings as well as the U.N. Commission on Population and Development (CPD). The funds will allow them to fulfill these responsibilities, some of which require domestic and international travel, including two countries such as the People’s Republic of China, whose population practices continue to be of great concern to the Administration and the Congress.

### *Resource Summary*

	Positions					Funds (\$ in thousands)		
	American			FSN	Pos Total	Bureau	American	Funds
	CS	FS Dom	Overseas			Managed	Salaries	Total
FY 2011 Actual	0	0	0	0	0	547	0	547
FY 2012 Estimate	0	0	0	0	0	661	0	661
FY 2013 Built-in Changes								
Administrative Savings	0	0	0	0	0	(4)	0	(4)
American COLA	0	0	0	0	0	3	0	3
Total Built-in Changes	0	0	0	0	0	(1)	0	(1)
FY 2013 Current Services	0	0	0	0	0	660	0	660
FY 2013 Program Changes								
Operational Requirements for Travel	0	0	0	0	0	18	0	18
Total Program Changes	0	0	0	0	0	18	0	18
FY 2013 Request	0	0	0	0	0	678	0	678

**D&CP – OFFICE OF POPULATION AND INTERNATIONAL  
MIGRATION**

***Funds by Program Activity***  
(\$ in thousands)

<b>Office of Population and International Migration</b>	<b>FY 2011 Actual</b>	<b>FY 2012 Estimate</b>	<b>FY 2013 Request</b>	<b>Increase / Decrease</b>
Policy Formulation	547	661	678	17
<b>Total</b>	<b>547</b>	<b>661</b>	<b>678</b>	<b>17</b>

***Program Activities***

<b>Population, Refugees, and Migration (PRM/POP)</b>	<b>Positions</b>			<b>Funds (\$ in thousands)</b>			
	<b>American</b>		<b>FSN</b>	<b>Pos Total</b>	<b>Bureau Managed</b>	<b>American Salaries</b>	<b>Funds Total</b>
	<b>Domestic</b>	<b>Overseas</b>					
Policy Formulation	0	0	0	0	678	0	678
<b>Total</b>	<b>0</b>	<b>0</b>	<b>0</b>	<b>0</b>	<b>678</b>	<b>0</b>	<b>678</b>

***Funds by Object Class***  
(\$ in thousands)

<b>Office of Population and International Migration</b>	<b>FY 2011 Actual</b>	<b>FY 2012 Estimate</b>	<b>FY 2013 Request</b>	<b>Increase / Decrease</b>
1100 Personnel Compensation	414	500	503	3
1200 Personnel Benefits	115	139	135	(4)
2100 Travel & Trans of Persons	18	22	40	18
<b>Total</b>	<b>547</b>	<b>661</b>	<b>678</b>	<b>17</b>

*This page intentionally left blank*



## D&CP – INTERNATIONAL CRIMINAL JUSTICE

### *Resource Summary*

(\$ in thousands)

Appropriations	FY 2011 Actual	FY 2012 Estimate	FY 2013 Request	Increase / Decrease
American Positions	13	13	13	0
Funds	1,412	1,412	1,417	5

The resources shown in the FY 2011 column above includes 3 Career Entry Program (CEP) personnel funded in FY 2011 within the D&CP appropriation.

### *Program Description*

The Office of Anti-Crime Programs (INL/C), located in the Bureau of International Narcotics and Law Enforcement Affairs (INL), coordinates policy and programs to combat a range of transnational crime and other illicit threats to U.S. national security interests including: money laundering and terrorist financing; alien smuggling; intellectual property theft; cyber-crime and cyber security; kleptocracy; and corruption. INL/C is also responsible for administering the International Law Enforcement Academies (ILEAs) and drug demand reduction programs. Anti-crime programs include providing law enforcement training, technical assistance, and procurement of equipment when determined to be in the strategic interest of the United States. INL/C provides training, technical assistance, and contributions to several multilateral organizations that focus on developing and advancing the implementation of international criminal control norms at the global, regional, and national levels. The Diplomatic and Consular Programs account funds the salaries and benefits for INL/C staff. Program funding is provided through annual Foreign Operations appropriations.

In FY 2013, INL/C programs will continue to address terrorist financing and money laundering threats to the United States. Initiatives include projects to detect and deter trade-based money laundering, bulk cash smuggling, and the misuse of alternative remittance systems to move the funds of terrorists and other criminals. Programs will also sustain the multi-year, regionally based technical assistance/training programs to establish comprehensive anti-money laundering/anti-terrorist financing regimes.

INL/C continues to support regional organizations, such as the Organization of American States (OAS), on alien smuggling/border security initiatives, an area of major concern because methods of smuggling illegal migrants can also serve as a vehicle for terrorist entry into the United States. INL/C supports several federal law enforcement agencies bilaterally to implement border security and alien smuggling programs, such as training for immigration and customs officials.

INL/C funds U.S. law enforcement training and technical assistance to build legal regimes and law enforcement capacity to combat the criminal misuse of information technology and intellectual property rights (IPR) crime. On cyber crime, INL/C will support efforts that will enhance the cyber crime law enforcement capacities of cooperating nations in vulnerable regions around the world that also furthers U.S. interests.

INL/C supports anticorruption programs, including continuing work with international organizations such as the Council of Europe, the Organization of American States, Asia-Pacific Economic Cooperation, Middle East and North Africa Anticorruption and Integrity Network, and other organizations to fight corruption. Funds will support participation in the United Nations' continuing process to increase the number of countries to ratify the UN Convention Against Corruption. Funds will also support

## D&CP – INTERNATIONAL CRIMINAL JUSTICE

strengthened and broadened efforts to address kleptocracy, and to support international partners to dismantle transnational illicit networks.

INL/C supports training in several regions around the world on the latest science-based and “best practice” methods to prevent and reduce drug use and related violence. Training targets cocaine abuse (especially juvenile crack addiction), methamphetamine and intravenous heroin abuse that contribute to HIV/AIDS, and rising adolescent drug use. Projects will continue to support: model residential drug treatment programs for high-risk female youth in Latin America; outreach and aftercare centers in volatile Muslim regions, especially Southeast/Southwest Asia and the Middle East; pilot drug intervention program for crack cocaine addicted children in Latin America; further development of curricula on drug addiction among younger populations; and drug-free community coalition programs (Latin America, Africa, and Mexico’s multiple threats of criminal gangs, drug cartels, and illegal drug use) to assist civil society/grassroots organizations in fighting illegal drugs.

INL/C will continue to support ILEAs in Hungary, Thailand, El Salvador, Botswana, New Mexico, and the Regional Training Center in Peru. ILEAs provide training and technical assistance, support institution building, develop law enforcement capabilities, and foster U.S. law enforcement relationships with foreign counterparts to address common criminal problems and responsive methods/techniques. The FY 2013 program also continues to support an initiative that focuses on West Africa security capabilities, including training to help build cross-border and regional relationships, and threats posed by terrorist organizations.

### *Justification of Request*

The FY 2013 budget request of \$1.4 million for International Criminal Justice includes increases to maintain current services and support several key initiatives. The increase of \$5,000 provides for U.S. Direct Hire COLA, and maintains the FY 2012 level of activity.

### *Resource Summary*

	Positions					Funds (\$ in thousands)		
	American				Pos	Bureau	American	Funds
	CS	FS Dom	Overseas	FSN	Total	Managed	Salaries	Total
FY 2011 Actual	13	0	0	0	13	0	1,412	1,412
FY 2012 Estimate	13	0	0	0	13	0	1,412	1,412
FY 2013 Built-in Changes								
American COLA	0	0	0	0	0	0	5	5
Total Built-in Changes	0	0	0	0	0	0	5	5
FY 2013 Current Services	13	0	0	0	13	0	1,417	1,417
FY 2013 Request	13	0	0	0	13	0	1,417	1,417

## D&CP – INTERNATIONAL CRIMINAL JUSTICE

### *Staff by Program Activity* (positions)

International Criminal Justice	FY 2011 Actual	FY 2012 Estimate	FY 2013 Request	Increase / Decrease
Counter-Terrorism Programs	13	13	13	0
<b>Total</b>	<b>13</b>	<b>13</b>	<b>13</b>	<b>0</b>

### *Funds by Program Activity* (\$ in thousands)

International Criminal Justice	FY 2011 Actual	FY 2012 Estimate	FY 2013 Request	Increase / Decrease
Counter-Terrorism Programs	1,412	1,412	1,417	5
<b>Total</b>	<b>1,412</b>	<b>1,412</b>	<b>1,417</b>	<b>5</b>

### *Program Activities*

International Criminal Justice (ICJ)	Positions				Funds (\$ in thousands)		
	American		FSN	Pos Total	Bureau Managed	American Salaries	Funds Total
	Domestic	Overseas					
Counter-Terrorism Programs	13	0	0	13	0	1,417	1,417
<b>Total</b>	<b>13</b>	<b>0</b>	<b>0</b>	<b>13</b>	<b>0</b>	<b>1,417</b>	<b>1,417</b>

### *Staff by Domestic Organization Unit* (positions)

International Criminal Justice	FY 2011 Actual	FY 2012 Estimate	FY 2013 Request	Increase / Decrease
Organized Crime Division	13	13	13	0
<b>Total</b>	<b>13</b>	<b>13</b>	<b>13</b>	<b>0</b>

## D&CP – INTERNATIONAL CRIMINAL JUSTICE

### *Funds by Domestic Organization Unit*

(\$ in thousands)

<b>International Criminal Justice</b>	<b>FY 2011 Actual</b>	<b>FY 2012 Estimate</b>	<b>FY 2013 Request</b>	<b>Increase / Decrease</b>
Organized Crime Division	1,412	1,412	1,417	5
<b>Total</b>	<b>1,412</b>	<b>1,412</b>	<b>1,417</b>	<b>5</b>

### *Funds by Object Class*

(\$ in thousands)

<b>International Criminal Justice</b>	<b>FY 2011 Actual</b>	<b>FY 2012 Estimate</b>	<b>FY 2013 Request</b>	<b>Increase / Decrease</b>
1100 Personnel Compensation	1,255	1,255	1,259	4
1200 Personnel Benefits	157	157	158	1
<b>Total</b>	<b>1,412</b>	<b>1,412</b>	<b>1,417</b>	<b>5</b>

## D&CP – OFFICE TO MONITOR AND COMBAT TRAFFICKING IN PERSONS

### *Resource Summary*

(\$ in thousands)

Appropriations	FY 2011 Actual	FY 2012 Estimate	FY 2013 Request	Increase / Decrease
American Positions	38	38	38	0
Funds	6,531	6,433	6,464	31

### *Program Description*

The Office to Monitor and Combat Trafficking in Persons (J/TIP) was established in October 2001 pursuant to the Trafficking Victims Protection Act (TVPA) of 2000, and its subsequent reauthorizations. To fulfill its mission, J/TIP provides leadership and coordination within the U.S. Government as well as engages with foreign governments, civil society, and multilateral organizations to focus attention and devote resources to addressing human trafficking with the ultimate goal of eradicating this crime. J/TIP accomplishes this work by implementing mandates of the TVPA and its reauthorizations and promoting the prosecution of traffickers, protection of victims, prevention of trafficking in persons (TIP), and facilitation of partnerships worldwide.

J/TIP is responsible for: compiling and submitting the annual *Trafficking in Persons Report* to Congress on anti-human trafficking efforts of foreign governments; managing central anti-trafficking funds; advancing public awareness and advocacy in concert with non-governmental organizations (NGOs), international organizations, the Congress, and the media; coordinating and chairing an interagency process guiding U. S. Government anti-trafficking policy and programs; and working with multilateral organizations. In FY 2013, J/TIP will publish the thirteenth annual TIP Report. In preparing the report, J/TIP engages with foreign governments and civil society organizations to focus attention on trafficking in persons and conduct assessments of each country's anti-trafficking efforts according to the minimum standards established in the TVPA. The 2011 TIP Report assessed 184 countries including the United States. The goal of this report is not to punish but to spur governments to take action against Trafficking in Persons (TIP). The report's high credibility is based on tough, honest, and objective assessments of efforts made by governments to address and eradicate TIP. Countries included in the report are placed in one of four categories (Tier 1, Tier 2, Tier 2 Watch List, and Tier 3) based on the degree to which they comply or are making efforts to comply with the minimum standards set by TVPA, as amended. Beginning with the 2011 Report, countries that had been ranked on the Tier 2 Watch List for two consecutive years, faced automatic downgrades to Tier 3 unless provided a waiver by the Secretary of State. As a result of this new requirement, 37 countries fell into this category. Of these 37 countries, 13 were upgraded to Tier 2 based on merit of progress made; 13 remained on the Tier 2 Watch List through a waiver by the Secretary of State; 10 countries were downgraded to Tier 3; and, one country was treated as a special case.

J/TIP currently manages 168 open grants. This totals more than \$64 million in foreign assistance funds that J/TIP oversees to combat TIP throughout the world. J/TIP staff prepares solicitations, organizes interagency panel reviews of grant proposals, monitors ongoing projects, makes monitoring and evaluation site visits to the field, and identifies technical assistance and research needs. In FY 2013, the Department will award anti-trafficking grants amounting to approximately \$18.7 million in J/TIP-managed foreign assistance funding. In FY 2013, J/TIP will use the 2012 TIP report as a strategic framework to focus funds on identified priority countries from the lowest tiers (Tier 3 and Tier 2 Watch

## **D&CP – OFFICE TO MONITOR AND COMBAT TRAFFICKING IN PERSONS**

List) where trafficking is on the rise and where there is political will to address the deficiencies but a corresponding lack of economic resources.

Proposals will be solicited from embassies, international organizations, and non-government organizations for projects in selected priority countries that support overseas education and training programs for law enforcement officers, prosecutors, and the judiciary; efforts to rescue, protect, and assist victims around the world; and, support public education programs that raise global awareness about human trafficking and how it can be eliminated. Proposed activities will continue to be coordinated with other on-going U. S. Government programs through the interagency grant review panels and the Senior Policy Operating Group (SPOG), chaired by J/TIP's Director, to ensure consistency and to avoid anti-human trafficking program duplication.

As a result of the FY2011 solicitation for programs, J/TIP accepted and funded 69 awards for 43 organizations in 37 countries for a total of \$24 million (this amount included some remaining FY2010 funds.) 478 Statements of Interest (SOIs) for the FY 2012 program solicitation have been received totaling \$258 million. J/TIP will fund about seven percent of these SOIs with FY 2013 funding level of \$18.72 million.

In FY2011, J/TIP funded three evaluability assessments (EAs) of eight anti-trafficking programs across five geographical regions (AF, EAP, NEA, SCA, WHA). These programs were the subject of on-site reviews with a special emphasis on evaluating the soundness of the project design, the potential replication of activities, the measurement of effectiveness, and whether data is available to evaluate program impact. Through these evaluability assessments, J/TIP identified two programs for full scale impact and outcome evaluations.

### ***Justification of Request***

The Department's FY 2013 State Operations request is \$6.5 million for the Office to Monitor and Combat Trafficking in Persons, which reflects an increase of \$31,000 above the FY 2012 level and includes - \$13,000 in support the President's administrative cost savings initiative. The FY 2013 level of activity includes increases for America COLA \$29,000, and domestic inflation of \$15,000. It maintains the Departments current level of support in a number of key initiatives. Because of the recent restructuring of the Bureau of Democracy and Global Affairs (G) to the Bureau for Civilian Security, Democracy, and Human Rights (J), the short form for G/TIP has been changed to J/TIP. There were no programmatic changes to TIP resulting from this change.

## D&CP – OFFICE TO MONITOR AND COMBAT TRAFFICKING IN PERSONS

### *Resource Summary*

	Positions					Funds (\$ in thousands)		
	American				Pos	Bureau	American	Funds
	CS	FS Dom	Overseas	FSN	Total	Managed	Salaries	Total
FY 2011 Actual	36	2	0	0	38	2,352	4,179	6,531
FY 2012 Estimate	36	2	0	0	38	2,254	4,179	6,433
FY 2013 Built-in Changes								
Administrative Savings	0	0	0	0	0	(13)	0	(13)
American COLA	0	0	0	0	0	10	19	29
Domestic Inflation	0	0	0	0	0	15	0	15
Total Built-in Changes	0	0	0	0	0	12	19	31
FY 2013 Current Services	36	2	0	0	38	2,266	4,198	6,464
FY 2013 Request	36	2	0	0	38	2,266	4,198	6,464

### *Staff by Program Activity*

(positions)

Office to Monitor and Combat Trafficking in Persons	FY 2011 Actual	FY 2012 Estimate	FY 2013 Request	Increase / Decrease
Conduct of Diplomatic Relations	38	38	38	0
Political Affairs	38	38	38	0
<b>Total</b>	<b>38</b>	<b>38</b>	<b>38</b>	<b>0</b>

### *Funds by Program Activity*

(\$ in thousands)

Office to Monitor and Combat Trafficking in Persons	FY 2011 Actual	FY 2012 Estimate	FY 2013 Request	Increase / Decrease
Conduct of Diplomatic Relations	6,531	6,433	6,464	31
Political Affairs	6,531	6,433	6,464	31
<b>Total</b>	<b>6,531</b>	<b>6,433</b>	<b>6,464</b>	<b>31</b>

**D&CP – OFFICE TO MONITOR AND COMBAT  
TRAFFICKING IN PERSONS**

*Program Activities*

Office to Monitor and Combat Trafficking in Persons (TIP)	Positions			Funds (\$ in thousands)			
	American		FSN	Pos Total	Bureau Managed	American Salaries	Funds Total
	Domestic	Overseas					
Conduct of Diplomatic Relations	38	0	0	38	2,266	4,198	6,464
Political Affairs	38	0	0	38	2,266	4,198	6,464
<b>Total</b>	<b>38</b>	<b>0</b>	<b>0</b>	<b>38</b>	<b>2,266</b>	<b>4,198</b>	<b>6,464</b>

*Staff by Domestic Organization Unit*  
(positions)

Office to Monitor and Combat Trafficking in Persons	FY 2011 Actual	FY 2012 Estimate	FY 2013 Request	Increase / Decrease
Trafficking in Persons Office	38	38	38	0
<b>Total</b>	<b>38</b>	<b>38</b>	<b>38</b>	<b>0</b>

*Funds by Domestic Organization Unit*  
(\$ in thousands)

Office to Monitor and Combat Trafficking in Persons	FY 2011 Actual	FY 2012 Estimate	FY 2013 Request	Increase / Decrease
Trafficking in Persons Office	6,531	6,433	6,464	31
<b>Total</b>	<b>6,531</b>	<b>6,433</b>	<b>6,464</b>	<b>31</b>



**D&CP – OFFICE TO MONITOR AND COMBAT  
TRAFFICKING IN PERSONS**

*Funds by Object Class*

(\$ in thousands)

<b>Office to Monitor and Combat Trafficking in Persons</b>	<b>FY 2011 Actual</b>	<b>FY 2012 Estimate</b>	<b>FY 2013 Request</b>	<b>Increase / Decrease</b>
1100 Personnel Compensation	3,635	3,605	3,350	(255)
1200 Personnel Benefits	0	0	200	200
2100 Travel & Trans of Persons	1,086	1,062	1,308	246
2400 Printing & Reproduction	386	379	375	(4)
2500 Other Services	404	396	361	(35)
2600 Supplies and Materials	444	434	628	194
9000 Other	576	557	242	(315)
<b>Total</b>	<b>6,531</b>	<b>6,433</b>	<b>6,464</b>	<b>31</b>

*This page intentionally left blank*

# FOREIGN SERVICE NATIONAL SEPARATION LIABILITY TRUST FUND

## *Resource Summary*

(\$ in thousands)

Appropriations	FY 2011 Actual	FY 2012 Estimate	FY 2013 Request	Increase / Decrease
Funds	62,552	10,927	61,927	51,000

### *Program Description*

The Foreign Service National Separation Liability Trust Fund (FSNSLTF) was established pursuant to section 151 of the Foreign Relations Authorization Act, Fiscal Years 1992 and 1993 (Public Law 102-138) (22 U.S.C. 4012a) to provide separation pay for Foreign National employees of agencies of the U.S. Government, other than the Department of Defense.

The FSNSLTF funds the accrued separation pay of Locally Employed Staff (LES) who voluntarily resign, retire, die in service, or lose their jobs due to a reduction-in-force; it applies only in those countries that, due to local labor law or practice, require a lump-sum payment for voluntary separation based on years of service. Moreover, for those posts whose separation pay plans permit, eligible employees can periodically obtain advances on accrued separation balances prior to separation.

A proportionate share of each year's annual accrued liability of the FSNSLTF is funded by the Diplomatic and Consular Programs (D&CP) appropriation (including Public Diplomacy) and Worldwide Security Protection resources.

### *Justification of Request*

The Department's FY 2013 request of \$61.93 million includes an increase of \$51 million to provide the estimated accrued liability increase based on LES payroll at participating posts. The requested increase is partially a result of the independent audit of the Department's FY 2011 financial statements which identified issues with previous accounting for the accrued liability.

**FOREIGN SERVICE NATIONAL SEPARATION LIABILITY  
TRUST FUND**

*Resource Summary*

	Positions					Funds (\$ in thousands)		
	American				Pos	Bureau	American	Funds
	CS	FS Dom	Overseas	FSN	Total	Managed	Salaries	Total
FY 2011 Actual	0	0	0	0	0	62,552	0	62,552
FY 2012 Estimate	0	0	0	0	0	10,927	0	10,927
FY 2013 Current Services	0	0	0	0	0	10,927	0	10,927
FY 2013 Program Changes								
Accrued Liability Increase	0	0	0	0	0	51,000	0	51,000
Total Program Changes	0	0	0	0	0	51,000	0	51,000
FY 2013 Request	0	0	0	0	0	61,927	0	61,927

*Funds by Program Activity*

(\$ in thousands)

FSN Separation Liability Trust Fund Payment	FY 2011 Actual	FY 2012 Estimate	FY 2013 Request	Increase / Decrease
Overseas Program Support	60,314	8,723	59,723	51,000
Public Diplomacy	2,238	2,204	2,204	0
<b>Total</b>	<b>62,552</b>	<b>10,927</b>	<b>61,927</b>	<b>51,000</b>

*Program Activities*

Department Of State	Positions				Funds (\$ in thousands)		
	American		FSN	Pos	Bureau	American	Funds
	Domestic	Overseas	FSN	Total	Managed	Salaries	Total
Overseas Program Support	0	0	0	0	59,723	0	59,723
Public Diplomacy	0	0	0	0	2,204	0	2,204
<b>Total</b>	<b>0</b>	<b>0</b>	<b>0</b>	<b>0</b>	<b>61,927</b>	<b>0</b>	<b>61,927</b>

**FOREIGN SERVICE NATIONAL SEPARATION LIABILITY  
TRUST FUND**

*Funds by Object Class*

(\$ in thousands)

<b>FSN Separation Liability Trust Fund Payment</b>	<b>FY 2011 Actual</b>	<b>FY 2012 Estimate</b>	<b>FY 2013 Request</b>	<b>Increase / Decrease</b>
1200 Personnel Benefits	62,552	10,927	61,927	51,000
<b>Total</b>	<b>62,552</b>	<b>10,927</b>	<b>61,927</b>	<b>51,000</b>

*This page intentionally left blank*

## **EMBASSY SECURITY, CONSTRUCTION, AND MAINTENANCE**

### Proposed Appropriation Language

#### EMBASSY SECURITY, CONSTRUCTION, AND MAINTENANCE

For necessary expenses for carrying out the Foreign Service Buildings Act of 1926 (22 U.S.C. 292–303), preserving, maintaining, repairing, and planning for buildings that are owned or directly leased by the Department of State, renovating, in addition to funds otherwise available, the Harry S. Truman Building, and carrying out the Diplomatic Security Construction Program as authorized,

~~[\$762,000,000]~~*\$948,925,000*, to remain available until expended as authorized, of which not to exceed \$25,000 may be used for domestic and overseas representation as authorized: *Provided*, That none of the funds appropriated in this paragraph shall be available for acquisition of furniture, furnishings, or generators for other departments and agencies.

In addition, for the costs of worldwide security upgrades, acquisition, and construction as authorized, ~~[\$775,000,000]~~*\$688,799,000*, to remain available until expended.



# EMBASSY SECURITY, CONSTRUCTION, AND MAINTENANCE

## *Resource Summary*

(\$ in thousands)

<b>Appropriations</b>	<b>FY 2011 Actual</b>	<b>FY 2012 Estimate</b>	<b>FY 2013 Request</b>	<b>Increase / Decrease</b>
Positions - Enduring	1,014	1,014	1,014	0
Enduring Funds	1,630,953	1,537,000	1,637,724	100,724
Overseas Contingency Operations Funds	0	33,000	0	(33,000)
<b>Total Funds</b>	<b>1,630,953</b>	<b>1,570,000</b>	<b>1,637,724</b>	<b>67,724</b>

FY 2011 Actual includes the transfer of \$3.5 million from Diplomatic and Consular Programs for American Centers; a \$10 million transfer from Diplomatic and Consular Programs (Consular Affairs Border Security Machine Readable Visa Fees); and, a \$693,000 transfer from Worldwide Security Protection.

## *Program Description*

### **Overview**

The Bureau of Overseas Buildings Operations (OBO), funded through the Embassy Security, Construction, and Maintenance (ESCM) appropriation, is responsible for providing U.S. Diplomatic and Consular missions overseas with secure, safe, and functional facilities to assist them in achieving the foreign policy objectives of the United States.

The management team continues to look for innovative strategies to improve performance and accountability as the global environment changes. OBO has combined its Long-Range Overseas Buildings Plan and Long-Range Overseas Maintenance Plan into one Long-Range Plan (LRP) that provides stakeholders with a six-year plan for both new building construction as well as maintenance and modernization needs of existing facilities.

To ensure proper stewardship of the U.S. Government's overseas real property assets, in FY 2012 the Administration proposed to capitalize on the success of the Capital Security Cost Sharing Program by expanding that program to include the maintenance, repair and rehabilitation of the Department's diplomatic facilities overseas.

### **Priorities**

The work supported by this request is vital, with over 86,000 U.S. Government employees from more than 30 agencies at 274 locations depending on the infrastructure OBO provides and maintains. OBO is focused on several priorities to ensure the President and diplomatic corps have the tools and platform to be effective.

### **Capital Security Construction**

This program continues to be the centerpiece of the OBO mission. The requested funding, together with interagency contribution from the Capital Security Cost Sharing (CSCS) Program and other reimbursements, will provide over \$730 million in FY 2013 for New Embassy Compound (NEC) projects in N'Djamena, Chad; Paramaribo, Suriname; and The Hague, Netherlands, as well as site acquisitions at locations where NEC projects are planned in the future.

### **Maintenance and Modernization**

In addition to the planning, design, and construction of NECs to replace facilities in the most vulnerable

## **EMBASSY SECURITY, CONSTRUCTION, AND MAINTENANCE**

locations, the Administration expanded the CSCS Program in FY 2012 to include the maintenance, repair, and rehabilitation of existing facilities with an inter-agency presence.

Sustaining existing infrastructure is critical to protect the Department's investment in new facilities under the CSCS Program and address facility needs at posts that will not receive a NEC. OBO has improved the management of existing maintenance funding, by creating the LRP, so that limited resources are used to correct the most critical deficiencies. While improved management, prioritization, and accountability are important, the additional resources provided under the Maintenance Cost Sharing initiative are critical to extend the useful life of existing infrastructure and protect the Department's long-term investment in new facilities.

### **Continuing Ongoing Operations**

This core component ensures that essential facility services such as leasing, routine maintenance, fire protection, safety, health and environmental management, project management, facility management, and security management continue uninterrupted. Failure to meet these recurring needs would jeopardize OBO's ability to manage ongoing projects, add to the existing maintenance backlog, diminish the value of existing government assets (including newly constructed NECs), and result in higher maintenance and rehabilitation costs in future years.

## ***Performance***

### **Targets and Results**

The mission of OBO is to provide U.S. diplomatic and consular missions with secure, safe, and functional facilities to assist them in achieving U.S. foreign policy objectives. To achieve this mission, OBO is focused on four priority goals that advance diplomatic readiness and are aligned with the Department's strategic goals. These goals are:

- **Capital Security Construction** – Award capital security construction projects which have been listed in the Department's Long-Range Plan (LRP) after consultation with other agencies, and complete the construction on-time and within budget. The program will provide NECs that are secure, safe, and functional for U.S. Government employees to pursue the national interests of the United States.
- **Compound and Physical Security** – Provide physical security and compound security upgrades to Department overseas facilities to protect employees from terrorist and other security threats. This also includes security upgrades for soft targets such as schools, recreational facilities, and residences.
- **Maintenance of Assets** – Maintain, repair, and rehabilitate overseas diplomatic and consular facilities in an effective manner that enhances the quality of life of employees while allowing them to perform their duties in secure, safe, and functional facilities.
- **Asset Management** – Acquire, dispose of, and manage the Department's overseas real property in a professional manner that meets Department needs; is performed on terms favorable to the U.S. Government; and is defensible to the Office of Management and Budget, the Congress, and the American public, serving as the Department of State's overseas property manager.

In support of these four goals, each component of the OBO organization has established performance targets that benchmark critical functions. Management reviews performance against these targets monthly to identify potential problems and ensure effective performance. OBO management also meets with its Industry Advisory Panel to review and discuss issues with an aim toward maximizing the free exchange of ideas and best practices between the government and private sector.

## EMBASSY SECURITY, CONSTRUCTION, AND MAINTENANCE

OBO has demonstrated that its organization, culture, and processes have resulted in the following record of achievement:

- Completed construction of 88 new facilities since 2001:

Abidjan, Cote D'Ivoire	Abu Dhabi, United Arab Emirates	Abuja, Nigeria
Accra, Ghana	Accra, Ghana (USAID)	Algiers, Algeria
Addis Ababa, Ethiopia	Antananarivo, Madagascar	Astana, Kazakhstan
Athens, Greece Annex	Baghdad, Iraq	Baghdad, Iraq (IOB)
Bamako, Mali	Bamako, Mali, (USAID)	Bandar Seri Begawan, Brunei
Beijing, China	Belmopan, Belize	Berlin, Germany
Bern, Switzerland	Bogota, Colombia Annex	Bogota, Colombia (IOB)
Brazzaville, Republic of Congo	Bridgetown, Barbados	Bucharest, Romania
Cape Town, South Africa	Conakry, Guinea	Conakry, Guinea (USAID)
Ciudad Juarez, Mexico	Dar es Salaam, Tanzania	Dar es Salaam, Tanzania (USAID)
Dili, East Timor (IOB)	Djibouti, Djibouti	Doha, Qatar
Dubai, United Arab Emirates	Dushanbe, Tajikistan	Frankfurt, Germany
Freetown, Sierra Leone	Istanbul, Turkey	Jerusalem, Israel
Johannesburg, South Africa	Johannesburg, SouthAfricaWarehouse	Kabul, Afghanistan
Kabul, Afghanistan (ARG/USAID)	Kampala, Uganda	Kampala, Uganda (USAID)
Karachi, Pakistan	Kathmandu, Nepal	Kathmandu, Nepal (USAID)
Khartoum, Sudan	Kigali, Rwanda	Kingston, Jamaica
Kingston, Jamaica (USAID)	Kolonia, Federated States of Micronesia	Koror, Republic of Palau
Kyiv, Ukraine	Lima, Peru (USAID)	Lome, Togo
Luanda, Angola	Lusaka, Zambia	Managua, Nicaragua
Managua, Nicaragua (USAID)	Monrovia, Liberia	Mumbai, India
Nairobi, Kenya	Nairobi, Kenya (USAID)	Ouagadougou, Burkina Faso
Panama City, Panama	Phnom Penh, Cambodia	Phnom Penh, Cambodia (USAID)
Port au Prince, Haiti	Quito, Ecuador	Rangoon, Burma
Riga, Latvia	São Paulo, Brazil	Sarajevo, Bosnia and Herzegovina
Skopje, Republic of Macedonia	Sofia, Bulgaria	Suva, Fiji
Tashkent, Uzbekistan	Tbilisi, Georgia	Tbilisi, Georgia (USAID)
Tijuana, Mexico	Tirana, Albania Annex	Tunis, Tunisia
Valletta, Malta	Yaoundé, Cameroon	Yerevan, Armenia
Zagreb, Croatia		

- Continued to manage the on-going construction/design of 41 new facilities:

Abuja, Nigeria (NOX)	Baghdad, Iraq Prosperity	Baghdad, Iraq Embassy West
Baghdad, Iraq Sather (IOB)	Baghdad, Iraq Shield (IOB)	Basrah, Iraq (IOB)
Beijing, China (Annex)	Belgrade, Serbia	Bishkek, Kyrgyzstan NOX
Bujumbura, Burundi	Caracas, Venezuela MSGQ	Dakar, Senegal
Erbil, Iraq (IOB)	Guangzhou, China	Guayaquil, Ecuador
Herat, Afghanistan IOB	Islamabad, Pakistan	Jakarta, Indonesia (swing space)
Jeddah, SaudiArabia(NEC/Housing)	Kabul, Afghanistan NOX	Kyiv, Ukraine (USAID)
Libreville, Gabon	London, United Kingdom (Design)	Malabo, Equatorial Guinea
Manila, Philippines (Annex)	Mazar-E-Sharif, Afghanistan IOB	Monterrey, Mexico NCC
Moscow, Russia	Muscat, Oman MSGQ	Niamey, Niger MSGQ
Oslo, Norway (NEC)	Ouagadougou, Burkina-Faso MSGQ	Port-au-Prince Housing
Port Moresby, Papua New Guinea SSmC	Rabat, Morocco	Sana'a, Yemen (Annex/Housing)
Santo Domingo, Dominican Republic	Surabaya, Indonesia	Surabaya, Indonesia (Warehouse)
Taipei, Taiwan (Phase I)	Vientiane, Laos	

## EMBASSY SECURITY, CONSTRUCTION, AND MAINTENANCE

- Anticipate awarding contracts for 6 new facilities in FY 2012:

Cotonou, Benin (NEC)	Jakarta, Indonesia (NEC)	Jeddah, Saudi Arabia (NCC restart)
Mbabane, Swaziland (NEC)	Monterrey, Mexico (MSGQ)	Taipei, Taiwan (Phase II)

- Anticipate awarding contracts for 3 new facilities in FY 2013:

N'djamena, Chad (NEC)	Paramaribo, Suriname NEC	The Hague, Netherlands (NEC)
-----------------------	--------------------------	------------------------------

Since 2000, OBO has moved over 25,840 people out of vulnerable locations and into more secure, safe and functional facilities – vastly improving the protection of both employees and sensitive U.S. Government information.

The FY 2013 budget request outlines important steps to ensure the long-term success of OBO's capital construction and maintenance programs. Addressing existing facility maintenance requirements will provide long-term value to the U.S. Government. Building on the Department's commitment to construct efficient and sustainable facilities, OBO is instituting a comprehensive framework to audit, benchmark and track progress for each OBO office building with the goal of meeting energy and water savings targets set for federal buildings by 2015.

### Indicators

Minimizing duration and cost growth allows OBO to accomplish its key goal of strengthening consular and management capabilities by moving more people into secure, safer, functional facilities quickly and efficiently. Project managers and supervisors use this data to identify concerns on individual projects and mitigate the risk of budget and schedule overruns.

Strategic Goal 7: Build a 21st century workforce; and achieve U.S. government operational and consular efficiency and effectiveness, transparency and accountability; and a secure U.S. government presence internationally							
Active Performance Indicator		Average duration and cost growth for capital construction projects completed annually.					
Prior Year Results and Ratings				FY 2011		Planned Targets	
FY 2007	FY 2008	FY 2009	FY 2010	Target	Result and Rating	FY 2012	FY 2013
N/A	N/A	9% duration ; 14% cost [Baseline]	18% duration; 18% cost	25% duration; 5% cost	39.7% duration, 1.7% cost	25% duration; 5% cost	25% duration; 5% cost
		New Indicator, No Rating	▼ Below Target		▼ Below Target		
Steps to Improve		Mumbai, Suva, Riga, and Valletta all done by first time contractors. Suva required termination of CAA contractor to improve on performance related to duration and growth of construction projects.					
Impact		Minimizing duration and cost growth allows OBO to strengthen consular and management capabilities by quickly and efficiently moving more people into secure, safer, functional facilities.					

## EMBASSY SECURITY, CONSTRUCTION, AND MAINTENANCE

Methodology	Average duration and cost growth for projects completed annually. Duration growth is: actual construction contract duration / original construction contract duration. Cost growth is: actual construction contract cost / original construction contract cost.
Data Source and Quality	Budget and actual cost data. Data quality assessment revealed no significant limitations.

Secure and safe facilities not only benefit U.S. Government employees, estimated to be over 86,000 worldwide, but also U.S. citizens and foreign nationals who visit U.S. embassies and consulates. The indicator below shows the primary outcome of the Department's Capital Construction program.

Strategic Goal 7: Build a 21st century workforce; and achieve U.S. government operational and consular efficiency and effectiveness, transparency and accountability; and a secure U.S. government presence internationally							
Active Performance Indicator		Total cumulative number of United States Government personnel moved into more secure, safe, and functional facilities since 2000.					
Prior Year Results and Ratings				FY 2011		Planned Targets	
FY 2007	FY 2008	FY 2009	FY 2010	Target	Result and Rating	FY 2012	FY 2013
14,940 personnel	18,539 personnel	20,012 personnel [Baseline]  New Indicator, No Rating	21,548  ◀▶ On Target	23,012	23,918  ▲ Above Target	24,512	26,012
Reason for Exceeding Target		In FY2011, OBO had an exceedingly good year, completing ten major capital construction projects, and nine major compound security upgrade projects because several late large-scale projects were completed this fiscal year and others were completed ahead of time.					
Impact		Secure and safe facilities help protect not only U.S. Government employees, estimated to be over 86,000 worldwide, but also U.S. citizens and foreign nationals who visit our embassies and consulates.					
Methodology		Readily quantifiable from regular OBO reporting data.					
Data Source and Quality		Bureau Strategic Plan Data quality assessment revealed no significant limitations.					

Post Annual Facility Conditions Surveys provide rigorous and quantifiable facilities maintenance metrics that will lead to the development of a Facilities Condition Index (FCI) for overseas Government-owned and Long-term leased properties. This index, which will be phased in as the primary indicator in future years, will rate existing facility conditions, helping the Department better prioritize and target long-term maintenance plans for overseas State Department facilities. The annual program development for FCI costs OBO \$150,000. As the bureau moves forward, it is anticipated that the cost will lessen.

## EMBASSY SECURITY, CONSTRUCTION, AND MAINTENANCE

Strategic Goal 7: Build a 21st century workforce; and achieve U.S. government operational and consular efficiency and effectiveness, transparency and accountability; and a secure U.S. government presence internationally							
Active Performance Indicator		Completion and timely submission of Post Annual Facility Condition Surveys (AFCS), Post Annual Inspection Summaries (AIS), preparation of the annual long range plans, and annually prioritize maintenance, repair, and improvement projects.					
Prior Year Results and Ratings				FY 2011		Planned Targets	
FY 2007	FY 2008	FY 2009	FY 2010	Target	Result and Rating	FY 2012	FY 2013
N/A	N/A	AFCS: 89%; AIS: 87% *  New Indicator, No Rating	AFCS: 80%; AIS: 80%  ▼ Below Target	AFCS: 89% AIS: 89%	8/4/11: 73% AFCS, 73% AIS.  ▼ Below Target	AFCS: 89% AIS: 89%	AFCS: 89% AIS: 89%
Steps to Improve		OBO relies on the posts to provide the AIS data to the embassy for entry into WebPASS, which is then compiled into BMIS. OBO will endeavor to increase posts' awareness of the role the AFCS has with regard to maintenance needs. This should result in more timely completion.					
Impact		Post Annual Facility Conditions Surveys provide metrics that will lead to the development of a Facilities Condition Index (FCI) for overseas Government-owned and Long-term leased properties. This index, will rate existing facility conditions, helping the Department better prioritize and target long-term maintenance plans for overseas State Department facilities.					
Methodology		Surveys are collected annually from all missions.					
Data Source and Quality		Bureau Strategic Plan Data quality assessment revealed no significant limitations.					

### *Justification of Request*

The FY 2013 request is \$1.6 billion and 1,014 positions, an increase of \$100.7 million over the FY 2012 Estimate level. This request consists of \$688.8 million to continue the Worldwide Security Upgrade Program, including the continuation of the Capital Security and Maintenance Cost Sharing Programs; \$163.6 million for the Repair and Construction Program and \$785.3 million to support operating elements.

#### **Worldwide Security Upgrades \$688,799,000**

This request provides funding for the Department of State's share for the Capital Security Cost Sharing (CSCS) Program as well as the continuation of the second year of the Maintenance Cost Sharing Program. In addition, funding continues the Compound Security Program to provide physical and technical security upgrades. For FY 2013, OBO requests the following amounts:

- \$439,089,000 – Capital Security Cost Sharing Program

## **EMBASSY SECURITY, CONSTRUCTION, AND MAINTENANCE**

This program includes funding for the Capital Security Cost Sharing Program that, when combined with funds contributed by other agencies will provide over \$730 million for the planning, design and construction of NECs.

- \$162,000,000 – Maintenance Cost Sharing Program  
This program includes funding for the second year of the Maintenance Cost Sharing Program that, when combined with funds contributed by other agencies through CSCS, will provide \$270 million to protect the investment made in new facilities and properly maintain and extend the useful life of existing facilities that will not be replaced in the near future.
- \$87,710,000 – Compound Security Program  
This program funds comprehensive security upgrade projects, major forced entry/ballistic resistant (FE/BR) door and window replacement projects, chemical/biological retrofit projects, emergency egress projects, and security upgrades for soft targets.

### **Repair and Construction \$163,638,000**

This request is an essential element of the Department's effort to protect the U.S. Government's multi-billion investment in new construction to avoid exponential maintenance costs as well as address critical maintenance requirements at existing legacy facilities. The FY 2013 request is comprised of the following elements:

- \$69,900,000 – Strategic Capital Program  
This program provides for new construction at facilities based on diplomatic, strategic or policy considerations. The request will provide for the design and fit-out of the U.S. NATO Headquarters in Brussels, Belgium.
- \$34,543,000 – Major Rehabilitation Program  
This program rehabilitates, upgrades, or replaces building systems for residential or Department-only functional properties that can no longer be physically or economically maintained by routine, preventive, and unscheduled repair activities, and which are not covered under the Maintenance Cost Sharing Program. System rehabilitation, replacement and upgrade is done to extend the life of the building and ensure continued serviceability, provide a secure and safe environment for U.S. Government employees and capitalize on efficiencies offered by new technologies. This request also includes \$6.5 million for the renovation of two American Centers.
- \$59,195,000 – Repair and Improvement Program  
This program funds repairs and upgrades at all Department facilities and is a core component of the OBO maintenance program. As problems at overseas facilities around the world are identified, they are compiled, evaluated, and prioritized within the Buildings Management Integrated Systems (BMIS) database. This prioritized listing of global issues is used as the basis for allocating limited repair resources to ensure the most essential facilities problems with the greatest impact are addressed first. These projects are not included as part of the Maintenance Cost Sharing Program.

### **Operations \$785,287,000**

The FY 2013 request includes an increase of \$86.3 million over the FY 2012 Estimate level, including a \$16.3 million increase in the Leasehold program, a \$17.1 million increase in the Facility Management program and a \$49.1 million increase in the Domestic Renovations program.

The FY 2013 operations request provides funding for OBO's five major organizational components: Planning and Real Estate (PRE); Program Development, Coordination and Support (PDCS);

## **EMBASSY SECURITY, CONSTRUCTION, AND MAINTENANCE**

Construction, Facility and Security Management (CFSM); Operations (OPS); Resource Management (RM); as well as Domestic Renovations. Each of the following elements provides critical support to Department operations as well as the capital construction programs within OBO:

- \$401,100,000 – Planning and Real Estate  
This program supports the Department’s real property management activities, including the administration of the Leasehold Account. Of this request, \$386.6 million, or 96 percent, is for the acquisition of functional and residential properties for foreign affairs agencies through lease, lease-purchase and build-to-lease agreements under the Leasehold Program. OBO has implemented a number of cost containment strategies to ensure costs remain affordable including a lease benchmarking program that establishes reasonable lease rates based on market surveys, a lease waiver program requiring that leases comply with cost and size standards, post specific funding targets that require field personnel to manage requirements within limited resources, and outlining new major lease priorities in the Long-Range Plan (LRP). In addition, this program funds all of OBO’s strategic planning activities. Proper planning is a critical element to complete projects on-time and within budget while providing the right platform to successfully support operations in the field. The OBO planning component provides deliverables such as the LRP, as well as other services such as master planning, evaluating public/private partnership business cases, and performing real property appraisals. This request also provides support necessary to manage a real property portfolio with an estimated value of over \$53.3 billion, including acquisition of new sites for future capital construction, negotiating leases, and disposing of facilities replaced by newly constructed NECs.
- \$39,100,000 – Program Development, Coordination and Support  
This program is the core of the OBO comprehensive project management approach and includes cost estimating, design and engineering reviews, and other project oversight activities. Projects are monitored from inception to completion, including the request for proposal (RFP) process and various engineering reviews. Project managers from this office lead the Washington-based team in support of field operations and ensure the final product meets the contract specifications and is completed on-time and within budget.
- \$158,929,000 – Construction, Facility and Security Management  
This program is accountable for the full lifecycle care of Department facilities from initial construction to operation and maintenance. Construction and Security Management provide on-site supervision to oversee the work of the general contractors building and renovating Department facilities and ensure security measures are in place to safeguard projects from potentially hostile terrorist acts and intelligence efforts. Facility Management includes routine maintenance funding for Department of State-only functional facilities, as well as all residential facilities worldwide, and provides a specialized pool of expertise to diagnose and address difficult facility problems that can occur in a challenging overseas environment.
- \$39,970,000 – Operations  
This program provides other critical support for overseas posts, including: accreditation of fire protection systems; replacement of obsolete communication equipment; curatorial care of cultural assets; and management of artwork within Department facilities.
- \$74,588,000 – Resource Management  
This program provides information technology, general services (including domestic rent to General Services Administration), financial, human resources, and front office support to the OBO bureau. At the center of any well run and efficient organization is an effective infrastructure for decision making



## EMBASSY SECURITY, CONSTRUCTION, AND MAINTENANCE

and resource allocation. This funding supports critical systems and the personnel essential to managing the complex portfolio of both real property and capital construction.

- \$71,600,000 – Domestic Renovations

This program funds maintenance and renovation projects at Department facilities in the metropolitan Washington, D.C. and other U.S. locations. The request is based on the Capital Improvement Program, a plan to upgrade building systems and to correct long identified deficiencies in an effort to protect the Department’s real property investments and ensure adequate working conditions for employees. The FY 2013 request also includes the acquisition and fit-out of new office space for the Rosslyn Consolidation, which will consolidate several bureaus from multiple leased facilities.

### ***FY 2013 SUMMARY STATEMENT OF BUDGET AUTHORITY***

(\$ in thousands)

Bureau of Overseas Buildings Operations	2011 Actual	2012 Estimate	2013 Request	Increase/ Decrease
Worldwide Security Upgrades	793,410	775,000	688,799	(86,201)
Capital Security Construction	705,700	579,200	439,089	(140,111)
Maintenance Cost Sharing	0	110,800	162,000	51,200
Compound Security	87,710	85,000	87,710	2,710
Repair and Construction	90,343	63,000	163,638	100,638
Strategic Capital	0	0	69,900	69,900
Major Rehabilitation	34,543	12,000	34,543	22,543
Repair & Improvement	55,800	51,000	59,195	8,195
Operations	733,007	699,000	785,287	86,287
Planning and Real Estate (1)	393,483	384,600	401,100	16,500
Program Development, Coordination & Support(2)	38,019	38,650	39,100	450
Construction, Facility & Security Management (3)	161,410	141,500	158,929	17,429
Operations (4)	39,364	39,400	39,970	570
Resource Management (5)	77,006	72,350	74,588	2,238
Domestic Renovations	23,725	22,500	71,600	49,100
<b>Total</b>	<b>1,616,760</b>	<b>1,537,000</b>	<b>1,637,724</b>	<b>100,724</b>

(1) Includes Planning and Real Estate Leasehold Program.

(2) Includes Cost Management, Design and Engineering, Project Development and Coordination, and Special Projects Coordination.

(3) Includes Construction Management, Facility Management, and Security Management.

(4) Includes Area Management, Fire Protection, Safety, Health and Environment, Residential Design and Cultural Heritage, Art in Embassies, and Post Communications.

(5) Includes Information Resource Management, Management Support, and Front Office.

## EMBASSY SECURITY, CONSTRUCTION, AND MAINTENANCE

### *FY 2013 SUMMARY STATEMENT OF POSITIONS*

Bureau of Overseas Buildings Operations	2011 Actual	2012 Estimate	2013 Request	Increase/ Decrease
Worldwide Security Upgrades	0	0	0	0
Capital Security Construction	0	0	0	0
Compound Security	0	0	0	0
Supplemental Funds	0	0	0	0
Repair and Construction	0	0	0	0
Strategic Capital	0	0	0	0
Opportunity Purchase Program	0	0	0	0
Major Rehabilitation	0	0	0	0
Repair & Improvement	0	0	0	0
Operations	1,014	1,014	1,014	0
Planning and Real Estate	66	66	66	0
Program Development, Coordination & Support	204	204	204	0
Construction, Facility & Security Management	484	484	484	0
Operations	126	126	126	0
Resource Management	134	134	134	0
Domestic Renovations	0	0	0	0
<b>Total</b>	<b>1,014</b>	<b>1,014</b>	<b>1,014</b>	<b>0</b>

# EMBASSY SECURITY, CONSTRUCTION, AND MAINTENANCE

## CAPITAL SECURITY CONSTRUCTION

### *FY 2013 Budget Summary*

(\$ in thousands)

	<b>Funds Total</b>
FY 2011 Actual	705,700
FY 2012 Estimate	579,200
FY 2013 Request	439,089
N'Djamena, Chad NEC	211,000
Paramaribo, Suriname NEC	139,900
The Hague, Netherlands NEC	277,000
Site Acquisition, Project Development, and Design	102,113
Capital Security Cost Sharing Reimbursements	(290,924)

#### **Budget Justification**

The Capital Security Construction Program continues to build upon the successful program of relocating facilities at the highest risk posts that began with the FY 1999 emergency security supplemental appropriations. With the support of Congress, outstanding progress is being made towards achieving the goal of upgrading and replacing facilities that do not meet security and safety standards. As of November 2011, OBO completed 88 projects and continues to manage the ongoing construction or design of 41 facilities.

The Department's Long-Range Plan (LRP) serves as a planning guide for the replacement of these buildings. The plan outlines capital, major rehabilitation, communications, and other requirements with a long-range focus, covering a six-year budget and planning window. Capital projects that are driven primarily by security factors are included in Worldwide Security Upgrade Program.

The Capital Security Cost Sharing (CSCS) Program was fully implemented in FY 2009. The program was designed so that all affected agencies pay a proportionate share towards the accelerated construction of secure, safe, and functional facilities. Agency shares are based upon their total number of existing and projected authorized positions overseas, encouraging them to right-size their total overseas presence.

#### **Capital Security Projects**

In FY 2011, the Department completed capital projects in Bandar Seri Begawan, Brunei; Bucharest, Romania; Djibouti, Djibouti; Dubai, United Arab Emirates; Karachi, Pakistan; Kyiv, Ukraine; Lusaka, Zambia; Manila, Philippines; Riga, Latvia; Sarajevo, Bosnia and Herzegovina; Suva, Fiji; Tijuana, Mexico; and Valletta, Malta.

In FY 2012, the Department will complete capital projects in Monrovia, Liberia and Mumbai, India.

The FY 2011 appropriation supported the Department's continued commitment to improving the security and safety of the U.S. Government personnel and facilities overseas. FY 2011 funding will include the construction of new facilities in Abuja, Nigeria (NOX/Housing); Moscow, Russia (NOX); Oslo, Norway (NEC); Rabat, Morocco (NEC); and Vientiane, Laos (NEC).

The FY 2012 request supports the Department's continued commitment to improving the security and safety of U.S. Government personnel and facilities overseas. Funding will support the next tranche of

## EMBASSY SECURITY, CONSTRUCTION, AND MAINTENANCE

urgent, security-driven projects, including the construction of Cotonou, Benin (NEC); Jakarta, Indonesia (NEC); Jeddah, Saudi Arabia (NCC) restart; Mbabane, Swaziland (NEC); Monterrey, Mexico (MSGQ); and Taipei, Taiwan (NOB-Phase II). In FY 2012 sites for future NEC projects are being sought in Colombo, Sri Lanka; Dhahran, Saudi Arabia; Herat, Afghanistan; Hyderabad, India; Matamoros, Mexico; and Nuevo Laredo, Mexico.

The FY 2013 request will provide funding to construct facilities in N'Djamena, Chad (NEC); Paramaribo, Suriname (NEC); and The Hague, Netherlands (NEC). The FY 2013 funding will also support the acquisition of sites where NEC projects are planned in future years. Sites are being sought in Baku, Azerbaijan; Bangui, Central African Republic; Lagos, Nigeria; St. Petersburg, Russia; and Shanghai, China.

### *Base Budget Detail Schedule*

(\$ in thousands)

	FY 2011 Actual	FY 2012 Estimate	FY 2013 Request	Increase / Decrease
Funds	705,700	579,200	439,089	(140,111)
CSCS Reimbursements	602,186	416,800	290,924	(125,876)
<b>Total</b>	<b>1,307,886</b>	<b>996,000</b>	<b>730,013</b>	<b>(265,987)</b>

# EMBASSY SECURITY, CONSTRUCTION, AND MAINTENANCE

## MAINTENANCE COST SHARING PROGRAM

### *FY 2013 Budget Summary*

(\$ in thousands)

	<b>Funds Total</b>
FY 2011 Actual	0
FY 2012 Estimate	110,800
FY 2013 Request	162,000
Major Rehabilitation Projects	167,282
Athens, Greece Chancery Design	10,000
Budapest, Hungary Compound Rehab	13,337
Dili, Timor-Leste Chancery Rehab	8,400
Manila, Philippines Chancery Design	13,000
Montevideo, Paraguay Chancery Rehab	55,000
New Delhi, India Chancery Roof Replacement	4,000
Stockholm, Sweden Chancery Rehab	63,545
Facility Maintenance	92,000
Project Development and Design	10,718
Maintenance Cost Sharing Reimbursements	(108,000)

#### **Budget Justification**

In addition to the planning, design and construction of new embassy compounds (NEC) to replace facilities in the most vulnerable locations, the Department continues to support the expansion of the Capital Security Cost Sharing (CSCS) Program to include the maintenance, repair and rehabilitation of existing facilities. Sustaining infrastructure is critical to protect the Department's investment in new facilities under the Capital Security Construction Program and address facility needs at posts that will not receive an NEC in the near future. OBO has worked to improve the management of existing maintenance funding, and will be developing the Long-Range Plan (LRP), so that limited resources are used to correct the most critical deficiencies. While improved management, prioritization, and accountability are critical, the \$270 million provided under the Maintenance Cost Sharing initiative is necessary to extend the useful life of existing infrastructure and protect the Department's long-term investment in new facilities.

As documented by the Government Accountability Office, the Department's funding for maintenance, repair and rehabilitation has not kept pace with the age of the existing facilities portfolio and the substantial investment made in new facilities. The Facility Condition Index (FCI) of legacy properties constructed prior to 2001 is 75, which is considered "fair" and approaching the "poor" level. While the Department is responsible for funding 100 percent of facility maintenance, State personnel represent only 60 percent of the overseas presence at these facilities. Recognizing that the failure to properly address maintenance requirements in a timely manner will lead to additional costs to the taxpayer in the long-term, the Administration is implementing a Maintenance Cost Sharing Program (MCS) in FY 2012, modeled after the CSCS program. MCS funding is only used for maintenance and rehabilitation of non-residential properties that are shared by multiple tenants. The largest component of MCS funding will fund major rehabilitation projects, which are prioritized by OBO using 14 specific factors that encompass basic building information, security, functionality, and business sense. The other component of MCS will fund facility maintenance, which includes routine maintenance and repair, and preventative maintenance contracts. In FY 2013, MCS funding will continue to help protect the investment made in new facilities

## EMBASSY SECURITY, CONSTRUCTION, AND MAINTENANCE

and properly maintain and extend the useful life of existing facilities that will not be replaced in the near future.

The FY 2013 request of \$162 million along with \$108 million in reimbursed funding will enable the Department to address the growing crisis in consistently underfunded maintenance, while equitably distributing the costs among agencies occupying these facilities. The funding will support design for chancery rehabilitation projects in Athens, Greece and Manila, Philippines. The request will also support the rehabilitation projects in Budapest, Hungary; Dili, Timor-Leste; Montevideo, Paraguay; New Delhi, India; and Stockholm, Sweden.

### *Base Budget Detail Schedule*

(\$ in thousands)

	<b>FY 2011 Actual</b>	<b>FY 2012 Estimate</b>	<b>FY 2013 Request</b>	<b>Increase / Decrease</b>
Funds	0	110,800	162,000	51,200
MCS Reimbursements	0	73,900	108,000	34,100
<b>Total</b>	<b>0</b>	<b>184,700</b>	<b>270,000</b>	<b>85,300</b>

# EMBASSY SECURITY, CONSTRUCTION, AND MAINTENANCE

## COMPOUND SECURITY

### *FY 2013 Budget Summary*

(\$ in thousands)

	<b>Funds Total</b>
FY 2011 Actual	87,710
FY 2012 Estimate	85,000
FY 2013 Request	87,710

#### **Budget Justification**

The Compound Security Program provides security protection for personnel and property at mission offices, residences, schools, and off-post recreational facilities. It complements the Capital Security Construction Program by maximizing security protection at existing facilities until NEC's are constructed or by upgrading security to the extent practicable at posts that are not expected to move to a NEC. The FY 2013 request of \$87.7 million reflects a \$2.7 million increase from the FY 2012 Estimate level.

The Compound Security Program saves lives. Security upgrades have successfully thwarted attacks in Tashkent, Karachi, Jeddah, Damascus, Sana'a, and most recently, Peshawar. The program continually adapts to evolving threats, challenges, and changes in security standards driven by the global political situation. Compound security remains a vital component of OBO's mission to provide safe and secure facilities for all U.S. Government employees, dependents, and foreign national employees.

The FY 2013 request will fund nine comprehensive security upgrade projects, ten major Forced-Entry/Blast-Resistant (FE/BR) replacement projects, two chemical/biological retrofit projects, and three emergency egress projects. The request will also fund mantrap construction as well as vehicle barrier replacement. In addition, the FY 2013 request will continue to fund minor security upgrade projects for offices and residences, enhanced compliance with recently approved security standards, and grant funding for upgrades at soft targets such as schools and recreational facilities located apart from post compounds.

### *Base Budget Detail Schedule*

(\$ in thousands)

	<b>FY 2011 Actual</b>	<b>FY 2012 Estimate</b>	<b>FY 2013 Request</b>	<b>Increase / Decrease</b>
Minor Physical Security	6,310	7,200	6,710	(490)
Residential Security	1,500	1,000	1,000	0
FE/BR Major Projects	12,000	11,300	12,300	1000
Environmental Security	9,600	9,000	9,000	0
Major Compound Security	40,600	38,700	41,400	2700
FE/BR Repair & Replacement	4,600	4,800	4,800	0
Emergency Egress	5,600	5,000	4,000	(1,000)
Planning	2,500	4,000	4,500	500
Soft Targets	5,000	4,000	4,000	0
<b>Total</b>	<b>87,710</b>	<b>85,000</b>	<b>87,710</b>	<b>2,710</b>

# EMBASSY SECURITY, CONSTRUCTION, AND MAINTENANCE

## STRATEGIC CAPITAL

### *FY 2013 Budget Summary*

(\$ in thousands)

	<b>Funds Total</b>
FY 2011 Actual	0
FY 2012 Estimate	0
FY 2013 Request	69,900
NATO Headquarters Design	69,900

#### **Budget Justification**

OBO's mission is to ensure that U.S. Diplomatic and Consular Missions abroad are provided secure, safe, and functional facilities that will assist them in achieving the foreign policy objectives of the United States. An active capital program for the construction of new facilities is vital to this mission.

The Department seeks appropriations for construction of new overseas facilities under two accounts. If the requirement for new construction is driven primarily by security concerns, the funding is requested under the Worldwide Security Upgrades program. If the requirement for new construction is primarily for other than security reasons, funding is included in the Strategic Construction request. However, these facilities will be built to the same security standards as those funded by the Worldwide Security Upgrades program. Examples of these strategically driven projects include:

- The host country has relocated its capital city;
- The United States has established, re-established or expanded representation with a country;
- Post needs significantly exceed the existing facility;
- The cost of renovating, rehabilitating or expanding an existing facility is so great that it cannot be accommodated in the functional programs; and
- Construction of new housing is more cost effective than continuing to lease or maintain current residences or relocation is necessary for operational reasons, such as to improve reaction time for Marine Security Guards.

FY 2013 request of \$69.9 million will support design and fit-out of space for the U.S. Mission in the new NATO Headquarters in Brussels, Belgium. Each member of NATO is responsible to fund their individuation interior fit-out costs, which includes structural, mechanical, and electrical upgrades.

The current NATO Headquarters (HQ) building, built in 1967, is substandard, overcrowded and in need of major renovation or replacement. The NATO member nations agreed to build a new facility on *Roi Albert I* Air Force Site, a 40 hectare site in Brussels, adjacent to the current site granted to NATO by the Belgium Government. The HQ project is managed by the host country. The contract for the NATO HQ project was awarded June, 2010. The scheduled completion, to include a core and shell provided to each member nation for custom fit-out, is May 2015. Base construction costs have been included in the assessed NATO budget, funded under the CIO account.

The fit-out of the interior spaces will be funded by the member states, with the U.S. share jointly funded by the Department of State and the Department of Defense. The U.S. Mission and Military Delegation will occupy 4.5 floors of a building wing consisting of 9,000 gross square meters and strategically located for security purposes. The overall NATO schedule allows the U.S. access to the site to commence construction of the fit-out 15 months prior to the scheduled completion date.



# EMBASSY SECURITY, CONSTRUCTION, AND MAINTENANCE

## *Base Budget Detail Schedule*

(\$ in thousands)

	<b>FY 2011 Actual</b>	<b>FY 2012 Estimate</b>	<b>FY 2013 Request</b>	<b>Increase / Decrease</b>
Strategic Capital Program	0	0	69,900	69,900
<b>Total</b>	<b>0</b>	<b>0</b>	<b>69,900</b>	<b>69,900</b>

# EMBASSY SECURITY, CONSTRUCTION, AND MAINTENANCE

## MAJOR REHABILITATION

### *FY 2013 Budget Summary*

(\$ in thousands)

	Funds Total
FY 2011 Actual	34,543
FY 2012 Estimate	12,000
FY 2013 Request	34,543
Sydney, Australia Consular Rehab	1,700
Copenhagen, Denmark MSGQ Rehab	2,500
Tokyo, Japan Phase I Housing Rehab	20,843
American Centers Rehab	6,500
Project Development and Design	3,000

#### **Budget Justification**

The Major Rehabilitation program supports comprehensive renovation projects planned for the Department's residential facilities and functional facilities occupied only by State personnel. The FY 2013 budget request of \$34.5 million is an increase of \$22.5 million over the FY 2012 Estimate level and includes \$30 million to begin three new projects consistent with the Department's Long-Range Plan, as well as \$6.5 million for the rehabilitation of American Centers.

The Major Rehabilitation program renovates, rehabilitates, replaces, and upgrades building systems in order to extend the useful life of Department facilities, ensure continued serviceability, provide a safe and secure environment, allow for the efficiencies of new technologies and changing workloads, and meet the objectives of the U.S. foreign affairs community. With the average age of Department buildings overseas exceeding 40 years, the number of buildings that could benefit from major rehabilitation is extensive.

Replacing the support systems within a building is expensive and offers special challenges that add considerable costs to major rehabilitation projects, including installation of new systems to meet security standards, working in classified spaces, modern fire and life safety codes (e.g., sprinkler systems), hazardous materials abatements (such as asbestos) in older buildings, seismic upgrades, historical preservation issues, and accessibility improvements to address requirements of the Americans with Disability Act.

The schedules and cost estimates for projects included in this program are subject to change resulting from unforeseen conditions (e.g., asbestos, structural problems), and operational considerations. Unlike estimating the cost of constructing a new building, existing buildings—especially those with exceptional age—are fraught with unknowns. However, this can be mitigated with proper planning, site studies, and pre-design work, followed by a well-planned project design. OBO has seen improvement to the up-front planning of major rehab projects from using a design/bid/build approach, improving independent government estimates, additional management process improvements, more frequent full funding for a project in the year of the contract award and additional attention to clarity in defining project scope to ensure more timely delivery of projects within budget.

# EMBASSY SECURITY, CONSTRUCTION, AND MAINTENANCE

## *Base Budget Detail Schedule*

(\$ in thousands)

	<b>FY 2011 Actual</b>	<b>FY 2012 Estimate</b>	<b>FY 2013 Request</b>	<b>Increase / Decrease</b>
Major Rehabilitation Projects	34,543	12,000	34,543	22,543
<b>Total</b>	<b>34,543</b>	<b>12,000</b>	<b>34,543</b>	<b>22,543</b>

# EMBASSY SECURITY, CONSTRUCTION, AND MAINTENANCE

## REPAIR AND IMPROVEMENT

### *FY 2013 Budget Summary*

(\$ in thousands)

	Funds Total
FY 2011 Actual	55,800
FY 2012 Estimate	51,000
FY 2013 Request	59,195

#### **Budget Justification**

The Repair and Improvement program provides funding for the maintenance activities outlined in the Department's Long-Range Plan (LRP). These critical upgrades are required to keep the Department's existing inventory of facilities in an acceptable condition and operating at the right cost. The FY 2013 request of \$59.2 million represents an increase of \$8.2 million from the FY 2012 Estimate level.

In order to ensure the most effective and efficient use of appropriated maintenance funding, OBO's operational procedure involves prioritizing requests with the major emphasis on security and life safety criteria as well as several other factors. For instance, the installation of a fire suppression system at a multi-family complex will be funded and executed before a repaving project.

The LRP presents more than 2,800 specific maintenance or improvement projects from each Department program for the period of FY 2012 through FY 2017 by country and post. These projects are accompanied by an explanation of the U.S. relationship with the country and other key data that explain the infrastructure investment within the broader diplomatic and political context.

OBO works with each mission on an annual basis to evaluate requirements and determine which projects can and should be implemented. Repair and Improvement projects typically fall within the following categories:

- Special Improvement Projects – These projects will restore, alter, modernize or construct facilities essential to providing a safe, secure, and functional environment.
- Roof Replacement and Repair – Roofs are a critical building system and failure of this system can lead to expensive problems with other operational and building components.
- Accessibility – These projects provide for facility improvements to comply with accessibility compliance programs, which require uniform accessibility to facilities and ensures egress capabilities for individuals with disabilities.
- Energy Conservation – These projects invest in technologies that will provide long-term savings and are in response to the Energy Policy Act of 1992, the Department's Environmental Action Plan of 1997 and Executive Order 131123.
- Natural Hazards – These projects identify U.S. Government properties that are vulnerable to natural hazards (e.g. earthquakes, tsunamis, floods, hurricanes) and promote strategies and solutions to reduce the risks.
- Fire System Projects – These projects will support the installation/replacement of outdated, unreliable, and/or nonfunctioning fire alarm detection systems in principal buildings. Priorities are based on the condition of the primary building, its existing fire protection system and plans for a future NEC. The average life span of a properly maintained fire alarm system is about 20 years.
- Hazardous Materials - These projects will address environmental-related issues including

## EMBASSY SECURITY, CONSTRUCTION, AND MAINTENANCE

asbestos, environmental site assessments, radon, lead-in-paint, heating, ventilation and air conditioning (HVAC), indoor air quality, leaking underground storage tanks, and water quality.

The FY 2013 request provides funding for prioritized requirements as outlined in the LRP.

### *Base Budget Detail Schedule*

(\$ in thousands)

	<b>FY 2011 Actual</b>	<b>FY 2012 Estimate</b>	<b>FY 2013 Request</b>	<b>Increase / Decrease</b>
Repair and Improvement Program	55,800	51,000	59,195	8,195
<b>Total</b>	<b>55,800</b>	<b>51,000</b>	<b>59,195</b>	<b>8,195</b>

# EMBASSY SECURITY, CONSTRUCTION, AND MAINTENANCE

## PLANNING AND REAL ESTATE

### *FY 2013 Budget Summary*

(\$ in thousands)

	Funds Total
FY 2011 Actual	14,230
FY 2012 Estimate	14,300
FY 2013 Request	14,500

#### **Budget Justification**

The Planning and Real Estate (PRE) directorate manages the Department's global portfolio of over 18,000 diplomatic properties and strategic planning for the replacement of facilities overseas to ensure the Department has a safe and functional platform for achieving diplomatic objectives. The FY 2013 request of \$14.5 million and 66 positions is an increase of \$0.2 million from the FY 2012 Estimate level.

PRE consists of five offices:

- **Office of Strategic Planning (OSP)** manages the Capital Security Cost Sharing (CSCS) Program, the NEC/NCC Top-80 List, and the President's Management Agenda (PMA). OSP is responsible for preparing the Long-Range Plan (LRP), the Asset Management Plan, and other critical planning documents.
- **Office of Master Planning and Evaluations (MPE)** provides and manages the post Facility Plans which support significant Chancery and Consulate renovation projects in the Major Rehab Program. MPE also manages the Master Plans that support the Capital Security Program and strategic decisions on how to better utilize assets, reconfigure buildings, and re-use existing sites.
- **Office of Site Acquisitions (OSA)** manages the site acquisition program in support of the LROBP including evaluating and acquiring sites on the Top 80 list. OSA also negotiates purchases, exchanges and long term leases of non-LROBP land acquisitions.
- **Office of Building Acquisitions and Sales (BAS)** manages the disposal of excess government-owned and leased properties and the acquisition of leases, and the purchase of Real Property. BAS manages the public-private partnership transactions to maximize the value of U.S. Government-owned land, and the build-to-lease transactions to relieve the U.S. Government of risky land acquisition and construction financing.
- **Office of Real Property Management (RPM)** manages software upgrades to support the management of the Department's global portfolio. RPM directly supports the Initiative on Federal Real Property Asset Management and manages the electronic storage of worldwide real estate titles, deeds, leases, and related real estate transaction documentation. RPM also oversees the Leasehold account and works to strengthen existing management controls to ensure that lease costs remain affordable.

The FY 2013 increase of \$0.2 million supports personnel cost adjustments, the program's need for contract support to run the worldwide portfolio, and the tri-annual rental market surveys essential to strategic planning of future leases, acquisitions and disposals.

# EMBASSY SECURITY, CONSTRUCTION, AND MAINTENANCE

## *Base Budget Detail Schedule*

(\$ in thousands)

	<b>FY 2011 Actual</b>	<b>FY 2012 Estimate</b>	<b>FY 2013 Request</b>	<b>Increase / Decrease</b>
Personnel	11,067	11,137	11,332	195
Program Support	3,163	3,163	3,168	5
<b>Total</b>	<b>14,230</b>	<b>14,300</b>	<b>14,500</b>	<b>200</b>

# EMBASSY SECURITY, CONSTRUCTION, AND MAINTENANCE

## LEASEHOLD PROGRAM

### *FY 2013 Budget Summary*

(\$ in thousands)

	<b>Funds Total</b>
FY 2011 Actual	379,253
FY 2012 Estimate	370,300
FY 2013 Request	386,600

#### **Budget Justification**

Leasehold Program funds are used to acquire safe, secure, and functional properties necessary to accomplish the Department's objective at overseas posts through lease, build-to-lease, and lease-purchase arrangements. The FY 2013 request of \$386.6 million reflects an increase of \$16.3 million from the FY 2012 Estimate level.

The Leasehold Program funds long-term leases (i.e. lease terms of ten years or longer) of residential and non-residential properties overseas, which support all foreign affairs agencies under the direction of the Chief of Mission. The Department also funds short-term leased residential and non-residential space for its own personnel. In cases where the Department leases shared office facilities on a short-term basis, the costs for such leases are distributed among all tenant agencies through the International Cooperative Administrative Support Services (ICASS) system. The Leasehold Program pays for State's share of all ICASS leases. Under a Memorandum of Agreement with the Department of Defense, the Department of State is reimbursed for the cost of housing Marine Security Guards (MSG) deployed overseas. The Leasehold Program funds all activities associated with leasing overseas properties to meet fire, life-safety, operational, security standards that are amortized over the life of the lease, and ultimately any restoration cost at the termination of the lease. This program also provides living quarters allowance (LQA) payments to Department employees at selected posts where U.S. Government-provided housing is not available.

The major challenges facing the Leasehold Program are exchange rate losses/gains and increasing security concerns which make leasing suitable homes more difficult and costly. OBO continues to review and strengthen existing management controls to ensure costs remain affordable even as the demand for leased property increases. OBO's cost containment strategy includes lease benchmarking, the lease waiver program, post-specific budget targets, lease fit-out projects in the Long-Range Plan (LRP), and the housing acquisition program.

The FY 2013 increase of \$16.3 million includes contractual inflationary increases, as well as an increase for routine maintenance and repair at short-term lease facilities in which the landlord is unable to perform maintenance or local law mandates it is the tenant's responsibility.

#### ***Base Budget Detail Schedule***

(\$ in thousands)

	<b>FY 2011 Actual</b>	<b>FY 2012 Estimate</b>	<b>FY 2013 Request</b>	<b>Increase / Decrease</b>
Leases	379,253	370,300	386,600	16,300
<b>Total</b>	<b>379,253</b>	<b>370,300</b>	<b>\$386,600</b>	<b>16,300</b>



# EMBASSY SECURITY, CONSTRUCTION, AND MAINTENANCE

## COST MANAGEMENT

### *FY 2013 Budget Summary*

(\$ in thousands)

	Funds Total
FY 2011 Actual	2,739
FY 2012 Estimate	2,900
FY 2013 Request	2,950

#### **Budget Justification**

The mission of the Office of Cost Management is to provide cost estimating services during all phases of OBO projects. Project costs are identified from concept to construction completion and managed by recommending alternatives to project management that improve function and value. The FY 2013 request of \$2.95 million and 23 positions is an increase of \$50,000 from the FY 2012 Estimate level.

The Cost Management program is responsible for preparation of Current Working Estimates (CWEs) that estimate all costs of each project. The office is also responsible for producing Independent Government Estimates (IGEs) for most contractual actions. Depending on the level of detail required, CWE and IGE preparation are inherently governmental functions. The Cost Management office also provides International Project Risk Assessments (IPRA), life-cycle cost analyses, and value engineering services that perform reviews to identify and correct issues before and during project execution.

The FY 2013 increase of \$50,000 supports personnel cost adjustments.

#### ***Base Budget Detail Schedule***

(\$ in thousands)

	FY 2011 Actual	FY 2012 Estimate	FY 2013 Request	Increase / Decrease
Personnel	2,514	2,675	2,725	50
Program Support	225	225	225	0
<b>Total</b>	<b>2,739</b>	<b>2,900</b>	<b>2,950</b>	<b>50</b>

# EMBASSY SECURITY, CONSTRUCTION, AND MAINTENANCE

## DESIGN AND ENGINEERING

### *FY 2013 Budget Summary*

(\$ in thousands)

	Funds Total
FY 2011 Actual	23,616
FY 2012 Estimate	23,700
FY 2013 Request	23,900

#### **Budget Justification**

The Office of Design and Engineering (DE) provides professional architectural and engineering services to the diplomatic community. The FY 2013 request of \$23.9 million and 106 positions is an increase of \$0.2 million above the FY 2012 Estimate level.

DE serves as OBO's building code officials responsible for ensuring that all DOS facilities meet professional standards and security requirements. DE provides facility designs which incorporate security, safety, and functionality, ensure compliance with U.S. building codes and standards and minimizes life-cycle operating and maintenance costs. This office provides consultation services to overseas posts, supports real estate and planning activities, manages design development and design reviews, and provides technical assistance during construction and commissioning.

DE consists of six divisions and four functional programs. The six divisions, Architecture, Interiors, Mechanical, Electrical, Civil/Structural, and Design Coordination, provide personnel with special expertise in blast design, radio frequency shielding, chemical/biological defenses, modular construction, sustainable design, and computer aided design, and document control.

The functional programs are:

- Natural Hazards – identifies properties that are vulnerable to natural hazards (e.g. earthquakes, tsunamis, floods, hurricanes) and promotes strategies and solutions to reduce the risks to U.S. personnel and property.
- Accessibility – supports facility improvements to comply with accessibility requirements providing uniform accessibility to Department facilities and ensuring safe egress for individuals with disabilities.
- Building Innovation – identifies and implements new ideas and opportunities to improve building products and procedures by incorporating lessons learned and adopting industry best practices.
- Energy Conservation – invests in technologies that provide long-term savings and ensures compliance with applicable laws and executive orders.

The FY 2013 increase of \$0.2 million supports personnel cost adjustments and inflationary price increases.

# EMBASSY SECURITY, CONSTRUCTION, AND MAINTENANCE

## *Base Budget Detail Schedule*

(\$ in thousands)

	<b>FY 2011 Actual</b>	<b>FY 2012 Estimate</b>	<b>FY 2013 Request</b>	<b>Increase / Decrease</b>
Personnel	20,541	20,625	20,810	185
Energy Conservation	1,530	1,530	1,535	5
Natural Hazards	510	510	515	5
Accessibility	765	765	770	5
Building Innovation	270	270	270	0
<b>Total</b>	<b>23,616</b>	<b>23,700</b>	<b>23,900</b>	<b>200</b>

# EMBASSY SECURITY, CONSTRUCTION, AND MAINTENANCE

## PROJECT DEVELOPMENT AND COORDINATION

### *FY 2013 Budget Summary*

(\$ in thousands)

	<b>Funds Total</b>
FY 2011 Actual	7,910
FY 2012 Estimate	8,300
FY 2013 Request	8,500

#### **Budget Justification**

The Office of Project Development and Coordination (PDC) provides project management for all capital and major rehabilitation construction projects from inception through project completion, including oversight of the Request for Proposal process. The FY 2013 request of \$8.5 million and 59 positions is an increase of \$0.2 million above the FY 2012 Estimate level.

PDC puts into practice policies established by the Office of Management and Budget, governing the management of capital projects by Federal agencies. The project managers lead project development and then, following contract award, lead the Washington-based teams in support of the field operations that are managed by the Office of Construction Management's Project Director.

The FY 2013 increase of \$0.2 million supports personnel cost adjustments.

### *Base Budget Detail Schedule*

(\$ in thousands)

	<b>FY 2011 Actual</b>	<b>FY 2012 Estimate</b>	<b>FY 2013 Request</b>	<b>Increase / Decrease</b>
Personnel	7,700	8,090	8,290	200
Program Support	210	210	210	0
<b>Total</b>	<b>7,910</b>	<b>8,300</b>	<b>8,500</b>	<b>200</b>

# EMBASSY SECURITY, CONSTRUCTION, AND MAINTENANCE

## SPECIAL PROJECTS COORDINATION

### *FY 2013 Budget Summary*

(\$ in thousands)

	Funds Total
FY 2011 Actual	3,754
FY 2012 Estimate	3,750
FY 2013 Request	3,750

#### **Budget Justification**

The Office of Special Projects Coordination (SPC) is responsible for all aspects of planning, design, construction, security, and commissioning of new, safe, secure, and functional capital construction projects worldwide that are especially complex due to unique security issues. The FY 2013 request of \$3.8 million and 16 positions reflects no change from the FY 2012 Estimate level.

SPC is a fully integrated office that coordinates planning and design activities with various offices, bureaus, and agencies for a limited portfolio of specialized, highly complex projects. They participate in the project site acquisitions and the development and negotiation of conditions of construction with host countries. The Office manages project staffing, programming, funding support requirements, and timely implementation and execution of the design, construction, security, and commissioning for the projects. SPC coordinates, prepares, and executes comprehensive commissioning plans, including moving in, maintenance, training, and contract warranty administration to assure that the building occupant requirements are met. SPC also ensures a zero tolerance environment for any security compromise by developing, coordinating, and implementing project security policies and procedures, training personnel, and monitoring compliance.

### *Base Budget Detail Schedule*

(\$ in thousands)

	FY 2011 Actual	FY 2012 Estimate	FY 2013 Request	Increase / Decrease
Personnel	3,604	3,600	3,600	0
Program Support	150	150	150	0
<b>Total</b>	<b>3,754</b>	<b>3,750</b>	<b>3,750</b>	<b>0</b>

# EMBASSY SECURITY, CONSTRUCTION, AND MAINTENANCE

## CONSTRUCTION MANAGEMENT

### *FY 2013 Budget Summary*

(\$ in thousands)

	<b>Funds Total</b>
FY 2011 Actual	22,936
FY 2012 Estimate	22,000
FY 2013 Request	22,000

#### **Budget Justification**

The Office of Construction Management (CM) is responsible for managing the construction and renovation of U.S. diplomatic facilities overseas. CM provides the professional and technical oversight at each project work site to ensure that the specified standards of quality, safety, and security are achieved while meeting schedule and budgetary constraints. The FY 2013 Request of \$22.0 million and 130 positions represents no change from the FY 2012 Estimate level.

CM's overall goal is to meet or exceed the standards driven by the industry to provide cost efficient and construction management for new overseas facilities and renovations. CM is currently supporting \$4.5 billion in active construction projects for which it coordinates construction issues with other agencies and headquarters. CM manages the design/build and construction of projects to ensure conformance with contract requirements. The projects are continually monitored to ensure compliance with authorized scope and budget.

CM maintains effective onsite safety and zero-tolerance construction security programs, and ensures that all construction security requirements are complied with. Annual training along with project support has helped the accident rate to become less than half of the industry average. CM also provides quality assurance field inspections through more than 40 site visits annually.

The FY 2013 request reflects the commissioning costs that are now funded from within project budgets.

### *Base Budget Detail Schedule*

(\$ in thousands)

	<b>FY 2011 Actual</b>	<b>FY 2012 Estimate</b>	<b>FY 2013 Request</b>	<b>Increase / Decrease</b>
Personnel	16,683	16,885	16,885	0
Program Support	6,253	5,115	5,115	0
<b>Total</b>	<b>22,936</b>	<b>22,000</b>	<b>22,000</b>	<b>0</b>

# EMBASSY SECURITY, CONSTRUCTION, AND MAINTENANCE

## FACILITY MANAGEMENT

### *FY 2013 Budget Summary*

(\$ in thousands)

	Funds Total
FY 2011 Actual	123,603
FY 2012 Estimate	104,400
FY 2013 Request	121,529

#### **Budget Justification**

The mission of the Office of Facilities Management (FAC) is to provide expert, professional support for operational maintenance of the Department's overseas buildings and ensure U.S. Government personnel are provided safe, secure and functional facilities. This is accomplished through collecting, storing, and analyzing facilities condition information, providing maintenance expertise and specialty programs, supplying long-range maintenance planning, and assisting with environmental hazard abatement. FAC is also responsible for establishing annual maintenance funding targets for each post and managing the Routine Maintenance account. The FY 2013 request of \$121.5 million and 256 positions is an increase of \$17.1 million over the FY 2012 Estimate level.

The program performance goal is to maintain the Department's overseas real property to the highest obtainable condition exercising prudent cost controls and best business practices. The performance strategies are to:

- Provide the highest quality, cost effective solutions and customer support services to minimize operational downtime and improve facility functionality and serviceability.
- Provide administration, management, and leadership for the maintenance management and repair of Department facilities overseas.
- Recruit and develop qualified facility managers for sustaining a viable Facility Management (FM) program for posts abroad.

Proper stewardship of the Department's assets has long been a core mission of OBO and has achieved even greater importance under the Federal Real Property Council initiatives. The Department's maintenance issues are complicated by security and classification requirements that create specialized facility demands, limit the Department's options for resolving problems and increase the cost of maintaining facilities. The Facility Management program is at the center of the effort to properly care for the Department's inventory of assets by providing for a cadre of professionally trained facility experts and specialized programs necessary to meet the Department's unique facility demands.

The FY 2013 increase of \$17.1 million reflects increases for routine maintenance costs at Department-only non-residential facilities or residential facilities, environmental security protection systems in residential facilities, and program support. The budget request also provides for personnel cost adjustments and inflationary price increases.

# EMBASSY SECURITY, CONSTRUCTION, AND MAINTENANCE

## *Base Budget Detail Schedule*

(\$ in thousands)

	<b>FY 2011 Actual</b>	<b>FY 2012 Estimate</b>	<b>FY 2013 Request</b>	<b>Increase / Decrease</b>
Personnel	33,647	42,000	45,410	3,410
Travel	5,400	5,400	5,400	0
Program Support	38,403	37,600	41,600	4,000
Routine Maintenance	46,153	19,400	29,119	9,719
<b>Total</b>	<b>123,603</b>	<b>104,400</b>	<b>121,529</b>	<b>17,129</b>



# EMBASSY SECURITY, CONSTRUCTION, AND MAINTENANCE

## SECURITY MANAGEMENT

### *FY 2013 Budget Summary*

(\$ in thousands)

	<b>Funds Total</b>
FY 2011 Actual	14,871
FY 2012 Estimate	15,100
FY 2013 Request	15,400

#### **Budget Justification**

The Office of Security Management (SM) ensures, in a cost-effective manner, that all non-residential construction projects result in secure facilities, as mandated by the Omnibus Diplomatic Security and Anti-Terrorism Act of 1986 (P.L.99-399) and Section 160 of P.L. 100-204. The program ensures appropriate security safeguards are incorporated into all overseas diplomatic facility construction projects to protect against hostile terrorist acts and intelligence efforts. The FY 2013 request of \$15.4 million and 98 positions is an increase of \$0.3 million from the FY 2012 Estimate level.

To provide access control of personnel and materials, the program employs American personnel (site security managers, cleared American guards, construction surveillance technicians, and cleared American escorts) and local guards. Security Management ensures security requirements of capital and other projects are met. The program establishes security procedures and incorporates security components throughout the project planning, design, and construction phases to provide secure facilities for the protection of classified information and national security related activities and personnel. The comprehensive security management program has a vital role in the OBO mission to provide secure, safe, and functional facilities to replace our aging and deficient buildings overseas. Construction of a single NEC represents a significant investment for the U.S. Government. Inadequate security procedures, protection, or monitoring during the construction project would jeopardize mandatory accreditation of the entire project.

The FY 2013 increase of \$0.3 million provides for personnel cost adjustments and inflationary price increases.

#### ***Base Budget Detail Schedule***

(\$ in thousands)

	<b>FY 2011 Actual</b>	<b>FY 2012 Estimate</b>	<b>FY 2013 Request</b>	<b>Increase / Decrease</b>
Personnel	13,737	13,805	14,085	280
Program Support	1,134	1,295	1,315	20
<b>Total</b>	<b>14,871</b>	<b>15,100</b>	<b>15,400</b>	<b>300</b>

# EMBASSY SECURITY, CONSTRUCTION, AND MAINTENANCE

## AREA MANAGEMENT

### *FY 2013 Budget Summary*

(\$ in thousands)

	<b>Funds Total</b>
FY 2011 Actual	10,087
FY 2012 Estimate	10,050
FY 2013 Request	10,050

#### **Budget Justification**

The Office of Area Management (AM) provides comprehensive and timely customer service support to posts by serving as a practical, effective, and results oriented organization. The FY 2013 request of \$10.1 million and 41 positions represents no change from the FY 2012 Estimate level.

This budget supports the personnel who manage OBO's Repair and Construction program. In this capacity, Area Management Officers travel to each overseas post to review facility operations, meet with post management, review financial records and consult on various issues. This field-oriented approach enables the Area Management team to provide exceptional service, customer feedback, and technical assistance in supporting U.S. embassies to manage the limited resources to meet facilities needs of U.S. diplomatic and consular missions abroad.

The Occupancy Evaluation Support program is also supported by the Area Management budget. This program is designed to measure how effectively completed projects meet the needs of the occupants and is used to gather feedback to improve the embassy design and make other recommendations to improve future projects.

The FY 2013 request supports personnel cost adjustments and program support.

### ***Base Budget Detail Schedule***

(\$ in thousands)

	<b>FY 2011 Actual</b>	<b>FY 2012 Estimate</b>	<b>FY 2013 Request</b>	<b>Increase / Decrease</b>
Personnel	8,716	8,679	8,679	0
Program Support	1,371	1,371	1,371	0
<b>Total</b>	<b>10,087</b>	<b>10,050</b>	<b>10,050</b>	<b>0</b>

# EMBASSY SECURITY, CONSTRUCTION, AND MAINTENANCE

## FIRE PROTECTION

### *FY 2013 Budget Summary*

(\$ in thousands)

	<b>Funds Total</b>
FY 2011 Actual	5,732
FY 2012 Estimate	5,800
FY 2013 Request	5,870

#### **Budget Justification**

The Office of Fire Protection (FIR) ensures that U.S. Government personnel stationed overseas are safe and secure from fire hazards so that they can better focus on their mission of protecting and representing the people of the United States. The FY 2013 request of \$5.9 million and 33 positions is an increase of \$70,000 over the FY 2012 Estimate level.

Minimizing fire risk to post personnel and property overseas is the primary goal of the Fire Protection program. Several strategies are applied to accomplish this mission, including:

- Conduct fire prevention inspections and training of post personnel at each post every two years.
- Provide fire extinguishers, residential smoke detectors, emergency lights, panic hardware, and other small specialized suppression systems.
- Test and accept all new fire systems and achieve a 90-95 percent success rate of final acceptance on the first commissioning visit.
- Technical expertise is provided to replace and upgrade fire alarm systems in accordance with the Bureau Performance Plan in principal buildings.
- Critical fire alarm and sprinkler system preventive maintenance and technical support is provided to overseas posts to resolve 90 percent of trouble calls and return out-of-service systems to full service within one month. Preventive maintenance is critical to ensure system reliability, extend life expectancy, reduce life-cycle cost, and maintain or increase property value.
- Regional on-site technical training is given to locally employed staff to test, maintain, and repair systems to the extent possible.
- Specialized fire prevention training is provided at all Foreign Service Institute (FSI), Diplomatic Security (DS), Marine Security Guard (MSG), and Facility Manager training courses.

The FY 2013 increase of \$70,000 supports personnel cost adjustments and inflationary price increases.

### *Base Budget Detail Schedule*

(\$ in thousands)

	<b>FY 2011 Actual</b>	<b>FY 2012 Estimate</b>	<b>FY 2013 Request</b>	<b>Increase / Decrease</b>
Personnel	3,985	4,053	4,118	65
Program Support	1,747	1,747	1,752	5
<b>Total</b>	<b>5,732</b>	<b>5,800</b>	<b>5,870</b>	<b>70</b>

# EMBASSY SECURITY, CONSTRUCTION, AND MAINTENANCE

## SAFETY, HEALTH AND ENVIRONMENTAL MANAGEMENT

### *FY 2013 Budget Summary*

(\$ in thousands)

	<b>Funds Total</b>
FY 2011 Actual	3,728
FY 2012 Estimate	3,850
FY 2013 Request	3,900

#### **Budget Justification**

The Safety, Health, and Environmental Management (SHEM) program's mission is to protect employees and family members serving at overseas embassies and consulates from workplace and residential safety and health hazards that cause nearly 400 injuries and five to ten fatalities each year. The program enhances government efficiency by having one safety program provide OSHA mandated coverage for all federal employees under Chief of Mission authority. The FY 2013 request of \$3.9 million and 22 positions is an increase of \$50,000 from the FY 2012 Estimate level.

SHEM provides the long-term technical support and oversight needed for over 260 post specific programs by resolving over 3,400 technical requests from posts each year, conducting approximately 70 site visits that assess exposures, quantify risks, and identify effective hazard control measures, and by educating key personnel in 72 seminars each year. Regional seminars leverage resources by enabling collateral duty managers to take on greater responsibilities for the safety and health program as well as to train others upon returning to their posts.

Motor vehicle mishaps are the leading cause of fatalities, injuries, and property damage mishaps for Department operations overseas. SHEM has implemented a highly successful Event Data Recorder program for official vehicles at posts with the greatest number of fatalities. The units capture audio and video of events triggered by hard braking, swerving, or impact. Drivers are coached on each triggered event and this method has been shown to be effective in motivating drivers to change their driving behaviors. The four African posts with the event recorders have experienced a 50 percent reduction in risky driving behaviors and a 67 percent reduction in collisions. In the five years prior to installation, these four posts reported a total of 17 motor vehicle-related fatalities, an average of more than three per year. In the two years since installation, there have been no fatalities reported – the extrapolation being that six lives have been saved by this program so far.

The FY 2013 increase of \$50,000 supports personnel cost adjustments and inflationary price increases.

#### ***Base Budget Detail Schedule***

(\$ in thousands)

	<b>FY 2011 Actual</b>	<b>FY 2012 Estimate</b>	<b>FY 2013 Request</b>	<b>Increase / Decrease</b>
Personnel	2,938	3,060	3,105	45
Program Support	790	790	795	5
<b>Total</b>	<b>3,728</b>	<b>3,850</b>	<b>3,900</b>	<b>50</b>

# EMBASSY SECURITY, CONSTRUCTION, AND MAINTENANCE

## RESIDENTIAL DESIGN AND CULTURAL HERITAGE

### *FY 2013 Budget Summary*

(\$ in thousands)

	<b>Funds Total</b>
FY 2011 Actual	8,384
FY 2012 Estimate	8,600
FY 2013 Request	8,800

#### **Budget Justification**

The Office of Residential Design and Cultural Heritage (RDCH) provide interior design and furnishings to 390 representational residences worldwide and provide conservation, maintenance and stewardship of the Department's heritage properties and collections. The FY 2013 request of \$8.8 million and 14 positions is an increase of \$0.2 million above the FY 2012 Estimate level.

Representational residences are the first line of public diplomacy. They are an extension of the work environment of the embassy and a "looking glass" to the American way of life. The program supports 390 official residences that function similar to hotels with high reception scheduling. The standard refurbishment rate for the hotel industry is a seven to ten year cycle.

The Department has an extensive inventory of historically and culturally significant items that require special maintenance and care. OBO's Cultural Heritage Program provides support for conservation and maintenance of the Department's overseas heritage properties and the extensive collection of heritage assets housed in them. The Cultural Heritage Program's goal is to ensure these special assets are properly maintained so they continue to be a treasure for generations and provide a meaningful backdrop to the Department's diplomatic efforts.

The FY 2013 increase of \$0.2 million supports personnel cost adjustments and inflationary price increases.

### *Base Budget Detail Schedule*

(\$ in thousands)

	<b>FY 2011 Actual</b>	<b>FY 2012 Estimate</b>	<b>FY 2013 Request</b>	<b>Increase / Decrease</b>
Personnel	1,396	1,612	1,797	185
Heritage Property	800	800	805	5
Residential Design	6,188	6,188	6,198	10
<b>Total</b>	<b>8,384</b>	<b>8,600</b>	<b>8,800</b>	<b>200</b>

# EMBASSY SECURITY, CONSTRUCTION, AND MAINTENANCE

## ART IN EMBASSIES

### *FY 2013 Budget Summary*

(\$ in thousands)

	<b>Funds Total</b>
FY 2011 Actual	2,333
FY 2012 Estimate	2,400
FY 2013 Request	2,450

#### **Budget Justification**

The Art in Embassies (AIE) program provides exhibitions to represent American art abroad to U.S. Chiefs of Mission as a highly effective component in supporting the Department's public diplomacy efforts. The FY 2013 request of \$2.5 million and 16 positions is an increase of \$50,000 from the FY 2012 Estimate level.

The presence of American art exhibitions overseas builds strategic international partnerships. Using the Art in Embassies exhibitions, posts foster cross-cultural dialogue with exhibition-related cultural and educational activities, such as lectures, workshops, and exhibition visits with local audiences. This expanded exchange of ideas encourages strong bilateral and multilateral relationships. By extending the exhibition's impact beyond the walls of the U.S. mission residences, posts successfully engage foreign audiences in their local communities including educators, students, and members of the cultural community at-large.

The Art in Embassies program oversees acquisitions to establish permanent collections of contemporary art for the public spaces of all newly constructed U.S. embassies, consulates, annexes. This initiative expands and enhances the original mission through two-way exchange, uniting American culture and the culture of the host countries in ongoing artistic conversation and cultural outreach.

AIE also conducts educational outreach through its American Artist Abroad (AAA) program, successfully extending the cultural experience of American art into local communities. Participating artists travel to countries where their work is on display and engage in a series of public cultural programming activities such as lectures, workshops, community projects, and studio visits. AAA continues to garner media coverage both in the U.S. and the host country, and plans are underway to include artists represented in AIE's permanent collections in the program.

The FY 2013 increase of \$50,000 supports personnel cost adjustments.

#### ***Base Budget Detail Schedule***

(\$ in thousands)

	<b>FY 2011 Actual</b>	<b>FY 2012 Estimate</b>	<b>FY 2013 Request</b>	<b>Increase / Decrease</b>
Personnel	1,950	2,017	2,067	50
Program Support	383	383	383	0
<b>Total</b>	<b>2,333</b>	<b>2,400</b>	<b>2,450</b>	<b>50</b>

# EMBASSY SECURITY, CONSTRUCTION, AND MAINTENANCE

## POST COMMUNICATIONS

### *FY 2013 Budget Summary*

(\$ in thousands)

	<b>Funds Total</b>
FY 2011 Actual	9,100
FY 2012 Estimate	8,700
FY 2013 Request	8,900

#### **Budget Justification**

The Post Communications Support Program, with the participation of the Department's Bureau of Information Resources Management (IRM), funds two distinct services—Telephone Replacements and NEC Moves. The Telephone Replacement Program upgrades obsolete telephone systems that are no longer supported by the manufacturer, providing modern reliable digital systems capable of delivering a full range of services. The NEC Moves Program relocates, installs, and activates communications equipment from old locations to NECs. The FY 2013 request of \$8.9 million represents a \$0.2 million increase from the FY 2012 Estimate level.

Good communication is the life-blood of diplomacy. Every attempt must be made to ensure that those who serve the country have appropriate and modern technology available to fulfill their mission. Integral components of this technology are the telephone systems found at each overseas post. The Department has a replacement program for the telephone systems at 274 embassy, consulate, and other diplomatic facilities. The intent is to replace obsolete telephone systems and establish a ten-year replacement cycle. Standard features include system management tools, security and productivity enhancements, direct inward dialing, call accounting, voice mail, automated voice attendant in multiple languages, remote maintenance and a call threat recorder. All telephone systems are procured, shipped, installed, and maintained in accordance with the DOS Non-secure Telephone Standard that ensures the integrity of the telephone systems used to support areas of classified operations.

Critical to the safety and security of every overseas diplomatic mission are command and control (C2) communications capabilities. Mandatory to the installation and activation of these C2 systems are the Cleared-American technicians who install the classified backbone infrastructure and equipment for the network and systems vitally needed to enable substantive diplomatic operations, reporting, and emergency preparedness. The NEC Moves program supplies these cleared-American technicians to design the C2 infrastructure for new missions, provide the needed logistics support, install the infrastructure, provide operational verification testing, and provide the ongoing support for the lifecycle management of each mission's C2 infrastructure.

#### ***Base Budget Detail Schedule***

(\$ in thousands)

	<b>FY 2011 Actual</b>	<b>FY 2012 Estimate</b>	<b>FY 2013 Request</b>	<b>Increase / Decrease</b>
NEC Moves	908	1,292	1,342	50
Telephone Replacement	8,192	7,408	7,558	150
<b>Total</b>	<b>9,100</b>	<b>8,700</b>	<b>8,900</b>	<b>200</b>

# EMBASSY SECURITY, CONSTRUCTION, AND MAINTENANCE

## INFORMATION RESOURCE MANAGEMENT

### *FY 2013 Budget Summary*

(\$ in thousands)

	<b>Funds Total</b>
FY 2011 Actual	18,251
FY 2012 Estimate	19,000
FY 2013 Request	21,788

#### **Budget Justification**

OBO's Information Resource Management (IRM) office provides information technology resources for the Bureau with cost-effectiveness in direct support of desktop, network, hardware, and application development. The FY 2013 request of \$21.8 million and 22 positions is an increase of \$2.8 million over the FY 2012 Estimate level.

This budget will provide for consolidated desktop support costs, server and wire management costs, OBO-specific network operations, application development and test environments, and disaster recovery functionality.

The largest portion of the budget is used to support OBO applications including consolidation costs, applications support of the Buildings Management Information System (BMIS) application, SPC Net, OBOLink Records Management tool, PASS, ProjNet technologies, SharePoint implementation, web application, and other bureau specific data applications. The current initiatives will provide for sustainment of resources.

The FY 2013 increase of \$2.8 million will support compliance with Department IT consolidation, personnel cost adjustments at the current staffing level, and inflationary price increases.

### *Base Budget Detail Schedule*

(\$ in thousands)

	<b>FY 2011 Actual</b>	<b>FY 2012 Estimate</b>	<b>FY 2013 Request</b>	<b>Increase / Decrease</b>
Personnel	4,700	4,753	5,086	333
Program Support	13,551	14,247	16,702	2,455
<b>Total</b>	<b>18,251</b>	<b>19,000</b>	<b>21,788</b>	<b>2,788</b>



# EMBASSY SECURITY, CONSTRUCTION, AND MAINTENANCE

## MANAGEMENT SUPPORT

### *FY 2013 Budget Summary*

(\$ in thousands)

	<b>Funds Total</b>
FY 2011 Actual	45,645
FY 2012 Estimate	40,550
FY 2013 Request	39,700

#### **Budget Justification**

OBO's Management Support Division (MSD) is the administrative support "hub" of OBO and provides for the ongoing support needs for more than 1,400 OBO domestic and overseas government and contract staff. The FY 2013 request of \$39.7 million and 20 positions represents a decrease of \$0.9 million from the FY 2012 Estimate level.

MSD is tasked with ensuring that OBO's domestic facilities remain functional and operational on a daily basis. The program provides a number of key services and funds a range of fixed costs essential to OBO's daily operations, including:

- Security Services – Physical (including Homeland Security, contingency, and emergency requirements) and personnel
- General Services – Facility leasing, telecommunications, building renovations, office furniture and equipment, space planning and inventory management.
- Administrative Services – Travel program administration, fleet management, mail processing, government purchase and travel card program oversight.

The FY 2013 decrease of \$0.9 million reflects a reduction in OBO's travel costs per the administrative savings mandated by Executive Order 13589, as well as a reduction in rent costs and increases for personnel and program support.

### *Base Budget Detail Schedule*

(\$ in thousands)

	<b>FY 2011 Actual</b>	<b>FY 2012 Estimate</b>	<b>FY 2013 Request</b>	<b>Increase / Decrease</b>
Personnel	2,953	2,200	2,275	75
Rent	12,362	12,100	12,045	(55)
Travel	23,944	20,000	18,700	(1,300)
Program Support	6,386	6,250	6,680	430
<b>Total</b>	<b>45,645</b>	<b>40,550</b>	<b>39,700</b>	<b>(850)</b>

# EMBASSY SECURITY, CONSTRUCTION, AND MAINTENANCE

## FRONT OFFICE

### *FY 2013 Budget Summary*

(\$ in thousands)

	<b>Funds Total</b>
FY 2011 Actual	13,110
FY 2012 Estimate	12,800
FY 2013 Request	13,100

#### **Budget Justification**

The Front Office provides executive direction, financial management, human resources, developmental training, security assurance, and internal review for OBO. The FY 2013 request of \$13.1 million and 92 positions represents an increase of \$0.3 million from the FY 2012 Estimate level.

The Front Office budget supports critical, high-level OBO functions and activities including the mission of the OBO Director, Resource Management, Internal Reviews and Operations Research, Human Resources, and External Affairs. This management team ensures that the 274 U.S. diplomatic missions around the world have secure and functional facilities to allow over 20,000 employees overseas achieve U.S. foreign policy objectives.

The Front Office staff carries out the bureau's primary financial, policy, and public relations functions. It provides accounting, budgeting, and financial management services, to include vendor payments, for all OBO programs; formulates annual budget submissions; and directs the financial planning and resource allocation process within the bureau. This staff serves as the central focal point for furnishing OBO information to external entities, such as Congress, the Office of the Inspector General, GAO and OMB, and for developing bureau policies. This staff also performs recruiting, advertising, classification, hiring, retention, awards, employee relations, and other human resource functions for nearly 1,500 direct hire and personal service contractor positions. In addition, this team is responsible for OBO's interface with industry and the media and serves as the focal point within the bureau for managing the implementation of major outreach programs affecting OBO activities.

The FY 2013 increase of \$0.3 million supports personnel cost adjustments and program support expenses.

#### ***Base Budget Detail Schedule***

(\$ in thousands)

	<b>FY 2011 Actual</b>	<b>FY 2012 Estimate</b>	<b>FY 2013 Request</b>	<b>Increase / Decrease</b>
Personnel	10,915	11,000	11,350	250
Program Support	2,195	1,700	1,750	50
<b>Total</b>	<b>13,110</b>	<b>12,800</b>	<b>13,100</b>	<b>300</b>

# EMBASSY SECURITY, CONSTRUCTION, AND MAINTENANCE

## DOMESTIC RENOVATIONS

### *FY 2013 Budget Summary*

(\$ in thousands)

	<b>Funds Total</b>
<b>FY 2011 Actual</b>	23,725
<b>FY 2012 Estimate</b>	22,500
<b>FY 2013 Request</b>	71,600

#### **Budget Justification**

The Domestic Renovations program provides a safe, secure, cost-effective, and energy efficient workspace for employees at the Harry S. Truman (HST) headquarters building. This program also includes the Capital Improvement Program (CIP), which was developed to protect Department of State real property investments through correction of deficiencies and capital improvements. The FY 2013 request of \$71.6 million represents an increase of \$49.1 million from the FY 2012 Estimate level.

The program performance goal is to ensure that Department domestic facilities are cost-effective and enable employees to perform their duties. The performance objectives are as follows:

- Complete Renovation of the Department's original HST headquarters building
- Continue the New State renovation
- Continue Perimeter Security Improvements
- Identify all technical needs and finding requirements for projects identified in the Capital Improvement Plan and implement the projects in order of priority.

The FY 2013 request includes \$47.3 million to continue the renovation of the Harry S. Truman building and \$4.3 million for upgrades and repairs to other domestic offices. The FY 2013 request also includes \$20.0 million for the acquisition and fit-out of new office space for the Rosslyn Consolidation, which will consolidate several bureaus from multiple leased facilities. The new office space is necessary due to leases expiring on current spaces occupied by these various elements, and to permit consolidation of spaces and services that will undoubtedly reduce operating costs and combine three currently dispersed operations into a single facility.

### *Base Budget Detail Schedule*

(\$ in thousands)

	<b>FY 2011 Actual</b>	<b>FY 2012 Estimate</b>	<b>FY 2013 Request</b>	<b>Increase / Decrease</b>
HST Renovations	18,800	17,950	47,325	29,375
Capital Improvement Program	4,075	4,150	4,275	125
SA-6 Support/Move	850	400	20,000	19,600
<b>Total</b>	<b>23,725</b>	<b>22,500</b>	<b>71,600</b>	<b>49,100</b>

**OTHER ADMINISTRATION OF FOREIGN AFFAIRS**

**Conflict Stabilization Operations**

**Office of the Inspector General**

**Educational and Cultural Exchange Programs**

**Representation Allowances**

**Emergencies in the Diplomatic and Consular Service**

**Buying Power Maintenance Account**

**Repatriation Loans Program Account**

**Payment to the American Institute in Taiwan**

**Foreign Service Retirement and Disability Fund**

**CONFLICT STABILIZATION OPERATIONS**

## Proposed Appropriation Language

### CONFLICT STABILIZATION OPERATIONS

*For necessary expenses to support, maintain, mobilize, and deploy a civilian response corps and for related reconstruction and stabilization assistance to prevent or respond to conflict or civil strife in foreign countries or regions, or to enable transition from such strife, \$56,500,000, to remain available until expended: Provided, That funds made available under this heading may be made available to provide administrative expenses for the coordination of reconstruction and stabilization activities: Provided further, That the Secretary of State may transfer and merge funds made available under any other heading in Titles I, II, III and IV of this Act with funds made available under this heading to maintain and deploy a Civilian Response Corps and to provide reconstruction and stabilization assistance: Provided further, That the Secretary may appoint, compensate and remove Civilian Response Corps personnel without regard to Civil Service or classification laws.*

..

# CONFLICT STABILIZATION OPERATIONS

## *Resource Summary*

(\$ in thousands)

<b>Appropriations</b>	<b>FY 2011 Actual</b>	<b>FY 2012 Estimate</b>	<b>FY 2013 Request</b>	<b>Increase / Decrease</b>
Positions - Enduring	247	247	183	(64)
Enduring Funds	35,197	21,816	56,500	34,684
Overseas Contingency Operations Funds	0	8,500	0	(8,500)
Total Funds	35,197	30,316	56,500	26,184

FY 2012 Estimate includes the transfer of \$21,816,000 from Diplomatic and Consular Programs to Conflict Stabilization Operations

### *Program Description*

The Bureau of Conflict and Stabilization Operations (CSO) advances U.S. national security by driving integrated, civilian-led efforts to prevent, respond to, and stabilize crises in priority states, helping to set the conditions for long-term peace.

The Bureau subsumed the Office of the Coordinator for Reconstruction and Stabilization (S/CRS) in November 2011. As authorized by the Reconstruction and Stabilization Civilian Management Act of 2008 (Title XVI of Public Law 110-447), and required by the Quadrennial Diplomacy and Development Review (QDDR), CSO is tasked to manage and institutionalize an effective U.S. government civilian capacity to assess, plan, mitigate, and integrate an effective response in countries struggling with or at risk from conflict or civil strife. As importantly, CSO focuses on conflict prevention and building partnerships with the U.S. military, other U.S. civilian agencies, and international partners to ensure successful joint operations in conflict and crises situations. Operating abroad under Chief of Mission (COM) authority, CSO will also work with the host country government and civil society to ensure that local leaders have lead responsibility for developing and implementing peaceful political mechanisms to resolve internal disputes.

CSO as an organization is designed to provide expertise and needed support to the field. The majority of Bureau employees can expect to be deployed to the field periodically. Moreover, the skill sets contained in the interagency Civilian Response Corps (CRC) are being refocused toward conflict prevention and response and away from post-conflict reconstruction, requiring more emphasis on key conflict and political skills (key conflict and political skills are ability to analyze the drivers of conflict, core grievances and developing diplomatic approaches to assist host nation officials and affect population to mitigate and resolve conflict politically) and less on specialized technical expertise. To meet the latter requirements, CSO will rely more on the CRC Standby and outside specialists as needed.

### *Performance*

Personnel (corporate and CRC) are at the core of the Bureau's mission as an expeditionary organization. In FY 2011, due to major engagements in Afghanistan and South Sudan, CSO worked to meet its FY 2011 target of 82 employees per month and deployed within a range of 70 to 80 responders per month. During FY 2011, the number of responders deployed per month ranged from a high of 95 in March, 2011 to a low of 58 in August, 2011, during the summer transfer cycle. Because of the contingency nature of CSO overseas missions, the target is expressed in terms of a range in the number of deployed responders rather than a single numerical value.

## CONFLICT STABILIZATION OPERATIONS

The principal mandate of the CSO Bureau is to enable the Department to stay ahead of change and play the appropriate operational role in anticipating, preventing, and responding to conflict. During the course of FY 2012 and FY 2013, CSO will introduce additional metrics and performance measures in assessing how successful the Bureau is in meeting these new arrangements and capabilities while also focusing, streamlining and building upon current capabilities in the field and in Washington.

<b>Strategic Goal 1: Counter threats to the United States and the international order, and advance civilian security around the world</b>							
Active Performance Indicator		Average number of civilian responders deployed per month.					
Prior Year Results and Ratings				FY 2011		Planned Targets	
FY 2007	FY 2008	FY 2009	FY 2010	Target	Result and Rating	FY 2012	FY 2013
2.3 employees/month	2 employees/month	11.4 employees/month [Baseline]  New Indicator, No Rating	60  ▼ Below Target	Range: 70-80	78  ◀▶ On Target	Range: 70-80	Range: 70-80
Impact		In FY 2011, due to major engagements in Afghanistan and South Sudan, CSO was within the target range of deploying 70 to 80 responders per month.					
Methodology		Engagement Memorandum between the appropriate Regional Bureau Assistant Secretary and CSO that details the terms, conditions, and resource requirements of a particular deployment. After action reports/reviews are completed at the end of each engagement to survey and critique the effectiveness of the deployment and catalog lessons learned.					
Data Source and Quality		Field reports and reach-back information from deployed employees. In addition, CSO maintains a detailed database to capture information on deployments. Data Quality Assessment revealed no significant data limitations.					

### *Justification of Request*

The FY 2013 request for the Bureau of Conflict and Stabilization Operations is \$56.5 million, in a unified appropriation (not subsidized by funds transfer from Diplomatic and Consular Programs). This funding will provide the resources necessary to carry out critical activities and mission requirements. FY 2013 reflects a transformative year for the CSO Bureau and its program activities, the first full fiscal year after its reorganization. The restructuring was designed to make the bureau more agile and expeditionary, with a greater emphasis on creating a flexible response capacity with a smaller staff. This will produce greater deployment capacity, but with significantly less overhead. Response capabilities represented by CSO and the CRC can be augmented, as needed, with experts mobilized and paid only when deployed on specific missions.

The following provides a detailed justification of the FY 2013 request by Program Activity:



## CONFLICT STABILIZATION OPERATIONS

### **Overseas Response Operations: \$38,579,000**

The CSO bureau is a field-focused organization. In FY 2013, the majority of bureau resources are directly dedicated to the staffing, operation, and support of overseas deployments. The following are the major components of this program activity:

- **Response Capacity: \$15,176,000**

The request includes the salaries, benefits, and support costs of 68 full-time CRC component members in the Department of State, USAID, and other participating agencies. It also includes the salaries and benefits of 32 CSO direct hire employees in CSO's Offices of Overseas Operations who also deploy. In order to have a more agile, flexible and cost effective response corps, the CRC component will be reduced by 76 members from the FY 2012 level of 144, offset by enhancing the deployable capacity of CSO's remaining core staff. This change frees funding to support and maintain a robust force of expert and standby responders who can be deployed on an as-needed basis.

Maintaining a large standing force of interagency specialists is a costly model to ensure timely civilian response to staff overseas deployments. By transitioning from an organizational structure that relies on CRC-A personnel who deploy less than 50 percent of the time (just-in-case responders) to a model that utilizes a greater number of subject matter specialist responders who only need to be funded when they are actually in the field (just-in-time responders), CSO will be able to staff overseas deployments at a lower overall cost to the taxpayer. CSO will require a flexible hiring authority to make this effective.

In addition, this request funds the personnel and support costs of the office in CSO that is responsible for managing the full spectrum of policy and program-related issues associated with the deployment of CSO responders.

- **Response Operations Support: \$2,576,000**

These funds will provide for direct management, administration, and operational support of the CRC and other CSO responders, including mission support, personnel management, and other functions necessary to effectively recruit, manage, and equip the personnel who participate in overseas deployments.

- **Deployments: \$20,827,000**

This funding provides for all costs associated with deploying CRC and other civilian responders to support conflict and stabilization missions. This level of funding will provide for the deployment of 75 to 80 responders per month, which for planning purposes equates to two large deployments of approximately 30 responders each and four deployments of five responders each. In addition, when deployed, the salaries and benefits of non-permanent responders are funded within this program element. The funding includes the costs of travel, per diem, in-country support, air or surface transportation of equipment, bandwidth for satellite communications, subsistence, and other costs associated with an engagement.

### **Partnership and Learning: \$7,138,000**

This program element (formerly titled Strategic Communications and Training Office) will provide the funding and staff to develop new relationships with bilateral and multilateral partners, NGO's and other nontraditional actors that can help expand the CSO's reach and deepen its expertise, as well as to manage civilian-military strategies and relationships. In addition, this program element provides for a resource center on conflict stabilization, professional development/training for the CRC and other CSO responders, as well as the development of lessons learned from CSO operations to inform ongoing and future missions.

## CONFLICT STABILIZATION OPERATIONS

### **Policy and Programs: \$7,063,000**

Funding requested provides for the personnel and support costs of Washington-based headquarters staff necessary to implement programs, policies, proposals, and strategies for conflict prevention and stabilization operations, as well as staff to exercise oversight and management responsibility for the integration of conflict and stabilization operations, deployments, and programs with overall U.S. foreign policy objectives. This program element includes the resources necessary to provide for the administrative and management support of CSO operations, including financial management, budget/strategic planning, human resources, and general services operations.

### **CSO Headquarters: \$3,720,000**

This activity funds the required costs associated with operating the CSO headquarters, including rents, utilities, network support, printing, and internal supplies and equipment. In FY 2013, CSO anticipates that consolidating its offices in the Foggy Bottom area will result in associated reductions (\$3 million in estimated savings) in rent, security, utilities, and shuttle bus costs.

### *Staff by Program Activity* (positions)

Conflict and Stabilization Operations	FY 2011 Actual	FY 2012 Estimate	FY 2013 Request	Increase / Decrease
Partnership and Learning	28	28	28	0
Policy and Programs	32	32	32	0
Overseas Response Operations	187	187	123	(64)
<b>Total</b>	<b>247</b>	<b>247</b>	<b>183</b>	<b>(64)</b>

### *Funds by Program Activity* (\$ in thousands)

Conflict and Stabilization Operations	FY 2011 Actual	FY 2012 Estimate	FY 2013 Request	Increase / Decrease
Partnership and Learning	8,905	4,005	7,138	3,133
Policy and Programs	6,899	3,103	7,063	3,960
CSO Headquarters	5,311	2,388	3,720	1,332
Overseas Response Operations	14,082	12,320	38,579	26,259
<b>Total</b>	<b>35,197</b>	<b>21,816</b>	<b>56,500</b>	<b>34,684</b>

## CONFLICT STABILIZATION OPERATIONS

### *Funds by Object Class*

(\$ in thousands)

<b>Conflict and Stabilization Operations</b>	<b>FY 2011 Actual</b>	<b>FY 2012 Estimate</b>	<b>FY 2013 Request</b>	<b>Increase / Decrease</b>
1100 Personnel Compensation	8,080	8,138	19,455	11,317
1200 Personnel Benefits	3,892	4,447	14,200	9,753
2100 Travel & Trans of Persons	2,090	800	4,652	3,852
2300 Rents, Comm & Utilities	2,830	1,005	1,215	210
2400 Printing & Reproduction	75	0	100	100
2500 Other Services	17,790	7,176	16,578	9,402
2600 Supplies and Materials	340	100	200	100
3100 Personal Property	100	150	100	(50)
<b>Total</b>	<b>35,197</b>	<b>21,816</b>	<b>56,500</b>	<b>34,684</b>

*This page intentionally left blank*

**OFFICE OF INSPECTOR GENERAL**

## Proposed Appropriation Language

### OFFICE OF INSPECTOR GENERAL

For necessary expenses of the Office of Inspector General, [~~\$61,904,000~~]*\$65,622,000*, notwithstanding section 209(a)(1) of the Foreign Service Act of 1980 (Public Law 96–465), as it relates to post inspections.

# OFFICE OF INSPECTOR GENERAL

## *Resource Summary*

(\$ in thousands)

Appropriations	FY 2011 Actual	FY 2012 Estimate	FY 2013 Request	Increase / Decrease
Positions - Enduring	318	318	318	0
Enduring Funds	104,790	61,904	65,622	3,718
Overseas Contingency Operations Funds (1)	0	67,182	49,901	(17,281)
<b>Total Funds</b>	<b>104,790</b>	<b>129,086</b>	<b>115,523</b>	<b>(13,563)</b>

FY 2011 Actual includes \$57.4 million for DOS OIG, \$25.5 million for the Special Inspector General for Afghanistan Reconstruction (SIGAR), and \$22.0 million for the Special Inspector General for Iraq Reconstruction (SIGIR).

In FY 2012, funding for SIGAR and SIGIR are included in the Overseas Contingency Operations (OCO) Chapter. In FY 2013, funding for SIGAR and SIGIR are included in the Overseas Contingency Operations (OCO) chapter.

(1) Details of the FY 2013 OCO request are addressed in the OCO chapter.

### *Program Description*

The Office of Inspector General (OIG) has the leading role in helping the Department of State (Department) and the Broadcasting Board of Governors (BBG) improve management, strengthen integrity and accountability, investigate and deter fraud, and ensure the most efficient, effective, and economical use of resources. OIG's oversight extends to the Department's and BBG's 70,000 employees and 275+ missions and other facilities worldwide, funded through combined annual appropriations of more than \$18 billion. Additionally, OIG provides oversight for the United States Section, International Boundary and Water Commission. OIG remains at the forefront of efforts to identify potential savings and cost efficiencies for the Department and BBG, and strives to provide timely, relevant, and useful feedback that supports decision makers in strengthening critical programs and operations to promote U.S. interests. OIG sets performance targets each year for identification of potential savings for the Department and BBG, including questioned costs, funds put to better use, cost savings, recoveries, efficiencies, restitutions, and fines. OIG also sets annual targets relating to acceptance of OIG recommendations by the Department and BBG within targeted timeframes, which demonstrates timely agreement to correct vulnerabilities and deficiencies identified by OIG. As detailed in the performance section below, OIG has generally exceeded its targets.

In the past three years, OIG has substantially strengthened its oversight of high-cost, high-risk Department activities in the Middle East, and South and Central Asia. OIG established the Middle East Regional Office (MERO) in 2008 to dedicate on-the-ground resources and expertise to oversight of Department programs and U.S. interests in the frontline states and other crisis and post-conflict countries. In 2011, OIG further strengthened these operations by merging MERO, as a distinct office, into the Office of Audits. The merger became fully effective on August 1, 2011, with MERO becoming the Middle East Region Operations Directorate within the Office of Audits. The MERO Directorate will continue to be headquartered in Washington, DC, with a field office in Cairo, Egypt, and temporary satellite offices in Kabul, Afghanistan; Baghdad, Iraq; and Islamabad, Pakistan. The reorganization will enhance the quality and consistency of OIG overseas audits and evaluations, and streamline administrative support activities.

Also in the past three years, OIG's Office of Investigations opened overseas offices to strengthen accountability and provide investigative oversight for critical Department operations in the Middle East, and South and Central Asia. The Middle East Investigative Branch (MEIB), based in Washington, DC, has a field office in Amman, Jordan, and satellite offices in Baghdad, Iraq, and Kabul, Afghanistan. OIG

## OFFICE OF INSPECTOR GENERAL

also has taken steps in the past three years to restore its overall investigative capability, which had declined by nearly 60 percent in the preceding decade. OIG aggressively recruited staff to rebuild the Office of Investigations and has greatly improved its capacity to address allegations of waste, fraud, and abuse.

This resource request sustains initiatives in the frontline states and maintains the level of oversight required by the size, complexity, and importance of Department programs in these countries.

### **OIG Goals, Priorities, and Challenges for FY 2013**

OIG's mandate encompasses all domestic and overseas activities, programs, and missions of the Department and the BBG. OIG's overarching goal for 2013 is to effect positive change by being a valued resource to the Department and BBG in promoting U.S. interests and sustained leadership, with specific emphasis on the following:

- **Relevance:** OIG work will be directed at Department and BBG priorities, including those identified in the Quadrennial Diplomacy and Development Review (QDDR). OIG's work will emphasize critical, resource-intensive programs and operations in the frontline states; global issues; the effectiveness of foreign assistance programs; regional management activities and the use of new technologies and innovative approaches; priority posts and bureaus; and the Department's coordination with other U.S. Government agencies.
- **Value Added:** OIG will recommend actions that correct identified vulnerabilities and result in savings, cost recoveries, funds put to better use, restitutions and fines, prevention of losses, and improved efficiencies and security.
- **Usefulness:** OIG products will assist decision makers in improving programs and making the most effective spending decisions in an environment of increasingly constrained financial resources.
- **Timeliness:** OIG will continually strive to reduce the time for completing its audits, inspections, and reviews by using appropriate technologies to start jobs sooner, finish them quicker, and disseminate the results broadly and rapidly.

OIG will face several challenges as it strives to achieve these goals. OIG is a small office, yet operates in six countries and manages a complex workforce comprised of Civil Service, Foreign Service, rehired annuitants, contractors, personal services contractors, and locally employed staff. OIG faces challenges in recruiting and retaining personnel with the appropriate skill sets, especially for its critical work in the frontline states. OIG must continually adjust its work plan to juggle competing priorities with respect to mandated audits, inspections, and reviews; planned work that addresses critical priorities of the Department and the Administration; and frequent special requests from external stakeholders such as Congress. Changing conditions on the ground in conflict and post-conflict regions require frequent adjustments to OIG's plans. The Special Inspector General for Iraq Reconstruction is scheduled to sunset in calendar year 2012, which will result in additional oversight responsibilities transferring to OIG.

OIG supports all of the Department's strategic goals. OIG's planned work for 2013 reflects OIG's commitment to add value to the Department's mission, meet the demands of the Congress and the foreign affairs community, and fulfill OIG's traditional mandate to deter waste, fraud, and mismanagement. OIG is dedicated to assisting the Department and BBG to strengthen the effectiveness and efficiency of their programs, operations, and initiatives, to the extent that it has the resources to do so. OIG has limited capability to take advantage of programmatic tradeoffs. With considerable demands placed on OIG with respect to mandated and requested work, OIG has little flexibility to redirect existing resources to new priorities.



## OFFICE OF INSPECTOR GENERAL

### OIG's Presence in the Frontline States and Other Crisis and Post-Conflict Areas

OIG's top priority for 2013 is to maintain and strengthen its presence in the frontline states, and other crisis and post-conflict areas. Continued focus on these areas will sustain OIG's capacity to produce relevant, useful, and timely work that addresses the highest priorities of the Department, adds value to its programs and operations, and combats or deters fraud.

OIG established its overseas offices, at the request of the Department and Congress, to commit "boots on the ground" to provide dedicated oversight of critical, high-cost Department activities in the Middle East, and South and Central Asia. As Department commitments and expenditure of resources in Afghanistan, Iraq, and Pakistan have grown, OIG's oversight responsibilities have increased correspondingly. The resources requested for FY 2013 are essential to maintain overseas operations that have been funded, in part, by supplemental appropriations.

### *Performance*

Monetary benefits from OIG's work result in more effective and efficient use of U.S. taxpayer dollars, and are a primary mandate of the Office of Inspector General. Monetary benefits include potential cost savings, recoveries, questioned costs, funds put to better use, efficiencies, restitutions, and fines. OIG audits, inspections, evaluations, and investigations result in potential and actual cost savings and efficiencies to the Department and the Broadcasting Board of Governors.

<b>Strategic Goal 7: Build a 21st century workforce; and achieve U.S. government operational and consular efficiency and effectiveness, transparency and accountability; and a secure U.S. government presence internationally</b>							
Active Performance Indicator		Monetary benefits: questioned costs, funds put to better use, cost savings, recoveries, efficiencies, restitutions, and fines					
Prior Year Results and Ratings				FY 2011		Planned Targets	
FY 2007	FY 2008	FY 2009	FY 2010	Target	Result and Rating	FY 2012	FY 2013
\$52.6 million	\$23 million ▲ Above Target	\$26.4 million ▲ Above Target	\$25.5 million ▲ Above Target	\$17.8 million	\$261.9 million ▲ Above Target	\$19.0 million	\$21.5 million
Reason for Exceeding Target		The FY 2011 result for monetary benefits chiefly represents both unusually large recoveries and joint work with other Federal agencies that are not necessarily expected to recur in the future. Two audits jointly conducted with the Department of Defense resulted in unusually high monetary benefits exceeding \$200M. Four unusually large judgments resulted in more than \$17M worth of recoveries.					
Impact		Monetary benefits reported by OIG represent: (1) actual and potential monetary recoveries to the Department and BBG, and (2) more effective and efficient use of U.S. taxpayer dollars. OIG's performance on this indicator helps the Department achieve its strategic priority of operational efficiency and effectiveness in an environment of constrained resources.					

## OFFICE OF INSPECTOR GENERAL

Methodology	OIG management analysts monitor, follow-up, and report on the status and value of monetary benefits reported by audit, inspection, and evaluation teams. These amounts are entered and their status tracked in OIG's databases for compliance (audits, inspections, and evaluations) and investigations.
Data Source and Quality	Recoveries, questioned costs, and funds put to better use are based on amounts identified in OIG reports, as agreed to by the agency and tracked in OIG's compliance database. Investigative recoveries reflect court-ordered fines, restitutions, and recoveries based on information received from external prosecutorial and administrative authorities. The Data Quality Assessment revealed no significant data limitations.

Recommendations are a major product of OIG audits, inspections, and evaluations, and serve as the vehicle for correcting vulnerabilities and realizing positive change in the Department and the Broadcasting Board of Governors. Resolution of recommendations reflects management's willingness to take the actions recommended by OIG to correct identified problems and improve their programs and operations. The percentage of recommendations resolved within six months (inspections) or nine months (audits and evaluations) indicates to what extent management has agreed to take timely action to correct identified problems in line with OIG recommendations, or has identified acceptable alternatives that are expected to result in improved programs and operations.

<b>Strategic Goal 7: Build a 21st century workforce; and achieve U.S. government operational and consular efficiency and effectiveness, transparency and accountability; and a secure U.S. government presence internationally</b>							
Active Performance Indicator		Percentage of recommendations resolved within the appropriate timeframe (six months for inspections and nine months for audits and evaluations)					
Prior Year Results and Ratings				FY 2011		Planned Targets	
FY 2007	FY 2008	FY 2009	FY 2010	Target	Result and Rating	FY 2012	FY 2013
88%	87%	91% ▲ Above Target	79% ▼ Below Target	85%	89% ▲ Above Target	86%	87%
Reason for Exceeding Target		The FY 2011 result for percentage of recommendations resolved within appropriate timeframes can be attributed to the lower number of recommendations issued.					
Impact		The percentage of recommendations resolved within appropriate timeframes indicates to what extent the Department has agreed to take timely action to correct problems reported by OIG, or identified acceptable alternatives expected to improve operations. OIG's performance on this indicator helps the Department achieve its strategic priority of operational efficiency, effectiveness, & accountability.					
Methodology		The OIG offices assess and track compliance of each recommendation based on ongoing correspondence with the Department, and update the recommendation's status in the compliance database. In addition, each month OIG sends individual Department bureaus a status report of OIG recommendations directed to them. OIG and the bureaus follow up on and reconcile any discrepancies, and the OIG compliance database is updated when necessary.					

## OFFICE OF INSPECTOR GENERAL

Data Source and Quality	The percentage of recommendations resolved within the stated timeframes is derived from information in OIG's compliance database. Recommendations in OIG reports are entered into the database, and their status is updated by the OIG offices that did the work, based on ongoing correspondence with the Department and analysis of Department responses. The Data Quality Assessment revealed no significant data limitations.
-------------------------	---

### *Justification of Request*

The FY 2013 request is \$65.6 million, an increase of \$3.7 million and includes an increase of \$1.1 million in current services to maintain the FY 2012 level of activity. Program increases of \$2.6 million will be required for increased ICASS and in-country support costs associated with activities in the frontline states.

The request will allow OIG to maintain its current level of activity and will fund OIG's mandatory contribution to the Council of the Inspectors General on Integrity and Efficiency of \$468,000. In addition, OIG's overall budget request includes \$500,000 for training, which will satisfy all of OIG's training requirements for FY 2013. This funding request will assist in OIG's priority of maintaining the current level of operations in the Middle East and South and Central Asia, and will support OIG's goals for conducting relevant, useful, and timely work that adds value to Department and BBG programs and operations.

### **Office of Audits**

On August 1, 2011, the Office of Audits became the single audit component of OIG, consisting of two directorates: the Middle East Region Operations (MERO) Directorate and the Audit Directorate. The Audit Directorate is charged with conducting audits and program evaluations of the management and financial operations of the Department and BBG, including their audited financial statements, information security, internal operations, and external activities funded by the Department through contracts or financial assistance. It also conducts annual evaluations of Department and BBG compliance with the Federal Information Security Management Act. The MERO Directorate is responsible for performing engagements within the Middle East Region covering the Bureaus of Near Eastern Affairs and South and Central Asian Affairs, in addition to the general operation of overseas offices in Cairo, Egypt; Kabul, Afghanistan; Islamabad, Pakistan; and Baghdad, Iraq.

OIG's FY 2013 request includes funding for OIG's MERO Directorate to maintain its overseas and domestic operations, including seven direct hires and one locally employed staff in Cairo; two direct hires and two personal services contractors in Kabul; one term appointment and two personal services contractors in Baghdad; one term appointment and two personal services contractors in Islamabad; and 15 direct-hire employees at the MERO Directorate headquarters in Washington, DC, to provide project support for Middle East operations. The MERO Directorate's planned work for FY 2013 will support the Department and USAID joint strategic goals of effectively managing transitions in the frontline states; countering threats to the United States and the international order, and advancing civilian security; and expanding and sustaining the ranks of prosperous, stable, and democratic states. The Audit Directorate anticipates completing at least 15 congressional and executive mandated assignments in FY 2013, with the remainder of its work plan targeting high-priority, high-cost, and high-risk programs and operations.

### **Office of Inspections**

The Office of Inspections assesses domestic and overseas operations and facilities of the Department and BBG. Inspections review executive direction, policy and program implementation, resource management,

## OFFICE OF INSPECTOR GENERAL

and management controls. The Office of Inspections also provides oversight of programs and operations relating to foreign assistance funding, public diplomacy, and Department efforts to counter terrorism worldwide, including Afghanistan, Iraq, Pakistan, and other crisis and post-conflict areas. In addition, the Office of Inspections is frequently tasked with urgent requests for special reviews by the Department and Congress. Inspections will review Department progress in achieving efficiencies, including rightsizing and consolidating Department and other agency platforms overseas, and increasing the use of regional centers. OIG will continue to assess information security programs at overseas posts and domestic facilities, as well as promulgation of secure configuration standards.

### Office of Investigations

The Office of Investigations, based in Washington, DC, conducts worldwide investigations of criminal, civil, and administrative misconduct related to programs and operations of the Department, BBG, and the United States Section, International Boundary and Water Commission. The office investigates specific allegations, reports, or other information indicating possible violations of law or regulation. Investigative results are referred to the Department of Justice for prosecution, and to the Bureaus of Human Resources and Diplomatic Security, the Office of the Procurement Executive, or other agencies for administrative or other appropriate action. The Office of Investigations anticipates conducting approximately 100 investigations worldwide in FY 2013. The Office of Investigations maintains the OIG Hotline, which is expected to process an estimated 1,800 Hotline complaints annually by 2013.

The Middle East Investigative Branch (MEIB), based in Washington, DC, has a field office in Amman, Jordan, and satellite offices in Baghdad, Iraq, and Kabul, Afghanistan. MEIB will continue to play a vital role in OIG's investigative oversight of the Department's high-risk, high-cost programs and operations in the Middle East, and South and Central Asia. MEIB is staffed with seven investigators and analysts who work throughout the region to respond to allegations, perform procurement fraud and other priority investigations, and conduct joint investigations with member agencies of the International Contract Corruption Task Force. Since MEIB's establishment in 2009, the number of OIG investigations in the region has increased from four cases in 2008 to 39 in FY 2011. MEIB has achieved several successful large-scale criminal and civil prosecutions, including \$16.5 million in recoveries from Department contractors, and 17 contractor/grantee suspensions and debarments.

### *Funds by Program Activity*

(\$ in thousands)

Activities	FY 2011 Actual	FY 2012 Estimate	FY 2013 Request	Increase / Decrease
Administration and Staff Activities	14,476	15,618	16,646	1,028
Inspections, Audits, Investigations	40,275	43,446	46,145	2,699
Policy Formulation	2,634	2,840	2,831	(9)
SIGAR Activities	25,449	0	0	0
SIGIR Activities	21,956	0	0	0
<b>Total</b>	<b>104,790</b>	<b>61,904</b>	<b>65,622</b>	<b>3,718</b>

# OFFICE OF INSPECTOR GENERAL

## *Funds by Object Class*

(\$ in thousands)

	FY 2011 Actual	FY 2012 Estimate	FY 2013 Request	Increase / Decrease
1100 Personnel Compensation	71,641	40,418	42,566	2,148
1200 Personnel Benefits	11,427	9,642	10,055	413
2100 Travel & Trans of Persons	6,609	4,400	5,352	952
2200 Transportation of Things	1,387	1,528	1,535	7
2300 Rents, Comm & Utilities	3,130	939	1,071	132
2400 Printing & Reproduction	1,149	655	568	(87)
2500 Other Services	7,728	2,902	2,973	71
2600 Supplies and Materials	713	234	262	28
3100 Personal Property	787	731	772	41
4100 Grants, Subsidies & Contributions	219	455	468	13
<b>Total</b>	<b>104,790</b>	<b>61,904</b>	<b>65,622</b>	<b>3,718</b>

In response to the Inspector General Reform Act of 2008 (P.L. 110-409), Sec. 6, the following data is provided:

## *Inspector General Act Reporting*

(\$ in thousands)

Appropriations	FY 2013 IG Request to Agency	FY 2013 President's Request	FY 2013 CIGIE Contribution*within President's Request	FY 2013 Training Funds within President's Request
OIG	76,716	65,622	468	500
SIGAR	49,901	49,901	0	892
<b>Total</b>	<b>126,617</b>	<b>115,523</b>	<b>468</b>	<b>1,392</b>

\*CIGIE Contribution – IG contribution to the Council of the Inspectors General on Integrity and Efficiency

CIGIE did not mandate a SIGAR or SIGIR contribution for FY 2012 or FY2013.

*This page intentionally left blank*

## **EDUCATIONAL AND CULTURAL EXCHANGE PROGRAMS**

## Proposed Appropriation Language

### EDUCATIONAL AND CULTURAL EXCHANGE PROGRAMS

For expenses of educational and cultural exchange programs, as authorized, [~~\$583,200,000~~]~~\$586,957,000~~, to remain available until expended: *Provided*, That not to exceed \$5,000,000, to remain available until expended, may be credited to this appropriation from fees or other payments received from or in connection with English teaching, educational advising and counseling programs, and exchange visitor programs as authorized.



# EDUCATIONAL AND CULTURAL EXCHANGE PROGRAMS

## Resource Summary

(\$ in thousands)

Appropriations	FY 2011 Actual	FY 2012 Estimate	FY 2013 Request	Increase / Decrease
Positions - Enduring	410	422	422	0
Enduring Funds	599,550	583,200	586,957	3,757
Overseas Contingency Operations Funds	0	15,600	0	(15,600)
Total Funds	599,550	598,800	586,957	(11,843)

### *Program Description*

The Administration has charged the Department with finding ways to “embrace a new era of engagement, based on mutual understanding and mutual respect”. The Bureau of Educational and Cultural Affairs (ECA) answers that call with its mission to foster mutual understanding through people-to-people exchange programs. Exchanges communicate U.S. values and develop future leaders at home and abroad with a global perspective and individual connections worldwide. ECA results are clear and consistent, and as such, these programs are of strategic importance to America’s foreign and national security policy.

Today the Department is witnessing the fast-moving spread of democratic change throughout the Arab world and the steady rise of emerging powers with whom the Department is building cooperative relationships. ECA is meeting these challenges with proven programming initiatives and innovative tools that advance U.S. interests at home and abroad.

ECA’s mandate embodies the concept of “smart power” by using all available tools beyond traditional diplomacy to achieve the Department’s 21<sup>st</sup> Century foreign policy goals. ECA strengthens U.S. foreign policy initiatives in new strategic directions through engagement with younger and traditionally underserved populations. ECA’s outreach includes religious and ethnic minorities, people living in provincial areas, and the economically disadvantaged. ECA’s newer programming for the 21<sup>st</sup> Century also specifically targets women and girls. In all of these efforts, the expanding power of social media and technology has become increasingly indispensable.

ECA’s evolving relationship with Iraq now features educational, cultural, scientific, youth, and sports exchanges that support the all-important transition to civilian partnership in a crucial front-line state. In Afghanistan and Pakistan, educational and cultural exchanges are “smart power” at work in strategically vital regions. The theme of global engagement with Muslim communities runs through programs across the bureau, from the Lab-to-Market Seminars for Fulbright scholars in science and technology fields to the International Visitor Leadership Program (IVLP) projects on religious diversity and economic opportunity for women.

These new strategic directions are grounded in the traditional academic, professional, and cultural exchanges. The Fulbright Program is at the heart of ECA’s exchanges, building lasting relationships and helping to address global challenges by sending diverse and talented American students and scholars to study, teach and conduct research overseas and bringing foreign students and scholars to the United States. Arts exchange programs like American Music Abroad, DanceMotion USA, and the American Film Showcase reach a wide array of people – particularly youth and underserved communities – in countries not often visited by American artists to present an engaging and non-political viewpoint of American values and society. The new Empowering Women and Girls through Sport initiative will

## **EDUCATIONAL AND CULTURAL EXCHANGE PROGRAMS**

engage young female audiences through projects that focus on teamwork, good health, and leadership skills, while Professional Fellows programs are direct at emerging business, media and legislative leaders both overseas and in the United States through short-term internships.

ECA stands ready to meet the challenges of the 21<sup>st</sup> Century with proven programming initiatives, while recognizing the severe resource constraints and the need to re-prioritize effectively. The Bureau's mandate remains the same: to advance U.S. interests at home and abroad by giving foreign participants a positive view of America and Americans and by giving U.S. citizens an international perspective and a competitive edge in a global market.

### **Academic Programs**

Higher education cooperation and exchange are essential tools of “smart power” that increase mutual understanding, create lasting ties in every field of endeavor, and advance the Department's national interest in preparing the next generation of leaders to work together to tackle global challenges.

Academic Programs include the Fulbright Scholarship Program; the Hubert H. Humphrey Fellowships for mid-career professionals from developing nations; the Benjamin Gilman program for American undergraduates with financial need to study abroad; English language teaching and English Access Microscholarships for underserved populations; educational advising; U.S. studies exchanges; foreign language study, and other academic exchanges.

### **Professional and Cultural Exchanges**

Professional exchanges increase understanding of U.S. foreign policy goals and allow Americans to broaden their participation in global issues. The International Visitor Leadership Program (IVLP) provides opportunities for foreign opinion makers to meet and confer with their American counterparts and gain firsthand knowledge about U.S. society, culture and politics. Citizen Exchanges unite an extensive network of organizations and experts across different sectors of civil society through professional, youth, cultural, and sports programs. Arts programs are particularly effective in engaging non-traditional audiences, while youth and sports programs open young minds overseas to American perspectives and develop a sense of citizen responsibility, as well expose citizens of the United States to the diversity of cultures and points of view throughout the international arena.

### **Program and Performance**

The Office of Policy and Evaluation monitors and evaluates the impact of bureau programs. The Office of Alumni Affairs maintains productive engagement with ECA's many diverse and influential alumni worldwide.

### **Exchanges Support**

Exchanges Support includes funding for employee compensation and benefits for domestic staff and Regional English Language Officers (RELOs) abroad, as well as program direction and administration. It also includes the costs related to implementing U.S. Government exchanges coordination and the Convention on Cultural Property Implementation Act. The U.S. Government Exchanges Coordination – The Interagency Working Group on U.S. Government-Sponsored International Exchanges and Training (IAWG) - works to improve the coordination, efficiency, and effectiveness of the 15 federal departments and nearly 50 independent U.S. Government agencies that sponsor international exchanges and training.

### ***Performance***

Educational and cultural programs lead directly to greater knowledge and understanding of the United States and the American people, and to better knowledge and understanding of others. Greater mutual

## EDUCATIONAL AND CULTURAL EXCHANGE PROGRAMS

understanding helps build a foundation of trust upon which policy makers can then establish strategic bilateral and multilateral relationships. ECA outreach to current and emerging leaders as well as expanded exchanges with youth, non-elites, religious and ethnic minorities, and women result in more accurate and informed perceptions of the United States. This measure demonstrates ECA advancement of its mission to increase mutual understanding and develop friendly and peaceful relations through people-to-people exchanges.

<b>Strategic Goal 6: Advance U.S. interests and universal values through public diplomacy and programs that connect the United States and Americans to the world</b>							
Active Performance Indicator		Percentage of participants who increased or changed their understanding of the United States immediately following their program.					
Prior Year Results and Ratings				FY 2011		Planned Targets	
FY 2007	FY 2008	FY 2009	FY 2010	Target	Result and Rating	FY 2012	FY 2013
93.00% [Baseline]	95.00%  ▲ Above Target	93.00%  ◀▶ On Target	98.81%  ▲ Above Target	93.00%	97.03%  ▲ Above Target	93.00%	93.00%
Reason for Exceeding Target		Highly strategic program planning, design and implementation, as well as the successful recruitment of program participants from key groups (including current and emerging leaders, youth, non-elites, minorities, and women) led to an increase in knowledge and understanding of the United States that exceeded the target level.					
Impact		The U.S. Government is establishing and maintaining relationships with key leaders and influential audiences, facilitating effective diplomatic engagement.					
Methodology		ECA program participants complete pre-, post- and follow-up surveys that collect data on standardized indicators across ECA programs. All performance measurement surveys are designed by performance measurement specialists.					
Data Source and Quality		ECA performance measurement indicator data captured through pre-, post- and follow-up surveys are collected through ECA's specialized online performance measurement system. The Data Quality Assessment revealed no significant limitations.					

### *Justification of Request*

The FY 2013 request is \$587 million, a net increase of \$3.8 million above the FY 2012 Enduring Estimate. The FY 2013 request does not include the unrequested OCO funding provided in the FY 2012 enacted bill. Within this level of funding, the Bureau of Educational and Cultural Affairs will continue to foster mutual understanding through people-to-people-exchanges that communicate U.S. values and develop future leaders with a global perspective.

ECA will preserve funding for foreign policy priorities laid out in the Quadrennial Diplomacy and Development Review (QDDR) and the Strategic Framework for Public Diplomacy by supporting

## EDUCATIONAL AND CULTURAL EXCHANGE PROGRAMS

programs that are most valuable to public diplomacy practitioners in the field and that most effectively reach key audiences: women, youth, underserved groups and current and emerging leaders.

In FY 2013, the American English programs remain a critical element to ECA's strategic planning. ECA's goal is to reach a wider, young audience worldwide with relevant and high quality English language and youth exchange programs.

ECA is expanding the scope of its educational advising around the world. America must remain the destination of choice for the best and the brightest students and scholars. ECA will continue to strengthen EducationUSA services in key student markets such as Brazil, China, India, and Indonesia.

Alumni engagement is an extremely high priority for the Department and for all U.S. embassies around the world. ECA exchange programs involve almost 50,000 U.S. and foreign exchange participants in over 180 countries. Funding will sustain effective and efficient Alumni outreach.

The FY 2013 request realigns some funding under the Special Academic and Professional and Cultural Exchanges. This realignment provides greater flexibility to meet the most important foreign policy objectives of the Department and the Administration and engaging priority audiences by focusing resources on the most successful and cost-effective exchange programs.

The request also shifts \$12 million from the Regional Graduate Fellowship Program to the Fulbright Program to continue support for the Fulbright foreign graduate students in all regions and includes \$5 million for the Global University Innovation Fund to support a new model of multilateral university exchange and academic collaboration with key partners, emerging powers and countries in transition on topics of shared global importance.

In addition, the request shifts funding under Special Professional and Cultural Exchanges for the Congress Bundestag Youth Exchange (CBYX) to the Citizen Exchanges Program line. This shift will allow the Bureau to support CBYX along with other academic year high school exchange programs (e.g. Future Leaders Exchange (FLEX) Program and the Kennedy-Lugar Youth Exchange and Study (YES) Program) now funded under Citizen Exchanges and afford greater flexibility in making adjustments to each program in order to align these programs with the country's foreign policy priorities and adapt to changing conditions overseas.

The request will continue to fund the Gilman study abroad scholarship program for financially-disadvantaged U.S. students from underserved sectors seeking opportunities to study abroad and the American Overseas Research Centers to continue support for key Administration priorities in frontline states and the Near and Middle East.

The FY 2013 request includes \$22.6 million for the front-line states of Iraq (\$7 million), Afghanistan (\$7.4 million), and Pakistan (\$8.2 million). Funds will be used to advance U.S. foreign policy goals and further U.S. national security interest by expanding and strengthening communications, exchanges and mutual understandings of people-to-people engagement.

In FY 2013, ECA will continue to focus the strengths and benefits of educational, cultural and professional exchanges to support the foreign policy challenges facing the United States today. ECA has a strong record of managing requested funds effectively and efficiently to achieve important Administration initiatives.

## EDUCATIONAL AND CULTURAL EXCHANGE PROGRAMS

### *Funds by Program Activity*

(\$ in thousands)

Activities	FY 2011 Actual	FY 2012 Estimate	FY 2013 Request	Increase / Decrease
Academic Programs	337,265	324,582	328,077	3,495
Fulbright Program	238,480	230,430	250,406	19,976
Students, Scholars, Teachers, Humphrey, Undergraduates	238,480	230,430	250,406	19,976
Global Academic Exchanges	56,730	55,482	58,021	2,539
Educational Advising and Student Services	12,158	12,210	12,645	435
English Language Programs	44,572	43,272	45,376	2,104
Special Academic Exchanges	42,055	38,670	19,650	(19,020)
Regional Graduate Fellowships	20,500	18,570	0	(18,570)
American Overseas Research Centers	4,500	4,000	3,000	(1,000)
South Pacific Exchanges	485	470	350	(120)
Timor Leste Exchanges	485	470	350	(120)
Mobility (Disability) Exchange Clearinghouse	485	470	450	(20)
Benjamin A. Gilman International Scholarship Program	10,420	13,040	10,000	(3,040)
George Mitchell Fellowship Program	485	470	0	(470)
University of Miami Hemispheric Program	485	470	0	(470)
Tibet Fund	735	710	500	(210)
Global University Innovation	0	0	5,000	5,000
One-Time Special Grant Competition	3,475	0	0	0
Professional and Cultural Exchanges	197,631	193,964	192,566	(1,398)
International Visitor Leadership Program	90,650	90,650	90,941	291
International Visitor Leadership Program	90,650	90,650	90,941	291
Citizen Exchange Program	95,433	95,433	100,603	5,170
Professional/Cultural/Youth	95,433	95,433	100,603	5,170
Special Professional and Cultural Exchanges	11,548	7,881	1,022	(6,859)
One-Time Special Grant Competition	3,475	0	0	0
Congress-Bundestag Youth Exchange Program	3,992	3,992	0	(3,992)
Mike Mansfield Fellowship Program	1,618	1,518	0	(1,518)
Institute for Representative Government	422	422	0	(422)
Irish Institute	867	867	0	(867)
Youth Science Leadership Institute of the Americas	150	150	130	(20)
Ngwang Choephel Fellows (Tibet)	650	558	553	(5)
Pakistan Literacy Training	374	374	339	(35)
Program and Performance	5,054	5,054	5,854	800

## EDUCATIONAL AND CULTURAL EXCHANGE PROGRAMS

Activities	FY 2011 Actual	FY 2012 Estimate	FY 2013 Request	Increase / Decrease
Evaluation	1,854	1,854	1,854	0
Alumni	3,200	3,200	4,000	800
Exchanges Support	59,600	59,600	60,460	860
<b>Total</b>	<b>599,550</b>	<b>583,200</b>	<b>586,957</b>	<b>3,757</b>

### *Funds by Object Class*

(\$ in thousands)

	FY 2011 Actual	FY 2012 Estimate	FY 2013 Request	Increase / Decrease
1100 Personnel Compensation	34,614	36,153	36,876	723
1200 Personnel Benefits	10,360	10,821	11,037	216
2100 Travel & Trans of Persons	10,748	10,394	10,175	(219)
2200 Transportation of Things	188	198	193	(5)
2300 Rents, Comm & Utilities	1,283	1,278	1,246	(32)
2400 Printing & Reproduction	480	383	373	(10)
2500 Other Services	16,361	16,301	15,885	(416)
2600 Supplies and Materials	644	642	626	(16)
4100 Grants, Subsidies & Contributions	524,872	507,030	510,546	3,516
<b>Total</b>	<b>599,550</b>	<b>583,200</b>	<b>586,957</b>	<b>3,757</b>

International travel for participants of the International Visitor Leadership Program is now funded under object class 21 vice object class 41 based on the Department's Grant Policy Directive Number 10, Revision 2. Of the amount, over \$9 million is for participants' international travel.

## **REPRESENTATION ALLOWANCES**

**Proposed Appropriation Language**

REPRESENTATION ALLOWANCES

For representation allowances as authorized, [~~\$7,300,000~~]*\$7,484,000*.



## REPRESENTATION ALLOWANCES

### *Resource Summary*

(\$ in thousands)

Appropriations	FY 2011 Actual	FY 2012 Estimate	FY 2013 Request	Increase / Decrease
Funds	7,840	7,300	7,484	184

### *Program Description*

Pursuant to Section 905 of the Foreign Service Act of 1980, as amended, representation allowances enable the Department to provide for appropriate representation of the United States by employees whose official positions entail responsibility for establishing and maintaining vital relationships in foreign countries.

Representational functions convey U.S. foreign policy goals and objectives in both bilateral and multilateral fora. The Department is concentrating on representational activities that support U.S. positions on multilateral trade and economic development issues pending before the European Union (EU), the Association of Southeast Asian Nations (ASEAN), the Asia-Pacific Economic Cooperation (APEC), Central American Free Trade Agreement (CAFTA), Free Trade of the Americas (FTAA), African Growth and Opportunity Acts (AGOA) and the North American Free Trade Agreement (NAFTA).

Representational functions include protocol events such as national holidays, installation or inauguration of national leaders, or visits of noted personages. Representation funds may also be used to establish or consolidate professional relationships with local government counterparts necessary to the performance of official duties. For the Foreign Service, the ability to engage partners in an informal setting is an invaluable opportunity to strengthen the U.S. position where interlocutors are not yet ready to be forthcoming in a more formal setting.

As an example of these funds value to promote U.S. interests, Representation funds supported Embassy Kabul's 4<sup>th</sup> of July Independence Day Celebration, which included 2,000 Afghan leaders. Guests received presentations on programs supported by the U.S. in Afghanistan, thus broadening outreach at this traditional event. Also in Kabul, several *Iftaars* were hosted during Ramadan, including functions for the Afghan religious community, government contacts, and civil society and media. Embassy staff engaged Afghan and coalition leaders in discussions on the topics of transition to an Afghani-led security environment, the Strategic Partnership Dialogue, replacement of private security companies and the change of Ambassadors in July 2011.

In addition to supporting all seven regional bureaus, the Representation Allowances appropriation supports four other bureaus with overseas representatives: the Arms Control Verification Bureau (AVC); the Political and Military Affairs Bureau (PM); the Resources Management Bureau Financial Services Center (RM/FSC) in Bangkok; and the Bureau of Public Affairs (PA).

## REPRESENTATION ALLOWANCES

### *Justification of Request*

The FY 2013 Request is \$7.5 million, \$184,000 over the FY 2012 Estimate. The appropriation has steadily lost purchasing power since 2004 and, at the same time, enacted levels have decreased sharply, though Diplomatic presence overseas has grown over this period.

Major priorities in FY 2013 include:

- Support formal and informal discussion with relevant counterparts to highlight and endorse democratic alternatives that ensure peaceful transition of power in processes such as in Libya, Tunisia, Egypt and the new Republic of Southern Sudan;
- Foster engagement of Muslim Youth leaders, with the aim of encouraging government reform, by enabling a bilateral community approach through *Iftaar* celebrations that demonstrate awareness, sensitivity and tolerance of Muslim beliefs;
- Advance the expansion of outreach programs in frontline countries such as Afghanistan and Iraq, where the U.S.' ability to build relationships based on trust is key to the effectiveness of our national security goals and foreign policy interests;
- Support six new PA Media Hubs located in five geographical regions that will sustain engagement of media organizations as a critical tool to convey U.S. policy to foreign audiences via regional media outlets.
- Promote strategic economic dialogue with emerging world powers such as China by facilitating preparation events for venues such as the Annual Strategic and Economic Dialogue Support;
- Support efforts to elevate U.S. participation in regional organizations such as the African Growth & Opportunity Act (AGOA) Conference, and by supporting allowances to newly appointed Ambassadors to the Association of Southeast Asian Nations (ASEAN) and to the Organization of American States (OAS).

### *Funds by Program Activity*

(\$ in thousands)

representation allowances	FY 2011 Actual	FY 2012 Estimate	FY 2013 Request	Increase / Decrease
Commemorative and Ceremonial Requirements	274	284	265	(19)
Overseas Program Support	0	0	41	41
Mission Direction	0	0	41	41
Promotion of Economic Activities	583	596	576	(20)
Promotion of U.S. Citizens' Interests	263	275	237	(38)
Promotion of U.S. National Interests	5,035	4,502	4,680	178
Public Diplomacy	1,685	1,643	1,685	42
<b>Total</b>	<b>7,840</b>	<b>7,300</b>	<b>7,484</b>	<b>184</b>

# REPRESENTATION ALLOWANCES

## **Commemorative and Ceremonial Requirements**

Ambassadors, Charges d'Affaires, and their representatives are frequently called upon to participate in ceremonial or commemorative occasions such as national days, installations or inaugurations of national leaders, deaths or marriages of prominent citizens, and presentation of credentials to heads of state. On these occasions certain protocols or traditions (such as the presentation of a wreath, flowers, or other articles) must be observed. Foreign Service officers overseas are also responsible for the presentation of visiting noted personages and personnel of visiting U.S. naval vessels and special U.S. Government aircraft to local leaders.

## **Promotion of Economic Activities**

Foreign Service officers meet with foreign and American officials, business representatives, labor leaders, academics, and other individuals involved in production and trade investment in the country or district of their assignment. These contacts help them to perform duties of an economic nature (such as trade promotion, protection of American business interests, and economic, commercial and labor reporting) and conduct negotiations related to these activities.

## **Promotion of U.S. Citizens' Interests**

Establishing relationships with foreign officials in the country of their assignment allows Foreign Service officers to serve citizens' interests more responsively. Knowing the right people on an immediate basis can help them extend visa and immigration assistance, provide police and prison liaison, solve citizenship and related problems, arrange transportation of effects in the case of death, and arrange transportation and subsistence for destitute Americans overseas. Personal relationships are also important in developing and testing emergency plans, as well as dealing with the actual event of a natural disaster or act of terrorism.

## **Promotion of U.S. National Interests**

Strengthening contacts with foreign officials, prominent citizens, and long-term residents who are knowledgeable in various fields enables Foreign Service officers to promote U.S. national interests more effectively. The majority of official representational expenditures are for receptions, small working luncheons, and informal dinners that help to establish and maintain personal relationships, and to reciprocate courtesies previously extended. These relationships permit officers to gather information used to report trends, policies and opinions abroad, to conduct negotiations, and to present or further the acceptance of American policies or viewpoints.

## **Public Diplomacy**

Activities under Public Diplomacy aim to garner understanding and support for U.S. policies and values through interactions with influential individuals and organizations. Functions that include the local media, key political elites, academics, and members of non-governmental organizations are designed to assess the overseas public affairs climate and convey and reinforce acceptance of U.S. policies and values. These activities promote peaceful relations between the U.S. and other countries by fostering mutual understanding through academic, professional, and cultural activities.

# REPRESENTATION ALLOWANCES

## *Funds by Object Class*

(\$ in thousands)

representation allowances	FY 2011 Actual	FY 2012 Estimate	FY 2013 Request	Increase / Decrease
2500 Other Services	7,840	7,300	7,484	184
<b>Total</b>	<b>7,840</b>	<b>7,300</b>	<b>7,484</b>	<b>184</b>

## **PROTECTION OF FOREIGN MISSIONS AND OFFICIALS**

## **Proposed Appropriation Language**

### PROTECTION OF FOREIGN MISSIONS AND OFFICIALS

For expenses, not otherwise provided, to enable the Secretary of State to provide for extraordinary protective services, as authorized, [~~\$27,000,000~~]*\$28,200,000*, to remain available until September 30, [~~2013~~]*2014*.

# PROTECTION OF FOREIGN MISSIONS AND OFFICIALS

## *Resource Summary*

(\$ in thousands)

Appropriations	FY 2011 Actual	FY 2012 Estimate	FY 2013 Request	Increase / Decrease
Funds	27,944	27,000	28,200	1,200

### *Program Description*

Under the Foreign Missions Act (22 USC 4314 et seq), the Bureau of Diplomatic Security administers the Department's two programs for the extraordinary protection of international organizations, foreign missions and officials, and foreign dignitaries (under certain circumstances) throughout the United States. These programs are the *Extraordinary Protection of International Organizations, Foreign Missions and Officials in New York*, and the *Extraordinary Protection of International Organizations, Foreign Missions and Officials Elsewhere in the United States*.

These programs help the U.S. Government to fulfill its obligations under Article 22(2) of the Vienna Convention on Diplomatic Relations and other international treaties to ensure security for foreign missions and officials in the United States. When the required level of protection exceeds what local law enforcement authorities can reasonably be expected to provide to foreign missions and officials, international organizations, or certain visiting dignitaries, the two programs allow the Department of State to reimburse other Federal agencies, and states; and/or local authorities for extraordinary protective services provided or to enter into an agreement with private security firms to provide such services.

Examples of ongoing protective activities funded by these programs include: the permanent protection of certain foreign missions, consulates, and chanceries throughout the United States; intermittent protection of certain other consulates in the United States; the protection of foreign officials and certain other distinguished foreign visitors during the annual meeting of the United Nations General Assembly; and the protection of foreign government officials while visiting metropolitan areas where there are multiple full time consular or diplomatic missions, when these officials are in the United States to conduct official business with the U.S. Government.

The program for *Extraordinary Protection of International Organizations, Foreign Missions and Officials in New York* and surrounding areas funds the special security requirements of diplomatic delegations and officials within New York City, including those accredited to the United Nations and other international organizations, and visiting foreign dignitaries under certain circumstances.

The program for *Extraordinary Protection of International Organizations, Foreign Missions and Officials Nationwide* funds the special security requirements of diplomatic delegations and officials, and visiting foreign dignitaries under certain circumstances throughout the United States.

### *Justification of Request*

The Department of State requests \$28.2 million for FY 2013, which is an increase of \$1.2 million over the previous year. This increase will provide the Bureau of Diplomatic Security the means to pay for rate increases in the two program accounts funded by this appropriation.

## PROTECTION OF FOREIGN MISSIONS AND OFFICIALS

### Extraordinary Protection of International Organizations, Foreign Missions and Officials in New York and surrounding areas

A total of \$23.7 million is requested to reimburse New York City and the surrounding areas for providing extraordinary security protection to diplomatic facilities and the United Nations facility. Any amount not used to reimburse the New York City Police Department (NYPD) and other agencies in New York City and surrounding areas would be applied to valid reimbursement claims from prior years. In FY 2013, it is estimated that the outstanding, eligible NYPD claims, including claims from prior years, will total \$88.1 million.

### Extraordinary Protection of International Organizations, Foreign Missions and Officials Nationwide

The remaining \$4.5 million includes \$3.3 million for current security contract obligations for protection of foreign resident officials and their missions(nationwide), and \$1.2 million to support any qualifying localities (those localities which have 20 or more consulates) which provide extraordinary protection for consulates and visiting foreign dignitaries. After nationwide claims have been paid from the \$1.2 million, any remaining funds would be applied to outstanding, eligible NYPD claims from prior years.

#### *Funds by Program Activity*

(\$ in thousands)

Activities	FY 2011 Actual	FY 2012 Estimate	FY 2013 Request	Increase / Decrease
Extraordinary Protection of Foreign Missions/Officials New York	25,544	24,600	23,700	(900)
Extraordinary Protection of Foreign Missions/Officials Rest of U.S.	2,400	2,400	4,500	2,100
<b>Total</b>	<b>27,944</b>	<b>27,000</b>	<b>28,200</b>	<b>1,200</b>

#### *Funds by Object Class*

(\$ in thousands)

	FY 2011 Actual	FY 2012 Estimate	FY 2013 Request	Increase / Decrease
2500 Other Services	27,944	27,000	28,200	1,200
<b>Total</b>	<b>27,944</b>	<b>27,000</b>	<b>28,200</b>	<b>1,200</b>



## **EMERGENCIES IN THE DIPLOMATIC AND CONSULAR SERVICE**

## **Proposed Appropriation Language**

### **EMERGENCIES IN THE DIPLOMATIC AND CONSULAR SERVICE (INCLUDING TRANSFER OF FUNDS)**

For necessary expenses to enable the Secretary of State to meet unforeseen emergencies arising in the Diplomatic and Consular Service, [~~\$9,300,000~~]*\$9,500,000*, to remain available until expended as authorized, of which not to exceed \$1,000,000 may be transferred to, and merged with, funds appropriated by this Act under the heading "Repatriation Loans Program Account", subject to the same terms and conditions.

# EMERGENCIES IN THE DIPLOMATIC AND CONSULAR SERVICE

## *Resource Summary*

(\$ in thousands)

Appropriations	FY 2011 Actual	FY 2012 Estimate	FY 2013 Request	Increase / Decrease
Funds	19,353	9,300	9,500	200

FY 2011 Actual includes \$10.0 million transferred from Diplomatic and Consular Programs and \$127,134 transferred to Repatriation Loans Program Account.

### *Program Description*

As authorized by Section 4 of the State Department Basic Authorities Act of 1956, as amended (22 U.S.C. 2671), the Emergencies in the Diplomatic and Consular Service (EDCS) appropriation is a no-year appropriation used to meet unforeseen emergency requirements in the conduct of foreign affairs, including evacuations of personnel and their families overseas, and, in certain circumstances, private U.S. citizens and third country nationals, as well as other authorized activities that further the realization of U.S. foreign policy objectives. The EDCS appropriation is also used for the payment of rewards for information related to international terrorism, narcotics related activities, and war crimes tribunals for the former Yugoslavia, Bosnia, Croatia, Rwanda and Sierra Leone as authorized by Section 36 of the State Department Basic Authorities Act of 1956 (22 U.S.C 2708) as amended, and by Section 102 of Public Law 105-323, as amended by Public Law 106-277. Funds appropriated for these purposes are authorized to remain available until expended.

The principal purpose of the EDCS appropriation is to provide the Department with the means to respond immediately to emergencies that arise in the conduct of foreign relations, including the evacuation of personnel and their families overseas. Devastating events worldwide have demonstrated the importance of the EDCS appropriation to protecting American lives overseas. The earthquakes in Japan and Haiti, the evacuation of Lebanon, the tsunami in Southeast Asia, the war in Iraq, the events of September 11, 2001, the outbreaks of pandemic influenza (SARS, Avian and H1N1 flu), and the bombings of the U.S. Embassies in Nairobi, Kenya and Dar es Salaam, Tanzania and the U.S. Missions in Riyadh, Saudi Arabia and Islamabad, Pakistan underscore the continuing need for a funding source from which extraordinary expenditures can be made on a timely basis to further and protect United States interests abroad. Additionally, the EDCS appropriation funds certain activities relating to the conduct of foreign affairs by senior Administration officials which generally take place in connection with the U.S. hosting of U.S. government-sponsored conferences, such as the United Nations and the Organization of American States General Assembly, the G-20 Summit, the Nuclear Security Summit, the U.S.-China Strategic and Economic Dialogue, and the Asian-Pacific Economic Cooperation (APEC) International Conference. The EDCS appropriation also funds urgent medical and travel expenses related to natural disasters or terrorist incidents; passport and visa fraud investigations; official visits of foreign dignitaries; travel of Presidential delegations; representational expenses; and other authorized activities that further the realization of foreign policy objectives.

The Rewards category of EDCS covers the Department's Rewards Program which consists of three separate components – Rewards for Justice (RFJ), Narcotics Rewards, and War Crimes Rewards. The program is a valuable asset and has been instrumental in bringing to justice international terrorists, notorious narcotics traffickers, and war criminals sought by the UN International Criminal Tribunals for the Former Yugoslavia and Rwanda.

# EMERGENCIES IN THE DIPLOMATIC AND CONSULAR SERVICE

## *Justification of Request*

### **Unforeseen Emergencies and Other Activities: \$9,500,000**

The Department's FY 2013 request of \$9.5 million is a \$200,000 increase from the FY 2012 estimate level.

Demands on this account, although unpredictable, are heavily influenced by evacuations that may occur as a result of natural disasters, epidemics, terrorist acts, and civil unrest. Recent demands include the earthquakes in Haiti, the large-scale evacuation of Americans from Libya and those related to the tsunami in Southeast Asia. In FY 2011, evacuations occurred in Tripoli, Libya, Cairo, Egypt, Sanaa, Yemen, Abidjan, Cote D'Ivoire, Damascus, Syria, Tunis, Tunisia, Manama, Bahrain, Nassau, Bahamas, and Japan. \$3.0 million of the Department's request will support emergency evacuations.

The EDCS appropriation also funds certain activities relating to the conduct of foreign affairs by senior Administration officials, particularly U.S.-hosted summits and conferences. The Department anticipates that there will be no carryover in FY 2013, due to the U.S.-hosting of the APEC Summit, and the G8 and NATO Summits in FY 2012. In FY 2012, the Department's EDCS costs for the APEC Summit exceeded \$2 million, and the Department expects the EDCS costs for the G8 and NATO Summits to exceed \$5 million. Other activities funded from EDCS are travel of Presidential delegations, official visits, official gifts for foreign dignitaries, Presidential, Vice Presidential, and Congressional travel overseas, and representation requirements of senior Department officials. \$5.5 million of the Department's request will support these activities related to the conduct of foreign affairs.

The EDCS account provides funding in support of confidential investigations conducted to counteract passport and visa fraud. A higher volume of investigations and apprehension of groups or individuals involved in the fraudulent issuance of U.S. passports and visas has resulted in increased funding requirements. The Department has an agreement with DOD to fund deployment of a forensics team to investigate disasters, such as plane crashes, at the request of foreign governments. In addition, other highly-sensitive unusual activities such as travel of foreign dissidents, ex gratia payments to foreign nationals, and urgent medical/travel costs in natural disasters or terrorist incidents are funded from the EDCS account. The request includes \$1.0 million to support activities related to passport and visa fraud investigations and other highly-sensitive matters.

### **Terrorism, Narcotics, and War Crimes Rewards Program: \$0**

The FY 2013 request includes no additional funding for the Reward Program. The Department anticipates transferring funds from Diplomatic and Consular Programs prior year expired, unobligated balances to the EDCS account to fund rewards as authorized in the Department of State, Foreign Operations, and Related Appropriations Act, 2008 (Div. J, P.L. 110-161). A total of \$44 million has been transferred to EDCS under this authority from FY 2009 thru FY 2011.

The EDCS account funds the payment of rewards for information on international terrorism, narcotics trafficking and war crimes, as well as provides for the expansion of publicity efforts. Currently, there are approximately \$588 million in pending reward offers in the Terrorism, Narcotics and War Crimes Rewards programs: \$381 million for cases concerning terrorist acts; \$162 million for cases concerning narcotics traffickers; and \$45 million for cases concerning war crimes. All rewards under the Rewards Program are funded from the EDCS appropriation.

## EMERGENCIES IN THE DIPLOMATIC AND CONSULAR SERVICE

The Terrorism Rewards Program, or Rewards for Justice (RFJ) Program, is a valuable asset in the fight against international terrorism. Currently, there are reward offers for information that prevents, frustrates, or favorably resolves acts of international terrorism against U.S. persons or property worldwide, leads to the arrest or conviction, in any country, of terrorists responsible for such acts, or leads to the location of a key terrorist leader.

The Narcotics Rewards Program has been successful in helping law enforcement capture some of the world's most notorious narcotics traffickers responsible for bringing hundreds of tons of illicit drugs into the United States each year.

The War Crimes Rewards Program has been instrumental in bringing to justice fugitives sought by the UN International Criminal Tribunals for the Former Yugoslavia (ICTY) and Rwanda (ICTR). The War Crimes program is launching a multi-media ad campaign in Africa's Great Lakes Region to apprehend the last remaining fugitives before the International Criminal Tribunal for Rwanda closes.

### *Funds by Program Activity*

(\$ in thousands)

Activities	FY 2011 Actual	FY 2012 Estimate	FY 2013 Request	Increase / Decrease
Emergency Evacuations & Other Activities	19,353	9,300	9,500	200
<b>Total</b>	<b>19,353</b>	<b>9,300</b>	<b>9,500</b>	<b>200</b>

### *Funds by Object Class*

(\$ in thousands)

	FY 2011 Actual	FY 2012 Estimate	FY 2013 Request	Increase / Decrease
2100 Travel & Trans of Persons	13,873	2,976	3,040	64
2500 Other Services	5,480	6,324	6,460	136
<b>Total</b>	<b>19,353</b>	<b>9,300</b>	<b>9,500</b>	<b>200</b>

*This page intentionally left blank*

## **BUYING POWER MAINTENANCE ACCOUNT**

## **Proposed Appropriation Language**

BUYING POWER MAINTENANCE ACCOUNT

None.



# BUYING POWER MAINTENANCE ACCOUNT

## *Resource Summary*

(\$ in thousands)

Appropriations	FY 2011 Actual	FY 2012 Estimate	FY 2013 Request	Increase / Decrease
Funds	0	0	0	0

FY 2011 includes the transfer of \$18 million to Diplomatic and Consular Programs.

### *Program Description*

The Buying Power Maintenance Account (BPMA) is authorized under section 24 of the State Department Basic Authorities Act of 1956 (22 U.S.C. 2696) as amended (P.L.110-252). The BPMA is intended to offset adverse fluctuations in foreign currency exchange rates or overseas wage and price changes.

Adverse exchange rate fluctuations erode the Department's buying power overseas, causing potential operating deficits. Funds may be transferred from this account to other accounts under the heading "Administration of Foreign Affairs" to maintain planned levels of activity. Managing factors include the ability to absorb exchange rate losses within the current year financial plan, offsetting gains in other parts of the world, and the balances available versus projections of exchange rate fluctuations in the current and the budget year. Decisions to transfer exchange rate gains from other accounts under the heading "Administration of Foreign Affairs" into the BPMA are made on a similar basis.

Historically, the BPMA was capitalized at a level of over \$20 million in the mid-1980s, and balances were depleted in subsequent years due to the decline in the value of the dollar against the currencies of virtually every major industrialized country. From FY 1997 through FY 2002, the Department built the fund back up to \$16.7 million through exchange rate gains and the transfer of balances from the former USIA Buying Power Maintenance Account. However, because of significant worldwide losses in the value of the dollar in FY 2003 and FY 2004, the BPMA account was drawn down to zero by the end of FY 2004. The FY 2010 account balance included \$8.5 million in appropriated funds along with \$5 million carried forward from FY 2009 balances. In FY 2011, Congress rescinded \$17 million which was almost half of the BPMA balance of \$35.5 million, and \$18 million was transferred to the Diplomatic and Consular Programs appropriation to offset the \$50.4 million 2011 global wage and price increases. The FY 2011 end of year balance was \$500,000.

### *Justification of Request*

The FY 2013 Budget does not include an increase in BPMA total appropriated resources for potential exchange rate losses. The Department will use existing BPMA balances and related transfer authority to manage exchange rate fluctuations.

*This page intentionally left blank*

## **REPATRIATION LOANS PROGRAM ACCOUNT**

## Proposed Appropriation Language

### REPATRIATION LOANS PROGRAM ACCOUNT (INCLUDING TRANSFER OF FUNDS)

For the cost of direct loans, [\$1,447,000] *\$1,800,000*, as authorized, of which [\$710,000] *\$711,000* may be made available for administrative expenses necessary to carry out the direct loan program and may be paid to "Diplomatic and Consular Programs": *Provided*, That such costs, including the cost of modifying such loans, shall be as defined in section 502 of the Congressional Budget Act of 1974.

# REPATRIATION LOANS PROGRAM ACCOUNT

## *Resource Summary*

(\$ in thousands)

Appropriations	FY 2011 Actual	FY 2012 Estimate	FY 2013 Request	Increase / Decrease
Funds	1,574	1,447	1,800	353

FY 2011 Actual includes \$127,134 transferred from Emergencies in the Diplomatic and Consular Service.

### *Program Description*

As authorized by Section 4 of the State Department Basic Authorities Act, the Department of State's Repatriation Loans program provides emergency loans to assist destitute Americans abroad who have no other source of funds to return to the United States. They include Americans temporarily abroad who are without funds because of unforeseen events such as theft, illness, or accident; individuals suffering from serious physical or mental illness who need to return to the United States for medical care; Americans residing abroad with an alien spouse needing assistance to escape an abusive situation; and individuals caught in a disaster or emergency abroad who need to be removed from harm's way. Approval of a repatriation loan is not based on an applicant's credit worthiness, but rather destitution. State Department repatriation loans are provided for temporary subsistence and transportation to a U.S. port of entry.

When U.S. citizens abroad become destitute and are unable to fund their return home, they may enlist the assistance of the U.S. Embassy or Consulate in the country in which they are stranded. Consular officers first attempt to obtain funds for the person in need from family members and/or friends in the United States. If this cannot be done, the post is authorized in certain circumstances to purchase transportation for direct return to the United States and to provide food and lodging for the period prior to the next available flight, via U.S. carrier whenever possible. The recipient is required to sign a promissory note for the amount of the loan. The Department of State actively seeks repayment of these loans. To encourage repayment, the recipient's passport is restricted at the time the loan is granted to allow return to the United States only. This restriction remains in effect until the loan is repaid.

The Repatriation Loan Program directly benefits American citizens by providing them with the means to return to the United States if destitute. Review of FY 2011 data indicates that 1,001 repatriation loans were serviced overseas.

#### FY 2011 Actual Loans Serviced

<u>Bureau</u>	
Africa	58
Americas	295
East Asia/Pacific	215
Europe	163
Near East and South Central Asia	270
<b>Total</b>	<b>1,001</b>

### **Administration**

Contract positions (non Consular Affairs) to administer the loan program are funded with the administration component of the Repatriation Loan Program. These positions handle the loans from just after Consular Affairs approval to final payoff. Currently about 90 percent of the administrative funding

## REPATRIATION LOANS PROGRAM ACCOUNT

is used to support loans from previous fiscal years and 10 percent for current year loans. Due to changes in accounting systems and practices over the years, the older loans require a great deal of contractor hours in research to correctly account for payoffs and to track defaulted loans.

### **Subsidy**

Amounts requested for subsidy represents the estimated costs to the U.S. Government of loans that are unlikely to be repaid.

### ***Justification of Request***

The FY 2013 request is \$1.8 million, a \$353,000 increase from the FY 2012 estimate level. The FY 2013 subsidy request is \$1.1 million and the administrative request is \$711,000. The request will allow the Department of State to subsidize and administer the Repatriation Loans program consistent with the Credit Reform Act of 1990 and at a funding level consistent with recent loan volume. This activity is funded as a direct loan program in accordance with the Credit Reform Act.

Repatriation loan cases have steadily increased over the last few fiscal years. This request will allow the Department to issue repatriation loans at a level that is consistent with increased funding requirements.

### ***Funds by Program Activity***

(\$ in thousands)

Activities	FY 2011 Actual	FY 2012 Estimate	FY 2013 Request	Increase / Decrease
Administration	711	710	711	1
Subsidy	863	737	1,089	352
<b>Total</b>	<b>1,574</b>	<b>1,447</b>	<b>1,800</b>	<b>353</b>

The FY 2013 subsidy request of \$1,089,000 (57.67 percent) will provide a loan level of \$1,888,330. The subsidy appropriation represents the estimated costs to the U.S. Government of loans that are unlikely to be repaid. For FY 2013, the Department is also requesting continuation of authority within the Emergencies in the Diplomatic and Consular Service account (EDCS) to allow the transfer of up to \$1 million into this account from EDCS if loan requirements exceed the requested level.

The FY 2013 administration request of \$711,000 will provide for operation and management of the loan program consistent with the Credit Reform Act. The Department is requesting continuation of authority to transfer the administration portion of this request to the Diplomatic and Consular Programs account. This transfer makes administration of the program more efficient by simplifying financial planning and accounting procedures. In recent years, the Department has made significant improvements in defaulted loan collections with the administration funding it has received, resulting in a 20 percent decrease in the subsidy costs to the U.S. Government.

# REPATRIATION LOANS PROGRAM ACCOUNT

## *Funds by Object Class*

(\$ in thousands)

	<b>FY 2011 Actual</b>	<b>FY 2012 Estimate</b>	<b>FY 2013 Request</b>	<b>Increase / Decrease</b>
2500 Other Services	711	710	711	1
3300 Investments and Loans	863	737	1,089	352
<b>Total</b>	<b>1,574</b>	<b>1,447</b>	<b>1,800</b>	<b>353</b>

*This page intentionally left blank*



**PAYMENT TO THE AMERICAN INSTITUTE IN TAIWAN**

**Proposed Appropriation Language**

PAYMENT TO THE AMERICAN INSTITUTE IN TAIWAN

For necessary expenses to carry out the Taiwan Relations Act (Public Law 96-8),  
[~~\$21,108,000~~]*\$37,200,000*.

# PAYMENT TO THE AMERICAN INSTITUTE IN TAIWAN

## *Resource Summary*

(\$ in thousands)

<b>Appropriations</b>	<b>FY 2011 Actual</b>	<b>FY 2012 Estimate</b>	<b>FY 2013 Request</b>	<b>Increase / Decrease</b>
Funds	21,778	21,108	37,200	16,092

### *Program Description*

In 1979, after the United States established diplomatic relations with the People's Republic of China, Congress, via the Taiwan Relations Act (TRA), created the American Institute in Taiwan (AIT) and charged it with the task of fostering strong but unofficial ties between the people of the United States and Taiwan. This responsibility is more important than ever.

AIT serves as the advocate to Taiwan authorities for U.S. political, economic and security interests and analyzes and reports on political and economic events critical to the United States. AIT advances U.S. economic, commercial and agricultural interests in Taiwan, including the promotion of U.S. exports. Taiwan is the 17<sup>th</sup> largest economy in the world, the ninth largest U.S. trading partner, and the sixth largest consumer of U.S. agricultural products. AIT serves as the platform for significant bilateral military, law enforcement, and intelligence cooperation, and facilitates significant U.S. arms sales to Taiwan. AIT provides the full range of consular services, including both immigrant and non-immigrant visas as well as American citizen services, and supports border protection and anti-terrorism efforts. AIT participates in broad cultural, scientific, and information exchange programs. In addition, AIT negotiates agreements on behalf of the United States with its Taiwan counterpart, the Taipei Economic and Cultural Representative Office in the United States (TECRO). AIT's Washington headquarters carries out executive functions and acts as liaison between various U.S. Government agencies and TECRO.

Financial support for AIT operations comes from three funding sources, including, this Department of State appropriation; reimbursements from U.S. Government agencies such as the Departments of Commerce, Agriculture, Defense, Energy and Homeland Security for specific staff positions; and visa processing fees charged by AIT under the Department of State authority. The FY 2012 other agency reimbursements amount to approximately \$20.3 million from other agency contracts and compensation associated with supporting the Foreign Service Institute's Chinese Language School. AIT's visa processing fees have generated approximately \$19 million in revenue.

Taiwan is quickly moving towards acceptance into the Visa Waiver Program (VWP). It is expected to qualify for VWP in FY 2012, with entry into force projected for the first quarter of FY 2013. Moving Taiwan to rapid VWP nomination and then entry into the program is one of the highest priorities for U.S.-Taiwan relations..

### *Justification of Request*

The Department's FY 2013 request of \$37.2 million includes adjustments to maintain current services and support several key initiatives including Taiwan's entry into the VWP. The Department requests an increase of \$15.3 million to offset the revenue loss projected to occur with the VWP's entry into force in FY 2013 and subsequent years. Taiwan's entry into the VWP is among the United States' top priority goals for its relations with Taiwan. However, non-immigrant visa (NIV) fees are an essential source of

## PAYMENT TO THE AMERICAN INSTITUTE IN TAIWAN

revenue for the American Institute in Taiwan (AIT) and entry into the VWP will therefore cause a significant loss of funds.

AIT is authorized to keep NIV fees, which fund rents, utilities, and other operating expenses. NIV fees also fund consular equipment and capital projects like the seismic upgrade of AIT's consular building. NIV fees comprise about 30 percent of AIT operating funds. In FY 2011 NIV collections were approximately \$19 million, with B1/B2 visas, the class usually waived by VWP, accounting for approximately \$17 million. Once adjusted for reduced workload, the loss of NIV revenue will be approximately \$15.3 million.

The estimates of NIV revenue lost with entry into the VWP are based on the following assumptions:

- B1/B2 visas drop by 90 percent. Other categories and non-waived B1/B2s increase 3 percent yearly.
- VWP causes an "anticipatory" drop of 50 percent of B1/B2s in the quarter before VWP starts.
- 14 FSN positions are eliminated immediately with severance paid by AIT in FY 2013.
- 1 mid-level and 4 entry-level USDH positions are eliminated, phased in during two years.
- Exchange rates remain at 28.5 Taiwan Dollars = 1.00 USD.
- Annual wages increase 2 percent every year after FY 2012, rents and utilities increase by 7 percent.

Taiwan has moved faster than expected in completing its VWP requirements such that the VWP start dates were ahead of AIT's longer-term plan. As of December 2011, consultations between the Departments of State and Homeland Security (DHS) concluded that Taiwan sufficiently met key criteria to warranting a formal DHS assessment of its suitability for participation in the VWP. Therefore, with the completion of the required reviews by the DHS and the intelligence community on a policy process leading to a determination by the Secretary of Homeland Security to include Taiwan in the VWP is expected to occur by the end of FY 2012. The Department expects an early FY 2013 VWP start date, resulting in a \$15.3 million reduction in NIV revenue in FY 2013.

### *Funds by Program Activity*

(\$ in thousands)

Activities	FY 2011 Actual	FY 2012 Estimate	FY 2013 Request	Increase / Decrease
Agriculture Services	606	585	1,069	484
Commercial Services	1,721	1,661	3,036	1,375
Consular Services	5,135	4,956	9,048	4,092
Economic Services	2,058	1,987	3,614	1,627
Other Services	7,770	7,499	13,684	6,185
Public Affairs Services	2,782	2,685	4,899	2,214
Washington Headquarters	1,706	1,735	1,850	115
<b>Total</b>	<b>21,778</b>	<b>21,108</b>	<b>37,200</b>	<b>16,092</b>

# PAYMENT TO THE AMERICAN INSTITUTE IN TAIWAN

## *Funds by Object Class*

(\$ in thousands)

	<b>FY 2011 Actual</b>	<b>FY 2012 Estimate</b>	<b>FY 2013 Request</b>	<b>Increase / Decrease</b>
1100 Personnel Compensation	17,113	16,586	29,248	12,662
1200 Personnel Benefits	3,291	3,190	5,624	2,434
2500 Other Services	1,374	1,332	2,328	996
<b>Total</b>	<b>21,778</b>	<b>21,108</b>	<b>37,200</b>	<b>16,092</b>

*This page intentionally left blank*

**FOREIGN SERVICE RETIREMENT AND DISABILITY FUND**

**Proposed Appropriation Language**

*PAYMENT TO THE FOREIGN SERVICE RETIREMENT AND DISABILITY FUND*

*For payment to the Foreign Service Retirement and Disability Fund, as authorized, \$158,900,000.*



# FOREIGN SERVICE RETIREMENT AND DISABILITY FUND

## *Resource Summary*

(\$ in thousands)

Appropriations	FY 2011 Actual	FY 2012 Estimate	FY 2013 Request	Increase / Decrease
Funds	158,900	158,900	158,900	0

### *Program Description*

This appropriation provides mandatory funding to the Foreign Service Retirement and Disability Fund (FSRDF), financing by 30 annual installments any unfunded liability created by new or liberalized benefits, new groups of beneficiaries, and salary increases. This appropriation is one of several sources of income to the FSRDF. Funding is maintained through contributions by employees; agency contributions; special government contributions, including this program; interest on investments; and voluntary contributions. This account includes the State Department's and the United States Agency for International Development's (USAID) portions of these Foreign Service costs.

This separate payment by the State Department into the FSRDF is authorized by Section 821 of the Foreign Service Act of 1980, as amended, which authorizes appropriations to the Fund, to be paid in 30 annual installments, of the amount required for the unfunded liability created by new or liberalized benefits, new groups of beneficiaries, or increased salaries on which benefits are computed. In addition, Section 822 of the Act authorizes financing of the balance of the normal cost for each fiscal year, an amount equal to the balance of annual costs to the Fund in excess of current employee and employer contributions. As a mandatory program, these resources are not included in the total Department of State (DOS) summary of funds for discretionary appropriations.

### *Justification of Request*

The request funds continuing installments to finance unfunded liabilities created by Federal salary increases, the extension of benefits to new groups of employees, by new or liberalized benefits paid from the Fund, and for normal costs not met by employee and employer contributions. The amount of the appropriation is the result of the annual evaluation of the Fund balance based on current statistical data, including Federal pay raise information.

The FSRDF covers the operations of two separate retirement systems - the Foreign Service Retirement and Disability System (FSRDS) and the Foreign Service Pension System (FSPS). The FSRDF was established to include pensions to all eligible retired and disabled members of the Foreign Service who are enrolled in either of the two systems, and certain eligible former spouses and survivors. The purpose of this appropriation is to maintain the required funding level of the FSRDF. This appropriation is the complementary funding required, in addition to the other sources of funding previously mentioned.

**FOREIGN SERVICE RETIREMENT AND DISABILITY FUND**

*Funds by Object Class*

(\$ in thousands)

	<b>FY 2011 Actual</b>	<b>FY 2012 Estimate</b>	<b>FY 2013 Request</b>	<b>Increase / Decrease</b>
1235 Foreign Service Retirement	158,900	158,900	158,900	0
<b>Total</b>	<b>158,900</b>	<b>158,900</b>	<b>158,900</b>	<b>0</b>

## **INTERNATIONAL ORGANIZATIONS**

## ***Resource Summary***

(\$ in thousands)

	<b>FY 2011 Actual</b>	<b>FY 2012 Estimate</b>	<b>FY 2013 Request</b>	<b>Increase / Decrease</b>
Contributions to International Organizations	1,545,351	1,449,700	1,468,705	19,005
Contributions for International Peacekeeping Activities	1,883,931	1,828,182	2,098,500	270,318

FY 2009 Actual includes \$75.0 million in bridge funding provided by the Supplemental Appropriations Act, 2008 (P.L. 110-252).

FY 2009 Actual includes \$150.5 million in bridge funding provided by the Supplemental Appropriations Act, 2008 (P.L. 110-252) and \$721.0 million provided by the Supplemental Appropriations Act, 2009 (P.L. 111-32).

## **CONTRIBUTIONS TO INTERNATIONAL ORGANIZATIONS**

## Proposed Appropriation Language

### CONTRIBUTIONS TO INTERNATIONAL ORGANIZATIONS

For necessary expenses, not otherwise provided for, to meet annual obligations of membership in international multilateral organizations, pursuant to treaties ratified pursuant to the advice and consent of the Senate, conventions or specific Acts of Congress, [~~\$1,449,700,000~~]*\$1,570,005,000*: *Provided*, That any payment of arrearages under this heading shall be directed toward activities that are mutually agreed upon by the United States and the respective international organization: *Provided further*, That none of the funds appropriated under this heading shall be available for a United States contribution to an international organization for the United States share of interest costs made known to the United States Government by such organization for loans incurred on or after October 1, 1984, through external borrowings.

# CONTRIBUTIONS TO INTERNATIONAL ORGANIZATIONS

## *Resource Summary*

(\$ in thousands)

Appropriations	FY 2011 Actual	FY 2012 Estimate	FY 2013 Request	Increase / Decrease
Enduring Funds	1,578,651	1,449,700	1,570,005	120,305
Overseas Contingency Operations Funds	0	101,300	0	(101,300)
Total Funds	1,578,651	1,551,000	1,570,005	19,005

### *Program Description*

Funding for the Contributions to International Organizations (CIO) account enables U.S. participation in the United Nations and over forty other international organizations that advance U.S. foreign policy objectives in every region of the world. International organizations facilitate collective action by the world community to combat violent extremism; limit the spread of nuclear and chemical weapons; achieve balanced and sustainable economic growth; and forge solutions to the threats of armed conflict, hunger, poverty, disease, and climate change.

Pursuing foreign policy objectives through international organizations enables the United States to leverage the financial contributions and expertise of other nations. By combining resources and offering opportunities for coordinated multilateral efforts, international organizations can be an effective alternative to acting unilaterally or bilaterally, especially in the areas of providing humanitarian assistance, eradicating disease, setting food and transportation safety standards, and reaching agreement to impose sanctions on rogue states and actors.

### **Management Transparency, Accountability, and Reform**

The United States and likeminded nations have been working to improve efficiency and responsiveness at the United Nations and other international organizations. The Department has spearheaded many such reforms through the U.S.-sponsored *United Nations Transparency and Accountability Initiative* (UNTAI). The Department launched Phase I of UNTAI in 2007 for the purpose of extending reforms already in place at the UN Secretariat to the rest of the UN system. As a result of sustained and intensive diplomacy, many UN organizations have strengthened internal oversight and transparency, established ethics offices, made more information publicly available online, and updated financial systems.

In 2011, the Department launched UNTAI Phase II (UNTAI-II) to target further areas where member states can increase oversight and accountability and ensure that contributions are utilized efficiently and effectively. Specifically, UNTAI-II seeks to make reforms in the following areas: (1) effective oversight arrangements; (2) independent internal evaluation function; (3) independent and effective ethics function; (4) credible whistleblower protections; (5) conflicts of interest program; (6) efficient and transparent procurement; (7) enterprise risk management; and (8) transparent financial management.

The Department of State assesses international organizations' progress annually. Initial assessments under UNTAI-II took place in late 2011 and show that most UN organizations continue to make progress on oversight and ethics reforms. These assessments also indicate that reforms of internal evaluation, procurement, and risk management are still in their early stages, but work is ongoing. For many of the organizations included in this request there are sections describing steps these organizations are taking to implement UNTAI-II reforms and other transparency, accountability, and management reforms.

# CONTRIBUTIONS TO INTERNATIONAL ORGANIZATIONS

## Benefits to the United States

International organizations offer significant benefits to U.S. taxpayers. Nearly all U.S. federal agencies and countless U.S. businesses and citizens depend on international organizations to advance their objectives abroad. These objectives include reducing barriers to trade, improving border and port security, obtaining international patent and trademark protection, setting standards for aviation and maritime security, maintaining the world's telecommunications networks, harmonizing international law in the areas of child custody, child support, and international adoption, and disseminating information about the supply and demand of vital commodities such as cotton and coffee.

Each organization included in this request advances one or more of the following Departmental strategic goals:

- Strategic Goal 1 – Counter threats to the United States and the international order, and advance civilian security around the world.
- Strategic Goal 3 - Expand and sustain the ranks of prosperous, stable and democratic states by promoting effective, accountable, democratic governance; respect for human rights; sustainable, broad-based economic growth; and well-being.
- Strategic Goal 4 - Provide humanitarian assistance and support disaster mitigation
- Strategic Goal 5 – Support American prosperity through economic diplomacy.

For each international organization included in this request, the following pages identify specific accomplishments that help advance U.S. foreign policy objectives and produce tangible benefits for U.S. citizens and businesses. Some examples include:

### The United Nations:

- Extended the mandate of the United Nations Assistance Mission for Iraq (UNAMI), which supports the Iraqi people and government's efforts to strengthen representative government, promote political dialogue and national unity, engage neighboring countries, provide humanitarian assistance and protection to displaced persons and vulnerable groups, and promote human rights and judicial reform.
- Imposed four rounds of legally binding sanctions on Iran, including designating individuals and entities involved in Iran's nuclear or ballistic missile activities to be subject to targeted sanctions, and prohibited all UN member states from engaging in trade with Iran that could contribute to the development of a nuclear weapon or nuclear weapon delivery system.
- Established a Fact-Finding Mission, a Commission of Inquiry, and then a Special Rapporteur on Syria's gross violations of human rights, issued a comprehensive report reflecting the results of the Commission of Inquiry, and condemned Syria's human rights violations through a Security Council Presidential Statement.
- Simultaneously provided humanitarian assistance to 8.4 million people affected by conflict in northwest Pakistan, including 1.2 million displaced persons and 1.6 million returnees, amidst security threats directed at humanitarian staff.



## CONTRIBUTIONS TO INTERNATIONAL ORGANIZATIONS

- Coordinated a major humanitarian relief operation in Somalia, where four million people were at risk of severe famine, and provided assistance and protection to 1.5 million internally displaced Somalis and 950,000 refugees living in the region.

The International Atomic Energy Agency (IAEA) continued investigating Iran's nuclear program and released a report on the possible military dimensions to Iran's nuclear program that was crucial to overwhelming adoption of a November 2011 IAEA Board of Governors resolution expressing serious concerns about Iran's continued defiance of its international nuclear obligations. IAEA also continued investigating Syria's nuclear program, concluding that Syria had very likely constructed a clandestine nuclear reactor at Dair Alzour. As a result, the IAEA Board of Governors found Syria in noncompliance with its safeguards obligations and reported the matter to the UN Security Council.

The North Atlantic Treaty Organization (NATO) deployed over 130,000 soldiers from 50 countries under NATO command in Afghanistan and rapidly established Operation Unified Protector to protect Libyan civilians and enforce a no-fly zone and arms embargo in Libya.

The International Energy Agency, an affiliate of the Organization for Economic Cooperation and Development, helped prevent a spike in oil prices resulting from a disruption in oil production during the conflict in Libya by coordinating the release of 59.8 million barrels of oil stocks from member state reserves.

The International Labor Organization (ILO) played a critical role in combating forced labor and creating labor laws that provide for registration of trade unions in Burma for the first time in 39 years, resulting in the release of numerous individuals sentenced to prison for involvement in labor advocacy and the successful removal of children from military service.

The World Trade Organization (WTO) assisted with reducing tariffs and opening new markets for U.S. goods and services through completion of accession negotiations with Montenegro, Russia, Samoa, and Vanuatu. Several new cases filed through the WTO's dispute resolution procedure promise to hold trading partners accountable to their trade commitments, including several cases against China that are critical to U.S. manufacturers and workers.

The World Health Organization (WHO) rolled out a new, rapid test for tuberculosis in over 30 countries. The test provides accurate diagnoses for patients in about 100 minutes, compared to previous tests that can take up to three months, and promises an immediate price reduction of 75 percent for developing countries, bringing hope for millions of people at the highest risk of TB.

The Food and Agriculture Organization (FAO) delivered emergency support to preserve agricultural livelihoods in Pakistan due to serious monsoon flooding which displaced thousands, provided emergency assistance in the Horn of Africa due to the severe drought in the region, and deployed a Food Security and Nutrition Unit to monitor the food security situation in Somalia.

The United Nations Scientific, Educational, and Cultural Organization (UNESCO) created a new Global Partnership for Girls' and Women's Education, which promotes education throughout all phases of life. This initiative brings together governments, civil society, private sector donors, to strengthen women and girls' education with a particular focus on literacy and secondary education.

The Asia-Pacific Economic (APEC) Forum took actions to make it cheaper, easier, and faster for businesses – particularly small and medium-sized businesses – to trade in the Asia-Pacific region by exempting more low-value shipments from customs duties and simplifying customs requirements.

## CONTRIBUTIONS TO INTERNATIONAL ORGANIZATIONS

The Organization of American States (OAS) promoted democracy through numerous Electoral Observation Missions (EOMs) in Guatemala, Nicaragua, and Colombia, and other western hemisphere countries. The EOM in Nicaragua shed light on several irregularities and provided the international community and the Nicaraguan people with important information for improving the electoral process.

The Organization for the Prohibition of Chemical Weapons (OPCW) completed 208 inspections at potentially dual-use industrial chemical facilities and verified the destruction of 3,482 metric tons of chemical warfare agents in 2010, the most recent year for which data were available.

### *Justification of Request*

#### **Ongoing Commitments**

The FY 2013 request for the CIO account is \$1.570 billion. The request includes \$1.546.6 billion to pay assessed contributions to 44 organizations of which the United States is currently a member. U.S. participation in each of these organizations has strong support from numerous U.S. federal agencies and private sector entities that rely on these organizations to advance their objectives abroad. The Partners and Benefits section for each organization lists many of these agencies and entities.

For most organizations funded through the CIO account, the commitment to pay assessed contributions results from U.S. ratification of a treaty or convention that gives member states responsibility for bearing a proportionate share of the organizations' core budgets. The "Statutory Authorities" section at the end of this chapter lists the treaties, conventions, and acts of Congress that authorize payment of assessed contributions to each of these organizations. Obligation and expenditure of funds appropriated for such purposes is done consistent with applicable legal authorities and restrictions.

The request also includes \$23.4 million for reimbursing U.S. citizens who have paid U.S. Federal, state, or local taxes on income earned at an international organization with which the United States has a tax reimbursement agreement. International organizations typically set salary levels on the assumption that their employees will not be subject to these taxes. The United States is one of very few nations that tax this income, creating a financial disadvantage for U.S. citizens. Reimbursing U.S. citizens in accordance with these agreements helps to address this disadvantage.

#### **Justifications for Membership**

Each organization funded through the CIO account provides value to the United States. The following pages describe in detail the types of results and accomplishments that these organizations achieve with the funding that the United States and other member nations provide. The results and accomplishments are either funded directly through assessed contributions, or would not be possible without the assessed contributions. For all but a few organizations, the U.S. contributes 25 percent or less of the organizations' assessed budgets, with an assessment rate of 22 percent for the United Nations and most of the major specialized agencies in the UN system.

The focus on results and accomplishments in this budget justification reflects the Department's emphasis on performance as the foundation for a funding request. The justifications for each organization described in this chapter are the product of a collaborative effort between the Department of State and other federal agencies that send delegations to represent the U.S. in governing bodies and otherwise take advantage of opportunities to promote U.S. goals and objectives at these organizations. The Federal agencies that participate in these organizations include the Departments of Defense, Homeland Security, Treasury, Commerce, Agriculture, Transportation, Labor, and Health and Human Services.

## CONTRIBUTIONS TO INTERNATIONAL ORGANIZATIONS

### *Resource Summary Detail*

(\$ in thousands)

Activities	FY 2011 Actual	FY 2012 Estimate	FY 2013 Request	Increase / Decrease
<b>United Nations and Affiliated Agencies</b>				
United Nations Regular Budget (UN)	516,352	568,759	567,931	(828)
United Nations Capital Master Plan (UN CMP)	75,535	75,535	0	(75,535)
UN War Crimes Tribunal - Yugoslavia (UNICTY)	17,922	18,399	16,354	(2,045)
UN War Crimes Tribunal - Rwanda (UNICTR)	13,839	13,992	11,949	(2,043)
Food and Agriculture Organization (FAO)	113,020	111,000	114,515	3,515
International Atomic Energy Agency (IAEA)	106,174	108,848	111,105	2,257
International Civil Aviation Organization (ICAO)	20,132	20,546	21,053	507
International Labor Organization (ILO)	89,105	94,271	88,362	(5,909)
International Maritime Organization (IMO)	1,428	1,353	1,406	53
International Telecommunication Union (ITU)	11,080	10,876	11,041	165
UN Educational, Scientific & Cultural Org (UNESCO)	78,831	0	78,968	78,968
Universal Postal Union (UPU)	2,485	2,399	2,441	42
World Health Organization (WHO)	109,403	109,403	109,403	0
World Intellectual Property Organization (WIPO)	1,216	1,224	1,264	40
World Meteorological Organization (WMO)	14,126	14,671	15,686	1,015
<b>Subtotal, United Nations and Affiliated Agencies</b>	<b>1,170,648</b>	<b>1,151,276</b>	<b>1,151,478</b>	<b>202</b>
<b>Inter-American Organizations</b>				
Organization of American States (OAS)	48,148	49,605	51,093	1,488
Pan American Health Organization (PAHO)	60,503	63,094	65,686	2,592
Inter-American Inst. for Cooperation on Ag. (IICA)	16,359	16,360	16,360	0
Pan American Inst. of Geography and History (PAIGH)	324	324	324	0
<b>Subtotal, Inter-American Organizations</b>	<b>125,334</b>	<b>129,383</b>	<b>133,463</b>	<b>4,080</b>
<b>Regional Organizations</b>				
Org. for Econ. Cooperation and Development (OECD)	85,527	83,818	85,147	1,329
North Atlantic Treaty Organization (NATO)	79,712	82,368	68,780	(13,588)
NATO Parliamentary Assembly (NPA)	1,164	1,135	1,220	85
The Pacific Community (SPC)	1,708	1,777	2,250	473
Asia-Pacific Economic Cooperation (APEC)	1,036	1,023	1,028	5
Colombo Plan Council Technical Cooperation (CPCTC)	17	17	17	0
<b>Subtotal, Regional Organizations</b>	<b>169,164</b>	<b>170,138</b>	<b>158,442</b>	<b>(11,696)</b>
<b>Other International Organizations</b>				
Organization Prohibition of Chemical Weapons (OPCW)	25,510	21,276	21,059	(217)

## CONTRIBUTIONS TO INTERNATIONAL ORGANIZATIONS

Activities	FY 2011 Actual	FY 2012 Estimate	FY 2013 Request	Increase / Decrease
World Trade Organization (WTO)	25,825	26,413	25,266	(1,147)
Customs Cooperation Council (CCC)	4,297	4,202	4,326	124
Hague Conference on Private Int'l Law (HCOFIL)	283	281	288	7
International Agency for Research on Cancer (IARC)	2,107	2,029	2,032	3
Int'l Bureau Publication of Customs Tariffs (IBPCT)	161	0	0	0
Int'l Bureau Permanent Court Arbitration (IBPCA)	55	72	73	1
International Bureau of Weights and Measures (IBWM)	1,451	1,458	1,499	41
Int'l Ctr Study of Preserv & Restoration Cultural Prpty (ICCROM)	1,142	1,051	1,072	21
International Coffee Organization (ICO)	509	617	616	(1)
International Copper Study Group (ICSG)	44	38	39	1
International Cotton Advisory Committee (ICAC)	331	335	349	14
International Grains Council (IGC)	535	551	563	12
International Hydrographic Organization (IHO)	142	133	141	8
Int'l Institute Unification of Private Law (IIUPL)	175	163	169	6
International Lead and Zinc Study Group (ILZSG)	38	34	35	1
International Organization of Legal Metrology (IOLM)	171	154	166	12
International Renewable Energy Agency (IRENA)	2,917	3,147	3,696	549
International Rubber Study Group (IRSG)	113	0	0	0
International Seed Testing Association (ISTA)	16	14	14	0
International Tropical Timber Organization (ITTO)	319	286	308	22
Int'l Union for Conservation of Nature (IUCN)	526	533	556	23
Int'l Union Protection New Varieties of Plants (UPOV)	341	291	297	6
World Organization for Animal Health (OIE)	208	197	204	7
Subtotal, Other International Organizations	67,216	63,275	62,768	(507)
Tax Reimbursement Agreements for U.S. Citizens				
Tax Reimbursement Agreements	22,321	22,419	23,363	944
Subtotal, Tax Reimbursement Agreements for U.S. Citizens	22,321	22,419	23,363	944
Total Annual Requirements	1,554,683	1,536,491	1,529,514	(6,977)
Buydown of FY 2012 Requirements	23,968	(23,968)	0	23,968
FY 2012 and FY 2013 Contingent Requirements <sup>1</sup>	0	38,477	40,491	2,014
UN Mission in Frontline States (UNAMI/UNAMA) in OCO	0	(101,300)	0	101,300
Total Contributions to International Organizations (CIO)	1,578,651	1,449,700	1,570,005	120,305

<sup>1</sup>The Department of State intends to work with Congress to seek legislation that would provide authority to waive restrictions on paying the U.S. assessed contributions to UNESCO. Should the Congress pass this legislation, this funding is sufficient to cover the FY 2013 UNESCO assessment and the balance of the FY 2012 assessment.

# CONTRIBUTIONS TO INTERNATIONAL ORGANIZATIONS

## United Nations Regular Budget

New York, United States

(\$ in thousands)

Computation of Estimate	FY 2011 Actual	FY 2012 Estimate	FY 2013 Request
U.S. Requirements in Dollars	516,352	568,759	567,931

The United Nations (UN) is the principal organization that enables the nations of the world to work together toward freedom, democracy, peace, human rights, and prosperity for all people. A strong and effective UN helps advance U.S. foreign policy objectives in each of these areas. U.S. leadership, in turn, helps the UN remain true to its founding principles, produce meaningful results, and be accountable to its member states.

The Security Council, charged with maintaining international peace and security, initiates joint actions such as the creation of peacekeeping missions and imposition of sanctions. While all Security Council resolutions carry strong moral weight, Security Council decisions dealing with international peace and security pursuant to Chapter VII of the UN Charter are legally binding on all member states. The United States is working through the Security Council to: address threats to peace and security in Iran, North Korea, Afghanistan, Iraq, Lebanon, Syria, Cote d'Ivoire, Sudan, South Sudan, Democratic Republic of the Congo, Liberia, Eritrea, Somalia (including piracy off its coast), and Haiti; combat terrorism and the proliferation of weapons of mass destruction; and protect civilians in armed conflict. *[Strategic Goal 1 – counter threats to the United States and advance civilian security]*

The UN assists with national elections, promotes democracy and the rule of law, monitors human rights, and helps nations combat corruption. UN Special Political Missions are assisting with democracy-building in several nations struggling to emerge from conflicts, including most notably Iraq and Afghanistan, but also Burundi, the Central African Republic, Guinea-Bissau, and Sierra Leone. The UN Office of the High Commissioner for Human Rights (OHCHR) is implementing programs mainstreaming human rights by providing human rights experts to UN peacekeeping operations and helping to strengthen national institutions and civil society. *[Strategic Goal 3 – promote democratic governance]*

The UN coordinates and directly implements massive relief programs and helps to protect displaced persons, civilians in armed conflict, and victims of natural disasters and works to ensure emergency assistance is provided in ways that support recovery and long-term development. *[Strategic Goal 4 – support disaster mitigation]*

The UN promotes economic cooperation and development worldwide. The UN provides technical assistance to help developing countries integrate into the world trading system and attract foreign direct investment, reinforcing governments' support for open markets, rule of law, free trade, and efficient international capital flows. The United States is working through the UN to promote entrepreneurial training and business centers in Africa and to install automated customs systems worldwide to link communities in low-income countries with global markets, helping to reduce poverty. *[Strategic Goal 3 – promote sustainable economic growth]*

# CONTRIBUTIONS TO INTERNATIONAL ORGANIZATIONS

## Accomplishments and Priorities

In the Western Hemisphere, the UN:

- Provided food, shelter, medical care, and other life-saving assistance to the more than 1.9 million people affected by severe flooding and landslides in El Salvador, Honduras, Guatemala, and Nicaragua. The United Nations also continued to provide humanitarian assistance for an estimated 55,560 Haitians living in internal displacement sites around the country, as well as to those in need of access to food, clean water, sanitation, and health solutions.

In the Middle East and South Asia, the UN:

- Continued to foster a commitment between the Government of Iraq and the international community to advance peace, sound governance, and economic reconstruction. Assisted in restoring Iraq to its previously held position in the international community by lifting Chapter VII obligations related to weapons of mass destruction-related restrictions, closing the Oil-for-Food program, and terminating the Development Fund for Iraq in June 2011.
- Extended the mandate of the United Nations Assistance Mission for Iraq (UNAMI), which supports the efforts of the Iraqi people and Government of Iraq to strengthen representative government, promotes political dialogue and national unity, engages neighboring countries, provides humanitarian assistance and protection to displaced persons and vulnerable groups, and promotes human rights and judicial reform.
- Assisted in securing a national election law before the Iraqi national parliamentary elections in March 2010 and provided technical assistance throughout the electoral process.
- Mobilized resources to reach some five million people affected by the floods in Pakistan, where nearly 800,000 houses were destroyed or damaged and nearly three million people faced food insecurity.
- Simultaneously provided humanitarian assistance to 140,000 internally displaced families affected by conflict in Pakistan's Federally Administered Tribal Areas (FATA) and engaged in efforts to support early recovery.
- Simultaneously provided humanitarian assistance to 8.4 million people affected by conflict in northwest Pakistan, including 1.2 million displaced persons and 1.6 million returnees amidst security threats directed at humanitarian staff.
- Successfully carried out the UN Security Council mandate of the UN Mission in Afghanistan (UNAMA), underscoring its role as the coordinator for international donor assistance, supporting the elections, and increasing UNAMA's presence outside Kabul.
- Imposed four rounds of legally binding sanctions on Iran, including designating individuals and entities involved in Iran's nuclear or ballistic missile activities to be subject to targeted sanctions, and prohibited all UN member states from engaging in trade with Iran that could contribute to the development of a nuclear weapon or nuclear weapon delivery system.
- Strengthened the international community's ability to monitor Iran's human rights violations by creating a Human Rights Council (HRC) mandate for a Special Rapporteur on human rights, which

## CONTRIBUTIONS TO INTERNATIONAL ORGANIZATIONS

was the first country-specific special procedures mechanism to be created since the Human Rights Commission became the HRC. The Special Rapporteur's first interim report, issued in October 2011, contained a strong assessment concerning the Iranian government's "pattern of systematic violation" of its citizens' rights.

- Maintained a focus on Syria's gross human rights violations, including through the General Assembly Third Committee's first country-specific resolution on Syria's human rights record and through the Human Rights Council's three Special Sessions on Syria, which included resolutions condemning Syria's human rights violations and establishing a Fact-Finding Mission, a Commission of Inquiry, and then a Special Rapporteur on human rights, and the issuance of a comprehensive report reflecting the results of the Commission of Inquiry. The Security Council adopted a Presidential Statement in August 2011 condemning the violence.
- Suspended Libya's membership in the Human Rights Council through General Assembly Resolution 65/265 in March 2011, established a Commission of Inquiry on Libya, which led to a comprehensive report through the HRC, and then, restored Libya's membership through General Assembly Resolution 66/11 in November 2011 following the collapse of the Qadafi regime.
- Promoted regional stability and de-escalation of tensions between Lebanon and Israel through continued deployment of the UN Interim Force in Lebanon and participation in a tripartite mechanism with the Lebanese Armed Forces and Israeli Defense Forces, including significant progress toward finalizing the details necessary for Israeli troops to withdraw from north of the Blue Line. Also worked to encourage the new Lebanese government to abide by previous agreements and obligations, including implementation of UN Security Council resolutions 1559, 1680 and 1701 as well as its obligations to fund and support the Special Tribunal for Lebanon.
- Continued to list for targeted sanctions individuals and entities associated with the Taliban and al-Qaida.

In Africa, the UN:

- Enhanced the legal framework for countering the threat of piracy off the coast of Somalia through the adoption of an additional Security Council resolution.
- Continued to lead the international community in support of the Djibouti Peace Process and Somalia's Transitional Federal Government
- Facilitated the implementation of a ceasefire agreement in Burundi, including support of the implementation of the modalities of the agreement, assistance in the reform of the security sector and support of the reintegration of nearly 22,000 ex-combatants
- Helped facilitate elections in Guinea-Conakry and Liberia and ensure that the results were accepted by major stakeholders.
- Mediated resolution of a border dispute between Nigeria and Cameroon.
- Renewed or strengthened the Democratic Republic of Congo, Liberia, Somalia, Sudan, Eritrea, and Cote d'Ivoire sanctions (including arms embargoes, travel bans, and asset freezes on designated individuals and entities).

## CONTRIBUTIONS TO INTERNATIONAL ORGANIZATIONS

- Coordinated a major humanitarian relief operation in Somalia, where four million people were at risk of severe famine, and provided assistance and protection to 1.5 million internally displaced Somalis and 950,000 refugees living in the region.
- Led efforts to provide humanitarian assistance to some 20,000 refugees who fled Southern Kordofan state in Sudan and another 30,000 that fled Blue Nile state to South Sudan and worked to address the impact of conflict on civilians in these border areas. Led efforts to promote human rights protections in the wake of the crisis in Cote d'Ivoire following the 2010 elections, through the establishment of an Independent Expert on Cote d'Ivoire who is mandated to work with the Government of Cote d'Ivoire to implement the recommendations of the HRC's Commission of Inquiry.

In East Asia and the Pacific, the UN:

- Supported the peace process in Nepal through the activities of the UN Mission in Nepal (UNMIN), including overseeing an agreement between the Government of Nepal and the Maoists to proceed with the discharge of disqualified and minor combatants from cantonments.
- Increased sanctions on Democratic People's Republic of Korea (DPRK) through UN Security Council Resolution 1874 in an effort to promote complete and verifiable nuclear disarmament in North Korea. Acted through Security Council resolution 1718 to prevent the transfer of conventional arms, missiles and luxury goods to the DPRK, and restricted travel and froze the assets of individuals or entities engaged in proscribed activity.
- Maintained international condemnation of the DPRK's human rights violations through the General Assembly's resolution on human rights conditions in the DPRK
- Continued to express concerns about Burma's human rights violations while recognizing the steps Burma has taken and encouraging further progress on human rights through the General Assembly's annual resolution on human rights in Burma.

In the area of counter-terrorism, the UN:

- Completed the second biannual review and resolved in September 2010 to continue the Global Counter-Terrorism Strategy, an instrument that enhances national and regional efforts to combat terrorism by strengthening state capacity to address terrorist threats. This agreement demonstrates the resolve of all member states to combat terrorism worldwide.
- Brought into force two Suppression of Unlawful Activities (SUA) protocols against the Safety of Maritime Navigation. The SUA protocols aim at further unifying international law with the purpose of preventing maritime infrastructure from becoming a victim and eventually defeating the scourge of terrorism worldwide.
- Assisted a multitude of countries with ratification and implementation of UN conventions and protocols related to combating terrorism.

In the area of non-proliferation, the UN:

- Strengthened international mechanisms to prevent the proliferation of weapons of mass destruction by extending for ten years the mandate of Security Council resolution 1540, which obliges all States to take specific measures to prevent, deter and respond to proliferation of weapons of mass destruction and their means of delivery, in particular by non-State actors.



## CONTRIBUTIONS TO INTERNATIONAL ORGANIZATIONS

In the area of human rights and the protection of civilians, the UN:

- Promoted human rights monitoring and reporting through more than 40 special rapporteurs, independent experts, working groups, and Commissions of Inquiry, including creating mandates for new Special Rapporteurs on human rights in Iran and Syria and an independent expert on human rights in Cote d'Ivoire, and establishing Commissions of Inquiry on Libya, Syria, and Cote d'Ivoire, and extending mandates in Sudan, DPRK, and Burma.
- Reviewed the human rights records of 48 additional countries under the Universal Periodic Review process (since 2007 the UPR has reviewed the human rights records of 192 countries).
- Implemented programs mainstreaming human rights by integrating a human rights perspective into the work of the UN peacekeeping operations and helping strengthen national institutions and civil society through the Office of the High Commissioner for Human Rights (OHCHR).
- Promoted respect for human rights, ensured justice and accountability in peace processes, prevented and redressed human rights violations, and strengthened national capacities to address human rights issues. Mainstreamed human rights issues, including through the work of OHCHR's regional offices (with worldwide coverage), country offices, including in Cambodia, Mauritania, Nepal, Uganda, and Tunisia, and its Rapid Response Unit, which swiftly deploys personnel to the field as necessary.
- Acted through Human Rights Council Resolution 16/18 to combat discrimination and violence on the basis of religion, moving past the divisive "defamation of religions" resolution.
- Added a mechanism in Iraq to the 12 existing monitoring and reporting mechanisms on grave categories of human rights violations against children; coordinated the first ever trip of the UN Security Council Working Group on Children and Armed Conflict to Nepal, where they assisted in advancing efforts to solidify progress on addressing child recruitment and related issues.
- Strengthened and expanded by Security Council resolution the mandate of the Secretary-General's Special Representative for Children and Armed Conflict to include monitoring and reporting of country situations where patterns of killing and maiming and sexual violence committed against children in armed conflict occur in contravention of international law.

In the area of humanitarian assistance, the UN:

- As of early December 2011, allocated more than \$275 million through the Central Emergency Response Fund (CERF) for Rapid Response projects to 37 countries and \$143.5 million for Underfunded Emergencies to 19 countries and the Occupied Palestinian Territories. The CERF distributed \$52 million to support urgent humanitarian interventions for victims of drought, famine, and conflict in Somalia; \$17.6 million for flood victims in Pakistan; and \$10.3 million to assist populations affected by cholera in Haiti.

In the area of international trade, the UN:

- Provided technical assistance in the area of debt management through the UN Conference on Trade and Development (UNCTAD)'s debt management and financial analysis software (DMFAS), which has data validation, statistics and debt analysis capabilities. The DMFAS system currently has 58 client countries and in 2011 the system was deployed in Armenia and Laos.

## CONTRIBUTIONS TO INTERNATIONAL ORGANIZATIONS

- Released the World Investment Report 2011, which focused on impact investment and non-equity modes of international production and development.
- Shared best practices through the multi-year expert meeting on transport and trade facilitation and the multi-year expert meeting on investment development, which examined and promoted the importance of foreign direct investment and intellectual property rights protections to sectors such as infrastructure and green technologies in developing countries.

In the area of economic development, the UN's Regional Economic Commissions:

- Promoted efforts to engage women in the informal sector and ensure women's access to resources, training, legal rights, and entitlements across the Asia-Pacific region.
- Supported a declaration among governments in the Asia-Pacific region urging the use of incentives to encourage the private sector to pursue more environmentally friendly practices and foster the development of sustainable technologies, products, and services.
- Sponsored a private-public partnership investment fund for energy efficiency and renewable energy projects in Central and Eastern Europe and Central Asia.

Current and future priorities at the UN include:

- Achieving progress on measures to marshal effectively the UN's and the international community's engagement in Iraq and Afghanistan, deter Iran's uranium enrichment activities, stop human rights violations and abuses worldwide, including in Syria, Iran, Sudan, the DPRK, and Burma, and resolve the humanitarian crisis in the Horn of Africa, and Blue Nile and South Kordofan in Sudan.
- Continuing nuclear non-proliferation and counter-terrorism activities through the work of Security Council committees and Panels of Experts established for the purpose of monitoring implementation of relevant Security Council resolutions.
- Continuing coordination of emergency humanitarian responses through the Office for the Coordination of Humanitarian Affairs, which manages the CERF, from which agencies borrow funds in order to jump-start assistance activities rapidly.
- Ensuring the effectiveness and credibility of the Human Rights Council. The U.S. is actively engaging to improve the HRC's track record and enhance its ability to address egregious human rights situations.
- Continuing support for civil society projects and activities that promote democratic growth through the UN Democracy Fund (UNDEF).
- Continuing efforts to provide space for protection of civilians, political reconciliation, and post conflict reconstruction through peacekeeping and peace building mechanisms.

### **Management Transparency, Accountability, and Reform**

The UN is implementing the following reforms to promote accountability and transparency:

- Adoption of International Public Sector Accounting Standards;
- Strengthening of internal controls related to the UN's procurement systems;

## CONTRIBUTIONS TO INTERNATIONAL ORGANIZATIONS

- Improvement in the training program for procurement officers; and
- Establishment of an independent bid protest system.

UN member states have adopted General Assembly resolutions that committed to additional reforms by:

- Establishing a new human resource system to enhance the UN's ability to recruit and retain staff in the field;
- Ensuring an adequate capacity within the Office of Internal Oversight Services to investigate financial and procurement fraud;
- Modernizing the UN's information and communications technology infrastructure;
- Defining for the first time what accountability means for UN officials, which is a major step forward in terms of holding UN officials responsible for safeguarding funds and achieving results.

### Principal Partners and Benefits

The principal partners of the UN include the U.S. Government, most U.S. federal agencies, and countless other U.S. governmental and non-governmental entities that participate in international affairs.

The U.S. is a founding member of the UN, its largest financial contributor, and host-country of the UN's New York headquarters. The UN's founding purposes reflect fundamental U.S. foreign policy objectives, including maintenance of peace and security, respect for human rights and individual freedoms, and development of cooperative solutions to the world's economic, social, and humanitarian problems.

The UN can be most effective when the U.S. and other member states work together as partners. When effective, the UN leverages U.S. foreign policy goals as a force multiplier. UN peacekeeping and special political missions are supported by financial contributions from all 193 UN member states. Peacekeeping operations are supported by troop contributions from 114 countries. When the UN provides collective solutions to the world's problems, the U.S. bears less of a burden than it would otherwise.

### Explanation of Estimate

The FY 2013 request provides for the U.S. assessed contribution to the UN regular budget for calendar year 2012, the first year of the UN's 2012-2013 biennial budget. The amount of the U.S. assessed contribution is reduced by the U.S. share of costs of UN activities that have the primary purpose of providing benefits to the Palestine Liberation Organization and associated entities. The UN General Assembly approved a 2012-2013 budget that is 4.9 percent lower than the final 2010-11 budget, with efficiencies achieved in cross cutting areas such as conference services and other operating expenses.

Detailed Computation of Estimate	FY 2011 Actual	FY 2012 Estimate	FY 2013 Request
Assessment Against Members (in Dollars)	2,350,607	2,648,539	2,585,230
United States % Share	22	22	22
United States Assessment (in Dollars)	517,134	582,679	568,751
"Sec. 144, P.L. 99-93 (PLO)"	(782)	(820)	(820)
Less: Tax Equalization Fund Credit	0	(13,100)	0
U.S. Requirement in Dollars	516,352	568,759	567,931

# CONTRIBUTIONS TO INTERNATIONAL ORGANIZATIONS

## United Nations Capital Master Plan

New York, United States

(\$ in thousands)

Computation of Estimate	FY 2011 Actual	FY 2012 Estimate	FY 2013 Request
U.S. Requirements in Dollars	75,535	75,535	0

The United Nations Capital Master Plan (CMP) supports the UN's mission by providing secure, safe, and functional facilities through a complete renovation of the UN headquarters complex in New York. The renovation project will bring the complex into compliance with current building and fire safety codes and modern standards for security and energy efficiency.

The UN headquarters complex, the majority of which is 55 years old, is not compliant with New York City building and life safety codes or modern security requirements. The major building systems are inefficient, beyond their useful life, and increasingly difficult to maintain and repair. Life safety systems are a grave concern, including inadequate sprinkler and alarm systems and lack of an automatic shutdown of ventilation systems in the event of a fire. Hazardous materials such as asbestos are present.

The UN receives approximately 5,000 accredited delegates annually from around the world and 300,000 tourists, about forty percent of whom are Americans. Almost 4,300 people work at the UN headquarters complex, including 1,280 Americans. Providing the UN with safe and functional headquarters facilities will enable the organization to operate more effectively.

### Accomplishments and Priorities

Current and future priorities include achieving code compliance in all buildings; replacing or refurbishing equipment and building systems; ensuring the health and safety of occupants in all buildings; improving security; increasing energy efficiency, and retrofitting facilities for modern uses, loads, and technologies.

### Principal Partners and Benefits

The constituency for the CMP includes all facility users, the UN's 193 member states, UN staff, delegates, visitors, and New York City emergency response personnel. Lack of U.S. support and financing for the CMP could obstruct or delay implementation of this renovation work.

### Explanation of Estimate

Annual assessments for CMP construction costs were billed to member states over a five-year timeframe, beginning in calendar year 2007. The FY 2012 request provided funding for the CY 2011 annual assessment, the fifth payment toward construction costs. Funds are not requested in FY 2013.

Detailed Computation of Estimate	FY 2011 Actual	FY 2012 Estimate	FY 2013 Request
Assessment Against Members (in Dollars)	343,340	343,340	0
United States % Share	22	22	0
United States Assessment (in Dollars)	75,535	75,535	0

# CONTRIBUTIONS TO INTERNATIONAL ORGANIZATIONS

## United Nations War Crimes Tribunal - Yugoslavia

The Hague, The Netherlands

(\$ in thousands)

Computation of Estimate	FY 2011 Actual	FY 2012 Estimate	FY 2013 Request
U.S. Requirements in Dollars	17,922	18,399	16,354

The International Criminal Tribunal for the former Yugoslavia (ICTY) is a United Nations court of law that investigates and brings to justice individuals accused of having committed war crimes, genocide, and crimes against humanity during the 1990s conflict in the former Yugoslavia. [*Strategic Goal 1 – advance civilian security*]

ICTY promotes the rule of law in the former Yugoslavia through not only bringing to justice those bearing the greatest responsibility but also cooperating with and providing assistance to domestic justice systems in the former Yugoslavia that hold other perpetrators of atrocities accountable for their actions. The United States and world community benefit from increased stability in the region, which includes Kosovo, the Republika Srpska in Bosnia and Herzegovina, Bosnia and Herzegovina, and the Republic of Serbia. [*Strategic Goal 3 – promote respect for human rights*]

### Accomplishments and Priorities

Recent accomplishments by the ICTY include:

- Indicted 161 individuals since the inception of the tribunal, of whom 126 have had proceedings concluded against them
- Brought to a close a historic chapter with the apprehension of the institution's final two fugitives -- Ratko Mladić and Goran Hadžić.
- Rendered two trial judgments and one appeal judgment.
- Continued appeals proceedings for 17 persons and trial and pre-trial activities for 18 persons.
- Redeployed resources from the trial chamber to the appeals chamber in an effort to increase efficiency and adhere to the Tribunal's trial completion strategy, with all but three trials to be concluded in 2012.

Current and future priorities include:

- Delivering judgment in six trials against 15 individuals by the end of 2012.
- Beginning trials against recently apprehended Ratko Mladić and Goran Hadžić in 2012, and completing the Karadzic trial as quickly as possible.
- Preparing for the July 2013 transition to the Residual Mechanism, the eventual completion of work and the consolidation of the Tribunal's legacy.

## CONTRIBUTIONS TO INTERNATIONAL ORGANIZATIONS

- Educating the general populations in the area of the former Yugoslavia through court outreach programs about the importance of the rule of law, judicial independence, and a fair trial.

### Principal Partners and Benefits

U.S. and European Federal agencies

U.S. and European criminal justice organizations

Members of the public who have a stake in seeing war criminals brought to justice

ICTY has played an important role in ensuring accountability in the lengthy conflict in the former Yugoslavia that was responsible for the deaths of over 140,000 people. Support for the ICTY demonstrates U.S. resolve to end impunity for war crimes and promote accountability and the rule of law and provides a foundation for reconciliation. Failure by the U.S. to pay its assessed contributions in full could cause delays as the ICTY moves closer to finishing its ongoing trials and appeals.

### Explanation of Estimate

The U.S. assessed contribution to ICTY is based on two different scales of assessment and is paid out of two different Department of State accounts. One-half of the assessment is based on the UN Regular Budget scale and is paid out of the CIO account. The other half is based on the UN peacekeeping scale and is paid out of the Contributions for International Peacekeeping Activities (CIPA) account. The FY 2013 CIO account request provides for 70 percent of the Regular Budget assessed contribution for calendar year 2012, which is deferred from the previous fiscal year, plus 30 percent of the Regular Budget assessed contribution for calendar year 2013. The request estimates that the calendar year 2013 budget will be at the same level as calendar year 2012, which is a decrease from 2011 due to a reduction in Tribunal activities as the transition to the residual mechanism begins.

Detailed Computation of Estimate	FY 2011 Actual	FY 2012 Estimate	FY 2013 Request
Assessment Against Members (in Dollars)	87,615	74,339	74,339
United States % Share	22	22	22
United States Assessment (in Dollars)	19,275	16,355	16,355
Fiscal Year 2010 Deferral	12,140	0	0
Fiscal Year 2011 Deferral	(13,493)	13,493	0
Fiscal Year 2012 Deferral	0	(11,448)	11,448
Fiscal Year 2013 Deferral	0	0	(11,449)
U.S. Requirement in Dollars After Deferral	17,922	18,399	16,354

# CONTRIBUTIONS TO INTERNATIONAL ORGANIZATIONS

## United Nations War Crimes Tribunal - Rwanda

Arusha, Tanzania

(\$ in thousands)

Computation of Estimate	FY 2011 Actual	FY 2012 Estimate	FY 2013 Request
U.S. Requirements in Dollars	13,839	13,992	11,949

The International Criminal Tribunal for Rwanda (ICTR) investigates and brings to justice individuals accused of having committed genocide, crimes against humanity, and other serious violations of international humanitarian law during the conflict between ethnic Hutu and Tutsi groups in Rwanda in 1994. [*Strategic Goal 1 – advance civilian security*]

ICTR promotes the rule of law in Rwanda and throughout the region by holding perpetrators of atrocities associated with the Rwandan genocide accountable for their actions, and through capacity building work conducted with national justice sectors in Rwanda and its neighbors. The United States and world community benefit from increased stability that has resulted in the region, which includes the Democratic Republic of the Congo, Kenya, and the Republic of the Congo, including through the arrest and trial of fugitives, many of whom had continued to engage in destabilizing activities. [*Strategic Goal 3 – promote respect for human rights*]

### Accomplishments and Priorities

Recent accomplishments by ICTR include:

- Made one new arrest in 2011 of an individual accused of having committed genocide and crimes against humanity, and continued to work closely with national jurisdictions to transfer cases, including three cases to Rwanda.
- Delivered final judgments in respect to six persons in 2011. Another judgment in a case with three defendants is expected in late December 2011.
- Continued trying five cases with another seventeen in the process of appeal. Eight cases are being referred to national jurisdiction (one is being appealed, two are with the referral chamber pending the appeal outcome, and pending affirmation of the referral in the appeal case, the Office of the Prosecutor intends to refer the remaining cases for transfer).
- Renewed cooperation with the Government of Kenya and resuscitation of the Joint Task Force to track alleged genocidaire Felicien Kabuga.
- Continued programs to train national judges and law enforcement officers.
- Completed the prosecution phase of the preservation of evidence proceedings in respect to the cases of three high-level fugitives.
- Processed 106 requests from 26 member states for support to national investigations and prosecutions.

## CONTRIBUTIONS TO INTERNATIONAL ORGANIZATIONS

Current and future priorities include:

- Apprehending and transferring to national jurisdiction six of the nine remaining fugitives. Apprehending and prosecuting three key fugitives, Felicien Kabuga, Protais Mpiranya and Augustin Bizimana, and completing pending cases as quickly and efficiently as possible.
- Supporting development of the Rwandan criminal justice system to hold perpetrators accountable for genocide.
- Educating the general populations in Rwanda and the region, through court outreach programs, about the importance of the rule of law, judicial independence, and a fair trial.

### Principal Partners and Benefits

U.S. Federal agencies

U.S. criminal justice organizations

Members of the public that have a stake in seeing war criminals brought to justice.

Support for ICTR demonstrates U.S. resolve to ensure accountability for serious violations of international humanitarian law and a commitment that the victims of these horrible crimes will not be forgotten. Diminished support for ICTR would compromise U.S. efforts to advance our rule of law agenda and fight impunity. Failure by the U.S. to pay its assessed contributions in full could cause delays in on-going trials and increase the likelihood of trials and appeals going beyond the targeted completion date set by the Security Council, ultimately increasing costs to the United States and other member states.

### Explanation of Estimate

The total U.S. assessed contribution to ICTR is based on two different scales of assessment and is paid out of two different Department of State accounts. Half of the assessment is based on the UN Regular Budget scale and is paid out of the CIO account. The other half is based on the UN peacekeeping scale and is paid out of the Contributions for International Peacekeeping Activities (CIPA) account. The FY 2013 CIO account request provides for 70 percent of the Regular Budget assessed contribution for calendar year 2012, which is deferred from the previous fiscal year, plus 30 percent of the Regular Budget assessed contribution for calendar year 2013. The request estimates that the calendar year 2013 budget will be at the same level as calendar year 2012, which is a decrease from 2011 due to a reduction in Tribunal activities as the transition to the residual mechanism begins.

Detailed Computation of Estimate	FY 2011 Actual	FY 2012 Estimate	FY 2013 Request
Assessment Against Members (in Dollars)	67,578	54,312	54,312
United States % Share	22	22	22
United States Assessment (in Dollars)	14,867	11,949	11,949
Fiscal Year 2010 Deferral	9,379	0	0
Fiscal Year 2011 Deferral	(10,407)	10,407	0
Fiscal Year 2012 Deferral	0	(8,364)	8,364
Fiscal Year 2013 Deferral	0	0	(8,364)
U.S. Requirement in Dollars After Deferral	13,839	13,992	11,949



# CONTRIBUTIONS TO INTERNATIONAL ORGANIZATIONS

## Food and Agriculture Organization

Rome, Italy  
(\$ in thousands)

Computation of Estimate	FY 2011 Actual	FY 2012 Estimate	FY 2013 Request
U.S. Requirements in Dollars	113,020	111,000	114,515

The Food and Agriculture Organization (FAO) promotes agricultural development and develops internationally recognized standards for food safety and animal and plant health that protect consumer health and facilitate international trade. U.S. farmers, agro-business, and consumers all benefit directly from FAO's work in these fields. *[Strategic Goal 3 – promote sustainable economic growth]*

FAO provides technical support that helps countries conserve and sustain their fisheries and forests. As a major producer and the world's second largest importer of fishery products, the United States has vital interests in the state of the world's fisheries. The United States also has a strategic interest in the positive environmental and development benefits of limiting global deforestation. *[Strategic Goal 3 – promote sustainable economic growth]*

FAO helps prevent and contain animal and plant diseases that impact food security and economies and can damage human health, such as avian influenza and wheat stem rust, and responds to pest outbreaks and other emergencies affecting plant and animal health. The United States benefits from containment of these health threats overseas. *[Strategic Goal 3 – promote well-being]*

FAO supports international efforts to rehabilitate economic livelihoods in response to natural disasters such as earthquakes, tsunamis, droughts, and desert locusts. The United States benefits from the increased economic and regional stability that FAO's assistance efforts foster. *[Strategic Goal 4 – support disaster mitigation]*

### Accomplishments and Priorities

Recent accomplishments by FAO include:

- Provided emergency support to preserve agricultural livelihoods in Pakistan due to serious monsoon flooding which displaced thousands. A quick return to farming and related occupations helps reduce the influence of radical groups on vulnerable populations.
- Successfully provided emergency assistance in the Horn of Africa due to the severe drought in the region. Areas where FAO and other international organizations are active during the current drought have not experienced famine.
- Successfully deployed a Food Security and Nutrition Unit (FSNU) to Somalia to monitor the food security situation and provide data on food availability. The FSNU was one of the few UN programs able to operate in al-Shabaab controlled areas of Somalia.
- Eradication of rinderpest: The FAO and OIE declared the worldwide eradication of the livestock disease rinderpest in 2011, which is the result of a more than 20 year program.

## CONTRIBUTIONS TO INTERNATIONAL ORGANIZATIONS

- Continued development of Voluntary Guidelines for the Responsible Governance of Land, Fisheries, and Forests, which will enable developing countries to promote better agricultural investment while protecting their various land holding systems.
- Continued the reform process for the Committee on World Food Security (CFS), a platform for information sharing and best practices in food security which directly supports Secretary Clinton's international initiative on improving the nutrition of women and children in support of the Millennium Development Goals. The United States is working closely with FAO to transform the CFS into an effective leader on food security issues and part of an emerging global partnership on agriculture and food security.
- Continued to develop standards through the International Plant Protection Convention (IPPC). IPPC standards prevent the spread of plant pests and diseases and are recognized by the World Trade Organization as benchmark standards governing trade in plant commodities. IPPC-related efforts help protect U.S. domestic agriculture and the forest industry.
- Worked with fisheries authorities throughout the world to provide training in best practices in fishing boat inspection and prevent illegal, unreported, and unregulated fishing.
- Continued to scale up the Global Information and Early Warning System on Food and Agriculture (GIEWS) launched in 2006. GIEWS is monitoring degrees of food insecurity in vulnerable countries, and assessing the impact of rising food prices at the global, regional, and country levels.
- Continued to facilitate a global network of Invasive Species working groups, which help managers and scientists share information. This has led to the development of effective bio-control agents against invasive pests that can cause extensive damage in the United States.
- Published reports on recent major policy and institutional developments and key issues concerning the world's forests. FAO works with 233 countries collating statistics and examining the current status and recent trends on the status of the world's forests.

Current and future priorities include:

- Continuing to develop standards for food safety and plant health, including the provision of policy advice and capacity building to help countries strengthen food control systems and adopt standards to promote domestic food safety and facilitate international trade.
- Continuing work on disaster risk reduction, early warning and implementation of agricultural relief and rehabilitation programs, including assistance to Member States transitioning from emergency disaster relief to reconstruction and development.
- Assisting Member States with pursuing responsible, sustainable development of fisheries and aquaculture through advisory and other services related to the management, development, marketing, and use of fisheries and aquaculture resources.
- Developing the framework for the Forest Resource Assessment 2015, by integrating survey results, strengthening regional forestry commissions, helping countries implement strategies for sustainable forest management and conservation, and implementing guidelines to improve forest health and prevent introduction of invasive alien species.

# CONTRIBUTIONS TO INTERNATIONAL ORGANIZATIONS

## Management Transparency, Accountability, and Reform

FAO is in the process of implementing the recommendations of the Independent External Evaluation (IEE), released in 2007 and approved by FAO's members in 2008. The IEE recommended FAO focus on technical areas in which it has a unique or comparative advantage, including standard setting for food safety and plant health, fisheries, forestry, animal health, pesticides, and emergency preparedness. It also recommended reform in the areas of human resources, finance, reporting structures, and organizational cultural change. FAO elected a new Director-General in June 2011, who began a four-year term on January 1, 2012.

## Principal Partners and Benefits

U.S. Department of Agriculture	National Food Processors Association
U.S. Department of Commerce	National Fisheries Institute
U.S. Department of Health and Human Services	National Association of State Foresters
U.S. Agency for International Development	American Forest and Paper Association
U.S. Food and Drug Administration	

FAO is an important forum in which the U.S. advances vital food safety, fishery, and forestry policies. Under U.S. leadership in the Committee on Fisheries, FAO adopted a Code of Conduct for Responsible Fisheries to crack down on illegal fishing and ensure the availability of fish and fish products for future generations. Under U.S. leadership in the Committee on Forestry, FAO members are cooperating on forest fire preparedness and wild-land fire management. Timely funding of U.S. contributions sends a strong signal of U.S. support of management reforms and progress made.

## Explanation of Estimate

The FY 2013 request provides for the U.S. assessed contribution to FAO for calendar year 2012, the first year of FAO's 2012-2013 biennial budget. The budget includes full funding for the activities required by the organization's management reform plan of action. The request also provides for the FAO Tax Equalization Fund, which is the source of funds for reimbursing FAO staff members, including many U.S. citizens, who pay national income taxes on their FAO earnings. The Tax Equalization Fund is an alternative to tax reimbursement agreements in place at many other international organizations.

Detailed Computation of Estimate	FY 2011 Actual	FY 2012 Estimate	FY 2013 Request
Assessment Against Members (in Euros)	208,837	208,837	187,221
United States % Share	22	22	22
United States Assessment (in Euros)	45,944	45,944	41,189
Approx. Exchange Rate (Euros to \$1)	0.741	0.766	0.74
U.S. Requirement in Dollars	61,968	59,949	55,661
Assessment Against Members (in Dollars)	214,324	214,324	248,198
United States % Share	22	22	22
United States Assessment (in Dollars)	47,151	47,151	54,604
Tax Equalization Fund	3,900	3,900	4,250
<b>Total U.S. Requirement in Dollars</b>	<b>113,020</b>	<b>111,000</b>	<b>114,515</b>

# CONTRIBUTIONS TO INTERNATIONAL ORGANIZATIONS

## International Atomic Energy Agency

Vienna, Austria

(\$ in thousands)

Computation of Estimate	FY 2011 Actual	FY 2012 Estimate	FY 2013 Request
U.S. Requirements in Dollars	106,174	108,848	111,105

International Atomic Energy Agency (IAEA) safeguards are an essential element of the global nuclear non-proliferation regime and provide credible assurance to the international community that nuclear material is not diverted from peaceful nuclear uses. IAEA conducts monitoring and inspections activities in more than 150 countries to ensure compliance with international safeguards, including those mandated in the Nuclear Non-Proliferation Treaty (NPT). All U.S. nuclear cooperation agreements with non-nuclear weapon states depend on IAEA safeguards and verification activities. U.S. participation in IAEA is critical to its international engagement in these issues. *[Strategic Goal 1 – counter threats to the United States and advance civilian security]*

IAEA promotes the peaceful applications of nuclear science to fight disease and hunger. Notable examples include cancer therapy and the eradication of the tsetse fly, which can spread parasitic diseases. The United States and other countries benefit from medical advances that prevent, treat, and contain the spread of disease. *[Strategic Goal 3 – promote well-being]*

IAEA promotes the responsible development of nuclear power to provide a secure source of energy for economic development while maintaining high standards of safety, security, and nonproliferation. The Agency also promotes and facilitates the use of nuclear techniques for industry and agriculture that contribute significantly to the economies of developing and developed member states. *[Strategic Goal 3 – promote sustainable economic growth]*

### Accomplishments and Priorities

Recent accomplishments include:

- Continued investigating Iran's nuclear program and released a report on the possible military dimensions to Iran's nuclear program that was crucial to overwhelming adoption of a November 2011 IAEA Board of Governors resolution expressing serious concerns about Iran's continued defiance of its international nuclear obligations.
- Continued investigation of Syria's nuclear program. The IAEA Board of Governors adopted in June 2011 the first Board resolution on Syria, which found Syria in noncompliance with its safeguards obligations, and reported the matter to the UN Security Council. This resolution was based on the IAEA's conclusion that Syria had very likely constructed a clandestine nuclear reactor at Dair Alzour.
- Coordinated timely and effective international response to the accident at Japan's Fukushima Dai-ichi nuclear power plant, leading to Board of Governors adoption in September, of a U.S.-supported Action Plan for Nuclear Safety that aims to strengthen the international nuclear safety network based on lessons learned from the accident.

## CONTRIBUTIONS TO INTERNATIONAL ORGANIZATIONS

- Published in 2011 three recommendations-level documents for developing, implementing, and sustaining an adequate nuclear security regime for nuclear and other radioactive materials and dealing with the loss and recovery and, if necessary, remediation.
- Selected over \$16 million in U.S.-funded projects under the Peaceful Uses Initiative (PUI), which was announced by Secretary Clinton at the May 2010 NPT Review Conference. The PUI underscores the U.S. commitment to peaceful uses of nuclear energy and builds broader support for the NPT and IAEA.
- Convened the “IAEA Forum on Experience of Possible Relevance to the Creation of a Nuclear-Weapons-Free Zone in the Middle East”. The forum, which included participation by Israel and other regional states, was a key factor inducing Arab states to withdraw this year’s proposed General Conference resolution singling out Israel’s nuclear program. The subsequent successful outcome of the Forum is a positive factor for prospects for an NPT-sponsored conference in 2012 to discuss a Middle East zone free of weapons of mass destruction and their delivery systems.
- Achieved further adherence to the Additional Protocol, which requires Member States to declare and grant access to a broader range of nuclear-related activities. The Additional Protocol is now in force in 113 states (an increase in 9 states since 2010), and only 14 NPT states lack NPT-mandated safeguards (down from 16 in 2009).
- Began implementing a two-year program to institutionalize a strengthened global IAEA safeguards regime by adopting procedures that analyze all information about a state, not just the state’s admissions about declared nuclear materials.
- Continued trilateral consultations with the United States and Russia to develop a verification agreement for the U.S.-Russian Plutonium Management and Disposition Agreement, which commits each side irreversibly to remove from its stockpiles at least 34 metric tons of weapon-grade plutonium no longer needed for defense programs.
- Completed extension of the IAEA's Clean Laboratory, used for environmental sample analysis of samples collected by IAEA inspectors as a strengthening measure designed to detect clandestine or undeclared nuclear activities in countries subject to full-scope safeguards.
- Started construction of the IAEA's new Nuclear Material Laboratory. The new laboratory will provide the Agency with a modern and expandable capability for nuclear sample analyses, collected from all points along the nuclear fuel cycle.
- Continued to promote greater transparency within the IAEA in the Technical Cooperation Program (TCP) to ensure the highest standards of safety, security, and nonproliferation are applied in reviewing and implementing technical cooperation projects.

Current and future priorities include:

- Continuing support for the IAEA’s investigations of Iran’s and Syria’s nuclear programs.
- Ensuring full and timely implementation of the Action Plan on Nuclear Safety adopted by IAEA Member States in September 2011 in response to the Fukushima nuclear emergency.

## CONTRIBUTIONS TO INTERNATIONAL ORGANIZATIONS

- Continuing implementation of new procedures to ensure that safeguards inspections are driven by full consideration of all-source information available to the Agency, so that inspection resources are increasingly focused on Member States that analysis indicates may represent the biggest verification risks. This will improve its ability to detect undeclared nuclear activities.
- Continuing promotion of standards for handling radioactive sources, namely the Code of Conduct for the Safety and Security of Radioactive Sources, and Guidance on the Import and Export of Radioactive Sources.
- Continuing cooperative efforts with the U.S. Department of Energy's Global Threat Reduction Initiative to convert, remove, and protect nuclear and radiological materials at civilian sites that pose a threat to the international community in direct support of President Obama's pledge to secure all vulnerable nuclear material around the world within four years.
- Continuing equipping expansion of the Incident and Emergency Center (IEC), which has been developed to report and coordinate assistance in response to nuclear/radiological incidents, with the goal of mitigating such events and their radiological consequences.
- Developing of implementation guides for transport of nuclear and other radioactive materials, and for prevention of loss and sabotage for nuclear materials and nuclear facilities.
- Rationalizing, deconflicting and providing support for regional centers of excellence for nuclear security training.
- Continuing the provision of advisory services to assess countries' nuclear security regimes.
- Providing of support and guidance to developing countries on the steps they need to take in pursuing the responsible development of nuclear power and provision of projects to help Member States address their needs in this area
- Updating of the radiation protection infrastructures in many Member States to aid in their safe enjoyment of the benefits of nuclear techniques.
- Contributing to sustainable development and the safe use of nuclear applications in over 100 countries through approximately 800 active technical assistance projects. For example, the IAEA pioneered the Sterile Insect Technique, which was used to eradicate tsetse flies in Zanzibar, and is now working to do the same in Ethiopia.

### **Management Transparency, Accountability, and Reform**

In 2011, the IAEA implemented the first phase of a new Enterprise Resource Planning (ERP) system, partly financed with extrabudgetary contributions from the United States. The IAEA has also moved to a new basis of accounting standards, the International Public Sector Accounting Standards (IPSAS), which will bring greater transparency and accountability. The first IPSAS compliant financial statements were issued in December 2011.

### **Principal Partners and Benefits**

U.S. Department of Energy  
U.S. Department of Agriculture

National Nuclear Security Administration  
U.S. Nuclear Regulatory Commission

## CONTRIBUTIONS TO INTERNATIONAL ORGANIZATIONS

U.S. Department of Homeland Security  
 U.S. Department of Transportation  
 U.S. Department of Commerce  
 Nuclear Threat Initiative  
 Nuclear Energy Institute  
 International Nuclear Law Association  
 World Nuclear Association  
 World Institute for Nuclear Security

U.S. Department of Defense  
 U.S. Environmental Protection Agency  
 U.S. Geological Survey  
 World Association of Nuclear Operators  
 International Commission on Radiation Protection  
 U.S. National Laboratories  
 U.S. National Institutes of Health  
 Contractors International Group on Nuclear Liability

U.S. membership in IAEA promotes safeguards worldwide, including ongoing investigations in Iran. Strong U.S. support is essential for IAEA's core programs, including high priority safeguards projects such as the new Nuclear Materials Laboratory and evolution toward “information-driven safeguards,” as well as nuclear safety and security priorities (incident and emergency preparedness and response, protection against malicious acts involving radioactive materials). Diminished U.S. support could weaken security-related IAEA activities and damage the U.S. ability to gain political support for key policy objectives, including addressing the nuclear programs of Iran, Syria, and the Democratic People’s Republic of Korea, strengthening safeguards, improving nuclear security, and promoting nuclear energy development that is safe and secure, including via the implementation of the IAEA Action Plan on Nuclear Safety developed in response to the Fukushima nuclear accident. Diminished U.S. support could also prevent IAEA from taking on new responsibilities within its mandate, such as the implementation of safeguards in India pursuant to the U.S.-India Civil Nuclear Cooperation Initiative or a possible return of IAEA inspectors to North Korea.

### Explanation of Estimate

The FY 2013 request provides for approximately 80 percent of the U.S. assessed contribution to IAEA for calendar year 2012 and 20 percent of the U.S. assessed contribution to IAEA for calendar year 2013. The slight budget increase projected for calendar year 2013 reflects member states’ agreement to provide adjustments for economic and statutory factors in the second year of the 2012-2013 biennium.

Detailed Computation of Estimate	FY 2011 Actual	FY 2012 Estimate	FY 2013 Request
Assessment Against Members (in Euros)	264,603	274,191	274,733
United States % Share	25.661	25.594	25.594
United States Assessment (in Euros)	67,900	70,176	70,315
Approx. Exchange Rate (Euros to \$1)	0.723	0.751	0.74
U.S. Requirement in Dollars	93,866	93,444	95,020
Assessment Against Members (in Dollars)	61,899	63,362	66,541
United States % Share	25.661	25.594	25.594
United States Assessment (in Dollars)	15,884	16,217	17,031
Total U.S. Requirement in Dollars	109,750	109,661	112,051
Fiscal Year 2010 Deferral	77,239	0	0
Fiscal Year 2011 Deferral	(80,815)	80,815	0
Fiscal Year 2012 Deferral	0	(81,628)	82,600
Fiscal Year 2013 Deferral	0	0	(83,546)
U.S. Requirement in Dollars After Deferral	106,174	108,848	111,105

# CONTRIBUTIONS TO INTERNATIONAL ORGANIZATIONS

## International Civil Aviation Organization

Montreal, Canada

(\$ in thousands)

Computation of Estimate	FY 2011 Actual	FY 2012 Estimate	FY 2013 Request
U.S. Requirements in Dollars	20,132	20,546	21,053

The International Civil Aviation Organization (ICAO) leads international efforts to advance aviation security and prevent terrorists from using the world's civil aviation system as a platform to launch attacks against the United States. ICAO's Universal Security Audit Program contributes directly to U.S. homeland security by ensuring that each of ICAO's 191 Member States undergo regular security audits and comply with uniform aviation security standards. *[Strategic Goal 1 – counter threats to the United States]*

ICAO develops standards and recommended practices that support and strengthen civil aviation worldwide, allowing it to grow and operate safely. Aviation is vital to world economic growth, generating 7.5 percent of global GDP and creating opportunities for U.S. businesses. ICAO is also leading the global effort to address aviation's role in climate change. ICAO is developing cutting-edge standards (new aircraft technologies, sustainable fuels and environmental standards, more efficient and quieter operations, and market-based measures) to reduce the environmental effects of civil aviation worldwide while allowing growth to meet the demand for air service. *[Strategic Goal 3 – promote sustainable economic growth]*

### Accomplishments and Priorities

- Held a series of regional aviation-security conferences to promote tighter counter-terrorism measures, which will be adopted into a global framework at the 2012 High-Level Aviation Security Conference at ICAO.
- Completed 129 second-cycle security audits as of December 2011, following up on initial audits of 181 member states and Hong Kong. Conducted 17 assistance missions to help states correct security problems revealed by surveys and audits.
- Accepted the new nation of South Sudan as a member and provided crucial start-up support for its air-traffic management infrastructure, used during the July 2011 independence ceremony.
- Adopted the Code of Conduct for Safety Information Sharing in June 2011. The code provides the principles to develop a consistent, fact-based, transparent response to safety concerns at the state and global levels and oversees the collection, sharing and use of aviation safety information.
- Launched a new service in October 2011 to help member states more accurately assess the English speaking and listening ability of pilots and air traffic controllers by making impartial recommendations on selecting or developing tests in English that comply with ICAO standards.
- As of December 2011, 186 member states have begun issuing machine-readable passports in accordance with ICAO standards and specifications. Ninety-four member states report issuing electronic passports. Thirty member states participate in the ICAO's Public Key Directory (PKD), and six validate machine-readable travel documents using the PKD.



## CONTRIBUTIONS TO INTERNATIONAL ORGANIZATIONS

- As of November 2010, completed comprehensive safety audits for 178 out of 191 Member States under the Universal Safety Oversight Audit Program. All audited states have submitted corrective action plans to remedy safety deficiencies identified by their audits.
- Developed the Global Air Navigation Plan which coordinates a variety of large scale regional programs that help member states upgrade their national aeronautical infrastructures; promotes greater efficiency through coordinated air space sharing; implements improved technologies for the detection of prohibited items; and provides assistance to States that lack the expertise or resources to develop their aviation security systems.
- Established the aspirational goal of carbon neutral growth for the aviation sector at the 2010 ICAO Assembly, reaffirming ICAO's role in addressing international aviation greenhouse gas emissions and sustainable development of global aviation.

### **Current and future priorities include:**

- Developing international standards related to documentary evidence of identity required for passport applications.
- Increasing the number of Member States using machine-readable passports and biometric passports.
- Developing new international standards and recommended practices to support the Next Generation Air Traffic System, which will overhaul the national airspace system of the United States and eventually the rest of the world.
- Increasing transparency among Member States by promoting the sharing of security audit results and corrective actions taken by audited states, as appropriate and consistent with audited states' sovereignty.
- Transitioning to a continuous aviation safety monitoring system, which will allow for quicker detection of member-state deficiencies in safety standards.
- Developing an environmental auditing and reporting process to achieve standardization of environmental protection among Member State aircraft fleets.
- Developing through the multilateral process a global framework to reduce the effects of aviation GHG on the environment that is fully consistent with ICAO global standards and is in conformity with U.S. climate change policy objectives.
- Identifying global planning initiatives to improve worldwide air navigation systems through more effective planning and program management techniques, with potential savings to U.S. operators of as much as \$1 billion per year.
- Promoting usage of the recently updated ICAO Security Manual, and expanding the number of certified staff completing ICAO training packages to ensure that Member States have the capacity to strengthen their aviation security programs.

## CONTRIBUTIONS TO INTERNATIONAL ORGANIZATIONS

### Management Transparency, Accountability, and Reform

ICAO is implementing key budget and management reforms, including adopting an ethics framework with whistleblower protections; fully implementing the new International Public Service Accounting Standards; and drafting risk registers related to Enterprise Risk Management.

### Principal Partners and Benefits

U.S. Department of Homeland Security	U.S. Air Force
U.S. Transportation Security Administration	U.S. Federal Aviation Administration
U.S. Department of Transportation	National Transportation Safety Board
U.S. aircraft manufacturing industry	U.S. citizens who travel by air
U.S. manufacturers that ship goods by air	U.S. transportation industry

U.S. support is vital to the success of ICAO's programs to improve global aviation security and safety. ICAO has relied on U.S. commitment and leadership since its inception in 1944. The U.S. is the largest financial contributor to ICAO, contributing 25 percent of ICAO's regular budget and also a voluntary contribution to support ICAO's aviation security program. Strong U.S. support for ICAO is essential to ICAO's efforts to promote global aviation security and safety, reducing the risks of aviation incidents for the American traveling public and U.S. firms shipping goods by air.

### Explanation of Estimate

The FY 2013 request provides for 50 percent of the U.S. assessed contribution to ICAO for calendar year 2012, which is deferred from the previous fiscal year, and 50 percent of the U.S. assessed contribution for calendar year 2013. Calendar year 2013 is the third year of ICAO's 2011-2013 triennial budget. The overall increase for 2013 is to cover inflationary factors.

Detailed Computation of Estimate	FY 2011 Actual	FY 2012 Estimate	FY 2013 Request
Assessment Against Members (in CDN Dollars)	53,316	54,766	57,673
United States % Share	25	25	25
United States Assessment (in CDN Dollars)	13,303	13,692	14,418
Approx. Exchange Rate (CDN Dollars to \$1)	0.989	1.027	1.044
U.S. Requirement in Dollars	13,445	13,332	13,810
Assessment Against Members (in Dollars)	27,657	28,410	29,918
United States % Share	25	25	25
United States Assessment (in Dollars)	6,940	7,103	7,480
ICAO Den-Ice Agreement	341	300	300
Total U.S. Requirement in Dollars	20,725	20,734	21,590
Fiscal Year 2010 Deferral	9,436	0	0
Fiscal Year 2011 Deferral	(10,029)	10,029	0
Fiscal Year 2012 Deferral	0	(10,217)	10,108
Fiscal Year 2013 Deferral	0	0	(10,645)
U.S. Requirement in Dollars After Deferral	20,132	20,546	21,053

# CONTRIBUTIONS TO INTERNATIONAL ORGANIZATIONS

## International Labor Organization

Geneva, Switzerland

(\$ in thousands)

Computation of Estimate	FY 2011 Actual	FY 2012 Estimate	FY 2013 Request
U.S. Requirements in Dollars	89,105	94,271	88,362

The International Labor Organization (ILO) works to improve living and working conditions of workers worldwide. The organization promotes respect for fundamental principles and rights at work including 1) the elimination of all forms of forced or compulsory labor; 2) the abolition of child labor; 3) the elimination of discrimination in respect of employment and occupation; and 4) freedom of association and the effective recognition of the right to collective bargaining. Respect for these principles and rights is a cornerstone of just and democratic societies. [*Strategic Goal 3 – promote democratic governance and respect for human rights*]

ILO's Decent Work Agenda protects worker rights, promotes greater opportunities for employment, enhances the coverage and effectiveness of social protection, and strengthens social dialogue. ILO tools for achieving these objectives include the creation and supervision of international labor standards, extensive technical cooperation activities, and the conduct and dissemination of research. Achievement of these objectives can alleviate poverty and increase social stability, as well as create a level playing field for U.S. businesses by forcing other countries to compete more equitably. As workforces in these countries become more skilled and better trained, they contribute to economic prosperity in their own countries, and eventually contribute to U.S. economic growth by acquiring U.S. goods and services. [*Strategic Goal 3 – promote sustainable economic growth*]

### Accomplishments and Priorities

Recent accomplishments by ILO include:

- Provided extensive support to the G20 Leaders and Labor Ministers such as research, expertise, and policy advice on key labor, employment, and social safety net issues by, for example, producing reports on the global employment outlook and developing a labor force training strategy.
- Mobilized country-based programs that promote concrete measures to end exploitative child labor through the International Program on the Elimination of Child Labor (IPEC). Since 1995, U.S.-funded IPEC projects have helped more than 90 countries combat child labor while providing educational alternatives to over 900,000 children, helping their families overcome reliance on the labor of their children to meet basic needs.
- Identified major offenders of labor rights and encouraged protection of labor rights as human rights through ILO's standards supervisory system.
- Played a critical role in combating forced labor and creating labor laws that provide for registration of trade unions in Burma for the first time in 39 years. ILO's efforts resulted in the release of numerous individuals sentenced to prison for involvement in labor advocacy and succeeded in removing children from military service.

## CONTRIBUTIONS TO INTERNATIONAL ORGANIZATIONS

- Provided technical assistance to Colombia for implementation of the 2006 Tripartite Agreement on Freedom of Association and Democracy and capacity-building assistance to help it enforce its labor laws, including recent reforms to achieve the labor commitments contained in the pending U.S.-Colombia Free Trade Agreement and an Action Plan agreed by both countries.
- Provided assistance to member states including Argentina, Bulgaria, Indonesia, Jordan, Mongolia, and South Africa seeking to apply the ILO Global Jobs Pact, which sets out a general framework and policy options that countries can use to formulate their responses to the economic crisis with an emphasis on employment and decent work.
- Partnered with the World Bank's International Finance Corporation through the Better Work program to improve labor practices and competitiveness in labor-intensive industries with large numbers of vulnerable workers, such as agribusiness, apparel, construction, and light manufacturing, contributing to economic development and employment growth by attracting buyers and investors to the developing countries and sectors that participate.
- Operated a Micro-insurance Innovation Facility, which seeks to increase the availability of insurance for low-income families in developing countries, such as livestock insurance for farmers in India.
- Continued monitoring Cambodian garment factories for compliance with national and international standards through the Better Factories Cambodia program, which showed broad improvement on working conditions in those factories.
- Provided ILO member States with tools and assistance to achieve and maintain expanded social protection, including efforts to establish social protection floors in Burkina Faso, Cambodia, El Salvador, Haiti, India, Mozambique, Nepal, and Vietnam.

Current and future priorities include:

- Reporting to the G20 Finance Ministers, in collaboration with the International Monetary Fund, Organization for Economic Cooperation and Development, and World Bank, on the global employment outlook and how the G20 economic reform agenda can contribute to job creation.
- Establishing a knowledge-sharing platform to promote skills development in line with the G20 Training Strategy.
- Continuing to monitor developments in Burma related to freedom of association, including implementation of its new trade union law; and continuing the effort to bring Burma into compliance with its commitments regarding the use of forced labor.
- Developing a social security good practices guide to provide member states with practical guidance and benchmarks to evaluate and enhance their national social protection programs.
- Continuing to provide technical advisory services to support countries' efforts to design, implement, and improve the governance, management and effective delivery of their social security schemes.
- Continuing efforts to combat exploitative child labor in 90 countries through IPEC.
- Continuing assistance to countries implementing fundamental labor principles under Free Trade Agreements with the United States.

## CONTRIBUTIONS TO INTERNATIONAL ORGANIZATIONS

- Continuing emphasis on Decent Work Country Programs, which are a results-based management tool for delivering an integrated ILO program of assistance to member states.
- Supporting the creation of sustainable, decent jobs at small and medium-sized enterprises in the private and informal sectors through training, technical assistance, and the development of favorable legal and regulatory environments.
- In partnership with the MasterCard Foundation, working to increase global awareness of the challenges facing young people as they move from education to the world of work and to support the improvement of policy making and program development to meet their needs.

### Management Transparency, Accountability, and Reform

ILO has implemented key budget and management reforms, including the introduction of a new pilot procedure to rigorously track evaluation recommendations, a system of follow-up audits to verify management action to implement recommendations, and new procurement rules and procedures to bring ILO closer in line with those of larger UN system agencies. ILO is also adopting a permanent Independent Oversight Advisory Committee and establishing the Committee's member selection process and terms of reference.

### Principal Partners and Benefits

U.S. Department of Labor	Domestic Policy Council
U.S. Department of Commerce	National Security Council
U.S. business community	U.S. organized labor

ILO is a key U.S. partner for achieving international labor and employment-related objectives, such as combating exploitive child labor and promoting worker rights. ILO is an asset to the United States in the implementation of fair labor standards for U.S. Free Trade Agreements and in our efforts to promote worker rights internationally, such as through the Better Work Program. No other international organization has the experience or the expertise to perform this work.

### Explanation of Estimate

The FY 2013 request provides for the U.S. assessed contribution to ILO for calendar year 2012, the first year of ILO's 2012-2013 biennial budget.

Detailed Computation of Estimate	FY 2011 Actual	FY 2012 Estimate	FY 2013 Request
Assessment Against Members (in Swiss Francs)	388,796	388,795	361,881
United States % Share	22	22	22
United States Assessment (in Swiss Francs)	85,535	85,535	79,614
Less: Prior Year Credit/Surplus	(197)	0	0
U.S. Requirement (in Swiss Francs)	85,338	85,535	79,614
Approx. Exchange Rate (Swiss Francs to \$1)	0.958	0.907	0.901
U.S. Requirement in Dollars	89,105	94,271	88,362

# CONTRIBUTIONS TO INTERNATIONAL ORGANIZATIONS

## International Maritime Organization

London, England

(\$ in thousands)

Computation of Estimate	FY 2011 Actual	FY 2012 Estimate	FY 2013 Request
U.S. Requirements in Dollars	1,428	1,353	1,406

The International Maritime Organization (IMO) leads international efforts to improve the safety of ships, ports, and maritime facilities. IMO develops mandatory ship design and operating standards, builds competency in developing countries, and facilitates training of seafarers to create a “culture of safety” at sea. IMO leads global efforts to reduce pollution and prevent maritime environmental disasters.

*[Strategic Goal 3 – promote sustainable economic growth]*

IMO promotes world security by setting standards and assisting nations around the world with protecting the world's shipping lanes from terrorism and other security threats, such as preventing the use of commercial shipping as a platform for launching attacks on the United States and other countries.

*[Strategic Goal 1 – counter threats to the United States and advance civilian security]*

### Accomplishments and Priorities

Recent accomplishments by IMO include:

- Adopted new standards for the energy-efficient design of new ships and the management of energy efficiency of all ships in order to address greenhouse gas emissions from ships.
- Completed the designations of the North America and Caribbean Emission Control Areas to apply the most stringent air emission standards for nitrous oxides, sulfur oxides, and particulate matter off the coasts of the United States, Canada, and U.S. territories in the Caribbean.
- Continued efforts to address the issue of piracy off the coast of Somalia and in Western Africa, particularly in the Gulf of Guinea.
- Continued voluntary audits under the Voluntary Member State Audit Scheme to promote full and complete compliance with mandatory IMO instruments, including new security standards.
- Adopted new amendments to the International Convention for the Safety of Life at Sea and the International Convention for the Prevention of Pollution from Ships.

Current and future priorities include:

- Institutionalizing a mandatory audit scheme to promote full compliance, especially in developing countries, with mandatory IMO instruments, including new security standards.
- Continuing efforts to develop a mandatory code for the design and operation of ships in Arctic and Antarctic waters.

## CONTRIBUTIONS TO INTERNATIONAL ORGANIZATIONS

- Continuing efforts to fight piracy and armed robbery at sea in the Malacca Straits, off the Somali coast, and in Western Africa, ensuring the protection of seafarers and reducing threats to supplies of oil, humanitarian shipments, and vital commodities.
- Continuing efforts to promote the control and reduction of the emission of greenhouse gases from international shipping.
- Implementing long-range tracking for security and search and rescue purposes, advancing a U.S. initiative to widen the safety zone for ships approaching U.S. coasts.
- Expanding the technical cooperation program in order to increase the capacity and competency of developing countries to implement IMO mandatory instruments fully.
- Enhancing supply-chain security with emphasis on recovery and reconstitution of the supply chain in the aftermath of natural or man-made maritime incidents.

### Management Transparency, Accountability, and Reform

The IMO Council recently adopted an internal audit disclosure policy by which member states can request access to internal audit reports from the Head of Internal Oversight Services (IOS).

### Principal Partners and Benefits

U.S. Coast Guard	U.S. Navy
U.S. Maritime Administration	U.S. Environmental Protection Agency
U.S. National Oceanic and Atmospheric Administration	U.S. owners of maritime facilities
U.S. crew members and passengers	U.S. coastal states and port cities
U.S. maritime equipment and electronics industries	U.S. ship owners and operators

The overwhelming majority of ships that call at U.S. ports are foreign-flagged and foreign-crewed. U.S. leadership at IMO is vital to global efforts to ensure that foreign seafarers and foreign-flagged ships meet international standards. U.S. participation on the IMO Governing Council depends on the timely payment of the U.S. assessed contribution. Diminished U.S. support could undermine efforts to ensure that other nations meet standards and contribute to maritime security and the safety of U.S. passengers and cargo.

### Explanation of Estimate

The FY 2013 request provides for the U.S. assessed contribution for calendar year 2013, the second year of IMO's biennial budget. The adopted budget contains a decrease of 1.0 percent in assessments in 2012, and an increase of up to 4.0 percent in 2013 to cover mandatory salary and other inflationary increases.

Detailed Computation of Estimate	FY 2011 Actual	FY 2012 Estimate	FY 2013 Request
Assessment Against Members (in Pounds)	29,308	29,007	30,170
United States % Share	2.986	2.986	2.986
United States Assessment (in Pounds)	875	866	901
Approx. Exchange Rate (Pounds to \$1)	0.613	0.64	0.641
U.S. Requirement in Dollars	1,428	1,353	1,406

# CONTRIBUTIONS TO INTERNATIONAL ORGANIZATIONS

## International Telecommunication Union

Geneva, Switzerland

(\$ in thousands)

Computation of Estimate	FY 2011 Actual	FY 2012 Estimate	FY 2013 Request
U.S. Requirements in Dollars	11,080	10,876	11,041

The International Telecommunication Union (ITU) facilitates connectivity and interoperability of the world's telecommunications networks, including the Internet, and promotes telecommunications spectrum standards worth billions of dollars to the U.S. telecommunications industry. ITU also provides technical assistance to help developing countries get the resources needed to improve access to telecommunications services around the world. *[Strategic Goal 3 – promote sustainable economic growth]*

ITU facilitates radio-frequency spectrum allocations for military and commercial radio services among member states, including satellite and radar telecommunications. ITU also facilitates development of treaty provisions that allow for new military and scientific uses of telecommunications spectrum at treaty-based conferences. These spectrum allocations are vitally important to U.S. defense and intelligence agencies' communications capabilities. *[Strategic Goal 1 – counter threats to the United States]*

### Accomplishments and Priorities

Recent accomplishments by ITU include:

- Dispatched emergency telecommunications equipment to areas severely affected by natural disasters, such as the earthquake/tsunamis in Japan and Indonesia.
- Published a set of global targets to make broadband policy universal and boost affordability, particularly in developing countries where only 20 percent of the population has Internet access.
- Published a policy toolkit to help member states comply with the UN Convention on the Rights of Persons with Disabilities, which outlines the responsibilities of governmental and private sector players to provide equal rights for persons with disabilities by the use of technology.
- Published an overview of how Information and Communication Technologies (ICTs) can be used for “smart water management” policies, particularly in areas facing droughts and scarcities. Expanding the use of ICTs to monitor climate change assists in the transition towards a green economy.
- Launched the “ITU Cybersecurity Gateway,” an interactive resource on national and international cybersecurity related projects, providing information between civil society, private sector, government, and international organizations working in different areas of cybersecurity.

Current and future priorities include:

- Developing standards for continued development of next generation networks to support uninterrupted network access for nomadic users.



## CONTRIBUTIONS TO INTERNATIONAL ORGANIZATIONS

- Implementing initiatives approved at the 2010 World Telecommunication Development Conference to expand economic opportunities by ensuring that ITU activities and development assistance support good governance, transparency, and stable regulatory environments.
- Continuing the expansion of U.S.-led work in cybersecurity best practices and promoting U.S. priorities through international standardization based on U.S. concepts of cybersecurity. Coordinating cybersecurity and infrastructure development across the world through strategic partnerships.

### Management Transparency, Accountability, and Reform

ITU has recently implemented several management reforms, including establishing an independent audit committee; adopting policies on financial disclosure and whistleblower protections; and adopting results-based budgeting to link resources to organization operational plans.

### Principal Partners and Benefits

U.S. Department of Defense

U.S. Department of Homeland Security

U.S. Department of Commerce

U.S. state and local governments

National Aeronautics and Space Administration

Federal Communications Commission

U.S. intelligence and law enforcement agencies

ITU's constituency includes virtually all U.S. telecommunications and information communications technology companies. ITU's work in support of radio spectrum management, telecommunications standards, and Internet governance is essential to advancing U.S. strategic priorities for economic growth and national security. U.S. defense, intelligence, and aeronautics agencies depend upon ITU for radio-spectrum management. Full participation in ITU is essential to U.S. influence in setting global regulations and standards that fundamentally impact U.S. telecommunications systems, including satellite transmission, air traffic control, and emergency communications systems.

### Explanation of Estimate

The FY 2013 request provides for 70 percent of the U.S. assessed contribution to ITU for calendar year 2012, which is deferred from the previous fiscal year, plus 30 percent of the assessed contribution for calendar year 2013. Calendar year 2013 is the second year of ITU's 2012-2013 biennial budget. The U.S. assessment is projected to remain at the FY 2012 level for 2013.

## CONTRIBUTIONS TO INTERNATIONAL ORGANIZATIONS

Detailed Computation of Estimate	FY 2011 Actual	FY 2012 Estimate	FY 2013 Request
Assessment Against Members (in Swiss Francs)	129,924	126,650	128,260
United States % Share	7.343	7.533	7.438
United States Assessment (in Swiss Francs)	9,540	9,540	9,540
Interest on Arrears	408	408	408
U.S. Requirement (in Swiss Francs)	9,948	9,948	9,948
Approx. Exchange Rate (Swiss Francs to \$1)	0.877	0.922	0.901
U.S. Requirement in Dollars	11,345	10,790	11,041
Fiscal Year 2010 Deferral	7,507	0	0
Fiscal Year 2011 Deferral	(7,772)	7,772	0
Fiscal Year 2012 Deferral	0	(7,685)	7,865
Fiscal Year 2013 Deferral	0	0	(7,865)
U.S. Requirement in Dollars After Deferral	11,080	10,876	11,041

# CONTRIBUTIONS TO INTERNATIONAL ORGANIZATIONS

## United Nations Educational, Scientific and Cultural Organization

Paris, France

(\$ in thousands)

Computation of Estimate	FY 2011 Actual	FY 2012 Estimate	FY 2013 Request
U.S. Requirements in Dollars	78,831	0	78,968

*NOTE: In October 2011, a majority of UN Educational, Scientific and Cultural Organization (UNESCO) members voted to admit Palestine as a member of UNESCO. Palestinian membership as a state in UNESCO triggered long-standing legislative restrictions on U.S. assessed and voluntary contributions to UNESCO.*

The United Nations Educational, Scientific and Cultural Organization (UNESCO) promotes literacy initiatives and access to quality education and communications technologies. UNESCO conducts education programs in over 46 countries, including teacher training and programs focused on women and girls. UNESCO is leading the Education for All initiative, which helps countries focus on achieving six education goals, including enrollment in primary education, youth and adult literacy, and early childhood education. UNESCO's goal of promoting access to quality educational opportunities for children is fundamental to U.S. ideals and the advancement of personal, economic, and political freedom. *[Strategic Goal 3 – promote well-being]*

UNESCO promotes free and independent media, respect for human rights, and universal values of justice, freedom, and human dignity. UNESCO supports the preservation of cultural and natural heritage, as well as endangered languages and folklife. UNESCO also supports journalists covering elections and conflicts in many regions of the world. *[Strategic Goal 3 – promote respect for human rights]*

UNESCO promotes sustainable development through its programs in the natural sciences sector, which utilize satellite data for the management of natural resources including ecosystems and coastal environments; it also promotes capacity-building in the science and engineering fields, including biotechnology and fresh water research and management. UNESCO's programs help nations develop and maintain the infrastructure necessary to support economic growth. *[Strategic Goal 3 – promote sustainable economic growth]*

UNESCO promotes international understanding by offering curriculum materials, sponsoring workshops, and ministry-level guidance on civic education, human rights education, and inclusive education. By fostering inclusive education, UNESCO promotes democratic values and undercuts extremism by offering a positive alternative message. *[Strategic Goal 6 – advance U.S. interests through public diplomacy]*

### Accomplishments and Priorities

Recent accomplishments by UNESCO include:

- Created a new UNESCO Global Partnership for Girls' and Women's Education, which promotes education throughout all phases of life. This initiative brings together governments, civil society, private sector donors, to strengthen women and girls' education with a particular focus on literacy and secondary education.
- Established the International Institute of Peace (IIP) as a UNESCO Category 2 Center at Rutgers University in New Jersey. Co-founded by UNESCO Goodwill Ambassador Forest Whitaker, IIP will focus on promoting a global culture and practice of peace through training in conflict prevention and negotiation.

## CONTRIBUTIONS TO INTERNATIONAL ORGANIZATIONS

- Continued the Teacher Training Initiative in sub-Saharan Africa, a program designed to improve teacher training in the region. The program is focused on improving the relevance of the curriculum and targeted the disadvantaged through non-formal education programs.
- Created new public-private partnerships with Nokia and other companies to strengthen existing Education for All and UN Literacy Decade initiatives. These partnerships increase UNESCO's capacity to deploy and monitor literacy and education programs.
- Strengthened its Holocaust Education program, which develops curriculum materials, connects teacher and administrators with resources, and advises member states on how to best implement Holocaust Education programs.
- Provided training and assistance in support of independent media in Southeast Europe, Angola, the Great Lakes Region of Africa, the Middle East, East Timor, and Afghanistan, including training and guidance on covering elections and journalist safety.

Current and future priorities include:

- Creating new public-private partnerships to advance science education and increase access to quality education through information and communication technologies.
- Strengthening teacher training, textbooks, and curricula to promote education consistent with democratic ideals and undercut hate and extremism, including anti-racism education and Holocaust Education. UNESCO's influence in education and cultural establishments of developing countries, especially in the Middle East, advances U.S. counter-terrorism objectives.
- Promoting democracy and human rights, including in Iraq, Afghanistan, and other post-conflict countries, through civic education programs and local media development programs committed to the free flow and exchange of information.

### Management Transparency, Accountability, and Reform

In 2011, the Independent External Evaluation (IEE) ad hoc committee made recommendations for the implementation five Strategic Directions identified in the 2010 IEE report. These recommendations address narrowing the programmatic focus, strengthening the field network, improving coordination and collaboration with other organizations, defining the division of labor within UNESCO, and developing a strategic partnership strategy. UNESCO received approval from the General Conference to begin implementing the first phase of the decentralization strategy, which aims to streamline the field network and encourage greater collaboration among field offices. UNESCO has also begun to implement a new human resources management strategy for 2011-2016. The HR strategy is comprised of three core objectives: improve the delivery capacity of UNESCO, strengthen the field presence, and human resources planning.

### Principal Partners and Benefits

U.S. Agency for International Development	U.S. Department of Education
U.S. Department of the Interior	U.S. Army Corps of Engineers
U.S. Patent and Trademark Office	U.S. Geological Survey
U.S. Library of Congress	Nat'l Oceanographic and Atmospheric Administration
National Endowment for the Humanities	National Academies of Science

## CONTRIBUTIONS TO INTERNATIONAL ORGANIZATIONS

National Science Foundation  
 Institute of Museum and Library Services  
 World Press Freedom Committee  
 International Federation of the Red Cross  
 Amnesty International  
 Americans for UNESCO

National Aeronautics and Space Administration  
 The Smithsonian Institution  
 Reporters Without Borders International  
 International Council of Science  
 Rotary International Crescent

UNESCO provides a forum for advancing U.S. commitments to promoting education and literacy for women and girls in developing countries, science diplomacy, press freedom, and cultural heritage. In the education sector, UNESCO has been instrumental in promoting the use of measurable results in literacy and education programs and promoting effective and continuous evaluation of education programs. UNESCO's programs in the natural sciences provide opportunities for the U.S. to work with partners on common goals in the areas of water resource management, tsunami warning and mitigation systems, ocean observation and marine research, and science education and capacity-building. Membership at UNESCO enables the United States to engage fully in the 1972 World Heritage Convention that recognizes and protects the world's outstanding natural and cultural heritage, including 21 World Heritage Sites in the United States. UNESCO's work in calling attention to the killing and jailing of journalists, as well as its efforts to ensure the freedom of the Internet, help focus international scrutiny on those governments which regularly practice media censorship in order to prevent information from reaching their citizens. U.S. companies such as Google, Apple, and Microsoft are partnering with UNESCO to advance core American values including press freedom and access to education.

### Explanation of Estimate

The FY 2013 request provides for the U.S. assessed contribution for calendar year 2012, the first year of the 2012-2013 biennium and reflects no change from calendar year 2012. UNESCO adopted a no growth budget for the 2012-2013 biennium.

Detailed Computation of Estimate	FY 2011 Actual	FY 2012 Estimate	FY 2013 Request
Assessment Against Members (in Euros)	161,725	161,725	161,725
United States % Share	22	22	22
United States Assessment (in Euros)	35,580	35,580	35,580
Approx. Exchange Rate (Euros to \$1)	0.746	0.751	0.74
U.S. Requirement in Dollars	47,725	47,376	48,081
Assessment Against Members (in Dollars)	141,395	141,395	140,395
United States % Share	22	22	22
United States Assessment (in Dollars)	31,107	30,887	30,887
U.S. Requirement in Dollars	78,831	78,263	78,968
Withholding of Assessed Contribution to UNESCO	0	(78,263)	0
Actual U.S. Requirement in Dollars	78,831	0	78,968(1)

(1) The Department of State intends to work with Congress to seek legislation that would provide authority to waive restrictions on paying the U.S. assessed contributions to UNESCO. Should the Congress pass this legislation, this funding is sufficient to cover the FY 2013 UNESCO assessment.

# CONTRIBUTIONS TO INTERNATIONAL ORGANIZATIONS

## Universal Postal Union

Bern, Switzerland

(\$ in thousands)

Computation of Estimate	FY 2011 Actual	FY 2012 Estimate	FY 2013 Request
U.S. Requirements in Dollars	2,485	2,399	2,441

The Universal Postal Union (UPU) sets standards for the worldwide postal system that facilitates exchanges of mail across national borders. The worldwide postal system contributes to economic growth in the United States by facilitating delivery of mail and maintaining affordable postage rates for U.S. mailers. *[Strategic Goal 3 – promote sustainable economic growth]*

UPU promotes measures that improve the security of member state postal services and international exchanges of mail. Security of the international postal network directly benefits other important sectors of the global economy, such as civil aviation. *[Strategic Goal 1 – advance civilian security]*

### Accomplishments and Priorities

Recent accomplishments by UPU include:

- Formed a group of security experts to develop technical standards for postal supply chain security that will assist national postal administrations improve their ability to screen mail.
- Developed standards for the transmission of electronic data on postal items for customs purposes similar to those for commercial items carried by private sector delivery firms.
- Continued work to implement an agreement with the Internet Corporation for Assigned Names and Numbers to create the .post top-level domain. UPU member governments, postal operators, regulators, and private-sector delivery providers and customers will be able to acquire .post domains in order to offer enhanced services and diversify their product portfolios.
- Continued efforts to deploy performance measurement systems for inbound international mail to middle-income countries in addition to systems already in operation in industrialized countries, producing major gains in the speed and quality of international mail service.
- Continued to work towards a compensation system for delivery costs in the destination country for inbound international mail, including a system for classifying postal operators according to their level of development, increasing private sector access to postal delivery markets.

Current and future priorities include:

- Increasing security measures for the international postal network, including deployment of systems to collect data on items of outbound and inbound international mail, and regional training programs for monitoring security levels in postal services worldwide.
- Finalizing work on pilot projects to test the .post top-level domain, and work out procedures for assigning domain names in which the governments of UPU member countries will take part.

## CONTRIBUTIONS TO INTERNATIONAL ORGANIZATIONS

- Pursuing work aimed at improving addressing systems, and the number of citizens that have postal addresses.
- Completing the deployment of postal performance measurement systems to middle income countries, to be followed by roll-out to large developing nations.

### **Management Transparency, Accountability, and Reform**

In 2011, the UPU Council of Administration (CA) adopted proposals to outsource the functions of the UPU Secretariat's ethics officer to another UN specialized agency and the work of its internal auditor to a multinational accounting firm to ensure greater independence and transparency. The CA also approved plans by the Secretariat to seek the services of an ombudsman from an outside source. The Secretariat produced administrative instructions on whistleblower protection and harassment prevention and the CA further instructed it to produce annual reports on personnel issues, which would include information about gender balance and geographical distribution of Secretariat staff.

### **Principal Partners and Benefits**

U.S. Postal Service	U.S. Postal Regulatory Commission
U.S. Department of Commerce	Office of the U.S. Trade Representative
U.S. postal equipment suppliers	U.S. bulk mailers and private courier firms
Transportation Security Administration	U.S. Department of Homeland Security

UPU supports a worldwide postal network that enables delivery of over seven billion pieces of mail annually. Without UPU, the United States would have to conclude bilateral postal agreements with 215 separate postal administrations, resulting in considerably higher international postage rates.

### **Explanation of Estimate**

The FY 2013 request provides for 70 percent of the U.S. assessed contribution to UPU for calendar year 2012, which is deferred from FY 2012, plus 30 percent of the assessed contribution for calendar year 2013. The UPU regular budget is assessed according to contributory units, the U.S. share is 50.

## CONTRIBUTIONS TO INTERNATIONAL ORGANIZATIONS

Detailed Computation of Estimate	FY 2011 Actual	FY 2012 Estimate	FY 2013 Request
Assessment Against Members (in Swiss Francs)	35,439	35,439	35,922
United States % Share	5.784	5.784	5.814
United States Assessment (in Swiss Francs)	2,050	2,050	2,088
English Translation Service	75	75	75
Interest on Arrears	64	64	64
U.S. Requirement (in Swiss Francs)	2,189	2,189	2,227
Approx. Exchange Rate (Swiss Francs to \$1)	0.86	0.922	0.901
U.S. Requirement in Dollars	2,545	2,374	2,472
Fiscal Year 2010 Deferral	1,590	0	0
Fiscal Year 2011 Deferral	(1,651)	1,651	0
Fiscal Year 2012 Deferral	0	(1,626)	1,663
Fiscal Year 2013 Deferral	0	0	(1,694)
U.S. Requirement in Dollars After Deferral	2,485	2,399	2,441



# CONTRIBUTIONS TO INTERNATIONAL ORGANIZATIONS

## World Health Organization

Geneva, Switzerland

(\$ in thousands)

Computation of Estimate	FY 2011 Actual	FY 2012 Estimate	FY 2013 Request
U.S. Requirements in Dollars	109,403	109,403	109,403

The World Health Organization (WHO) sets standards and coordinates international efforts to prevent, control, and eradicate infectious diseases such as pandemic influenza; major killers such as HIV/AIDS, tuberculosis and malaria; and other eradicable diseases such as polio and measles. WHO is increasingly focusing on emerging public health challenges such as non-communicable diseases. WHO conducts technical cooperation programs with health ministries and over 1,200 health-related institutions around the world. WHO establishes standards on drug and food safety, promotes public health best practices and guidelines, and addresses risks to health from smoking, substance abuse, poor diet, and lack of physical activity. All Americans benefit from WHO's efforts to limit the spread of pandemic influenza and other emerging diseases and health threats before they reach U.S. borders. *[Strategic Goal 3 – promote well-being]*

### Accomplishments and Priorities

Recent accomplishments by WHO include:

- Rolled out a new, rapid test for tuberculosis (TB) in over 30 countries in 2011. The test provides accurate diagnoses for patients in about 100 minutes, compared to previous tests that can take up to three months. WHO's endorsement of the test bought an immediate price reduction of 75 percent for developing countries, bringing hope for millions of people who are at the highest risk of TB.
- Continued to monitor infectious outbreaks and released the results of a 2011 expert review and evaluation of WHO's activities during the H1N1 pandemic. The review offered constructive criticisms that will help WHO be better prepared for the next international public health emergency.
- Continued targeted polio immunization activities in several African countries, India, Pakistan, and Afghanistan during 2011, with India making the most progress with no new cases (to date) in 2011.
- Continued to promote the Framework Convention on Tobacco Control, which had been ratified by 174 countries at the end of 2011; the Convention provides a firm basis for nations to enact strong legislation, policies, and concerted action against tobacco.
- Promoted global awareness of non-communicable diseases (NCDs) through the first Global Ministerial Conference on Healthy Lifestyles and Non-Communicable Disease Control, held in Moscow in April 2011; and the September 2011 United Nations High-Level Meeting on the Prevention and Control of NCDs, which adopted a first-ever Political Declaration on the Prevention and Control of NCDs through a coordinated global response to the challenge of NCDs.
- Released a new meningococcal A vaccine in late 2010 through the Meningitis Vaccine Project. The first vaccine designed specifically for Africa, meningococcal A vaccine holds promise to rid a major portion of Africa, stretching from Senegal to Ethiopia, of the primary cause of epidemic meningitis.

## CONTRIBUTIONS TO INTERNATIONAL ORGANIZATIONS

- Continued to promote the safety, quality, and efficacy of medicines, vaccines, and diagnostics through the WHO Prequalification Program, which conducts site visits and evaluations of manufacturers in developing countries such as India and China.
- Continued promotion of malaria control programs, providing updated guidance to countries on best practices for malaria prevention, control, and treatment, and technical assistance in support of the distribution of insecticide-treated mosquito nets to protect over 578 million people in sub-Saharan Africa from 2008 to 2010.
- Continued to support African countries and other developing countries in accelerating progress towards attainment of the Millennium Development Goals related to maternal and newborn health.
- Continued to promote Member State implementation of the International Health Regulations and their development of core competencies, which enable improved global surveillance, reporting, and response to public health events of international concern.

Current and future priorities include:

- Completing the job of polio eradication, which will allow for shifting tens of millions of dollars to other public health needs.
- Preventing an epidemic of H5N1 highly pathogenic avian influenza by continuing to work with countries and other organizations on preparedness plans and applying lessons-learned from the H1N1 pandemic.
- Containing outbreaks of diseases and other public health events of international concern through International Health Regulations that give WHO the authority to make recommendations to counter public health emergencies of international concern.
- Extending disease surveillance capacity through the WHO Global Outbreak Alert and Response Network, linking a large number of partners worldwide for rapid identification and coordinated responses to increased health threats with global impacts.
- Promoting improved access to affordable drugs and protecting drug patents by engaging with member states and the U.S.-based global pharmaceutical industry.
- Continuing to focus on activities that address non-communicable diseases such as cardiovascular diseases, diabetes, chronic respiratory diseases, and cancer, and related risk-factors, reflecting the rise in these diseases in developing countries.

### **Management Transparency, Accountability, and Reform**

In 2011, WHO convened a special session of the Executive Board to address organization-wide reform. The reform agenda focuses efforts on strengthening country offices, promoting collaboration, strategically relocating programs and operations, and improving knowledge management. The organization reform strategy also addresses human resources priorities, such as streamlining of recruitment and selection processes, improving performance management processes, implementing a mobility and rotation framework, and enhancing staff development. WHO has developed a comprehensive and integrated risk management approach for the administrative functions of the Organization, following a pilot phase, which covered the organization's management functions.

## CONTRIBUTIONS TO INTERNATIONAL ORGANIZATIONS

### Principal Partners and Benefits

U.S. Department of Health and Human Services    Office of the U.S. Trade Representative  
 U.S. Agency for International Development        U.S. Food and Drug Administration  
 U.S. pharmaceutical and medical industries      U.S. National Institutes of Health  
 U.S. Centers for Disease Control and Prevention   U.S. Environmental Protection Agency

Addressing the rapid spread of disease across borders requires international cooperation. The U.S. benefits from WHO-sponsored cooperation on vital aspects of global health security, including containment of the HIV/AIDS pandemic, preventing the spread of avian influenza and other emerging diseases, as well as addressing and strengthening biosecurity measures. Continued U.S. support is essential to the effectiveness of WHO's programs. Diminished U.S. participation in a WHO-coordinated global response to a major disease outbreak would significantly impact the ability of the U.S. to protect its citizens both at home and abroad.

### Explanation of Estimate

The FY 2013 request provides for the U.S. assessed contribution to the WHO regular budget for calendar year 2012, the first year of WHO's 2012-2013 biennial budget. For the fifth consecutive year, there is no increase in the assessed budget. The Tax Equalization Fund creates pay parity for staff regardless of whether they are required to pay national income taxes on their WHO salary. All WHO member states receive a credit towards their assessed contribution based on the current sum to their credit in the Tax Equalization Fund. For the U.S. and other member states that require staff members to pay income taxes on their WHO salaries, the credit is adjusted to offset the amount WHO pays to reimburse these staff members for taxes paid.

Detailed Computation of Estimate	FY 2011 Actual	FY 2012 Estimate	FY 2013 Request
Assessment Against Members (in Dollars)	504,420	504,420	504,420
United States % Share	22	22	22
United States Assessment (in Dollars)	110,972	110,972	110,972
Less: Tax Equalization Fund Credit	(1,569)	(1,569)	(1,569)
U.S. Requirement in Dollars	109,403	109,403	109,403

# CONTRIBUTIONS TO INTERNATIONAL ORGANIZATIONS

## World Intellectual Property Organization

Geneva, Switzerland

(\$ in thousands)

Computation of Estimate	FY 2011 Actual	FY 2012 Estimate	FY 2013 Request
U.S. Requirements in Dollars	1,216	1,224	1,264

The World Intellectual Property Organization (WIPO) provides systems for registering and protecting patents, trademarks, and industrial designs internationally. These systems open markets, encourage international investment, and preserve economic benefits for originators of intellectual property (IP). Thousands of U.S. patent and trademark filers depend on WIPO-administered systems for patent and trademark protection around the world every year. Additionally, WIPO provides training and workforce development projects that reinforce international protection of intellectual property rights through legal and judicial reforms in countries around the world. WIPO also provides dispute resolution services that offer litigants an alternative to costly court proceedings. *[Strategic Objective 3 – promote sustainable economic growth and democratic governance]*

### Accomplishments and Priorities

Recent accomplishments by WIPO include:

- Administered approximately 164,300 applications for patent protection under the Patent Cooperation Treaty System in 2010, of which U.S. inventors filed 44,890 applications.
- Received 37,533 applications for trademark protection under the Madrid System in 2010, the latest year for which data was available, of which U.S. businesses filed 3,897 applications.
- Created a public-private consortium of major pharmaceutical companies and NGOs to address neglected tropical diseases, an issue of great interest to the developing world.
- Initiated capacity building projects in developing countries in accordance with the WIPO Development Agenda, including important projects on Technology Transfer and Open Collaboration.
- Invested over \$48 million dollars in development assistance projects, targeting countries with potential markets for economic growth and international investment that would benefit from improved intellectual property infrastructure and increased skill levels.
- Trained thousands of individuals through WIPO's Worldwide Academy during 2010-2011. The training focused on intellectual property rights through on-site and distance learning courses.

Current and future priorities include:

- Conducting a diplomatic conference in Beijing during June 2012 to conclude a treaty on the protection of audiovisual performances. The treaty will fill a gap in the international copyright system and make it easier for American actors to get paid for their work.
- Continuing work on a two-year program on copyright exceptions and limitations to facilitate access to copyrighted works for blind and visually impaired persons.

## CONTRIBUTIONS TO INTERNATIONAL ORGANIZATIONS

- Launching new multimedia public outreach on public health and safety dangers associated with IP infringement, including capacity building workshops in developing countries.
- Further streamlining of WIPO registration services in areas such as patents and trademarks, allowing increased access and cost efficiencies for filers.
- Increasing assistance to developing countries to combat counterfeiting and piracy, and to create a more transparent business environment for U.S. investors.
- Expanding training opportunities through partnerships that expand technical assistance on intellectual property issues, especially in Africa and Asia.

### Management Transparency, Accountability, and Reform

The WIPO Director-General is continuing with several initiatives to stimulate the development of a more responsive, accountable, and service-oriented organizational culture: a new performance management and staff development system; financial disclosure requirements for senior management; the adoption of a Code of Ethics and an ethics officer position; the revision of the contractual framework for staff; complete revision of the Staff Rules and Regulations; and the creation of a customer service strategy and structure.

### Principal Partners and Benefits

U.S. Patent and Trademark Office	U.S. National Association of Broadcasters
U.S. Biotechnology Industry Association	Motion Picture Association of America
U.S. Library of Congress Copyright Office	U.S. International Intellectual Property Alliance
U.S. American Intellectual Property Law Association	
U.S. Pharmaceutical Research and Manufacturing Association	

The protection and enforcement of intellectual property rights is vitally important to the economic interests of thousands of U.S. patent and trademark filers including U.S. manufacturers, innovators, researchers, and the entertainment industry. U.S. representation in WIPO-facilitated negotiations on important issues such as filing requirements or fee amounts benefits U.S. innovators and entrepreneurs by protecting their ability to file for and obtain protection outside the United States.

### Explanation of Estimate

The FY 2013 request provides funding for the U.S. assessed contribution to WIPO for calendar year 2012, the first year of WIPO's 2012-2013 biennial budget. Well over 90 percent of WIPO's gross income comes from fees that WIPO charges applicants for trademark and patent protection.

Detailed Computation of Estimate	FY 2011 Actual	FY 2012 Estimate	FY 2013 Request
Assessment Against Members (in Swiss Francs)	17,237	17,237	17,237
United States % Share	6.611	6.611	6.611
United States Assessment (in Swiss Francs)	1,139	1,139	1,139
Approx. Exchange Rate (Swiss Francs to \$1)	0.937	0.931	0.901
U.S. Requirement in Dollars	1,216	1,224	1,264

# CONTRIBUTIONS TO INTERNATIONAL ORGANIZATIONS

## World Meteorological Organization

Geneva, Switzerland

(\$ in thousands)

Computation of Estimate	FY 2011 Actual	FY 2012 Estimate	FY 2013 Request
U.S. Requirements in Dollars	14,126	14,671	15,686

The World Meteorological Organization (WMO) provides free, real-time, unrestricted exchanges of weather-related data, products, and services that are critical to U.S. economic interests in the agricultural, aviation, shipping, energy, and defense sectors. WMO resources bolster domestic U.S. weather initiatives, including upper air observations for commercial aviation; and the U.S. National Weather Service's National Data Buoy Center. WMO also supports environmental protection efforts by serving as the Secretariat for the United Nations Intergovernmental Panel on Climate Change, the World Climate Research Program, the Global Climate Observing System, and the Group on Earth Observations.

*[Strategic Goal 3 – promote sustainable economic growth]*

WMO facilitates real-time access to weather data, forecasts, and warnings that enable the United States and other nations to predict and prepare for natural disasters resulting from severe weather events. WMO initiatives include early warning systems for flash floods and hurricanes; preparedness and disaster risk reduction activities; and support for the International Dissemination Infrastructure and Emergency Managers Warning Information Network. *[Strategic Goal 4 – support disaster mitigation]*

### Accomplishments and Priorities

Recent WMO accomplishments include:

- Launched an online inventory of socio-economic tools for public policy makers, meteorologists, and emergency planners to help determine areas for future development in optimizing energy costs, monitoring droughts, and mitigating floods.
- Enhanced the global distribution of weather, water, and climate data used for natural disaster warnings, including critical hurricane warnings and bulletins to the United States and the Caribbean.
- Endorsed a U.S. proposal to facilitate international coordination of operational space weather services and data products in advance of the 2012 solar maximum to protect satellites, electric power grids, GPS navigation systems, and mobile phone and internet communication technologies.
- Revised educational standards for aviation forecasters and aviation industry meteorological services which the United States and other nations rely on for domestic and international air travel.
- Urged member states to take action to protect ocean observation platforms from intentional or unintentional damage, including U.S. ocean observing systems that provide critical data for forecasts of tsunamis, severe weather, hurricanes, and daily information needed for the shipping industry.
- Advanced a multi-national effort to develop a Global Framework for Climate Services (GFCS) that will improve access to climate information that the United States and other nations use to make sound health, food security, transportation and water resource management decisions.



# CONTRIBUTIONS TO INTERNATIONAL ORGANIZATIONS

## Organization of American States

Washington, D.C., United States

(\$ in thousands)

Computation of Estimate	FY 2011 Actual	FY 2012 Estimate	FY 2013 Request
U.S. Requirements in Dollars	48,148	49,605	51,093

The Organization of American States (OAS) advances democratic governance through electoral observations and special missions throughout the region, including Haiti, Guatemala, Nicaragua, Colombia, and along the border of Nicaragua and Costa Rica. OAS promotes human rights, including freedom of expression, in countries such as Cuba, Venezuela, Colombia and Nicaragua, through the Inter-American Commission on Human Rights. *[Strategic Goal 3 – promote respect for human rights]*

OAS has facilitated the resolution of armed and political conflicts in numerous Western Hemisphere nations and conducts a wide range of highly respected capacity building and training programs that address security threats related to terrorism, narcotics trafficking, crime, document fraud, smuggling, and small weapons and landmines. *[Strategic Goal 1 – advance civilian security]*

OAS promotes sustainable economic development through the coordination of country-led initiatives focused on: renewable energy, energy efficiency, cleaner production, and sustainable land and forests use. OAS also promotes economic development through programs designed to enhance the productivity and competitiveness of the trade, tourism, science and technology, and small and medium business sectors. *[Strategic Goal 3 – promote sustainable economic growth]*

OAS facilitates programs that improve the lives of citizens in the Hemisphere through programs such as the Inter-American Social Protection Network, which strengthens the capacity of social development agencies to implement social protection programs to eradicate extreme poverty and facilitate greater cross-sectoral cooperation, and the Inter-American Program on Education for Democratic Values, which supports the development of educational programs on democratic citizenship. *[Strategic Goal 3 – promote democratic governance]*

### Accomplishments and Priorities

Recent OAS accomplishments include:

- Combated human trafficking by promoting policies and providing training for consular officials, prosecutors and investigators, plus regional seminars throughout the hemisphere, including Haiti, to enable member states to prevent and combat trafficking in persons.
- Provided stockpile management and destruction assistance to the states of Central America, destroying excess and confiscated firearms, ammunition, and explosives to prevent stockpile leaks and eliminate the dangers posed by aging and volatile explosives.
- Continued providing firearms marking equipment to member states to combat arms trafficking and to assist states to come into compliance with their obligations under the Inter-American Convention Against the Illicit Manufacturing of and Trafficking in Firearms, Ammunition, Explosives, and Other Related Materials.



## CONTRIBUTIONS TO INTERNATIONAL ORGANIZATIONS

- Supported a hemispheric Anti-Corruption Fund to assist member states in fulfilling commitments under the 1996 Inter-American Convention Against Corruption, as well as implementing country specific recommendations via the follow-up mechanism.
- Promoted democracy through numerous Electoral Observation Missions (EOMs) in the hemisphere to include Guatemala, Nicaragua, and Colombia, among others. The EOM in Nicaragua shed light on several irregularities and provided the international community and the Nicaraguan people with important information that will likely lead to improvement of the electoral process.
- Established a Clearinghouse for the Energy and Climate Partnership of the Americas (ECPA) to advance energy sustainability and low-carbon economic growth in the hemisphere, facilitating Ministerial and working-level dialogues on long-term sustainable energy solutions, providing technical assistance to support the commercialization of government-endorsed energy projects.
- Improved measurement capabilities of National Metrology Institutes (NMIs) and increased understanding of the need for a strong measurement and standards infrastructure to facilitate trade and support economic growth and development.
- Hosted a regional workshop in partnership with the Regional Small Business Development Centers (SBDC) of the University of Texas at San Antonio and the Caribbean Export Development Agency, which aims to create a network of sustainable small business assistance networks throughout the Caribbean based on the U.S. Small Business Development Centers model. The newly created network will be linked with existing partner programs in the U.S., Mexico, Colombia, El Salvador and the countries of Central America to share program best practices and to connect their clients with multilateral international trade opportunities.
- Coordinated the meeting of the Inter-American Network of Competitiveness authorities, which provided the venue for the region's government leaders to work in partnership with the private sector, academia, and civil society to improve competitiveness to foster greater economic prosperity. Ministers of Economy gathered to adopt ten competitiveness principles that will be used as benchmarks for achieving the competitiveness goals of the region.
- Coordinated the Nineteenth Inter-American Travel Congress under the theme 'Tourism: A challenge for addressing poverty,' where Tourism Ministers exchanged experiences and the latest practices in the area of sustainable tourism and adopted initiatives to increase the market share of this industry for small- and medium-sized businesses.
- Refined an "early warning system" to monitor the state of democracy in member states and address conflicts and threats to democracy under the Inter-American Democratic Charter.

Current and future priorities include:

- Providing humanitarian aid to Haiti through the Pan-American Development Foundation, including institutional support to the Government of Haiti re-focusing the Inter-American system on Haiti's long-term recovery and reconstruction.
- Continuing to work closely with Haiti and the Dominican Republic's investment promotion agencies in the exchange of best practices to attract investment in Haiti, using a public-private partnership approach in cooperation with OAS Member States.

## CONTRIBUTIONS TO INTERNATIONAL ORGANIZATIONS

- Expanding partnership with the University of Texas at San Antonio, Small Business Administration, Caribbean Export Development Agency, Mexican Association of Centers for the Development of Small Businesses, and the Central American entity responsible for the promotion of micro and small enterprises to support the expansion of the small business development center model across the Caribbean to promote entrepreneurial competitiveness and to help businesses identify new opportunities that bolster job creation and sustainable development.
- As a follow-up to the Fifth Americas Competitiveness Forum, continue to support the Inter-American Competitiveness Network, focusing on institutionalizing a permanent dialogue among high level competitiveness authorities for the adoption of public policies based on the ten competitiveness principles that were approved by the Ministers of Economy.
- Supporting member state efforts to use intellectual property to promote creativity, innovation, and differentiation of distinctive products, origin, traditions and culture through workshops covering countries in South America.
- Continuing to deploy special democracy practitioner teams, stringent electoral observation mission standards, and electoral protocols to assess the democratic status of elections in states where democracy faces threats from the growing presence of alternate concepts such as the “participatory democracy” advocated by Venezuela and Bolivia.
- Continuing engagement to consolidate democratic gains made in Colombia and strengthen civil registries and voter rolls in Haiti, the Eastern Caribbean, Paraguay, El Salvador and other member states.
- Supporting appropriate responses to threats on freedom of expression and abuses by governments, particularly in states such as Venezuela, Bolivia, Ecuador, and Cuba, where OAS will remain a strong voice for democratic transition.
- Continuing to address the political dimensions of corruption that weaken democracy through workshops for newly-elected legislators, draft model legislation, and civil society strengthening.
- Continuing to support ongoing mine clearance efforts in Colombia, which reduce the threat to civilian populations from landmines and explosive remnants of war.
- Addressing cyber security and cyber crime through the OAS Cyber Security Initiative, which combines the efforts of Inter-American Committee against Terrorism, the meetings of Justice or other Ministers or Attorneys General of the Americas, and the Inter-American Telecommunications Commission to assist member states in establishing Cyber Security Incident Response Teams, combating cyber crime, and cooperating on regulatory matters.

### **Management Transparency, Accountability, and Reform**

OAS has established a Working Group on the Review of OAS Programs to assess OAS programs, general standards, budget, income sources, and mandates. OAS is continuing its work to institute a results-based budget based on a thorough review of priorities of Member States with a view to demonstrate results, modify the indirect cost policy, and address building repairs, fundraising, and related human resource issues.

## CONTRIBUTIONS TO INTERNATIONAL ORGANIZATIONS

### Principal Partners and Benefits

U.S. Department of Defense U.S. Department of Commerce U.S. Department of Energy Office of National Drug Control Policy Consumer Product Safety Commission U.S. Agency for International Development Federal Trade Commission U.S. Department of Labor Inter-American Development Bank Amnesty International	U.S. Department of Homeland Security U.S. Department of Education Office of the U.S. Trade Representative U.S. Department of Justice U.S. Electoral Assistance Commission U.S. Department of the Interior U.S. Department of Health and Human Services World Bank African Union Human Rights Watch
---	---

OAS enables the United States to pursue policy goals by engaging with the Summit of the Americas process and the Inter-American system. U.S. policy strives for an inter-American community where all governments are elected democratically and where all people have equal access to opportunity for economic and social advancement. OAS provides a forum for the United States to work with partners who share the determination to deliver the benefits of democracy. OAS relies on the United States for almost sixty percent of its assessed budget and the ability to make payroll at its Washington D.C. headquarters.

### Explanation of Estimate

The U.S. pays its assessed contributions to OAS in quarterly installments. The FY 2013 request provides for one quarter of the U.S. assessed contribution for calendar year 2012, plus three quarters of the assessed contribution for calendar year 2013. The FY 2013 request reflects a three percent increase in the OAS budget for inflationary cost increases and increased staff costs.

Detailed Computation of Estimate	FY 2011 Actual	FY 2012 Estimate	FY 2013 Request
Assessment Against Members (in Dollars)	81,575	84,023	86,545
United States % Share	59.47	59.47	59.47
United States Assessment (in Dollars)	48,513	49,968	51,468
Fiscal Year 2010 Deferral	11,763	0	0
Fiscal Year 2011 Deferral	(12,128)	12,128	0
Fiscal Year 2012 Deferral	0	(12,492)	12,492
Fiscal Year 2013 Deferral	0	0	(12,867)
U.S. Requirement in Dollars After Deferral	48,148	49,605	51,093

# CONTRIBUTIONS TO INTERNATIONAL ORGANIZATIONS

## Pan American Health Organization

Washington, D.C., United States

(\$ in thousands)

Computation of Estimate	FY 2011 Actual	FY 2012 Estimate	FY 2013 Request
U.S. Requirements in Dollars	60,503	63,094	65,686

The Pan American Health Organization (PAHO) leads regional public health efforts to address communicable diseases such as malaria, HIV/AIDS, tuberculosis, measles, rubella, dengue fever, pandemic influenza, and non-communicable diseases that are the major cause of death and disease in the Americas. PAHO partners with member states on a range of public health matters, and increases access of poor and vulnerable groups to quality healthcare. Healthcare inequities within and among countries are greater in the Americas than in any other part of the world. The United States benefits from PAHO's efforts to contain diseases before they reach U.S. borders. *[Strategic Goal 3 – promote well-being]*

### Accomplishments and Priorities

Recent accomplishments by PAHO include:

- Engaged with countries throughout the Western Hemisphere in 2011 on addressing non-communicable diseases such as cancer, diabetes, and cardiovascular and chronic lung diseases and their related risk-factors.
- Collaborated closely with the United Nations and World Health Organization at the United Nations High-Level Meeting on the Prevention and Control of Non-Communicable Diseases (NCDs) in September 2011, which adopted a first-ever Political Declaration on the Prevention and Control of NCDs through a coordinated global response to the challenge of NCDs.
- Enhanced disaster preparedness during 2011 by promoting “healthy spaces” that protect children and workers from exposure to environmental risks including contaminated water and untreated waste, infestations of mosquitoes, exposures to industrial and agricultural chemicals, and vulnerabilities to natural and manmade disasters.
- Provided technical cooperation during 2011 to help member countries implement tobacco control measures recommended in the WHO Framework Convention on Tobacco Control (FCTC).
- Released an assessment on lessons learned from the Haiti earthquake and cholera epidemic of 2010, with the aim to improve the health sector’s response in major disasters in the future.
- Began implementation of a “Safe Hospitals” initiative with the goal to improve the safety of health facilities and services in disasters.
- Supported efforts by food safety regulatory agencies on planning and policymaking, legislation and advocacy, human resources training, adaptation and implementation of standards, and research on malnutrition and food-borne illness.
- Achieved a coverage rate of over 95 percent for vaccine-preventable diseases, thus reducing the mortality and morbidity of such diseases throughout the hemisphere.

## CONTRIBUTIONS TO INTERNATIONAL ORGANIZATIONS

- Coordinated the Americas response to the H1N1 outbreak, which originated in Mexico, ensuring close collaboration with all affected countries, as well as facilitating member country access to the donated H1N1 vaccine. PAHO mobilized interdisciplinary teams of experts to provide technical assistance to affected countries throughout the region.
- Improved member states' national preparedness and response plans for pandemic influenza and provided assistance with implementation of the WHO International Health Regulations.
- Expanded coverage efforts to combat tuberculosis to more than 85 percent region-wide, using directly-observed short course-coverage treatment techniques and assisting with collaborative activities to address HIV/TB in 12 countries.
- Managed a revolving fund for vaccine and other procurements used by a majority of countries in the region to facilitate cost-effective bulk purchasing of essential vaccines, medicines, and other medical commodities.
- Continued to reduce maternal mortality and increase child survival rates in the region through the application of best practices on maternal and child health.
- Strengthened the institutional capacity of eight countries to control malaria within their borders.

Current and future priorities include:

- Continuing immunization strategies to eradicate measles, eliminate rubella and congenital rubella syndrome, introduce new and underutilized vaccines, and achieve and maintain a region-wide coverage rate of 95 percent or more for all vaccines.
- Increasing efforts to address non-communicable diseases such as cancer, diabetes, and cardiovascular and chronic lung diseases and their related risk-factors, which account for almost 60 percent of mortality in the Americas.
- Engaging with host governments, primarily health ministries, to guide policy formulation and implementation, increase disease surveillance, and gather data for evidence-based policies and engagement on a range of technical issues.
- Strengthening health systems, ensuring sufficient and adequately trained health personnel in countries throughout the hemisphere, and increasing efforts to incorporate new population groups into national systems for health protection.
- Improving nutrition and food security, especially for children and pregnant women, and harmonizing laws and regulations on food safety.

### **Management Transparency, Accountability, and Reform**

PAHO has focused on strengthening its ethics office, which provides guidance, advice, and training to staff, and is also responsible for investigating alleged misconduct, harassment, and violations of the organization's Code of Ethical Principles and Conduct. The ethics office also acts as the coordinator for PAHO's Integrity and Conflict Management System, oversees the Ethics Help Line, and serves on the Standing Committee on Asset Protection and Loss Prevention. In addition, the Director has initiated

## CONTRIBUTIONS TO INTERNATIONAL ORGANIZATIONS

changes to the criteria for selecting a chair for the Board of Appeal, which resulted from a comprehensive review of PAHO's Integrity and Conflict Management System.

### Principal Partners and Benefits

U.S. Department of Health and Human Services  
 U.S. Agency for International Development  
 U.S.-based pharmaceutical and medical industries

U.S. participation in PAHO recognizes the political, health, and humanitarian objectives and interests the U.S. has in collaborating with its neighbors on health matters, as well as the direct benefits to the U.S. of greater protection against infectious diseases throughout the region. PAHO relies on the U.S. assessed contribution for 60 percent of its regular budget. Diminished U.S. support could have a crippling impact on the organization financially and politically.

### Explanation of Estimate

The U.S. pays its assessed contributions to PAHO in quarterly installments. The FY 2013 request provides funding for two quarterly payments for calendar year 2012 and two quarterly payments for calendar year 2013. The request also provides for the PAHO Tax Equalization Fund, which reimburses U.S. staff members who pay national income taxes on their PAHO earnings. Reimbursement of employees' income taxes creates pay parity between employees from nations that levy taxes on income from international organizations (which includes the U.S.) and nations that do not. The Tax Equalization Fund is an alternative to tax reimbursement agreements in place at many other international organizations.

Detailed Computation of Estimate	FY 2011 Actual	FY 2012 Estimate	FY 2013 Request
Assessment Against Members (in Dollars)	93,200	96,200	96,200
United States % Share	59.445	59.445	59.445
United States Assessment (in Dollars)	55,403	57,186	57,186
Tax Equalization Fund	5,100	8,500	8,500
U.S. Requirement in Dollars	60,503	65,686	65,686
Fiscal Year 2010 Deferral	30,251	0	0
Fiscal Year 2011 Deferral	(30,251)	30,251	0
Fiscal Year 2012 Deferral	0	(32,843)	32,843
Fiscal Year 2013 Deferral	0	0	(32,843)
U.S. Requirement in Dollars After Deferral	60,503	63,094	65,686

# CONTRIBUTIONS TO INTERNATIONAL ORGANIZATIONS

## Inter-American Institute for Cooperation on Agriculture

San Jose, Costa Rica

(\$ in thousands)

Computation of Estimate	FY 2011 Actual	FY 2012 Estimate	FY 2013 Request
U.S. Requirements in Dollars	16,359	16,360	16,360

The Inter-American Institute for Cooperation on Agriculture (IICA) promotes sustainable agriculture and rural development through technical cooperation, innovation, and specialized knowledge. IICA supports the development of science-based agricultural policies and provides technical cooperation in priority areas such as adaptation to climate change, biotechnology, food security, food safety, rural development, and support for women farmers. The United States benefits directly and indirectly from IICA's ability to influence agricultural issues in the hemisphere in such areas as trade and food safety. [*Strategic Goal 3 – promote sustainable economic growth*]

IICA supports the capacity of the agriculture sector in the Western Hemisphere to advance sustainable development and improve the lives of citizens in the hemisphere, including contributing to food security, rural development, food safety, and participation of women in agriculture. [*Strategic Goal 3 – promote well-being*]

### Accomplishments and Priorities

Recent accomplishments by IICA include:

- Continued strengthening institutional capacity in Latin American and Caribbean countries to implement food safety and animal and plant health standards (sanitary and phyto-sanitary or SPS standards) that are consistent with the World Trade Organization's SPS Agreement governing when nations may establish regulations that are stricter than international standards without contradicting their free-trade commitments.
- Strengthened cooperation with the World Trade Organization's SPS Committee, the World Health Organization, *Codex Alimentarius*, IPPC, various USDA agencies, Universities and Centers of excellence in the United States addressing sanitary and phytosanitary issues and food safety.
- Continued support for the implementation of the Biosafety Protocol in Latin American and Caribbean countries. The Biosafety Protocol aims to ensure the safe handling and use of living modified organisms that may have an effect on biological diversity.
- Supported capacity building and institutional strengthening for biotechnology and biosafety in Costa Rica, Bolivia, and Chile.
- Continued to work with the UN World Food Program (WFP) to implement the Purchase for Progress Program in Guatemala, Honduras and Nicaragua, helping farmers in these countries to participate in WFP's procurement program for purchasing staple food.
- Formulated and negotiated several projects for competitive agriculture in the Northern, Central, Andean and Southern Regions through networks for technological innovation, and strengthened

## CONTRIBUTIONS TO INTERNATIONAL ORGANIZATIONS

relationships with the Consultative Group on International Agricultural Research, which promotes agricultural research related to sustainable development worldwide.

- Continued the promotion of technological innovations to improve productivity of small and medium-size farmers. Strengthened mechanisms for information and knowledge exchange. Advanced the development of frameworks and institutional capacities to promote linking small producers to markets.
- Participated in a project for climate change adaptation and mitigation that includes Mexico, Central America, Colombia and Dominican Republic.
- Served as the technical secretariat of the Market Information Organization of the Americas, to provide timely agricultural market information to member states.
- Reduced internal costs and made more efficient use of its resources and capacities and improved administrative, financial, and support systems to enhance technical cooperation programs.
- Fostered alliances with key strategic partners (e.g. CGIAR, FAO, ECLAC) to develop complementary technical cooperation programs and avoid duplication of efforts.
- Administered \$155 million in externally funded projects and signed approximately 200 agreements with other organizations.
- Launched the General Directorate's Competitive Fund which resulted in 17 proposals selected totaling \$1.3 million.
- Advanced the creation of the Virtual School for Food Inspectors for Central America and Dominican Republic.

Current and future priorities include:

- Continue strengthening national capacities and institutional and regulatory frameworks for development and safe use of biotechnology to improve productivity and competitiveness and sustainable use of genetic resources.
- Continue supporting implementation of the U.S. Feed the Future Initiative in Guatemala, Honduras and Nicaragua, and regionally as it expands.
- Promoting and developing methods for regional research and innovation networks focusing on agriculture adaptation to climate change.
- Promoting, in cooperation with USDA, the effective participation of the LAC countries in international forums on SPS, with particular emphasis on the *Codex Alimentarius*.
- Contributing to the Sixth Summit of the Americas with the paper "Food Security and Agriculture in Small and Medium Scale in Latin America and the Caribbean".
- Promoting harmonization of national and regional food safety regulations with international standards. Promoting regional harmonization of food inspection protocols to facilitate trade.



## CONTRIBUTIONS TO INTERNATIONAL ORGANIZATIONS

- Strengthening capacities among regional animal and plant health organizations for disease and pests' prevention and control.
- Supporting design, implementation, and evaluation of national agricultural innovation systems, and assist in designing policies and strategies for improving agricultural research and extension services.

### Principal Partners and Benefits

U.S. Department of Agriculture	Organization of American States (OAS)
Inter-American Development Bank	Pan American Health Organization (PAHO)
Office of the U.S. Trade Representative	World Food Program
UN Food and Agriculture Organization	World Bank
International Food Policy Research Institute	Agency for International Development (USAID)
International Fund for Agriculture Development	various U.S. universities

U.S. leadership is vital to the success of IICA's technical cooperation programs. The United States participates in all governing body meetings including the biennial Inter-American Board of Agriculture comprised of its Member Country Ministers of Agriculture. IICA's on-going operations are directly tied to U.S. participation and annual assessed contributions, which provide nearly sixty percent of the organization's regular operating budget. Diminished U.S. support would significantly compromise IICA's ability to operate at current levels.

### Explanation of Estimate

The United States pays its assessed (quota) contributions to IICA in quarterly installments. The FY 2013 request provides for one quarter of the U.S. assessed contribution for calendar year 2012 plus three quarters of the assessed contribution for calendar year 2013. No increase in the assessed budget is projected in 2013.

Detailed Computation of Estimate	FY 2011 Actual	FY 2012 Estimate	FY 2013 Request
Assessment Against Members (in Dollars)	27,509	27,509	27,510
United States % Share	59.47	59.47	59.47
United States Assessment (in Dollars)	16,359	16,360	16,360
Fiscal Year 2010 Deferral	4,090	0	0
Fiscal Year 2011 Deferral	(4,090)	4,090	0
Fiscal Year 2012 Deferral	0	(4,090)	4,090
Fiscal Year 2013 Deferral	0	0	(4,090)
U.S. Requirement in Dollars After Deferral	16,359	16,360	16,360

## CONTRIBUTIONS TO INTERNATIONAL ORGANIZATIONS

### Pan American Institute of Geography and History

Mexico City, Mexico

(\$ in thousands)

Computation of Estimate	FY 2011 Actual	FY 2012 Estimate	FY 2013 Request
U.S. Requirements in Dollars	324	324	324

The Pan American Institute of Geography and History (PAIGH) coordinates cartographical, geographical, historical, and geophysical studies used for a variety of purposes from natural disaster preparedness to defining disputed borders, including borders between Guatemala and Belize, and Honduras and El Salvador. PAIGH's PanAmerican Agenda 2010-2020 promotes capacity building for disaster risk reduction and climate change sustainability in the Americas. *[Strategic Goal 4 – support disaster mitigation]*

PAIGH promotes and stimulates cooperation among the specialized institutions of the Americas, serving as a forum for information exchange and providing training in sustainable development, urban planning, and environmental management. The United States benefits from improved access to cartographic, geospatial, and environmental monitoring data for the Americas. *[Strategic Goal 3 – promote sustainable economic growth]*

#### Accomplishments and Priorities

Recent accomplishments by PAIGH include:

- Established the web based Pan-American Professional Network for sharing research news, technological advances, and conference notices between professionals in geography, cartography, history, and geophysics within the Americas.
- Created a Pan-American laboratory, in collaboration with the Mexican Meteorological Institute and the National Oceanic and Atmospheric Administration, for tracking natural disasters, the first major ongoing activity to track and map on a daily basis smoke and fire plumes in Mexico, Central America, and southern United States.
- Conducted Central American cross border spatial data integration participatory based workshops to harmonize regional geospatial base data layers for public access and increase Central American regional collaboration for disaster management and climate change monitoring initiatives.
- Provided capacity training, in collaboration with the International Hydrographic Organization, to Haiti's Hydrographic and Oceanographic Institute for nautical charting and coastal monitoring.
- Designed and delivered a symposium on natural disaster response preparation using advanced geospatial technologies that was conducted in Panama City, Panama, in conjunction with the Joint Technical Meetings of the Institute.
- Developed and funded a project to replace critical historical archives in Haiti damaged by the earthquake by replicating them for other archives around with World and providing new information technology and training to the Haitian archives.

## CONTRIBUTIONS TO INTERNATIONAL ORGANIZATIONS

Ongoing activities and current priorities:

- Supporting technological advancements related to web portals and geospatial data applications related to natural disaster planning and environmental management for South America through the GEOSUR program.
- Promoting development of Geographic Names programs and methodologies within Latin American nations and supporting standardization of geospatial data documentation in Latin America.
- Providing analysis of final results of a geospatial survey documenting the level of National Spatial Data Infrastructure, Global Map geospatial activities, and geospatial data availability within the Americas.
- Coordinating Transboundary Amazon Basin cross border geospatial data integration workshop to mitigate environmental challenges in the Brazilian and Peruvian Amazon
- In collaboration with Mexico, supporting the improvement of drought monitoring in Northern Mexico and the Pacific South West by installing a network of GPS stations to monitor water vapor and precipitation estimates from satellite imagery.

### Principal Partners and Benefits

U.S. National Geospatial-Intelligence Agency	U.S. Geological Survey
U.S. National Oceanic and Atmospheric Admin.	U.S. Census Bureau
U.S. Library of Congress	U.S. public and private universities
Smithsonian Institution	U.S. Department of Defense
International Cartographic Association	American Geographical Society
Inter-American Biodiversity Information Network	Association of American Geographers

PAIGH's ongoing operations rely heavily on U.S. annual financial contributions and participation in the management of the organization. The United States provides nearly 60 percent of PAIGH's operating budget. In addition to financial contributions, U.S. agencies, universities, and private organizations that participate in PAIGH make in-kind contributions of personnel and materials.

### Explanation of Estimate

This request provides for the U.S. assessed contribution to PAIGH for calendar year 2013. The request does not anticipate an increase in the assessed budget for 2013.

Detailed Computation of Estimate	FY 2011 Actual	FY 2012 Estimate	FY 2013 Request
Assessment Against Members (in Dollars)	563	563	563
United States % Share	57.59	57.59	57.59
United States Assessment (in Dollars)	324	324	324

# CONTRIBUTIONS TO INTERNATIONAL ORGANIZATIONS

## Organization for Economic Cooperation and Development

Paris, France

(\$ in thousands)

Computation of Estimate	FY 2011 Actual	FY 2012 Estimate	FY 2013 Request
U.S. Requirements in Dollars	85,527	83,818	85,147

The Organization for Economic Cooperation and Development (OECD) promotes economic growth through market-oriented reforms, more efficient uses of resources, and better governance in thirty-three member states and more than 70 non-member countries. As a policy forum and source of highly valued statistics, OECD develops best practices and disciplines, and coordinates a broad spectrum of economic, social, and scientific policies. *[Strategic Goal 3 – promote sustainable economic growth]*

OECD assesses the integrity of international financial systems and provides guidance to members on improvements that help counter the abuse of financial systems by terrorists and criminals. OECD's efforts are helping to prevent terrorist financing, money laundering, and intellectual property infringement, saving U.S. companies millions of dollars. *[Strategic Goal 3 – advance civilian security]*

OECD has developed initiatives to promote governance capacity in developing countries, including an Anti-Bribery Convention and good corporate governance principles that help reduce bribery and ensure sound management and the integrity of corporations, financial institutions, and markets. U.S. businesses and financial institutions benefit from OECD's work to promote free markets, economic growth, and financial stability. *[Strategic Goal 3 – promote democratic governance]*

### Accomplishments and Priorities

Recent accomplishments by OECD include:

- Committed to making 100 percent of its data freely available in an open format by mid-2015, consistent with the Open Government Partnership.
- Approved the Recommendation on Principles for Internet Policy Making in December 2011. This decision helps to ensure that the Internet will remain open and unrestricted.
- Expanded and reformulated the Global Forum on Transparency and Exchange of Information for Tax Purposes. The newly reconstituted forum works with member jurisdictions to fight tax fraud by implementing and strengthening information exchange agreements and transparency, helping the United States and other jurisdictions to enforce their tax laws.
- Supported the Group of 20 (G20) through work on the Global Forum on Tax, fossil fuel subsidies, and the Anti-Bribery Convention. OECD has led or participated in a number of efforts that have helped shape key global issues and influence G20 activities. For example, its work on the impact of fossil fuel subsidies supported the G20 Leaders' pledge to phase out inefficient fossil fuel subsidies.
- Increased the level of U.S. exports by at least \$1 billion annually and provided over \$800 million in annual savings to U.S. taxpayers through Export Credit and Tied Aid rules.

## CONTRIBUTIONS TO INTERNATIONAL ORGANIZATIONS

- Developed and promoted policies and recommendations that contribute to the reduction of money laundering and terrorist financing through the Financial Action Task Force.
- Strengthened anti-corruption efforts by making information on prosecutions by country publically available, increasing accountability and helping companies prevent and detect bribery through the Good Practice Guidance on Internal Controls, Ethics, and Compliance.
- Promoted clean energy through the development of roadmaps for specific low-carbon technologies.
- Continued to engage with more than 70 non-member countries, including Russia, China, India, Brazil, Ukraine, Egypt, and Jordan, providing important advice to reformers in each country aimed at strengthening market forces and improving governance, thereby enhancing conditions for global economic growth.
- Expanded OECD's membership –Russia is currently working through the accession process; thereby encouraging Russia to make domestic reforms and become a more responsible international actor.
- Undertook a regulatory reform project in Indonesia similar to the one that was done in China and India. The review aimed to reform or eliminate regulations that raise unnecessary obstacles to competition, innovation, trade and growth. OECD has already completed regulatory reform assessments of 22 OECD countries, plus Russia.

Current and future priorities include:

- Continuing to advise transition countries such as Egypt, Colombia, and Ukraine that are in the process of building healthy market economies, strengthening economic institutions, and improving their standards of governance; directly supporting U.S. economic and foreign policy.
- Conducting systematic outreach to major emerging economies in Brazil, China, India, Russia, and South Africa that exposes them to the OECD's "best practices" and supports a "rules-based" international economy.
- Developing recommendations to respond to the global financial crisis, focusing on policies that will promote open economies and foster long-term sustainable growth.
- Revising the Principles of Corporate Governance. These principles are used worldwide to help ensure appropriate management and integrity of corporations, financial institutions, and markets.
- Continuing work on the Middle East North Africa (MENA) initiative for good governance and investment for development, involving creation of regional networks of policy officials that advance the development of national reform agendas in areas such as budget, integrity in the civil service, investment policy, taxation, and judicial reform.
- Promoting women's economic entrepreneurship in the region through the MENA-OECD Women's Business Forum and helping fulfill President Obama's commitments from the April 2010 Summit on Entrepreneurship. The OECD's new U.S. driven Gender Initiative will provide business and policy makers with comparative information to help diminish gender disparities.

## CONTRIBUTIONS TO INTERNATIONAL ORGANIZATIONS

- Continuing work on information security and methods for coping with man-made and natural disasters by partnering with other organizations to improve the security of transportation systems, notably maritime and container transports.

### Management Transparency, Accountability, and Reform

In November 2011, the OECD Council approved a new expatriation allowance scheme for new hires with effect from January 1, 2012. The new expatriation allowance scheme brings NATO in line with compensation practices in the private sector and will result in significant cost savings over the long term.

### Principal Partners and Benefits

U.S. Department of Treasury	U.S. Department of Commerce
U.S. Department of Health and Human Services	U.S. Department of Agriculture
U.S. Department of Labor	U.S. Department of Education
U.S. Department of Housing and Urban Development	U.S. Department of Energy
U.S. Agency for International Development	U.S. Environmental Protection Agency
Office of the U.S. Trade Representative	Federal Communications Commission
U.S. Federal Trade Commission	U.S. Federal Reserve
U.S. Council of Economic Advisers	U.S. Council on Environmental Quality
International Monetary Fund and World Bank	Regional Development Banks
United States Council for International Business	Transparency International

OECD traces its roots to the Marshall Plan and was chartered in its present form in 1961 as an economic counterpart to NATO. The current mission of OECD is particularly valuable in areas of economic and social policy that require multilateral cooperation. Limited participation in OECD would very likely lead to negative consequences for U.S. economic policy, multilateral engagements and agreements, impacting U.S. citizens and companies as well as global stability and economic prosperity.

### Explanation of Estimate

The FY 2013 request provides for the U.S. assessed contribution to OECD for calendar year 2012, the second year of OECD's 2011-2012 biennial budget. The decrease in the U.S. assessed contribution over the previous biennium is due primarily to the completion of the OECD headquarters renovation in CY 2009 and the shrinking of the U.S. percentage share of total assessed contributions. Reform of the OECD's financing structure in 2008 is expected to reduce the U.S. share of assessed contributions from 25 percent to below 20 percent through 2018.

Detailed Computation of Estimate	FY 2011 Actual	FY 2012 Estimate	FY 2013 Request
Assessment Against Members (in Euros)	170,102	183,048	188,425
United States % Share	23.865	22.253	21.68
United States Assessment (in Euros)	40,595	40,723	40,851
Less: Prior Year Credit/Surplus	(36)	0	0
United States Assessment - Part II	9,767	9,772	9,772
Fiscal Adjustment	64	(259)	65
Pension Capitalization Funding	12,274	12,380	12,321

## CONTRIBUTIONS TO INTERNATIONAL ORGANIZATIONS

Detailed Computation of Estimate	FY 2011 Actual	FY 2012 Estimate	FY 2013 Request
U.S. Requirement (in Euros)	62,666	62,617	63,009
Approx. Exchange Rate (Euros to \$1)	0.733	0.747	0.74
U.S. Requirement in Dollars	85,527	83,818	85,147

# CONTRIBUTIONS TO INTERNATIONAL ORGANIZATIONS

## North Atlantic Treaty Organization

Brussels, Belgium

(\$ in thousands)

Computation of Estimate	FY 2011 Actual	FY 2012 Estimate	FY 2013 Request
U.S. Requirements in Dollars	79,712	82,368	68,780

The North Atlantic Treaty Organization (NATO) facilitates political-military strategy between North America and Europe. As the principal U.S. military alliance, NATO enables the United States to respond jointly with its allies and partners to threats to international stability and security. This partnership is currently supporting U.S. strategic objectives in Afghanistan, where NATO is commanding the International Security Assistance Force. NATO also provides training and support for national armed forces in nations engaged in or emerging from conflict. *[Strategic Goal 1 – advance civilian security]*

NATO promotes shared values of freedom and democracy among its members and partners. Nations aspiring to join NATO must meet NATO's performance-based standards, which include free and fair elections, judicial independence, respect for human rights, an independent media, and measures to control corruption. *[Strategic Goal 3 – promote democratic governance]*

NATO has developed the capacity to deploy rapid relief in response to natural disasters. NATO has participated in recent efforts to provide assistance to Pakistani flood and earthquake victims. *[Strategic Goal 4 – support disaster mitigation]*

### Accomplishments and Priorities

Recent accomplishments by NATO include:

- Rapidly approved and established Operation Unified Protector to protect Libyan civilians and enforce a No Fly Zone and Arms Embargo, in fulfillment of United Nations Security Council Resolutions (UNSCRs) 1970 and 1973. NATO took over primary responsibility from the United States for enforcing the UNSCRs and distribute the burden among a coalition of Allies and partners. NATO concluded the operation after the interim Libya authorities and anti-Qadhafi forces had successfully removed from power the regime threatening civilians.
- Deployed over 130,000 soldiers from 50 countries under NATO command in Afghanistan, demonstrating an enhanced security posture and the shared commitment of NATO member and partner states to assist the Afghan government in ensuring the country does not again become a haven for terrorists.
- Significantly expanded and focused a NATO Training Mission to build professional and capable Afghan Army and police units, while launching the process of transition to full responsibility for Afghan forces for security country-wide by the end of 2014.
- Successfully concluded its training mission for Iraqi military and national police officers and non-commissioned officers, and built the foundations for a lasting partnership with Iraq.
- Maintained a military presence to advance peace and stability in the Balkans, most notably in Kosovo and Bosnia. NATO also maintained a presence in the Mediterranean and off the Horn of Africa, and provided assistance to the African Union.



## CONTRIBUTIONS TO INTERNATIONAL ORGANIZATIONS

- Engaged with Russia through the NATO-Russia Council on a range of common threats and concerns, such as terrorism, critical infrastructure protection, and Central Asian and Afghan narcotics, resulting in Russian support for International Security Assistance Force stabilization activities in Afghanistan, while also pushing Russia to conduct its foreign and defense policies in keeping with international principles and commitments.
- Led a multilateral effort to respond to the Russian Federation's suspension of its Conventional Armed Forces in Europe (CFE) Treaty obligations, by unifying Allies around a common approach of curtailing their own obligations with respect to Russia while remaining committed to conventional arms control in Europe.
- The new NATO headquarters project is well underway, with construction started in October 2010 and completion currently projected for 2015.

Current and future priorities include:

- Strengthening and transforming NATO's military and operational capabilities, to include increased flexibility, access to common funding for operations, and a fully functional rapid response and special operations capability.
- Keeping NATO's door open to all European democracies that share the values of the Alliance, are willing and able to assume the responsibilities and obligations of membership, are in a position to further the principles of NATO, and whose inclusion can contribute to the security of the North Atlantic area.
- Assisting other non-NATO member countries in promoting security and stability in the region and beyond.
- Reinvesting NATO-led International Security Assistance Force troops from areas of Afghanistan, completing the process of transition into areas and functions still needed to build Afghan security forces capacity, while encouraging the international community to provide resources and sustainment, and additional technical assistance and training to the Government of Afghanistan.
- Building a lasting partnership with Iraq that capitalizes on NATO's successful training mission in Iraq and providing additional NATO training centers in the Middle East and Africa.
- Enhancing NATO's cooperation with Middle East partners through the Mediterranean Dialogue and Istanbul Cooperative Initiative.
- Supporting continuing stability and democracy building and defense reform in the Balkans, including liaison offices in Serbia, Macedonia, and Bosnia.
- Continuing to urge Allies to make use of NATO as a forum for transatlantic strategic dialogue on matters such as Iran, China, North Korea, Africa, and energy security via special sessions reinforced by senior officials from capitals.
- Preparing for the successful conclusion by the end of 2014 of the process to transition full responsibility for security across Afghanistan to Afghan National Security Forces, while laying the groundwork for a post-2014 NATO and U.S. enduring partnership and training and advising mission.

## CONTRIBUTIONS TO INTERNATIONAL ORGANIZATIONS

- Deterring pirate activity off the Coast of Somalia through at-sea counter-piracy operations and building capacity in local structures.

### Management Transparency, Accountability, and Reform

In July 2011, the North Atlantic Council approved a new expatriation allowance scheme for new hires with effect from January 2012. The new expatriation allowance scheme brings NATO in line with compensation practices in the private sector and will result in significant cost savings over the long term.

### Principal Partners and Benefits

U.S. Department of Defense  
U.S. National Security Council  
German Marshall Fund

U.S. Department of Homeland Security  
United States Atlantic Council  
U.S. aerospace and defense firms

Article 5 of the North Atlantic Treaty provides for collective defense in the event of an attack against one Ally. Membership in NATO provides access to the support and resources of many of the most potent military and intelligence assets in the world, as well as a forum in which to engage European allies in sharing the financial, military, and political burden of maintaining international peace and stability.

### Explanation of Estimate

The FY 2013 request provides for the U.S. assessed contribution for calendar year 2013. The request anticipates a 6 percent increase in 2013 to support continued implementation of a new NATO Strategic Concept and ongoing headquarters reform initiatives.

Detailed Computation of Estimate	FY 2011 Actual	FY 2012 Estimate	FY 2013 Request
Assessment Against Members (in Euros)	202,321	213,588	226,403
United States % Share	21.739	21.739	21.739
United States Assessment (in Euros)	42,183	46,433	49,219
Less: Credit for USG Employees on Loan to NATO	(1,800)	(1,800)	(1,800)
NATO Headquarters Project	13,700	0	0
U.S. Requirement (in Euros)	54,083	44,633	47,419
Approx. Exchange Rate (Euros to \$1)	0.721	0.751	0.74
U.S. Requirement in Dollars	75,017	59,431	64,080
Direct Cost of USG Employees on Loan to NATO	4,695	4,695	4,700
Total U.S. Requirement in Dollars	79,712	64,126	68,780
Fiscal Year 2010 Deferral	18,242	0	0
Fiscal Year 2011 Deferral	(18,242)	18,242	0
Fiscal Year 2012 Deferral	0	0	0
Fiscal Year 2013 Deferral	0	0	0
U.S. Requirement in Dollars After Deferral	79,712	82,368	68,780

# CONTRIBUTIONS TO INTERNATIONAL ORGANIZATIONS

## NATO Parliamentary Assembly

Brussels, Belgium

(\$ in thousands)

Computation of Estimate	FY 2011 Actual	FY 2012 Estimate	FY 2013 Request
U.S. Requirements in Dollars	1,164	1,135	1,220

The NATO Parliamentary Assembly (NPA) provides a forum for members of national legislatures from NATO and partner countries to discuss issues of peace and security. NPA provides U.S. legislators with a unique opportunity to shape the thinking of European counterparts on issues related to national security and counter-terrorism. [*Strategic Goal 1 – advance civilian security*]

NPA develops legislative policy recommendations for members of the NATO Alliance. The recommendations address an array of national issues and ensure that shared Alliance concerns factor into development of national legislation and budgets. [*Strategic Goal 3 – promote democratic governance*]

### Accomplishments and Priorities

Recent accomplishments by NPA include:

- Approved resolutions supporting the Libyan people and the political transformation in the Middle East and North Africa.
- Adopted a resolution on Afghanistan transition that urged NATO governments and parliaments to seek international agreement on enduring economic assistance to Afghanistan; to carefully coordinate redeployment plans to avoid endangering the overall mission; and supply the personnel necessary to speed the professionalism of the Afghan National Security forces and promote the transition to Afghan leadership.

Current and future priorities include:

- Participating in decisions at upcoming NATO Summits including the U.S.-hosted Summit in May 2012, to enhance NATO's strategic dialogue, capabilities, and partnerships, and ensuring that shared goals and principles are understood and supported by parliamentarians from allies, partners, and other countries.
- Increasing outreach and inter-parliamentary engagement with states of the Broader Middle East via the Mediterranean Dialogue and the Istanbul Cooperation Initiative.
- Promoting a broad public dialogue with national legislatures on NATO priorities such as the way forward in Kosovo, stabilizing Afghanistan, transition in Libya, relations with Russia and the East, and preparing NATO for future challenges.

### Principal Partners and Benefits

NPA's constituency includes members of the U.S. Congress who participate in NPA's transatlantic programs. Representative John Tanner (D-Tenn.) served as elected president of the NPA from 2008-November 2010. Other representatives such as Jeff Miller (R-FL), who was elected vice-president of

## CONTRIBUTIONS TO INTERNATIONAL ORGANIZATIONS

NPA in November 2011, fill key NPA leadership positions including committee chairs, vice-chairs, and rapporteurs. NPA is an important forum for conveying U.S. congressional views on trans-Atlantic security issues. NPA was one of the first forums in which the U.S. outlined its views on NATO's role in the aftermath of September 11, 2001. Participation in NPA ensures that legislators from allies and partner countries receive the benefit of hearing U.S. views on shared strategic interests. Diminished U.S. participation in NPA could undermine the organization, weaken the NATO Alliance, and be seen as a signal that the U.S. has devalued transatlantic relationships. Such a signal would conflict with the U.S. goal of improving relations and maintaining NATO's role at the center of transatlantic security.

### Explanation of Estimate

The FY 2013 request provides for the U.S. assessed contribution to NPA for calendar year 2013. This estimate reflects the need for national legislative bodies to be increasingly engaged in the evolving roles and missions of armed forces, and in the widespread need for force restructuring.

Detailed Computation of Estimate	FY 2011 Actual	FY 2012 Estimate	FY 2013 Request
Assessment Against Members (in Euros)	3,699	3,920	4,155
United States % Share	21.739	21.739	21.739
United States Assessment (in Euros)	804	852	903
Approx. Exchange Rate (Euros to \$1)	0.691	0.751	0.74
U.S. Requirement in Dollars	1,164	1,135	1,220

# CONTRIBUTIONS TO INTERNATIONAL ORGANIZATIONS

## The Pacific Community

Noumea, New Caledonia

(\$ in thousands)

Computation of Estimate	FY 2011 Actual	FY 2012 Estimate	FY 2013 Request
U.S. Requirements in Dollars	1,708	1,777	2,250

The Secretariat of the Pacific Community (SPC) helps 26 member states and territories address challenges related to water and energy security, thereby enhancing regional stability and security in the Pacific. SPC's work includes assisting states and territories implement international maritime safety and security standards for shipping companies, schools and ports, including standards governing container security. The United States benefits strategically from SPC's focus on Pacific Island nations, many of which are situated along vital Pacific shipping lanes. *[Strategic Goal 1 – advance civilian security]*

SPC provides services that promote national and regional development through programs focused on trade facilitation, sound economic policies, agricultural production, and forest and fishery management. The United States especially benefits from SPC's work related to management of Pacific Ocean fish stocks, which provide the United States with an annual catch valued at more than \$150 million annually. *[Strategic Goal 3 – promote sustainable economic growth]*

SPC provides technical assistance and guidance to its Pacific Island member states and territories, including the U.S. Pacific territories, on public health policies, disease prevention, efficient use of natural resources, food security, and youth and women's issues. SPC is also active in regional efforts to combat the spread of HIV/AIDS and other communicable diseases. *[Strategic Goal 1 – promote well-being]*

### Accomplishments and Priorities

Recent accomplishments by SPC include:

- Completed Joint Country Strategies in collaboration with all Pacific Island countries and territories, allowing SPC and members to focus their work on addressing national priorities throughout the Pacific Islands region.
- Adopted a climate change engagement strategy, which allows SPC to leverage its activities to enhance national actions on this issue.
- Continued a four-year project to address deforestation and forest degradation through increased conservation and sustainable forest management, with focus on Papua New Guinea, Vanuatu, and Solomon Islands.
- Continued implementation of a Food Security Regional Framework in conjunction with the Food and Agriculture Organization, the World Health Organization, and the United Nations Children's Fund.
- Strengthened laboratory testing procedures for monitoring influenza and expanded testing to 13 island countries or territories, including American Samoa and Guam; provided training on animal disease investigations.

## CONTRIBUTIONS TO INTERNATIONAL ORGANIZATIONS

- Continued to support collection of fisheries data as part of overseeing the world's largest and most productive tuna fisheries. The Pacific Tuna Tagging Program has tagged about 265,000 tuna, of which over 15 percent have been recovered. A smaller program for albacore tuna has achieved over 90 percent of its target by tagging 2,877 fish.
- Successfully promoted the appointment of SPC's SOPAC Division Director to the International Seabed Authority (ISA), which will ensure the interests of Pacific Island countries and territories are addressed, particularly with the increasing interest in and potential for deep sea mineral mining among some SPC members.

Current and future priorities include:

- Continuing to implement the consolidation of SPC and supporting the Independent Review of SPC to ensure that, with the absorption of SOPAC and SPBEA, the organization remains fiscally sound, efficient, and responsive to its members in an era of global economic stress.
- Adopting a Framework for Action on Transport Services that will guide enhancements to the transport infrastructure and services in the Pacific.
- Supporting national efforts to address high mortality rates from heart disease, diabetes, cancer, and related risk factors that contribute to these diseases, such as obesity, poor nutrition, lack of physical activity, smoking, and alcohol abuse.
- Continuing audits and assistance to help Pacific Island countries comply with the International Ship and Port Facility Security Code and the International Convention on Standards of Training, Certification and Watchkeeping of Seafarers, including developing regulatory requirements for maritime safety and security regimes.
- Assisting regional efforts to meet international standards for reporting animal and aquatic health, which is a condition for engaging in exports of ornamental aquatic species worth \$20 million annually.
- Continuing a five-year collaborative project with the Forum Fisheries Agency to enhance industry capacities for monitoring and conducting stock assessments of oceanic fisheries for use by regional and national decision-makers.
- Implementing regional guidelines and establishing an Exposure Prevention Information Network to assist with emergency responses to communicable disease outbreaks.
- Continuing the Pacific Regional Tuberculosis Control Project as well as a Global Fund Project to combat HIV/AIDS, tuberculosis, and malaria within the countries and territories of the Pacific, many of whose citizens travel frequently to the U.S.
- Continuing to help Pacific Island countries and territories develop systems for certifying forestry and agricultural products.

### Principal Partners and Benefits

U.S. Department of Agriculture  
U.S. Department of the Interior

U.S. Department of Homeland Security  
U.S. Coast Guard

## CONTRIBUTIONS TO INTERNATIONAL ORGANIZATIONS

U.S. Centers for Disease Control and Prevention  
U.S. Agency for International Development (USAID)

U.S. Department of Commerce, NOAA

SPC plays a vital role in economic development in the South Pacific region. Three U.S. flag territories (Guam, American Samoa, and Northern Mariana Islands) and three Freely Associated States (Micronesia, the Marshall Islands, and Palau) benefit from full membership in SPC. U.S. agricultural interests in Hawaii and California benefit from disease protection efforts by SPC's Pacific Plant Protection Organization, and SPC's Regional Animal Health Service helps set standards to contain the spread of animal diseases, such as avian influenza. With SPC's absorption of the South Pacific Applied Geoscience Commission (SOPAC) and the South Pacific Board of Educational Assessment (SPBEA), SPC has broad new mandates and programs that support development in the South Pacific region. The National Oceanic and Atmospheric Administration of the U.S. Department of Commerce works collaboratively with SPC on activities formerly implemented by SOPAC. Diminished U.S. support for SPC could significantly constrain the one significant regional involvement that the U.S. has in the South Pacific region, leaving the U.S. with greatly reduced influence in a strategically important region of the world.

### Explanation of Estimate

The FY 2013 request provides for 70 percent of the U.S. assessed contribution to SPC for calendar year 2012, which is deferred from FY 2012, plus 30 percent of the assessed contribution for calendar year 2013. The consolidated SPC (which incorporates activities of the former SOPAC and SPBEA), the new Economic Division, the focus on climate change, and inflationary cost increases all contributed to an increase in SPC's budget in 2012. The U.S. assessment rate increased from 17.24 percent to 20 percent in a new scale of assessments that reflects a more equitable share of funding by the donor country.

Detailed Computation of Estimate	FY 2011 Actual	FY 2012 Estimate	FY 2013 Request
Assessment Against Members (in CP Francs)	822,183	977,173	1,006,488
United States % Share	17.243	20	20
United States Assessment (in CP Francs)	141,767	195,435	201,298
Approx. Exchange Rate (CP Francs to \$1)	86.867	89.28	87.64
U.S. Requirement in Dollars	1,632	2,189	2,297
Fiscal Year 2010 Deferral	1,196	0	0
Fiscal Year 2011 Deferral	(1,120)	1,120	0
Fiscal Year 2012 Deferral	0	(1,532)	1,561
Fiscal Year 2013 Deferral	0	0	(1,608)
U.S. Requirement in Dollars After Deferral	1,708	1,777	2,250

# CONTRIBUTIONS TO INTERNATIONAL ORGANIZATIONS

## Asia-Pacific Economic Cooperation

Singapore  
(\$ in thousands)

Computation of Estimate	FY 2011 Actual	FY 2012 Estimate	FY 2013 Request
U.S. Requirements in Dollars	1,036	1,023	1,028

Asia-Pacific Economic Cooperation (APEC) promotes economic growth and job creation by expanding trade and investment in the Asia-Pacific region, reducing tariffs and other barriers to trade, and improving regulatory environments to reduce unnecessary burdens on businesses. The 21 APEC economies account for 53 percent of world Gross Domestic Product, 40 percent of the world's population, and approximately 60 percent of U.S. exports go to APEC economies. Asia-Pacific economies are leading the global recovery with forecasts predicting positive real GDP growth across all APEC economies through the next several years. The United States is working with the other APEC economies to ensure that economic growth is balanced, sustainable, and inclusive. *[Strategic Goal 3 – promote sustainable economic growth]*

APEC promotes efforts to enhance the security of regional trade and has made great strides on combating terrorist financing, transportation security, protection of critical infrastructure and improving border and customs screening. Increased security throughout the region advances important U.S. strategic interests. *[Strategic Goal 1 – advance civilian security]*

APEC supports development and implementation of anti-corruption and transparency measures in the region, including structural reforms that improve transparency of legislative and regulatory systems. These measures help secure foreign investment in the 21 Pacific Rim countries, including seven of the top ten U.S. trading partners. *[Strategic Goal 3 – promote sustainable economic growth]*

APEC helps member economies promote education and human resources development through initiatives related to small and medium-sized enterprise development, worker retraining, and enhancement of economic opportunities for women. APEC helps member economies prepare for and mitigate the impacts of natural disasters and the spread of avian influenza and other potential pandemics. These efforts help to contain epidemics at their source and away from U.S. shores. APEC helps members to improve food and product safety, benefiting U.S. consumers of imported goods. *[Strategic Goal 3 – promote well-being]*

### Accomplishments and Priorities

Recent accomplishments by APEC include:

- Took actions to make it cheaper, easier, and faster for businesses – particularly small and medium-sized businesses – to trade in the region by exempting more low-value shipments from customs duties and simplifying customs requirements and documentation.
- Promoted domestic structural reforms in APEC economies to minimize barriers to market-based incentives, which facilitates competition and opportunities for U.S. exporters.
- Reached agreement to develop a list of environmental goods on which APEC economies will reduce applied tariffs to 5 percent or less by 2015, and eliminate non-tariff barriers to environmental goods



## CONTRIBUTIONS TO INTERNATIONAL ORGANIZATIONS

and services, including local content requirements, which will help lower costs, increase the dissemination of clean technologies, and create more green jobs.

- Implemented good regulatory practices, including ensuring internal coordination of rulemaking, assessing impacts of regulations, and conducting public consultation, in order to reduce unnecessary burdens on businesses, costing time and money.

Current and future priorities include:

- Using the United States' experience of hosting APEC 2011 to assist Russia during their host year in 2012 to maintain momentum on top U.S. priorities and ensure a successful APEC 2012 Leaders' Meeting in Vladivostok.
- Seeking commitments from APEC economies to ensure that their domestic innovation policies do not distort markets or restrict trade in ways that harm innovation in other APEC economies.
- Strengthening economic integration by working to define, shape, and address the next generation of trade and investment issues that should be included in 21st Century trade agreements in the region, including a Free Trade Area of the Asia-Pacific (FTAAP).
- Launching negotiations to expand the product scope and membership of the WTO Information Technology Agreement, which could create significant market-enhancing opportunities for U.S. high-tech companies.
- Promoting growth by taking concrete actions to expand economic opportunities for women in the Asia-Pacific region.
- Improving the quality of regulations and standards for emerging green technologies like smart grid, green buildings, and solar technologies to reduce technical barriers to trade in those products.
- Launching an APEC Travel Facilitation Initiative to make travel in the region easier, faster, and more secure.
- Implementing the APEC Guidelines for Customs Border Enforcement of Counterfeiting and Piracy, in order to assist customs authorities in APEC economies in identifying effective practices for intellectual property enforcement at the border.
- Promoting market based solutions and engagement with the private sector through the Policy Partnership on Food Security to pursue policies that promote agricultural growth, facilitate reliable trade flows, mitigate excessive volatility, and promote investment in critical innovations to improve productivity and reduce waste.
- Promoting anti-corruption efforts, transparency and good governance to support sustainable, long-term prosperity in the Asia-Pacific region and ensure implementation of the APEC anti-corruption and open government commitments by 2014.
- Strengthen the resiliency of Asian-Pacific communities by developing public-private partnerships to support emergency preparedness.

# CONTRIBUTIONS TO INTERNATIONAL ORGANIZATIONS

## Principal Partners and Benefits

U.S. Department of Agriculture	U.S. Department of Education
U.S. Department of Transportation	U.S. Trade and Development Agency
U.S. Department of Treasury	Office of the U.S. Trade Representative
U.S. Department of Commerce	National Science Foundation
U.S. Department of Homeland Security	US-ASEAN Business Council
U.S. Department of Labor	National Center for APEC
U.S. Department of Health and Human Services	APEC Study Center Consortium
U.S. Department of Energy	APEC Business Advisory Council
U.S. Department of Justice	

Participation in APEC is critical to U.S. influence in the Asia-Pacific region, especially in light of emerging Asia-only institutions, such as the ASEAN + 3 forum. APEC is the only multilateral forum in the Asia-Pacific region that addresses a comprehensive agenda of issues ranging from economic integration and trade and investment liberalization to health, counter-terrorism, and energy security. The U.S. President participates annually in the APEC Leaders' Meeting.

## Explanation of Estimate

The request provides funding for the U.S. assessed contribution to APEC for calendar year 2013. U.S. contributions to APEC are paid in both U.S. dollars and Singapore dollars. The request continues to reflect the U.S. agreement in 2007 to an Australian proposal to increase the APEC assessed budget to the level of \$5 million in order to meet the increasing policy coordination, research, and capacity building priorities of the United States and other APEC members. The U.S. contribution rate of 18 percent is not expected to increase in 2013. The assessed budget is projected to increase by one percent.

Detailed Computation of Estimate	FY 2011 Actual	FY 2012 Estimate	FY 2013 Request
Assessment Against Members (in Dollars)	754	797	800
United States % Share	18	18	18
United States Assessment (in Dollars)	136	143	144
Assessment Against Members (in Sing Dollars)	6,377	6,313	6,377
United States % Share	18	18	18
United States Assessment (in Sing Dollars)	1,148	1,136	1,148
Approx. Exchange Rate (Sing Dollars to \$1)	1.276	1.291	1.298
U.S. Requirement in Dollars	900	880	884
<b>Total U.S. Requirement in Dollars</b>	<b>1,036</b>	<b>1,023</b>	<b>1,028</b>

# CONTRIBUTIONS TO INTERNATIONAL ORGANIZATIONS

## Colombo Plan Council for Technical Cooperation

Colombo, Sri Lanka

(\$ in thousands)

Computation of Estimate	FY 2011 Actual	FY 2012 Estimate	FY 2013 Request
U.S. Requirements in Dollars	17	17	17

The Colombo Plan Council for Technical Cooperation (CPCTC) helps prevent at-risk youth from falling into drug trafficking and terrorist organizations through implementation of programs that reduce drug abuse and drug-related violence in South Asia. The United States benefits from CPCTC's engagement of leaders and governments in key parts of the region, including Afghanistan, southern Philippines, southern Thailand, Indonesia, and remote sections of Pakistan. CPCTC helps improve America's image in these nations, and advances U.S. counter-terrorism and drug trafficking objectives. [*Strategic Goal 1 – advance civilian security*]

### Accomplishments and Priorities

Recent accomplishments by CPCTC include:

- Expanded the number of substance abuse treatment programs in Afghanistan from 26 to 29, thereby providing rehabilitation services to an additional 900 addicts.
- Continued to assist the UN and WHO with the development of clinical protocols for treating drug addicted children from infancy to age six, the youngest addict population ever encountered worldwide.
- Created the first comprehensive substance abuse treatment program for female adolescents (ages 7–17) in Afghanistan. This center reduces drug use and improves lifestyles for a vulnerable at-risk Afghan sub-population.
- Doubled the number of treatment centers for pregnant and addicted women and their children with corresponding male facilities from 3 to 6 facilities. These centers not only reduce drug abuse among women and their children, but also improve women's rights by providing access to life-saving programs.
- Increased the number of mosque-based outreach centers in Afghanistan from 16 to 26. These programs, run by mullahs, imams, and other religious leaders, provide substance abuse counseling, reducing drug abuse and offering alternatives for at-risk youth who might otherwise join drug trafficking or terrorist organizations.
- Introduced standards for national drug treatment programs and for certification of counselors in Asia from two countries (Thailand and Indonesia) to 4 additional countries (Philippines, Brunei, India, and Malaysia), in order to improve the quality of addictions services and reduce methamphetamine abuse and other high-risk behaviors, such as intravenous drug use, that contribute to outbreaks of HIV/AIDS.
- Expanded the Life Skills drug prevention model from school systems in Kabul to school systems throughout other Afghanistan provinces, including Islamic boarding schools.

## CONTRIBUTIONS TO INTERNATIONAL ORGANIZATIONS

Current and future priorities include:

- Seeking to expand membership by influencing other affluent countries like China, the United Arab Emirates and Saudi Arabia (finalize the process) to join, similar to the process utilized with Brunei, through drug prevention and treatment technical assistance.
- Continuing the expansion of Islamic initiatives to selected African (e.g. Kenya) and Middle Eastern countries (e.g., UAE, Saudi Arabia), to further increase CPCTC's effectiveness and reach, which, through U.S. participation, helps to enhance America's image in the Muslim world.
- Gaining access to over 600 madrassahs in Afghanistan via drug prevention training and technical assistance, reducing drug use among the adolescent population while offering alternatives for at-risk youth who might otherwise join drug trafficking or terrorist organizations.
- Expanding the number of residential substance abuse treatment programs in Afghanistan from 29 to 34 and adding 10 new outpatient treatment clinics, thereby providing rehabilitation services to over 14,000 individuals.
- Developing pediatric/psychiatric clinics, in collaboration with the UN and WHO for treating trauma, psychological, and other mental health problems caused by drug addiction of Afghan children.
- Extending standards for national drug treatment programs and certification of counselors to South Asia, in order to improve the quality of addiction services to a region experiencing the world's highest heroin addiction rates.
- Developing an additional adolescent male treatment center in Kabul.

### Principal Partners and Benefits

U.S. participation provides access to major Muslim-based organizations and networks that are critical to improving America's image in the Muslim world. CPCTC also provides in-roads and access to volatile Muslim regions, serves as a vehicle for collaborating on anti-drug and counter-terrorism initiatives, and offers support for voluntary opium eradication in Afghanistan. CPCTC membership extends U.S. influence on important regional issues such as drug trafficking and abuse, gender affairs, the connection between drug trafficking and terrorism and the prevalence of HIV/AIDS from illicit substance abuse.

### Explanation of Estimate

The FY 2013 request provides for the U.S. assessed contribution to CPCTC for calendar year 2013. Member state assessments cover the administrative costs of the organization, while CPCTC's primary source of program funding is voluntary contributions.

Detailed Computation of Estimate	FY 2011 Actual	FY 2012 Estimate	FY 2013 Request
Assessment Against Members (in Dollars)	398	398	398
United States % Share	4.37	4.37	4.37
United States Assessment (in Dollars)	17	17	17

# CONTRIBUTIONS TO INTERNATIONAL ORGANIZATIONS

## Organization for the Prohibition of Chemical Weapons

The Hague, Netherlands

(\$ in thousands)

Computation of Estimate	FY 2011 Actual	FY 2012 Estimate	FY 2013 Request
U.S. Requirements in Dollars	25,510	21,276	21,059

The Organization for the Prohibition of Chemical Weapons (OPCW) ensures worldwide implementation of the Chemical Weapons Convention (CWC). OPCW verifies member state destruction of chemical weapons and associated production capabilities, inspects dual-use chemical facilities that could be misused for weapons purposes, promotes export controls, and maintains the capability to conduct short-notice “challenge inspections” of a member state. *[Strategic Goal 1 – counters threats against the United States and advance civilian security]*

OPCW oversees global cooperation in chemistry for peaceful purposes and promotes the development of the world's chemical industries. OPCW helps create overseas trade opportunities for the U.S. chemical industry and ensures fair competition through establishment of chemical weapons legislation and trade controls. *[Strategic Goal 3 – promote sustainable economic growth]*

OPCW possesses the ability to assist member states in the case of an actual chemical attack. OPCW provides training that helps member states develop the capability to prevent and respond to chemical-related terrorist incidents. *[Strategic Goal 4 – provide humanitarian assistance]*

### Accomplishments and Priorities

Recent accomplishments by OPCW include:

- Verified the destruction of 3,482 metric tons of chemical warfare agents in 2010, the most recent year for which data are available. Since 1997, OPCW has verified the destruction of 47,613 metric tons of chemical warfare agents, 43 chemical weapons production facilities, and the conversion to peaceful purposes of another 19 facilities.
- Completed 208 inspections at potentially dual-use industrial chemical facilities during 2010. OPCW has conducted 2,070 inspections at over 1,100 industrial facilities in 81 countries to ensure that facilities are operated for peaceful purposes.
- Provided technical assistance to 100 specialized personnel from Europe, Asia, and Africa during 2010. Conducted technical assistance visits, national training courses and national awareness workshops to help member states implement the CWC at the national level.
- Facilitated the transfer of equipment and technical assistance that has helped 68 laboratories strengthen their analytical competencies through 2010; also supported 61 laboratories by strengthening their technical competence in the area of chemical analysis and monitoring.
- Provided support for conferences and workshops on topics relevant to the CWC to facilitate the exchange of scientific and technical information. OPCW has sponsored 236 such events benefiting over 2,000 participants.

## CONTRIBUTIONS TO INTERNATIONAL ORGANIZATIONS

- Established a forum for member states to discuss and share chemical safety and security best practices.

Current and future priorities include:

- Verifying the destruction of approximately 4,000 metric tons of chemical warfare agents in three countries; monitoring the destruction of old and abandoned chemical weapons stockpiles in five more countries; and conducting 219 industrial inspections at possible dual-use facilities.
- Continuing efforts towards universality of the CWC by encouraging the last few countries (Israel, Egypt, Syria, Angola, Burma Somalia, and North Korea) to join.
- Continuing development of the capability to provide timely, adequate, and efficient assistance within 24 hours to any member state needing assistance in responding to a chemical weapons incident.
- Training approximately 100 personnel from member states that are increasing their economic and technical capacity to conduct chemical activities permitted under the CWC.

### Principal Partners and Benefits

U.S. Department of Defense  
U.S. Department of Energy

U.S. Department of Commerce  
U.S. intelligence community

OPCW advances U.S. nonproliferation and security goals. Through the mutual commitment of 188 States Parties to the CWC, including Russia, Libya, Iran and Cuba, OPCW is working to eliminate an entire class of weapons of mass destruction in numerous nations that possess chemical weapons stockpiles.

### Explanation of Estimate

The FY 2013 request provides for the U.S. assessed contribution for calendar year 2013. A slight decrease in the assessed budget for the organization is projected due to the slowing down of chemical weapon destruction activities. The request also provides for payments toward costs associated with Articles IV and V of the CWC. Under these two treaty articles, member states must reimburse OPCW for specified inspection and verification expenses.

Detailed Computation of Estimate	FY 2011 Actual	FY 2012 Estimate	FY 2013 Request
Assessment Against Members (in Euros)	68,369	67,390	64,020
United States % Share	22	22	22
United States Assessment (in Euros)	15,041	14,826	14,084
Less: Prior Year Credit/Surplus	(1,091)	(347)	0
Articles IV and V Costs	4,000	1,500	1,500
U.S. Requirement (in Euros)	17,950	15,978	15,584
Approx. Exchange Rate (Euros to \$1)	0.704	0.751	0.74
U.S. Requirement in Dollars	25,510	21,276	21,059

# CONTRIBUTIONS TO INTERNATIONAL ORGANIZATIONS

## World Trade Organization

Geneva, Switzerland

(\$ in thousands)

Computation of Estimate	FY 2011 Actual	FY 2012 Estimate	FY 2013 Request
U.S. Requirements in Dollars	25,825	26,413	25,266

The World Trade Organization (WTO) establishes international tariff reductions and trade rules, and facilitates resolution of trade-related disputes through a rules-based multilateral trading system. These mechanisms provide the foundation for a predictable, stable system for international trade that has expanded global economic opportunities, raised standards of living, and reduced poverty. U.S. farmers, ranchers, manufacturers, and service providers benefit significantly from the resulting trade opportunities, exporting over \$1.8 trillion worth of goods and services in 2010. Exports comprised approximately twelve percent of U.S. Gross Domestic Product (GDP) in 2010. *[Strategic Goal 3 – promote sustainable economic growth]*

WTO promotes both international and national rules of law that bring transparency and predictability to commerce and reduce opportunities for corruption. The WTO-administered trade system brings economic opportunity to developing nations around the world, providing a platform for democracy and fostering political stability. *[Strategic Goal 5 – foster economic diplomacy]*

### Accomplishments and Priorities

Recent WTO accomplishments include:

- Contributed to the conclusion of the 18-year long process of Russia’s accession to WTO. Russia’s WTO membership will contribute to greater stability and predictability in U.S.-Russia trade relations by making Russia subject to the common WTO “rule book” applied to 153 other countries. It will also contribute to modernization and diversification of the Russian economy, and to solidification of the rule of law in Russia.
- Assisted with progress towards opening new markets for U.S. services, agricultural products, and manufactured goods through negotiated reductions of tariffs and increased market access through:
  - Completion of accession negotiations with Russia, Vanuatu, Samoa, and Montenegro. WTO accession will promote economic and trade reform in these countries. Russia’s accession will open a \$740 billion market to U.S. exports.
  - Conclusion of bilateral negotiations with Kazakhstan on services market access in the context of the WTO accession process.
  - Filed several new cases in 2011 through the WTO’s dispute resolution procedure to hold trading partners accountable to their trade commitments, including:
    - A case against China’s imposition of antidumping and countervailing duties on imports of U.S. chicken “broiler products” affecting America’s poultry processing sector, which directly employs 300,000 workers.

## CONTRIBUTIONS TO INTERNATIONAL ORGANIZATIONS

- A case against Chinese wind power equipment subsidies that were conditioned on the use of domestic over imported goods and therefore discriminated against U.S. manufacturers producing wind turbine components in the United States. Following consultations, China formally revoked the program providing the subsidies. A case against China's imposition of antidumping duties and countervailing duties on imports of grain oriented flat-rolled electrical steel, which affect hundreds of millions of dollars' worth of U.S. steel exports to China.
- A case concerning China's discrimination against U.S. suppliers of electronic payment services through a monopoly provided to a domestic entity handling domestic currency payment card transactions worth hundreds of billions dollars.
- Completed several proceedings in 2011 in cases that had been brought by the United States to address unfair trade practices. In these proceedings:
  - The WTO Appellate Body upheld a panel report finding that European Union (EU) and EU member state subsidies to Airbus, including aid provided for every launch of Airbus large civil aircraft over the last forty years, were inconsistent with WTO rules;
  - A WTO panel found WTO-inconsistent China's export restraints on nine raw materials that are key inputs for numerous products in the steel, aluminum, and chemicals sectors that are critical to U.S. manufacturers and workers and disadvantage U.S. downstream producers; and
  - A WTO panel found that Philippine excise taxes, which are imposed on imported distilled spirits, such as whiskey and gin, at significantly higher rates than on domestic distilled spirits, were discriminatory and inconsistent with WTO rules.
- Created a more expansive foreign policy dialogue through negotiations that enable nations with diverse interests to work together to create common economic ties. The opening of markets and resulting exchanges of ideas bring some WTO members closer to U.S. positions on issues not just related to trade or economics.

Current and future priorities include:

- Continuing to promote open markets, boosting global economic growth, creating jobs, reducing poverty, and increasing global prosperity through multilateral trade negotiations, including by working with other WTO members to find fresh and innovative approaches to breaking the current impasse in the Doha Round so as to deliver a strong package of results.
- Continuing to monitor trade-related developments that occur as a result of the financial crisis and its impact on the global economy. WTO has pledged to go beyond its function as a safety net of rules and contribute to the solution to the current crisis.
- Continuing accession negotiations for both Afghanistan and Iraq as a critical part of the international community's effort to rebuild and enhance the stability of these linchpin countries, reducing opportunities for corruption and enhancing peace and security in the respective regions.
- Concluding WTO accession negotiations with Serbia and Bosnia Herzegovina.



## CONTRIBUTIONS TO INTERNATIONAL ORGANIZATIONS

- Concluding work on China’s accession to the Agreement on Government Procurement (GPA). China’s accession to the GPA would open to U.S. access a market worth at least \$55.6 billion (2007 valuation). The GPA Committee is in an advanced stage of the accession process for Jordan.
- Concluding negotiations under the Agreement on Government Procurement to update its text to conform to modern procurement practices and make the agreement more attractive to other countries to join as well as expanding its market access coverage.
- Continuing to promote a rules-based global system of trade that introduces transparency and predictability into commercial transactions, customs procedures, and direct foreign investment; promotes trade-related technical assistance that contributes to global stability and security; and reduces opportunities for graft and corruption through best practices and rule of law in countries acceding to WTO.

### Principal Partners and Benefits

U.S. Chamber of Commerce  
 U.S. Business Roundtable  
 U.S. Coalition of Service Industries

U.S. National Association of Manufacturers  
 U.S. trade associations and industry groups  
 World Bank and International Monetary Fund

The U.S. economy benefits significantly from U.S. participation in WTO. WTO membership limits the ability of trading partners to raise tariffs on U.S. exports or hinder the entry of U.S. products to key overseas markets. Membership also enables the U.S. to settle trade disputes through the WTO Dispute Settlement Body and participate in more than 20 standing Committees (not including numerous additional Working Groups, Working Parties, and Negotiating Bodies) that enable members to exchange views, resolve compliance concerns, and develop initiatives aimed at systemic improvements.

### Explanation of Estimate

The FY 2013 request provides for the U.S. assessed contribution to WTO for calendar year 2012, the first year of WTO’s 2012-2013 biennial budget. The CY 2012 assessed budget reflects zero nominal growth over CY 2011. The U.S. assessment rate is 12.191 percent in 2012, reflecting a decrease from 2011 and a continuing downward trend. The decreases in the U.S. rate were due primarily to the U.S. having a smaller share of world trade. The WTO scale of assessments is based on the percentage share of total exports and imports of WTO member states.

Detailed Computation of Estimate	FY 2011 Actual	FY 2012 Estimate	FY 2013 Request
Assessment Against Members (in Swiss Francs)	192,200	192,200	194,300
United States % Share	12.962	12.962	12.191
United States Assessment (in Swiss Francs)	24,913	24,136	23,687
Less: Prior Year Credit/Surplus	(363)	0	(922)
Less: Incentive Scheme Credit	(15)	(2)	0
U.S. Requirement (in Swiss Francs)	24,535	24,134	22,765
Approx. Exchange Rate (Swiss Francs to \$1)	0.95	0.914	0.901
U.S. Requirement in Dollars	25,825	26,413	25,266

# CONTRIBUTIONS TO INTERNATIONAL ORGANIZATIONS

## Customs Cooperation Council

Brussels, Belgium

(\$ in thousands)

Computation of Estimate	FY 2011 Actual	FY 2012 Estimate	FY 2013 Request
U.S. Requirements in Dollars	4,297	4,202	4,326

The Customs Cooperation Council, also known by its working name of the World Customs Organization (WCO), promotes a uniform customs framework among its 177 members. This framework includes global trade security initiatives based on U.S. Customs and Border Protection programs. WCO's initiatives increase the security of U.S.-destined cargo shipments through supply chain security standards including customs-to-business partnership programs. *[Strategic Goal 1 – counter threats to the United States]*

WCO develops harmonized and simplified customs procedures through the Revised Convention on the Simplification and Harmonization of Customs Procedures (Revised Kyoto Convention), the SAFE Framework of Standards to Secure and Facilitate Global Trade, and the Harmonized Tariff System Convention, which establish uniformity, improve the performance of national customs administrations, and help expedite the flow of goods across national borders. *[Strategic Goal 3 – promote sustainable economic growth]*

WCO leads an international effort to promote integrity and prevent corruption among national customs agencies around the world. The WCO Compendium of Integrity Best Practices serves as a basis for national laws governing the conduct of customs officials and organizations around the world. *[Strategic Goal 3 – promote democratic governance]*

### Accomplishments and Priorities

Recent accomplishments by WCO include:

- Integrated U.S. trade recovery procedures into WCO standards and instruments, which help facilitate the movement of trade in the event of a large-scale disruption, such as a man-made or natural disaster.
- Collaborated with the United States to develop a cargo targeting system that will be interoperable between countries, has a common set of rules, and contains a common repository of travelers' histories and other information that can be used for real-time targeting and screening.
- Shared non-nominal information on over 50,000 seizure cases related to narcotics, intellectual property rights, weapons, currency smuggling, and tobacco with WCO's Customs Enforcement Network database in FY 2011.
- Established a partnership with the WCO Capacity Building Directorate to expand U.S. capacity building efforts into the Western Hemisphere.
- Published annual updates for Version 3.0 of the WCO Data Model, which supports the SAFE Framework through standardization of data that national governments use in reporting on the import, export, and transit of goods, conveyances, equipment, and crew.

## CONTRIBUTIONS TO INTERNATIONAL ORGANIZATIONS

Current and future priorities include:

- Implementing the operational aspects of the WCO Trade Recovery Guidelines.
- Promoting the development of global standards in the Air Cargo Security environment through collaborative efforts between WCO, the International Civil Aviation Organization and International Air Transportation Association.
- Engaging in a multi-lateral, interagency initiative to develop a global targeting system for cargo.
- Increasing efforts on intellectual property rights, such as the Strategy Targeting Organized Piracy initiative, protecting American investors and the quality of U.S. imports.
- Promoting global implementation of the WCO SAFE Framework through the Columbus Capacity Building Program.
- Continuing progress in the mutual recognition of authorized economic operator programs, including recognition of European Union and Chinese Taipei customs-to-business partnership programs.
- Continuing development of a draft strategy and action plan in relation to the document, Customs in the 21st Century, in order to implement the ten building blocks for enhancing Customs operations globally.

### Principal Partners and Benefits

U.S. Department of Homeland Security  
U.S. import and export communities

U.S. Customs and Border Protection  
U.S. Postal Administration and customers

WCO's Private Sector Consultative Group includes representatives of numerous major corporations and the World Shipping Council, International Chamber of Commerce, International Federation of Customs Brokers Associations, American Association of Exporters and Importers, Global Express Association, International Association of Ports and Harbors, and International Air Transport Association. WCO membership promotes integration of U.S. security policies and practices into international initiatives, resulting in harmonization of worldwide security practices based on U.S. standards.

### Explanation of Estimate

The request provides for the U.S. assessed contribution to WCO's fiscal year 2013 budget (July 1, 2012 through June 30, 2013). The projected 2 percent increase in the WCO budget is due to inflationary cost increases. Decisions on the 2013 WCO budget will be made by the WCO Council in June 2012.

Detailed Computation of Estimate	FY 2011 Actual	FY 2012 Estimate	FY 2013 Request
Assessment Against Members (in Euros)	14,118	14,545	14,550
United States % Share	22	22	22
United States Assessment (in Euros)	3,106	3,106	3,201
Approx. Exchange Rate (Euros to \$1)	0.723	0.739	0.74
U.S. Requirement in Dollars	4,297	4,202	4,326

# CONTRIBUTIONS TO INTERNATIONAL ORGANIZATIONS

## Hague Conference on Private International Law

The Hague, Netherlands

(\$ in thousands)

Computation of Estimate	FY 2011 Actual	FY 2012 Estimate	FY 2013 Request
U.S. Requirements in Dollars	283	281	288

The Hague Conference on Private International Law (HCOFIL) harmonizes rules of private international law for adoption by countries in areas such as judicial cooperation, cross-border recognition and enforcement of judgments, and family law (child custody, abduction, protection, adoption, and support). Tens of thousands of U.S. citizens, families, and businesses benefit every year from HCOFIL-developed instruments in these areas of law. *[Strategic Goal 3 – promote democratic governance]*

HCOFIL also harmonizes rules of private international law in the areas of international trade and investment. A recently-developed HCOFIL convention promotes legal certainty and predictability for U.S. citizens and businesses engaged in transnational securities transactions, a critical component of modern commerce. *[Strategic Goal 3 – promote sustainable economic growth]*

### Accomplishments and Priorities

Recent accomplishments by HCOFIL include:

- Held a Special Commission in 2011 that agreed to measures to improve member state implementation of the Child Abduction Convention and the Child Protection Convention.
- Published the Spanish version of the Guide to Good Practice under the Child Abduction Convention, Part IV – Enforcement, increasing the reach of the document and promoting consistent application of the Convention.
- Held an Inter-American meeting of Hague Network Judges and Central Authorities in 2011 to provide information and judicial training on implementation of the Child Abduction Convention and the Child Protection Convention.
- Sponsored the first Gulf judicial seminar on cross-frontier legal cooperation in June 2011, providing a framework for possible accession to Hague conventions on children's issues and judicial cooperation to participants from Kuwait, Qatar, Saudi Arabia, the United Arab Emirates, and Oman.
- Held the 3rd Regional Meeting on the e-Apostille Convention in 2011 to promote use of e-Apostilles (certifications) and e-Registers in international litigation.
- Held the fourth Asia Pacific Conference in 2011 on implementing Hague conventions within the Asia Pacific Region, especially the *Child Adoption Convention and the Apostille Convention*.
- Held a Special Commission on the Child Adoption Convention, identifying essential features of a well-regulated adoption system and encouraged States to establish safeguards under the Convention.

Current and future priorities include:

## CONTRIBUTIONS TO INTERNATIONAL ORGANIZATIONS

- Administering the Service Convention, which sets rules for providing legal notice in transnational litigation; the Evidence Convention, which facilitates obtaining evidence from one country for use in litigation in another; and the Apostille Convention, which simplifies authentication of official documents issued by one country for use in another and now has over 100 States Parties.
- Continuing work on choice of law principles relating to international commercial contracts, developing a good practice guide to accompany the Child Support Convention, and organizing meetings of the Working Group on Mediation in the Context of the Malta Process.
- Continuing to promote and administer the Child Abduction Convention, which requires the prompt return of children wrongfully removed or retained, and the Child Adoption Convention, which provides procedures for cross-border adoptions. These conventions now have over 80 States Parties.
- Collecting information on issues arising from international surrogacy arrangements including the practical legal needs in the area, comparative developments in domestic and private international law, and the prospects for consensus on a global approach to addressing international surrogacy issues.
- Developing criteria for providing technical assistance and judicial training to countries preparing to become party to the various conventions.

### Principal Partners and Benefits

U.S. Department of Health and Human Services	U.S. Department of Justice
U.S. Securities and Exchange Commission	U.S. Department of the Treasury
Federal Reserve Bank	American Bar Association
National Conference of Commissioners on Uniform State Laws, Uniform Law Commission	
National Association of State Secretaries of State, Notary Public Administrators Section	

U.S. family law advocacy groups and U.S. citizens and businesses having international dealings in the areas of family law, litigation, commerce and finance depend on rules of law that HCOFIL promotes. Participation in HCOFIL enables the U.S. to achieve international acceptance of treaties and other instruments of private international law that incorporate and reflect U.S. law and experience.

### Explanation of Estimate

The request provides for the U.S. contribution to HCOFIL's July 2012 through June 2013 budget. The HCOFIL Council of Diplomatic Representatives will adopt the 2013 budget in July 2012. The request anticipates a 2.0 percent increase in assessed contributions to cover inflationary cost increases.

Detailed Computation of Estimate	FY 2011 Actual	FY 2012 Estimate	FY 2013 Request
Assessment Against Members (in Euros)	3,301	3,399	3,467
United States % Share	5.656	5.627	5.627
United States Assessment (in Euros)	187	191	195
Hague Pension Fund	19	19	18
U.S. Requirement (in Euros)	205	210	213
Approx. Exchange Rate (Euros to \$1)	0.724	0.747	0.74
U.S. Requirement in Dollars	283	281	288

# CONTRIBUTIONS TO INTERNATIONAL ORGANIZATIONS

## International Agency for Research on Cancer

Lyon, France

(\$ in thousands)

Computation of Estimate	FY 2011 Actual	FY 2012 Estimate	FY 2013 Request
U.S. Requirements in Dollars	2,107	2,029	2,032

The International Agency for Research on Cancer (IARC) coordinates and conducts research on the causes of human cancer, and develops scientific strategies for cancer control. IARC collaborates with cancer registries around the world to collect and disseminate data on cancer incidence, mortality, and survival. Close collaboration between IARC and the U.S. scientific community contributes to scientific advances in the fight against cancer and helps protect Americans against this disease. *[Strategic Goal 3 – promote well-being]*

### Accomplishments and Priorities

Recent accomplishments by IARC include:

- Released a report in 2011 involving 31 scientists from 14 countries to address the possible adverse health effects of exposure to radiofrequency electromagnetic fields, such as those emitted by wireless communication devices that resulted in IARC classifying radiofrequency electromagnetic fields as possibly carcinogenic to humans.
- Published results in 2011 of a review of 40 years of work to identify human carcinogens and their target organ sites, giving epidemiologists and public health scientists the ability to search for information on carcinogens by exposure and organ site.
- Released the results of its study on breast cancer trends in October 2010, which showed considerable variations in mortality trends among 30 European countries and highlighted the fact that managed patient care has a high impact on mortality, with the most efficient strategies combining screening with quality managed care.
- Released GLOBOCAN 2008 in 2010, an online resource for cancer researchers, policy-makers and media, which provides worldwide estimates of the numbers of new cases of, and deaths from, 27 specific cancer types in nearly every country or territory in the world. These figures are believed to be the most accurate assessment of the global cancer burden available and will be used in setting priorities for cancer control around the world.
- Concluded that Vitamin C and other compounds in the diet may prevent cancers of the stomach and esophagus. Revealed specific links between human cancers and exposure to chemicals, diet and lifestyle.
- Determined that smokers of black tobacco have a three-fold higher risk of bladder cancer than smokers of blond tobacco.
- Demonstrated important links between cancer and occupational risks, including linking low doses of radiation to a small increase in cancer risk in nuclear industry workers.

## CONTRIBUTIONS TO INTERNATIONAL ORGANIZATIONS

- Helped researchers distinguish between environmental and hereditary causes of cancer, and demonstrated that certain substances are NOT shown to cause cancer.

Current and future priorities include:

- Increasing focus on the study of genetic factors as the cause of human cancer due to increasing evidence that genetic mutations play a critical role in carcinogenesis.
- Accelerating efforts to control cancer worldwide through collaborative research on cancer causes and epidemiology.
- Publishing research results on cancers and cancer causes, and disseminating scientific information through publications, meetings, courses, and fellowships.

### Principal Partners and Benefits

U.S. Department of Health and Human Services  
 U.S. National Cancer Institute  
 U.S.-based cancer research community

U.S. participation in IARC benefits both the U.S. scientific community and the U.S. National Cancer Institute, which collaborate closely with IARC. Reduced U.S. commitment and participation in IARC could limit scientific collaboration between the U.S. and the developing world.

### Explanation of Estimate

The FY 2013 request provides funding for 70 percent of the U.S. assessment for calendar year 2012, which was deferred from the previous fiscal year, plus 30 percent of the U.S. assessment for calendar year 2013, the second year of the 2012-2013 program and budget. The 2013 assessed budget increases by 2.0 percent, following a 0.7 percent decrease in 2012.

Detailed Computation of Estimate	FY 2011 Actual	FY 2012 Estimate	FY 2013 Request
Assessment Against Members (in Euros)	19,151	19,017	19,402
United States % Share	7.949	7.862	7.862
United States Assessment (in Euros)	1,522	1,495	1,525
Approx. Exchange Rate (Euros to \$1)	0.727	0.751	0.74
U.S. Requirement in Dollars	2,094	1,991	2,061
Fiscal Year 2010 Deferral	1,445	0	0
Fiscal Year 2011 Deferral	(1,432)	1,432	0
Fiscal Year 2012 Deferral	0	(1,394)	1,414
Fiscal Year 2013 Deferral	0	0	(1,443)
U.S. Requirement in Dollars After Deferral	2,107	2,029	2,032

## CONTRIBUTIONS TO INTERNATIONAL ORGANIZATIONS

### International Bureau for the Publication of Customs Tariffs

Brussels, Belgium

(\$ in thousands)

Computation of Estimate	FY 2011 Actual	FY 2012 Estimate	FY 2013 Request
U.S. Requirements in Dollars	161	0	0

The International Bureau for the Publication of Customs Tariffs (IBPCT), also known by its working name of the International Customs Tariffs Bureau (BITD), provides tariff information that governments and businesses use in international trade. IBPCT translates tariff schedules and publishes them in the International Customs Journal in English, French, German, Italian and Spanish. IBPCT is recognized as the only international organization that provides official translations of customs tariffs.

The Government of Belgium, the host of IBPCT, withdrew from membership in the organization in 2010 and indicated that they would no longer assure the continuation of services provided to IBPCT such as the administration and monitoring of the normal operations of the organization. The future, if any, of the organization is currently unresolved but withdrawals by other member states put the organization's survival into question. The remaining member states have expressed a lack of interest for the services provided by IBPCT since access to information on tariffs is otherwise available. IBPCT's work products are not being utilized by any U.S. government agency to an extent that would justify further U.S. membership in the organization. Additionally, the World Trade Organization (WTO) has analyzed IBPCT's work and found that given current WTO competencies and the overlap of the two organization's work, WTO would be able to take on the vast majority of IBPCT's still relevant functions.

Detailed Computation of Estimate	FY 2011 Actual	FY 2012 Estimate	FY 2013 Request
Assessment Against Members (in Euros)	2,212	0	0
United States % Share	5.5	0	0
United States Assessment (in Euros)	118	0	0
Approx. Exchange Rate (Euros to \$1)	0.733	0	0
U.S. Requirement in Dollars	161	0	0



# CONTRIBUTIONS TO INTERNATIONAL ORGANIZATIONS

## International Bureau for the Permanent Court of Arbitration

The Hague, Netherlands

(\$ in thousands)

Computation of Estimate	FY 2011 Actual	FY 2012 Estimate	FY 2013 Request
U.S. Requirements in Dollars	55	72	73

The International Bureau of the Permanent Court of Arbitration (IBPCA) administers arbitration, conciliation, and fact finding in disputes involving combinations of states, private parties, and international organizations. International arbitration benefits the United States by promoting international rule of law and peaceful resolution of disputes in regions where the United States has strategic interests. IBPCA also conducts education and outreach to promote international dispute resolution. [*Strategic Goal 1 – advance civilian security*]

### Accomplishments and Priorities

Recent accomplishments by IBPCA include:

- Facilitated several notable arbitrations that have contributed to regional peace and stability by enabling states to resolve disputes peacefully. IBPCA's workload in 2011 consisted of over 55 cases.
- Continued to perform registry services for a significant number of investor-State disputes arising under bilateral investment treaties or free trade agreements. These cases comprise about 60 percent of IBPCA's workload.
- Administered three state-to-state arbitrations in 2011: Bangladesh v. India (UN Convention on the Law of the Sea); Indus Waters Kishenganga Arbitration (Pakistan v. India); (Indus Waters Treaty 1960); Mauritius v. United Kindom (UN Convention on the Law of the Sea).
- Assisted with appointment of the President and challenges to members of the Iran-U.S. Claims Tribunal, and performed similar functions for other international tribunals under agreements to which the United States is a party.

Current and future priorities include:

- Developing rules and procedures to strengthen the international dispute resolution framework by providing alternative and more flexible frameworks for settling disputes involving states or international organizations.
- Reaching out to States in an effort to increase the number of States Parties to one or more of the IBPCA's Conventions. The number of States Parties currently stands at 112, with the recent membership of Albania. As more States accede to these Conventions, the opportunity for the peaceful settlement of disputes increases correspondingly.

## CONTRIBUTIONS TO INTERNATIONAL ORGANIZATIONS

### Principal Partners and Benefits

IBPCA's constituency includes the U.S. Government (as, among other things, a litigant before the Iran-U.S. Claims Tribunal). Membership in IBPCA enables the U.S. to influence the administration of arbitration proceedings to which it may be a party or have an interest. For example, a strong IBPCA offers a useful, credible forum for resolving certain disputes involving states or international organizations. A significant portion of the PCA's ongoing caseload involves U.S.-based parties and the application of treaties to which the United States is a party.

### Explanation of Estimate

The request provides for the U.S. assessed contribution to IBPCA for calendar year 2013. The request anticipates no increase in the assessed budget.

Detailed Computation of Estimate	FY 2011 Actual	FY 2012 Estimate	FY 2013 Request
Assessment Against Members (in Euros)	837	837	837
United States % Share	6.447	6.443	6.443
United States Assessment (in Euros)	54	54	54
Less: Prior Year Credit/Surplus	(16)	0	0
Less: Prior Year Credit/Surplus	(5)	0	0
Budget Adjustment	5	0	0
U.S. Requirement (in Euros)	38	54	54
Approx. Exchange Rate (Euros to \$1)	0.691	0.75	0.74
U.S. Requirement in Dollars	55	72	73

# CONTRIBUTIONS TO INTERNATIONAL ORGANIZATIONS

## International Bureau of Weights and Measures

Serves, France

(\$ in thousands)

Computation of Estimate	FY 2011 Actual	FY 2012 Estimate	FY 2013 Request
U.S. Requirements in Dollars	1,451	1,458	1,499

The International Bureau of Weights and Measures (IBWM) provides a framework for mutual acceptance of measurement standards, thereby reducing technical barriers to trade. IBWM provides the basis for a single, coherent system of measurements throughout the world, traceable to the International System of Units. In addition to maintaining the international prototype for mass, IBWM disseminates and synchronizes international time standards, work that is critical for air and space navigation. The United States has a critical economic stake in the maintenance of internationally accepted measures in each of these areas. [*Strategic Goal 3 – promote sustainable economic growth*]

### Accomplishments and Priorities

Recent accomplishments by IBWM include:

- Continued to facilitate international measurement comparisons under a Mutual Recognition Arrangement among 84 countries and 3 international organizations, which underpins international recognition of measurement standards and calibration certificates that impact an estimated \$4 billion in international trade annually. Examples of areas where international key comparisons have been completed include mass, electricity, chemical and biological measurements.
- Continued to serve as Secretariat for the Joint Committee for Traceability in Laboratory Medicine, which manages a process that provides a database of “higher order” measurement procedures, certified reference materials, and measurement service providers that U.S. medical device manufacturers use as tools for establishing the measurement traceability required for marketing their products internationally
- Compared the Josephson voltage system and Quantum Hall resistance system to corresponding U.S. standards ensuring that U.S. and international electrical measurements are consistent at the very highest accuracies.

Current and future priorities include:

- Coordinating the review of the more than 250 reference methods and 500 reference materials that clinical diagnostic laboratories use to ensure the accuracy of their results. U.S. medical device manufacturers depend on these international standards, which assure continued access to European and other overseas markets.
- Providing radioactivity calibration standards to the International Atomic Energy Agency for monitoring of nuclear safety and control of hazardous radiation.
- Working with the World Meteorological Organization to define measurement standards for ozone and other greenhouse gases to facilitate the accurate assessment of global climate change.

## CONTRIBUTIONS TO INTERNATIONAL ORGANIZATIONS

- Developing a definition of the kilogram that is based on fundamental constants of nature rather than a physical artifact, thus increasing the accuracy and consistency of mass measurements as well as other units within the “new SI.”
- Working to improve time-transfer techniques and algorithms for use in time scales that are the basis for calculating International Atomic Time and comparisons that IBWM performs of atomic clock measurements submitted by the world’s standards laboratories.
- Working with the World Anti-Doping Agency to ensure international consistency of drug-testing methods, enabling drug-testing kits made in the United States to be accepted elsewhere. This equivalence is valuable to the U.S. athletic community, which is regularly subjected to drug-testing at international sporting events.
- Promoting awareness of the importance of metrology in chemistry and biochemistry for clear comparability and international traceability of chemical and biological measurements intrinsic to international trade, human health and safety, and environmental protection.

### Principal Partners and Benefits

U.S. Federal Aviation Administration  
 U.S. Food and Drug Administration  
 U.S. Nuclear Regulatory Commission  
 U.S. National Institutes of Health

U.S. Federal Communications Commission  
 U.S. Environmental Protection Agency  
 U.S. Department of Commerce  
 U.S. National Institute of Standards and Technology

The U.S. has a critical economic stake in the development and maintenance of an international measurement system. Diminished support for IBWM could impact U.S. export industries, and some U.S. products could be shut out from the global marketplace due to non-acceptance of U.S. product standards or certifications by regulatory authorities in importing countries. Industries that focus primarily on exports to other countries, such as the medical device manufacturing industry, would be most affected.

### Explanation of Estimate

The request provides for 70 percent of the U.S. assessed contribution to IBWM for calendar year 2012, which is deferred from the previous fiscal year, plus 30 percent of the assessed contribution for calendar year 2013. Calendar year 2013 is the first year of IBWM's 2013-2016 quadrennial budget. The assessed amount for 2013 increases by two percent compared to 2012 due to inflationary cost increases.

Detailed Computation of Estimate	FY 2011 Actual	FY 2012 Estimate	FY 2013 Request
Assessment Against Members (in Euros)	10,966	11,349	11,577
United States % Share	9.863	9.72	9.72
United States Assessment (in Euros)	1,081	1,103	1,125
Approx. Exchange Rate (Euros to \$1)	0.727	0.751	0.74
U.S. Requirement in Dollars	1,487	1,469	1,520
Fiscal Year 2010 Deferral	980	0	0
Fiscal Year 2011 Deferral	(1,017)	1,017	0
Fiscal Year 2012 Deferral	0	(1,028)	1,044

## CONTRIBUTIONS TO INTERNATIONAL ORGANIZATIONS

Detailed Computation of Estimate	FY 2011 Actual	FY 2012 Estimate	FY 2013 Request
Fiscal Year 2013 Deferral	0	0	(1,065)
U.S. Requirement in Dollars After Deferral	1,451	1,458	1,499

## CONTRIBUTIONS TO INTERNATIONAL ORGANIZATIONS

### International Center for the Study of the Preservation and Restoration of Cultural Property

Rome, Italy  
(\$ in thousands)

Computation of Estimate	FY 2011 Actual	FY 2012 Estimate	FY 2013 Request
U.S. Requirements in Dollars	1,142	1,051	1,072

The International Center for the Study of the Preservation and Restoration of Cultural Property (ICCROM) promotes conservation of cultural heritage by training researchers and technicians in conservation methodologies and techniques that are not available through other sources. It is the only institution of its kind with a worldwide mandate to promote the conservation of all types of cultural heritage, both movable and immovable. The United States benefits from collaboration that ICCROM offers to the Smithsonian Institution and the Advisory Council on Historic Preservation. ICCROM supports U.S. foreign policy objectives by helping cultural heritage professionals in at-risk countries such as Afghanistan, Haiti, and Iraq. *[Strategic Goal 3 – promote well-being]*

#### Accomplishments and Priorities

Recent accomplishments by ICCROM include:

- Expanded its membership to include Afghanistan, Iraq, and the United Arab Emirates, providing further opportunities for the United States to collaborate with these important partners in an area of mutual interest, cultural preservation.
- Partnered with the Smithsonian Institution of the latter’s Cultural Property Recovery Base project in Port-au-Prince Haiti to collect and store rare and historic objects of art in a protected location, safe from the elements and from looting after the earthquake of January 2010; Haitians were trained in the science of cultural property preservation; and Haitians without income were hired to collect damaged works of art from among the rubble of churches, museums, and private collections.
- Trained practicing professionals (architects, urban planners, archeologists, art historians, engineers, conservators, scientists, archivists, librarians, museum curators) on conservation of sites, buildings, and artifacts of cultural and historical importance with a focus on ensuring these skills would be directly applicable to ongoing work in their own countries.
- Completed the 12-year AFRICA capacity-building project. Through this project, hundreds of African conservationists were given intense training in conservation skills, allowing them to better identify, inventory and preserve their institutions’ collections throughout Africa, a region whose rich cultural treasures are especially endangered due to lack of infrastructure and conservation knowledge. Additionally, preservation equipment and supplies were donated to several institutions, further allowing practitioners to modernize and protect their collections.

Current and future priorities include:

- Supporting national institutions responsible for cultural heritage; encouraging the integration of preventive conservation and maintenance strategies into national conservation policies.

## CONTRIBUTIONS TO INTERNATIONAL ORGANIZATIONS

- Working through partnerships, including with U.S. institutions such as the Getty Foundation, to maximize impact and reduce duplication of effort among agencies.
- Ensuring wide access to information about conservation and its importance. Current large-scale regional projects emphasize capacity-building of professionals in the Muslim world and Latin America.

### Principal Partners and Benefits

U.S. Department of the Interior  
 U.S. National Park Service  
 American Institute of Architects

Smithsonian Institution  
 Getty Conservation Institute  
 U.S. Advisory Council on Historic Preservation

In 2009, the U.S. was reelected to a four-year term on the ICCROM Council and is represented there by a member of the Smithsonian Institution's staff. The Council is ICCROM's most influential governing body, composed of representatives from 25 of its 130 member states. ICCROM provides essential outreach and opportunities to the Smithsonian Institution, the Advisory Council on Historic Preservation (an independent U.S. federal agency), the National Park Service, and several U.S. academic institutions. Diminished U.S. support for ICCROM could undermine U.S. participation in cultural preservation efforts abroad.

### Explanation of Estimate

The FY 2013 request provides for the U.S. assessed contribution to ICCROM for calendar year 2013, the second year of the 2012-2013 biennium. ICCROM has been maintaining a no-growth budget. However, three new member states joined the organization in 2012-2013 resulting in a change in overall member contributions.

Detailed Computation of Estimate	FY 2011 Actual	FY 2012 Estimate	FY 2013 Request
Assessment Against Members (in Euros)	3,588	3,588	3,603
United States % Share	22	22	22
United States Assessment (in Euros)	789	789	793
Approx. Exchange Rate (Euros to \$1)	0.691	0.751	0.74
U.S. Requirement in Dollars	1,142	1,051	1,072

# CONTRIBUTIONS TO INTERNATIONAL ORGANIZATIONS

## International Coffee Organization

London, England

(\$ in thousands)

Computation of Estimate	FY 2011 Actual	FY 2012 Estimate	FY 2013 Request
U.S. Requirements in Dollars	509	617	616

The International Coffee Organization (ICO) promotes a sustainable coffee sector on a local, regional, and international scale. ICO collects and publishes statistics on production, prices and trade, and facilitates cooperation between governments and the private sector. As the world's largest importer of coffee, the United States benefits from ICO's efforts to promote transparent and sustainable coffee markets. The ICO also provides a forum to address challenges faced in particular by small- and medium-scale coffee farmers. *[Strategic Goal 3 – promote sustainable economic growth]*

ICO helps local producers cultivate coffee crops as an essential cash crop for millions of small farmers in the tropics. Coffee is one of the few viable alternatives to the cultivation of narcotics in some countries. ICO's projects help subsistence coffee growers gain access to information on markets, technology, business management practices, and sources of financing. *[Strategic Goal 1 – advance civilian security]*

### Accomplishments and Priorities

Recent accomplishments by ICO include:

- Convened for the first time, the Consultative Forum on Coffee Sector, a new ICO forum to facilitate consultations on topics related to finance and risk-management in the coffee sector with a particular emphasis on the needs of small- and medium-scale coffee producers and local communities in coffee producing areas.
- Promoted development of a sustainable coffee sector, focusing on three elements of sustainability: the economic sector, environmental management, and social sustainability.
- Facilitated trade and promoted cooperation among commercial interests in producing and consuming countries, including an “early warning” system related to the use of technical standards that are essential to the coffee trade.
- Contributed to the development, financing, and implementation of capacity building projects in the coffee sector of developing countries, including developing integrated systems to control coffee diseases, pilot testing short- and medium-term finance for small-scale coffee farmers in eastern Africa and improving coffee quality, productivity and competitiveness of small coffee producers in Central America and the Caribbean.
- Contributed to stability in coffee-dependent economies and provided support for U.S. efforts to combat drug production and related crimes through market transparency. In some countries, including key U.S. allies such as Colombia, coffee cultivation is one of the only economically viable alternatives to the cultivation of narcotics.
- Secured entry into force of a comprehensively amended International Coffee Agreement incorporating wide-ranging reforms to strengthen ICO's contributions to the world coffee market,



## CONTRIBUTIONS TO INTERNATIONAL ORGANIZATIONS

such as expanding the scope of market information provided by ICO and benefits to small-scale farmers.

Current and future priorities include:

- Continuing to strengthen members' coffee policies and sectors, supporting trade, economic growth and efforts to provide viable alternatives to the cultivation of narcotics.
- Developing tools to disseminate market information to assist small producers, and increasing coffee consumption through innovative market development programs.
- Promoting the development and dissemination of innovations and best practices that enable coffee farmers to better manage the inherent volatility and risk associated with competitive and evolving markets and access to expanded financing options.
- Enhancing the understanding of climate change impacts on the viability of coffee production and markets by supporting research into coffee germplasm, enhancing genetic conservation, and breeding practices to reduce susceptibility to plant pathogens and mitigate climate change effects.
- Promoting environmentally sound coffee growing practices which reduce water contamination, conserve wildlife, and enhance ecosystem services while increasing cup quality and economic viability for producers.

### Principal Partners and Benefits

U.S. coffee importers, roasters and retailers  
Specialty Coffee Association of America  
Oxfam America  
World Wildlife Fund

National Coffee Association  
Conservation International  
Rainforest Alliance

U.S. membership in ICO has contributed to a renewed sense of purpose for ICO and strengthened cooperation, especially among Western Hemisphere members. U.S. participation has also enhanced ICO's effectiveness in its efforts to promote economic growth and stability in coffee producing countries. Diminished U.S. support for ICO could reduce ICO's effectiveness and deprive the organization of the participation of the largest coffee-consuming country in ICO's inter-governmental dialogue and activities.

### Explanation of Estimate

The FY 2013 request provides for the U.S. assessed contribution to ICO's 2013 budget, which is not expected to change significantly from 2012.

Detailed Computation of Estimate	FY 2011 Actual	FY 2012 Estimate	FY 2013 Request
Assessment Against Members (in Pounds)	2,782	2,894	2,894
United States % Share	11.4	13.65	13.65
United States Assessment (in Pounds)	317	395	395
Approx. Exchange Rate (Pounds to \$1)	0.623	0.64	0.641
U.S. Requirement in Dollars	509	617	616

# CONTRIBUTIONS TO INTERNATIONAL ORGANIZATIONS

## International Copper Study Group

Lisbon, Portugal

(\$ in thousands)

Computation of Estimate	FY 2011 Actual	FY 2012 Estimate	FY 2013 Request
U.S. Requirements in Dollars	44	38	39

The International Copper Study Group (ICSG) promotes international cooperation and transparency in the worldwide copper market. ICSG enables industry, its associations, and governments to address common problems and objectives. The United States directly benefits from participation in ICSG as the world's second leading importer, second largest consumer, and third-largest producer of copper. Participation in ICSG helps U.S. industry predict the impacts of fluctuating copper prices and market trends on copper production and manufacturing. *[Strategic Goal 3 – promote sustainable economic growth]*

### Accomplishments and Priorities

Recent accomplishments by ICSG include:

- Created the first ICSG Online Statistical Database, which provides Capacity Analysis through data contained in the 2011 ICSG Directory of Copper Mines and Plants and Production Analysis through data contained in the monthly ICSG Copper Bulletin. Overall, the database allows all member countries increased access to current data on the copper trade.
- Supervised projects for the UN Common Fund for Commodities, including a project on the transfer of technology for high pressure copper die casting in India. Also supervised projects to promote greater copper use in energy efficient products in China and India.
- Tracked and reported market trends and recent large fluctuations in copper prices through publication of production and consumption statistics at a macro-level and on the country level.
- Marked trends in world copper supply and demand, and production capacities, including data for mining, smelting, and refining operations on a worldwide basis; and projected future capacities for the next two years taking into account a world economic slowdown.
- Supplied basic data on current and future global production and consumption trends essential to assessing adequacy of future U.S. copper supply for meeting industrial and strategic needs.

Current and future priorities include:

- Maintaining one of the world's most complete historical and current databases providing access to production, consumption and trade data for copper, copper products and secondary copper, price series, and information on copper mines and plants.
- Tracking and analyzing the global market for copper scrap, a significant raw material for the U.S. manufacturing industry.
- Completing a study on new regulations affecting copper-bearing products, and informing members of key environmental issues and international regulatory initiatives.

## CONTRIBUTIONS TO INTERNATIONAL ORGANIZATIONS

- Studying strategies for the respective U.S. industries on cost controls, increasing efficiency and productivity measures to assist them during the current financial crisis.
- Creating an Ad-Hoc Working Group on Specialty Minerals (WGSM), being established by Australia, Canada, the European Union, and the United States; to provide guidance and advice to member countries related to market trends and developments for specialty minerals and rare-earths.
- Carrying out an April 2012 Joint Study Group Seminar on “How Society Benefits from Mining and Metals Production” in conjunction with the April meetings of the International Nickel Study Group, the International Lead and Zinc Study Group, and the International Copper Study Group.

### Principal Partners and Benefits

U.S. Department of Commerce

U.S. Department of Defense

U.S. Environmental Protection Agency

U.S. Geological Survey

U.S. Trade Representative

U.S. International Trade Commission

ICSG's constituency includes the U.S. copper mining, automotive, telecommunications, electronics, and construction industries, and the copper-producing states of Arizona, Utah, New Mexico, Nevada, Montana, and Michigan. All 22 ICSG members provide annual production, consumption, and stockpile data. This information, particularly for China and Russia, is unavailable to other public or private industry organizations or publications. Reliable data on stockpiles is an important alternative to disinformation that actors in non-market economies use to manipulate prices.

### Explanation of Estimate

The request provides for the U.S. assessed contribution to ICSG for calendar year 2013. Although the request anticipates a slight increase to cover expected inflationary cost increases, the U.S. assessment is expected to stay level as copper usage (the measure on which members' assessment rates are based) in the United States has been declining due to the recent financial crisis.

Detailed Computation of Estimate	FY 2011 Actual	FY 2012 Estimate	FY 2013 Request
Assessment Against Members (in Euros)	469	463	463
United States % Share	6.484	6.165	6.165
United States Assessment (in Euros)	30	29	29
Approx. Exchange Rate (Euros to \$1)	0.682	0.763	0.74
U.S. Requirement in Dollars	44	38	39

# CONTRIBUTIONS TO INTERNATIONAL ORGANIZATIONS

## International Cotton Advisory Committee

Washington, D.C., United States

(\$ in thousands)

Computation of Estimate	FY 2011 Actual	FY 2012 Estimate	FY 2013 Request
U.S. Requirements in Dollars	331	335	349

The International Cotton Advisory Committee (ICAC) provides data to improve market transparency and facilitates the enforcement of rulings by international arbitration bodies affecting the international cotton trade. As the largest exporter of cotton in the world, the United States directly benefits from increased trade opportunities that result from ICAC's work. U.S. membership in ICAC enables U.S. cotton growers and merchants to advance their interests in the global economy. *[Strategic Goal 3 – promote sustainable economic growth]*

### Accomplishments and Priorities

Recent accomplishments by ICAC include:

- Worked with the governments of Burkina Faso, Kenya, and Mozambique to allow commercial adoption of biotech cotton varieties, expanding acceptance of biotechnology in cotton production which is beneficial to U.S. cotton exports.
- Worked with governments in Africa, Asia, and South America to expand the use of cottonseed oil as a food for human consumption, thus contributing to food security and expanding demand for cotton products.
- Hosted a “Best Practices to Ensure Responsible Sourcing in the Cotton Value Chain” workshop focusing on child labor, labor standards, energy use, water quality, wages, working conditions, and environmental impacts of production practices.
- Published a study of pesticide use in cotton production in six major producing countries, including the United States and, starting in 2011, Togo. The study refutes allegations that cotton production causes environmental harm, helping the U.S. cotton industry boost consumer demand.
- Published annual reports on barriers to trade in cotton and worked with the WTO Secretariat to raise awareness of the damage done to the world cotton trade by government policies in India and China that distort trade in cotton and other agricultural commodities.
- Published a report on cotton production practices. The report contains data from 38 countries on varieties and their fiber characteristics, insects, diseases, weeds and methods used to control them, and the use of fertilizers, farm size, rotations, harvesting and ginning of cotton.
- Continued work by the Task Force on Commercial Standardization of Instrument Testing of Cotton on standardizing the grading of cotton worldwide.

## CONTRIBUTIONS TO INTERNATIONAL ORGANIZATIONS

Current and future priorities include:

- Serving as a leading source of international data on forecasts of cotton supply and use by country, exports by destination and imports by origin, and cotton consumption and cotton's share of fiber demand in the world and by region.
- Partnering with farmer representatives with issues related to food security as it relates to income security. Cotton contributes to food security by enhancing soil fertility and retarding the development of pests and diseases in properly-managed crop rotation systems.
- Working toward a set of harmonized requirements for phytosanitary certificates and international rules for trade in cotton, which if adopted by member governments will simplify trade in cotton, improve transparency and lower costs.
- Working toward universal recognition of electronic shipping documents, which if adopted by member states will simplify trade in cotton, improve transparency and lower costs.
- Organizing a round table on biotechnology in cotton to help share experiences on commercial production, marketing and regulation of biotech cotton. Biotechnology is of interest for its great potential to improve economic and food security.

### Principal Partners and Benefits

U.S. Department of Agriculture  
U.S. cotton industry

International Cotton Association  
International Forum for Cotton Promotion

Participation in ICAC enables the U.S. to promote international acceptance of biotechnology, cotton promotion, and the sanctity of contracts and international cotton standards, all of which are important objectives of the U.S. cotton sector. U.S. participation also influences decisions on projects of importance such as the West African Cotton Improvement Program.

### Explanation of Estimate

The FY 2013 request provides for the U.S. assessed contribution to ICAC's fiscal year 2013 budget (July 1, 2012 to June 30, 2013). Individual country's assessed contributions are based on two parts: 40 percent of the total assessment is split equally among the members, and 60 percent based on each member's share of international trade in cotton. Although the total assessment for the organization increased only slightly to cover expected inflationary and other customary cost increases, the U.S. share increased due to an increase in the U.S. share of world cotton trade, resulting in an overall larger increase.

Detailed Computation of Estimate	FY 2011 Actual	FY 2012 Estimate	FY 2013 Request
Assessment Against Members (in Dollars)	1,702	1,783	1,819
United States % Share	19.447	18.764	19.2
United States Assessment (in Dollars)	331	335	349

# CONTRIBUTIONS TO INTERNATIONAL ORGANIZATIONS

## International Grains Council

London, England

(\$ in thousands)

Computation of Estimate	FY 2011 Actual	FY 2012 Estimate	FY 2013 Request
U.S. Requirements in Dollars	535	551	563

The International Grains Council (IGC) furthers growth and cooperation in international trade in grains. IGC contributes to the stability of international grain markets by analyzing market developments and providing timely, comprehensive, and unbiased information to market participants and governments. The United States benefits from increased efficiency of global grain markets, which is economically advantageous to U.S. grain producers and exporters. *[Strategic Goal 3 – promote sustainable economic growth]*

IGC contributes to world food security by assisting with the monitoring of member commitments to provide specific levels of food aid to developing countries. IGC helps facilitate responses by the international community to emergency food situations and to the ongoing food security needs of developing countries. *[Strategic Goal 4 – provide humanitarian assistance]*

### Accomplishments and Priorities

Recent accomplishments by IGC include:

- Added rice to the organization's scope of work beginning in July 2011. Expanded data and analysis on rice will improve food aid information for the United States.
- Enhanced recruitment efforts, such as through the holding of a Council Session in Australia in December 2010. New membership helps defray the U.S. assessment while improving data availability and broadening discussions.
- Tracked market developments and reported on policy measures in key countries in response to recent market price volatility. This information was key for members, and IGC served as an important forum for governments to report on policies.
- Started a review of the Grain Trade Convention (GTC) that would include officially bringing oilseeds under the GTC, and would result in other administrative and operational changes to reflect current realities in global grain trade.
- Published grain market analysis and forecasts, allowing better planning and execution of purchasing activities, and improving global grain markets efficiency. Publications include the Grain Market Report, World Grain Statistics, Grains Shipments, and Fiscal Year Reports.
- Published new weekly indices of grains and oilseeds prices in light of continued high prices and extreme market volatility.
- Improved food aid delivery in response to regional and global emergencies by coordinating national contributions by the world's major food donors, with particular attention to food security concerns.

## CONTRIBUTIONS TO INTERNATIONAL ORGANIZATIONS

- Ensured a predictable level of food aid through the Food Aid Convention (FAC), which requires a minimum annual commitment of food aid, irrespective of commodity price and supply situations. FAC's minimum annual commitment requirements are vital to the assistance activities of the World Food Program and the Food and Agriculture Organization.
- Ensured effective use of donor resources that save and protect the lives of 300 million people threatened every year by famine and disasters by improving the global emergency food aid response system.

Current and future priorities include:

- Exploring industrial uses of grain, notably bio-fuels; and providing analysis and special studies on specific sectors of the grain economy, particularly those affecting trade, utilization, storage, and transportation, especially in developing countries.
- Negotiating a new convention through the Food Aid Committee. The United States will seek common ground with other members on improvements that will lead to greater contributions by other members to the emergency food aid response system.
- Continuing initiatives to attract new members, particularly key international grain economies in Asia. Recent Council Sessions attracted observers from Brazil, China, Mexico, Chinese Taipei, and Thailand.
- Responding to the G-20 Agricultural Market Information System initiative by offering cooperation in its development to ensure a high level of expertise and to avoid duplication of scarce resources.

### Principal Partners and Benefits

U.S. Department of Agriculture	U.S. Wheat Associates
U.S. Grains Council	CARE
North American Export Grain Association	WorldVision
World Food Program	

U.S. participation in IGC is beneficial in the food aid arena where the United States has a voice in FAC discussions regarding regional and global emergencies and coordination of national responses to improving the efficiency of food aid delivery.

### Explanation of Estimate

The FY 2013 request provides for the U.S. assessed contribution to IGC's 2012-2013 fiscal year budget (July 1, 2012 to June 30, 2013).

Detailed Computation of Estimate	FY 2011 Actual	FY 2012 Estimate	FY 2013 Request
Assessment Against Members (in Pounds)	1,416	1,475	1,534
United States % Share	23.55	23.55	23.55
United States Assessment (in Pounds)	333	347	361
Approx. Exchange Rate (Pounds to \$1)	0.622	0.63	0.641
U.S. Requirement in Dollars	535	551	563

# CONTRIBUTIONS TO INTERNATIONAL ORGANIZATIONS

## International Hydrographic Organization

Monte Carlo, Monaco

(\$ in thousands)

Computation of Estimate	FY 2011 Actual	FY 2012 Estimate	FY 2013 Request
U.S. Requirements in Dollars	142	133	141

The International Hydrographic Organization (IHO) helps ensure safe maritime navigation through the sharing of accurate hydrographic information among member states. Up-to-date, accurate surveys and charts of port facilities are essential for the safe transport of oil and other commodities by sea, as well as cruise ship operations often involving the safety of thousands of passengers and crew. Over 95 percent of U.S. foreign trade moves on ships. *[Strategic Goal 3 – promote sustainable economic growth]*

### Accomplishments and Priorities

Recent accomplishments by IHO include:

- Culminated a multi-year project in the summer of 2011 that created five new Navigation Areas for promulgating maritime safety information to keep shipping lanes in the Arctic region safe. Growth in Arctic shipping routes creates a need for increased information about hazards to navigation.
- Continued developing standards for Electronic Navigational Charts in maritime Electronic Chart Display and Information Systems mandated in 2009 by an amendment to the Safety of Life at Sea Convention.
- Established a Universal Hydrographic Data Model for developing specifications for geospatially referenced products to be used in conjunction with Electronic Navigational Charts. The model includes a Marine Protected Area product to help address the risk of adverse impacts to protected marine areas.
- Evaluated the current lack of worldwide electronic chart coverage and actions that need to be taken to support the recently approved phase-in of mandatory carriage requirements for Electronic Chart Display and Information Systems beginning with passenger ships in 2012, followed by tankers, bulk carriers, and cargo ships by 2018.
- Developed an agreement to eliminate redundant electronic navigational chart overlaps, which can cause electronic chart display systems to malfunction. In 2011, national hydrographic offices reached agreement on technical and policy measures that eliminate existing overlaps in the Pacific, Atlantic, Caribbean and other trans-boundary areas.

### Current and future priorities include:

- Continuing collaboration with other organizations to establish policies and standards for nautical products necessary for safe passage of all vessels, including military ones, through domestic and international waters and to help member states and the hydrographic community meet the Electronic Display and Information System carriage deadline of July 2012.
- Continuing efforts to increase capacity building, training programs, and membership in the organization to expand benefits to developing countries.



## CONTRIBUTIONS TO INTERNATIONAL ORGANIZATIONS

- Continuing work on the production of Electronic Navigational Charts, especially in the Caribbean, where over 30 percent of the world’s crude oil and 50 percent of the world’s cruise line traffic passes each year.
- Developing a new plan, through the Arctic Regional Hydrographic Commission, that prioritizes and improves surveying and charting practices in the Arctic and endorses promulgation of the Mariners Routing Guide for the Northwest Passage.
- Developing a uniform system for describing marine environmental features for display on electronic navigation systems, increasing the efficiency and safety of maritime navigation and protection of the marine environment.
- Addressing navigational concerns related to the accuracy of existing positional reference systems in the northern latitudes of the Arctic with the aim of finalizing a Safety of Navigation circular to raise awareness of unique navigational issues in the Polar regions.
- Redesigning and completing the quinquennial update of the Status of Hydrographic Surveying and Nautical Charting Worldwide as a principle document for International Maritime Organization audit activity regarding the Safety of Life at Sea convention.

### Principal Partners and Benefits

National Geospatial-Intelligence Agency	U.S. Navy and Military Sealift Command
National Oceanic and Atmospheric Administration	U.S. Coast Guard
U.S. transportation industry	U.S. Maritime Administration
U.S. coastal states and cities with ports	U.S. cruise ship operators and passengers
U.S. industries that import/export goods by sea	U.S. owners of maritime facilities
U.S. marine equipment and electronics industries	

Ninety percent of the world's trade moves over water, and 95 percent of U.S. foreign trade enters and exits the United States via ships. U.S. participation in IHO enables the U.S. to influence the development of international maritime navigation standards and ensures that the U.S. and other nations have timely access to shared hydrographic data.

### Explanation of Estimate

The request provides for the U.S. assessed contribution to IHO for 2013, the first year of the IHO 2013-2017 quinquennial budget. The request estimates a 2.4 percent increase in the assessed budget to cover inflationary cost increases.

Detailed Computation of Estimate	FY 2011 Actual	FY 2012 Estimate	FY 2013 Request
Assessment Against Members (in Euros)	2,710	2,725	2,791
United States % Share	3.731	3.655	3.731
United States Assessment (in Euros)	100	100	104
Approx. Exchange Rate (Euros to \$1)	0.704	0.752	0.74
U.S. Requirement in Dollars	142	133	141

# CONTRIBUTIONS TO INTERNATIONAL ORGANIZATIONS

## International Institute for the Unification of Private Law

Rome, Italy  
(\$ in thousands)

Computation of Estimate	FY 2011 Actual	FY 2012 Estimate	FY 2013 Request
U.S. Requirements in Dollars	175	163	169

The International Institute for Unification of Private Law (IIUPL or UNIDROIT) formulates modern trade and business practices and creates international treaties, model laws, and uniform rules that promote international commerce and facilitate the expansion of overseas market opportunities for U.S. exporters of goods and services, as well as strengthen local economies and build capacity in developing country markets of importance to the United States. [*Strategic Goal 3 – promote sustainable economic growth*]

UNIDROIT promotes modern judicial standards in developing countries that increase their participation in international commerce. UNIDROIT instruments promote financial transparency and increase the availability of credit to small-- and medium--sized businesses in developing countries. Accession to UNIDROIT conventions and the application of uniform rules and model national laws help to promote U.S. international rule of law objectives. [*Strategic Goal 3 – promote democratic governance*]

### Accomplishments and Priorities

Recent accomplishments by UNIDROIT include:

- Initiated, with support from the U.S. financial and banking community, legislative guidelines for implementing the new “Geneva” Convention on cross-border investment securities transactions, which will assist developing and developed countries implement the Convention and modernize their domestic investment securities laws.
- Increased the number of states ratifying the Cape Town Convention on financing acquisitions of large-scale equipment to 50. The Convention, based on the U.S. Uniform Commercial Code, upgrades international commercial finance for equipment such as aircraft and railroad rolling stock, and creates new market opportunities for U.S. businesses.
- Increased the number of states ratifying the Aircraft and Aircraft Engine Finance Protocol to the Cape Town Convention, covering over 70 percent of the world’s transactions in this sector and extending special financing law provisions that enable states to take delivery of U.S.-manufactured aircraft at preferential financing rates provided by the Export-Import Bank and U.S. banking outlets.
- Promoted the recently concluded model national leasing law, which will lead to increased exports to developing countries, credit for small and medium sized businesses, and transparency in financing transactions, benefiting the U.S. equipment supply and services industries.
- Completed additional provisions of the UNIDROIT Principles of International Commercial Contracts, which draw on best commercial practices in common and civil law countries and are increasingly the basis of transnational contracts, resulting in reduced frequency of contractual disputes for a wide range of U.S. manufacturers and distributors engaged in foreign trade.

## CONTRIBUTIONS TO INTERNATIONAL ORGANIZATIONS

Current and future priorities include:

- Organizing new initiatives, including an international meeting on food security designed to upgrade private law on farm and fisheries finance, land usage, storage, and distribution of food products.
- Initiating work on a protocol on financing of high-value agricultural, construction and mining equipment.
- Completing a new international registry for financing interests in railroad rolling stock, which will implement the 2007 Luxembourg Protocol and thus open up increased market opportunities for U.S. rail equipment and financing.
- Continuing work on a protocol establishing private finance and commerce as the basis for future space development, benefiting start-ups and small and medium size businesses.
- Continuing work on harmonized rules and standards for electronic settlement of financial transactions (“financial netting”), promoting commerce and protecting markets from systemic risk.

### Principal Partners and Benefits

U.S. Department of Transportation	U.S. Federal Aviation Administration
U.S. Department of Commerce	U.S. Securities Exchange Commission
U.S. Department of Treasury	New York Federal Reserve
U.S. Export-Import Bank	American Bar Association, Sections on Business
U.S. Council on International Business	National Center for Inter-American Free Trade
National Conference of Commissioners on Uniform State Laws	

UNIDROIT’s constituency includes the U.S. commercial lending and finance industries, aircraft and aircraft engine manufacturers, rail equipment manufacturers, agricultural and construction equipment manufacturers, equipment finance and leasing services, securities regulators and intermediaries, and investment securities firms. Participation in UNIDROIT enables the U.S. to promote modern commercial laws reflecting U.S. law and experience. Diminished support for UNIDROIT would impair U.S. participation in an international forum where nations reach agreements on important matters involving private law. Without U.S. participation, future international law in these areas could increasingly be shaped by other governments and their legal systems, to the detriment of U.S. citizens and businesses.

### Explanation of Estimate

The request provides for the U.S. assessed contribution to UNIDROIT for calendar year 2013. The request anticipates a two percent increase to cover inflationary cost increases.

Detailed Computation of Estimate	FY 2011 Actual	FY 2012 Estimate	FY 2013 Request
Assessment Against Members (in Euros)	2,022	2,288	2,334
United States % Share	6.058	5.353	5.353
United States Assessment (in Euros)	123	123	125
Approx. Exchange Rate (Euros to \$1)	0.703	0.755	0.74
U.S. Requirement in Dollars	175	163	169

# CONTRIBUTIONS TO INTERNATIONAL ORGANIZATIONS

## International Lead and Zinc Study Group

Lisbon, Portugal

(\$ in thousands)

Computation of Estimate	FY 2011 Actual	FY 2012 Estimate	FY 2013 Request
U.S. Requirements in Dollars	38	34	35

The International Lead and Zinc Study Group (ILZSG) promotes transparency and encourages industry competition in the worldwide lead and zinc markets. The United States directly benefits from pooled information that ILZSG maintains on changes in the markets for lead and zinc. The United States is the leading global importer of refined zinc and lead, the second leading producer of refined lead, and the fourth leading producer of zinc ore. Access to ILZSG's information helps U.S. industry improve its industrial forecasting and long-term production planning capability. ILZSG meetings allow a unique platform for government delegates to meet and strengthen connections with major industrial players in the lead and zinc markets. *[Strategic Goal 3 – promote sustainable economic growth]*

### Accomplishments and Priorities

Recent accomplishments by ILZSG include:

- Introduced a monthly press release that provides up-to-date statistics, improving market transparency and promoting U.S. industry competitiveness.
- Tracked and reported market trends in lead and zinc and forecasted an increased global demand for refined lead metal in 2012.
- Conducted meetings of the Industry Advisory Panel, consisting of senior experts from industry, which provide insight for member governments on the effect of economic and environmental developments on the lead and zinc markets from an industry standpoint.

Current and future priorities include:

- Organizing the “Materials Stewardship for Mining and Metals” seminar to be held April 2012. The objective is to exchange views on how the lead and zinc industry can enhance stewardship and to improve understanding of how the mining and metals companies, industry associations, and member governments are currently engaged in stewardship.
- Analyzing the impact of the financial crisis on the lead and zinc industries, and studying strategies on cost controls, increased efficiency and productivity measures to assist U.S. industries during the current crisis and better position them for the eventual recovery in demand.
- Creating an Ad-Hoc Working Group on Specialty Minerals (WGSM), being established by the Australia, Canada, the European Union, and the United States; to provide guidance and advice to member countries related to market trends and future availability for specialty minerals and rare-earths, which are playing an increasingly important role in the global economy.

## CONTRIBUTIONS TO INTERNATIONAL ORGANIZATIONS

- Carrying out an April 2012 Joint Study Groups' Seminar on “How Society Benefits from Mining and Metals Production” in conjunction with the April meetings of the International Nickel Study Group, the International Lead and Zinc Study Group, and the International Copper Study Group.

### Principal Partners and Benefits

U.S. Department of Commerce  
 U.S. Department of Defense  
 U.S. Department of Transportation  
 U.S. Trade Representative

U.S. Geological Survey  
 U.S. Department of Energy  
 U.S. Environmental Protection Agency  
 U.S. International Trade Commission

ILZSG's constituency includes the U.S. battery, steel, construction material, automotive, and electrical industries, and the major lead and zinc mine states of Alaska, Idaho, Missouri, Pennsylvania, and Tennessee. All 29 ILZSG member states provide valuable annual production, consumption, and stockpile data to ILZSG. The information that ILZSG collects from member states, particularly China and Russia, is not available from other public and private industry organizations and publications. ILZSG-maintained information on stockpiles is an important alternative to disinformation that actors in non-market economies use to manipulate non-ferrous metals prices.

### Explanation of Estimate

The request provides for the U.S. assessed contribution to ILZSG for calendar year 2013. No significant increase in the assessed budget for the organization is projected for 2013. An anticipated annual increase for salaries is expected to be offset by ongoing savings initiatives.

Detailed Computation of Estimate	FY 2011 Actual	FY 2012 Estimate	FY 2013 Request
Assessment Against Members (in Euros)	376	374	374
United States % Share	7.018	6.892	6.892
United States Assessment (in Euros)	26	26	26
Approx. Exchange Rate (Euros to \$1)	0.684	0.765	0.74
U.S. Requirement in Dollars	38	34	35

# CONTRIBUTIONS TO INTERNATIONAL ORGANIZATIONS

## International Organization of Legal Metrology

Paris, France

(\$ in thousands)

Computation of Estimate	FY 2011 Actual	FY 2012 Estimate	FY 2013 Request
U.S. Requirements in Dollars	171	154	166

The International Organization of Legal Metrology (IOLM) develops measurement standards for use in international trade in commodities. U.S. measuring instrument manufacturers and companies that sell products measured with these instruments (such as petroleum and grain) rely on IOLM standards to gain access and sell products in foreign markets. IOLM standards are used in health, safety, and protection of the environment. IOLM standards also provide the technical foundation for environmental agreements and protocols, such as the UN Framework Convention on Climate Change and the Stockholm Convention on Persistent Organic Pollutants. *[Strategic Goal 3 – promote sustainable economic growth]*

### Accomplishments and Priorities

Recent accomplishments by IOLM include:

- Reconfirmed technical standards for capacity measures covering a wide range of liquids from milk to liquid fuels, and revised the technical standard for test methods for the material measure of length, i.e., tape measures.
- Signed a Memorandum of Understanding to increase cooperation with the International Electrotechnical Commission in the fields of technical standardization and conformity assessment.
- Established a liaison with the Consumer Policy Committee of the International Standardization Organization with the objective of including the voice of the consumer in IOLM's technical work.
- Improved cooperation among national metrology services in developing countries to standardize legal metrology infrastructure under the IOLM Certificate System and the Mutual Acceptance Agreement.
- Revised the technical standard on automatic rail weighbridges that is used for weighing products shipped by train. U.S. participation in this revision has resulted in further harmonization of the IOLM's standard with U.S. standards.
- Maintained measurement and performance standards for instruments relating to road and traffic safety (radar guns), public intoxication (breathalyzers), electricity metering, measurement of liquid and gas flow and storage, and measurement of hydrogen for use in vehicle fuels.
- Advanced acceptance of test data among international certifying bodies, thus reducing the need by companies that manufacturer weighing equipment (e.g.: grocery market scales and water meters) to have their instruments tested in each country where they seek to market their instruments.
- Continued to work with the International Laboratory Accreditation Corporation and the International Accreditation Forum to share resources that are essential to ensuring cooperation in laboratory metrology that reduce technical barriers to trade.

## CONTRIBUTIONS TO INTERNATIONAL ORGANIZATIONS

Current and future priorities include:

- Developing a strategy for assuring the conformity of manufactured instruments to the design to which they were originally tested and approved. This will promote the acceptance of manufactured instruments into foreign markets.
- Developing international standards for environmental monitoring instruments, including instruments for measuring vehicle exhaust emissions and pollutants in water and at hazardous waste sites. Development of these standards will facilitate robust global monitoring and enforcement of environmental requirements.
- Revising and developing new international standards of measurement of the net quantity in prepackages. The growing global tendency towards the sale of prepackaged commodities has increased demand for such standards. An update of the statistical algorithm underpinning IOLM sampling plans for prepackages is underway.
- Updating a Model Law on Metrology and international guidance on ‘Legal Units of Measure’ to harmonize measurement units around the world, promoting economic stability by building trust in transactions involving measurements and measuring instruments.

### Principal Partners and Benefits

U.S. Food and Drug Administration	U.S. Department of Agriculture
U.S. Environmental Protection Agency	American Petroleum Institute
U.S. Department of Transportation	American Gas Association
U.S. National Conference on Weights and Measures	

The United States has made significant progress in getting U.S. requirements into IOLM standards, which are used worldwide as the basis for deciding whether to permit the local sale and use of U.S. measuring instruments. U.S. commodity manufacturers benefit from U.S. influence on IOLM packaging and labeling standards, resulting in enhanced ability to market products abroad.

### Explanation of Estimate

The request provides for the U.S. assessed contribution to IOLM for calendar year 2013, the first year of IOLM's 2013-2016 quadrennial budget. The request estimates a two percent increase to cover expected inflationary cost increases.

Detailed Computation of Estimate	FY 2011 Actual	FY 2012 Estimate	FY 2013 Request
Assessment Against Members (in Euros)	1,644	1,769	1,804
United States % Share	6.91	6.557	6.557
United States Assessment (in Euros)	114	116	118
English Translation Service	5	5	5
U.S. Requirement (in Euros)	118	121	123
Approx. Exchange Rate (Euros to \$1)	0.69	0.786	0.74
U.S. Requirement in Dollars	171	154	166

# CONTRIBUTIONS TO INTERNATIONAL ORGANIZATIONS

## International Renewable Energy Agency

Abu Dhabi, United Arab Emirates

(\$ in thousands)

Computation of Estimate	FY 2011 Actual	FY 2012 Estimate	FY 2013 Request
U.S. Requirements in Dollars	2,917	3,147	3,696

The International Renewable Energy Agency (IRENA) promotes uses of renewable energy by sharing knowledge and best practices in renewable energy policies and implementation; building capacity for the diffusion of renewable energy technologies, particularly in the developing world; and enhancing access to modern energy services through sustainable and renewable resources. IRENA's program of work helps to promote U.S. exports of renewable energy technologies, improves markets for U.S. innovations, supports U.S. energy security goals by reducing dependence on imported oil, and promotes the well-being of U.S. citizens by contributing to efforts to protect the global environment. *[Strategic Goal 3 – promote sustainable economic growth]*

### Accomplishments and Priorities

Recent accomplishments by IRENA include:

- Established strategic partnerships and relationships with numerous international entities, including the Clean Energy Ministerial, the Intergovernmental Panel on Climate Change, the Renewable Energy Policy Network for the 21st Century, the Renewable Energy and Energy Efficiency Partnership, the Global Green Growth Forum, and the Global Green Growth Institute.
- Opened the Bonn Innovation Center, which is responsible for creating strategies to develop and deploy renewable energy technologies and helping empower countries to foster innovation and transition to renewable energy based systems.
- Concluded an agreement with the International Energy Agency to establish a joint Global Renewable Energy Policies and Measures Database that will provide member states with the most reliable and up-to-date information on global renewable energy policies.
- Held the Africa Consultative Forum in July 2011, which agreed on the way forward on policies and initiatives that can accelerate implementation of renewable energy in Africa.

Current and future priorities include:

- Preparing Renewable Energy Country Profiles that will provide a comprehensive picture of the state of renewable energy for publication on the IRENA website.
- Developing objective indicators to assess the readiness of participating member countries from Africa and the Pacific Islands to deploy renewable energy technologies.
- Undertaking a comprehensive mapping of existing data on renewable energy deployment and identifying gaps that IRENA can help address in the future.
- Collaborating with the Global Wind Energy Council to conduct an assessment of the type of policy environment that will successfully promote the development of wind power.



## CONTRIBUTIONS TO INTERNATIONAL ORGANIZATIONS

- Participating in the United Nations Secretary-General’s High-Level Group on Sustainable Energy for All, which is comprised of world leaders from business, governments, international organizations, and civil society.
- Developing the Renewable Energy Learning Partnership, which will provide a platform for exchanging information among renewable energy and education experts, and facilitate access to education and training opportunities.

### Management Transparency, Accountability, and Reform

With strong involvement by the United States and other interested member states, the IRENA secretariat has been implementing numerous organizational mechanisms to promote accountability, integrity, and transparency. These include: a comprehensive conflict of interest policy, a process for selecting external auditors that opens competition to public and private sector entities, a policy on the public disclosure of documents, financial and staff regulations that incorporate best practices of other international organizations, and a program and budget planning process that emphasizes results and links resources to the organization’s mission and strategic goals.

### Principal Partners and Benefits

Department of Energy	National Renewable Energy Laboratory
Department of Treasury	United States Trade Development Agency
Overseas Private Investment Corporation	

IRENA will play an important role in helping to open developing country markets to U.S. and other nation’s renewable energy technologies. IRENA’s core activities include building capacity, improving domestic governance, and facilitating the creation of environments that enable the implementation of renewable energy sources. IRENA will support increased uptake of renewable energy solutions, which will have benefits for the U.S. environment and energy security. IRENA will also serve as a forum for engagement between governments, scientists, and the private sector on renewable energy solutions.

### Explanation of Estimate

The FY 2013 request provides for the U.S. assessed contribution to IRENA for 2013, the second full year of the organization’s existence. The request projects a five percent increase in the organization’s assessed budget, in anticipation of the organization continuing to become fully staffed and operational. 2012 is the first full year of operation for the organization, with 2011 representing nine months of activity because the organization came into existence in April 2011.

Detailed Computation of Estimate	FY 2011 Actual	FY 2012 Estimate	FY 2013 Request
Assessment Against Members (in Dollars)	13,260	16,000	16,800
United States % Share	22	22	22
United States Assessment (in Dollars)	2,917	3,520	3,696
Less: Prior Year Credit/Surplus	0	(373)	0
U.S. Requirement in Dollars	2,917	3,147	3,696

## CONTRIBUTIONS TO INTERNATIONAL ORGANIZATIONS

### International Rubber Study Group

Singapore, Singapore

(\$ in thousands)

Computation of Estimate	FY 2011 Actual	FY 2012 Estimate	FY 2013 Request
U.S. Requirements in Dollars	113	0	0

The International Rubber Study Group (IRSG) serves as an authoritative source of statistical data and analysis for the rubber industry, including production, consumption and trade in rubber as well as rubber products. IRSG prepares current estimates and analyses on the future supply and demand for rubber, while undertaking statistical and economic studies on specific aspects of the industry.

The United States formally submitted its intention to withdraw from IRSG on October 29, 2010, with an effective withdrawal date of June 30, 2011. The limited benefits to the U.S. government from continued membership were outweighed by the financial, legal and staff resources required for continued participation. As producers and consumers of rubber have changed over the years, the relevance of data produced by this organization and the utility of continued U.S. government participation for U.S. industry was questionable especially because China, the world's largest consumer of rubber, is not a member.

Detailed Computation of Estimate	FY 2011 Actual	FY 2012 Estimate	FY 2013 Request
Assessment Against Members (in Sing Dollars)	1,275	0	0
United States % Share	11.367	0	0
United States Assessment (in Sing Dollars)	145	0	0
Approx. Exchange Rate (Sing Dollars to \$1)	1.283	0	0
U.S. Requirement in Dollars	113	0	0

# CONTRIBUTIONS TO INTERNATIONAL ORGANIZATIONS

## International Seed Testing Association

Zurich, Switzerland

(\$ in thousands)

Computation of Estimate	FY 2011 Actual	FY 2012 Estimate	FY 2013 Request
U.S. Requirements in Dollars	16	14	14

The International Seed Testing Association (ISTA) develops official rules and testing procedures for international trade in seeds, accredits seed testing laboratories around the world, and works to reduce non-tariff barriers to trade in seeds. ISTA promotes uniformity in seed testing worldwide. These objectives help ensure fair and open foreign markets for U.S. seed exports, which comprise 20 percent of worldwide seed exports and are an important component of overall U.S. agricultural exports. [*Strategic Goal 3 – promote sustainable economic growth*]

### Accomplishments and Priorities

Recent accomplishments by ISTA include:

- Conducted proficiency tests and completed accreditation audits of over 120 seed testing laboratories. Laboratories using harmonized methods result in greater international uniformity of seed quality evaluation, leading to greater market certainty for U.S. seed producers and exporters. International uniformity of seed quality evaluation is important to food security as it provides growers with reliable information about seed quality.
- Published the 2011 edition of rules governing sampling and testing of seeds. Issued internationally-accepted ISTA seed lot quality certificates that ensure U.S. seed exporters have access to overseas markets and provide seed importing countries with high quality seeds. Standardized methods of seed testing and reporting of results help facilitate the international movement of seeds, providing greater market access and increased agricultural productivity for developing countries.
- Established a Genetically Modified Organism Committee which will organize proficiency tests for genetically engineered seeds, facilitate information exchanges among laboratories performing these tests, and offer training workshops.
- Established an Advanced Technologies Committee which will monitor development of technologies with implications for seed testing, provide information on advanced technologies (other than genetic engineering) to the other ISTA technical committees, and formulate views on technological developments from a seed-testing perspective. New technologies for faster methods of seed quality determination facilitates timely shipment and benefits U.S. seed exporters.
- Conducted seminars on seed testing and laboratory accreditation with regional seed organizations such as the Asian and Pacific Seed Association and the African Seed Trade Association, promoting accurate and uniform testing for seed in international trade.
- Continued to work with the Food and Agriculture Organization (FAO) to foster cooperation in capacity building, technology transfer, and information exchanges in all aspects of seed quality assurance, especially in developing countries. Seed quality assurance is a tool in food security by providing uniform analyses of the purity and germination capacity of seeds. \

## CONTRIBUTIONS TO INTERNATIONAL ORGANIZATIONS

- Continued to harmonize ISTA's Rules for Seed Testing with the Association of Official Seed Analysts. Adopted new testing rules for seed mixtures, which will facilitate international movement of these products. These rules are followed by most seed testing laboratories within the United States and Canada.

Current and future priorities include:

- Continuing the experiment to establish criteria to allow larger seed lot size for certain grass species for seed production plants that meet the quality requirements for homogeneity of the seed lots. This initiative is expected to benefit grass seed producers in the United States by facilitating international trade of larger seed lots.
- Expanding training activities through FAO and regional seed groups on the use of seeds with known quality characteristics through seminars and workshops on seed testing with special emphasis on developing countries. These training opportunities are one of the tools ISTA provides to foster food security.
- Initiating an experiment to collect information that may be used to determine the reliability of seed mixture test results and establish tolerances. This experiment is expected to facilitate international trade of seed mixtures.

### Principal Partners and Benefits

U.S. Department of Agriculture	International Seed Federation
Association of Official Seed Analysts	American Seed Trade Association
Society of Commercial Seed Technologists	U.S. seed importers and exporters
Association of Official Seed Certifying Agencies	U.S. seed testing laboratories

ISTA helps ensure a level playing field for seed markets internationally, enabling U.S. access to international markets through accreditation of seed-testing laboratories, issuance of international seed lot quality certificates, and promotion of seed research and technology.

### Explanation of Estimate

The FY 2013 request provides for the U.S. assessed contribution to ISTA for calendar year 2013. ISTA generates 46 percent of its income from the sale of goods and services, and 54 percent from dues according to the number of seed-testing laboratories in each member country. The U.S. has two ISTA-accredited laboratories: one in the U.S. Forest Service and one in the Agricultural Marketing Service. The request anticipates a slight increase to cover expected inflationary and other customary cost increases.

Detailed Computation of Estimate	FY 2011 Actual	FY 2012 Estimate	FY 2013 Request
Assessment Against Members (in Swiss Francs)	1,055	1,065	1,086
United States % Share	1.2	1.201	1.201
United States Assessment (in Swiss Francs)	13	13	13
Approx. Exchange Rate (Swiss Francs to \$1)	0.813	0.929	0.901
U.S. Requirement in Dollars	16	14	14

# CONTRIBUTIONS TO INTERNATIONAL ORGANIZATIONS

## International Tropical Timber Organization

Yokohama, Japan

(\$ in thousands)

Computation of Estimate	FY 2011 Actual	FY 2012 Estimate	FY 2013 Request
U.S. Requirements in Dollars	319	286	308

The International Tropical Timber Organization (ITTO) supports conservation and sustainable management of tropical forest ecosystems worldwide through far-reaching and innovative approaches to sustain tropical forests, including capacity-building projects in tropical timber producing countries. ITTO promotes transparency in world tropical timber markets and assists in the development of viable and efficient forest industries. The United States benefits from ITTO's work to conserve tropical forests and promote biological diversity and environmental services. As a major importer of tropical timber products and a major exporter of wood products, the United States benefits economically from ITTO's work to promote trade in products of sustainably managed tropical forests. *[Strategic Goal 3 – promote sustainable economic growth]*

### Accomplishments and Priorities

Recent accomplishments by ITTO include:

- Achieved entry into force of a groundbreaking agreement that codifies the organization's long-standing philosophy of using tropical forests in a sustainable way to conserve forests, alleviate poverty, and promote economic growth.
- Strengthened transparency and access to information on tropical forests by publishing data on forest management and trade, developing a satellite image-based planning tool for forest restoration, promoting indicators to monitor progress toward sustainable forest management, and strengthening countries' capacity to gather and analyze data.
- Strengthened member states' compliance with obligations related to tropical timber species and enhancing biodiversity conservation in tropical forests through the Convention on International Trade in Endangered Species (CITES) and the Convention on Biological Diversity.
- Improved management of CITES-listed timber species through cooperation with the CITES Wild Fauna and Flora Secretariat.
- Improved the competitiveness of wood products from sustainably managed and legally harvested sources while promoting more effective efforts to combat illegal logging through effective forest law enforcement and governance.
- Established and funded thematic work programs to reduce tropical forest deforestation and degradation and help mitigate climate change, strengthen forest law enforcement, and improve community forest management practices.
- Approved and financed in 2011 over \$12 million in capacity building projects that support sustainable forest management and conservation.

## CONTRIBUTIONS TO INTERNATIONAL ORGANIZATIONS

Current and future priorities include:

- Promoting sustainable management of tropical forests and combating illegal logging to increase employment opportunities, government export revenues currently lost through illegal sourcing, and the use of technologies that reduce local deforestation.
- Increasing the quality and reliability of resource, trade, and production information on tropical timber, to the benefit of private sector entities and governments involved in the trade of tropical timber and other forest products.
- Implementing programs to involve local stakeholders in forest fire prevention, promoting trans-boundary cooperation to conserve biodiversity, strengthening law enforcement through better timber tracking and identification technologies, improving livelihoods through non-timber forest product industries, and building capacity for forest management and monitoring in tropical countries.

### Principal Partners and Benefits

Office of the U.S. Trade Representative	International Wood Products Association
USDA Forest Service	World Wildlife Fund
U.S. Department of Commerce	World Resources Institute
U.S. Agency for International Development	Forest Trends
U.S. Fish and Wildlife Service	

ITTO plays a key role in developing and implementing improved management practices for tropical forests, providing conservation, commercial and strategic benefits to the United States. The value of world trade in tropical timber products is more than \$20 billion annually, and the sector is a significant component of the economies of a number of developing countries, including several key strategic allies. The United States is a major consumer of tropical timber products. Tropical forests are widely recognized as having a key role in efforts to conserve global biodiversity and mitigate global climate change. ITTO is the only forum where the United States can promote its interests as a consumer of tropical timber and a producer of competing non-tropical forest products.

### Explanation of Estimate

The FY 2013 request provides for the U.S. assessed contribution to ITTO for calendar year 2013. As of December 7, 2011, the new International Tropical Timber Agreement (ITTA 2006) has come into force. The new agreement promotes a more equitable and stable basis for funding ITTO's core work program. The U.S. assessment rate for contributions to the ITTO fluctuates based on a three-year moving average of the U.S. share of the volume of tropical timber imports by member countries. The current U.S. assessment rate in 2012 is 3.8 percent, down from 5.3 percent in 2011 due to a fall in the U.S. share of tropical timber imports. The U.S. assessment may shift in 2013 due to the change in membership and shares under the new agreement. An assessment is under way to determine the full impact of the new agreement on U.S. budget requests going forward.

Detailed Computation of Estimate	FY 2011 Actual	FY 2012 Estimate	FY 2013 Request
Assessment Against Members (in Dollars)	8,134	7,528	7,905
United States % Share	5.3	3.8	3.9
United States Assessment (in Dollars)	319	286	308

## CONTRIBUTIONS TO INTERNATIONAL ORGANIZATIONS

### International Union for the Conservation of Nature and Natural Resources

Gland, Switzerland

(\$ in thousands)

Computation of Estimate	FY 2011 Actual	FY 2012 Estimate	FY 2013 Request
U.S. Requirements in Dollars	526	533	556

The International Union for the Conservation of Nature and Natural Resources (IUCN) promotes the conservation of biodiversity and ecosystems, both marine and terrestrial, around the world. Conservation in these areas is crucial to a wide range of U.S. interests, including the U.S. agricultural and pharmaceutical industries and global efforts related to food security. IUCN has also been instrumental in providing the scientific analyses for and supporting international environmental agreements and initiatives important to the United States, such as the Convention on International Trade in Endangered Species (CITES) and the Intergovernmental Science-Policy Platform on Biodiversity and Ecosystem Services (IPBES). *[Strategic Goal 3 – promote sustainable economic growth]*

#### Accomplishments and Priorities

Recent accomplishments by IUCN include:

- Launched the development of a Red List for Ecosystems to build stronger links between ecosystems, livelihoods, health, and human well-being. This initiative builds on the IUCN Red List of Threatened Species and promotes the development of scientific analyses needed to support IPBES, including providing scientific criteria to demonstrate how ecosystems benefit livelihoods and human well-being and create the foundation for improved ecosystem management.
- Provided toolkits and training on sustainable management techniques and valuation of biodiversity and ecosystem services for use worldwide through IUCN's Ecosystem Management program. This initiative promotes incorporation of science and economic valuation into decision-making processes and integrated ecosystem-wide sustainable management, with emphasis on management strategies related to food security and climate change.
- Worked with communities and government agencies through IUCN's marine program to reduce illegal fish trade and improve fisheries governance and market access. Unregulated and unsustainable trade of fish leads to the loss of marine biodiversity and fish stocks, which in turn affects the people who rely on fisheries for food and income.

Current and future priorities include:

- Continuing to promote sustainable forest management, in particular with respect to climate change, and combating illegal logging through community-based use of tropical timber and implementation of the Forest Law Enforcement and Governance.
- Providing key scientific analyses and coordinating civil society input into the negotiations for an Intergovernmental Platform for Biodiversity and Ecosystems Services, including that from scientific and academic entities, conservation non-governmental organizations, and indigenous and local communities.

## CONTRIBUTIONS TO INTERNATIONAL ORGANIZATIONS

- Collaborating with Coalition Against Wildlife Trafficking partners to combat illegal wildlife trade and raise awareness of the effects of wildlife trafficking, particularly as it relates to tiger conservation and the Global Tiger Initiative, to coordinate on economic growth and the rule of law issues, and to establish a global system of regional wildlife enforcement networks.
- Collaborating with the International Coral Reef Initiative, including serving as the coordinator for the Global Coral Reef Monitoring Network to provide up-to-date assessments of the health of coral reef ecosystems and threats to those ecosystems, to support efforts to improve management of coral reef resources, including live reef fisheries.

### Principal Partners and Benefits

U.S. Department of Commerce	Smithsonian Institution
National Oceanic and Atmospheric Administration	National Academy of Sciences
U.S. Fish and Wildlife Service	National Geographic Society
U.S. Park Service	Conservation International
U.S. Agency for International Development	World Wildlife Fund
U.S. Forest Service	The Nature Conservancy
U.S. Environmental Protection Agency	Wildlife Conservation Society
American Zoo and Aquarium Association	Safari Club International

IUCN provides much of the information and analysis for science-based decision-making in multilateral environmental agreements, supporting U.S. policy on the use of sound science. Three-quarters of the world's poorest people depend directly on natural resources for their livelihood. The ways in which the benefits of natural assets are valued, managed, used and shared relates directly to food security. IUCN is also a forum for coordinating governmental and non-governmental approaches to environmental conservation and the sustainable use of natural resources. IUCN membership enhances U.S. credibility as a supporter of sound environmental science and science-based decision-making.

### Explanation of Estimate

The FY 2013 request provides for the U.S. assessed contribution to IUCN for calendar year 2013, the first year of IUCN's 2013-2016 quadrennial program of work. Membership dues at the IUCN are indexed to the Consumer Price Index for Switzerland as published by the Swiss Federal Statistical Office. The FY 2013 request is based on a two percent increase due to inflationary cost increases.

Detailed Computation of Estimate	FY 2011 Actual	FY 2012 Estimate	FY 2013 Request
Assessment Against Members (in Swiss Francs)	10,638	10,850	11,067
United States % Share	4.53	4.53	4.53
United States Assessment (in Swiss Francs)	477	492	501
Approx. Exchange Rate (Swiss Francs to \$1)	0.907	0.923	0.901
U.S. Requirement in Dollars	526	533	556



# CONTRIBUTIONS TO INTERNATIONAL ORGANIZATIONS

## International Union for the Protection of New Varieties of Plants

Geneva, Switzerland

(\$ in thousands)

Computation of Estimate	FY 2011 Actual	FY 2012 Estimate	FY 2013 Request
U.S. Requirements in Dollars	341	291	297

The International Convention for the Protection of New Plant Varieties (UPOV) stimulates investment in agricultural markets through intellectual property systems that preserve property rights and economic benefits for originators of new plant varieties. As the source of twenty percent of all property rights filings for new plant varieties, the U.S. plant-breeding industry benefits from effective systems for plant variety protection worldwide. [*Strategic Goal 3 – promote sustainable economic growth*]

### Accomplishments and Priorities

Recent accomplishments by UPOV include:

- Provided advice and assistance on the development of plant variety protection legislation to numerous potential members, including Brunei, Cambodia, Ghana, Guatemala, Indonesia, Malaysia, Peru, Philippines, Saudi Arabia, Tajikistan, Tanzania, Thailand, Togo, Uganda, and Zambia. Improving the legal framework for plant variety protection in these countries provides potential markets for the U.S. plant-breeding industry.
- Launched a new website in November 2011, which contains comprehensive information on plant variety protection under the UPOV Convention, including a plant variety database, plant variety laws of UPOV members, and data and statistics. Public access to this information saves U.S. plant-breeders time and money in obtaining plant-breeders rights protection in UPOV member countries, and reduces risks associated with infringement of prior rights.
- Promoted plant variety protection systems that are effective and transparent by preparing and disseminating explanatory notes on various aspects of the UPOV Convention, to the benefit of U.S. companies seeking better intellectual property protection abroad.
- Promoted uniformity in international practices by developing and disseminating eleven additional test guidelines and amending eight previously adopted test guidelines for achieving consistency in application examination.
- Promoted better understanding and appreciation of the importance of plant variety protection under the UPOV Convention by conducting and participating in over 85 seminars, meetings, and training sessions for government officials, students, and stake holders from around the world in 2011. Better understanding of plant breeders' rights leads to reduced intellectual property infringement, and thus benefits U.S. innovative companies.

### Current and future priorities include:

- Promoting a plant variety protection system in accordance with the UPOV Convention and providing assistance to countries that wish to become UPOV members in drafting effective plant variety protection legislation.

## CONTRIBUTIONS TO INTERNATIONAL ORGANIZATIONS

- Providing advice and assistance to new UPOV members to set up and operate an effective plant variety protection office.
- Improving systems for testing and examining new varieties of plants to keep pace with technological changes, such as incorporating biotechnological techniques to distinguish new varieties of plants derived from genetic engineering methods.
- Promoting cooperation between public and private entities involved in plant variety development and protection, including international plant breeding centers and international seed businesses for their mutual benefit.
- Seeking to ensure that developments in other fora, such as the Convention of Biological Diversity and the International Treaty on Plant Genetic Resources for Food and Agriculture are implemented in a way that is mutually supportive with regard to the UPOV Convention.

### Principal Partners and Benefits

U.S. Patent and Trademark Office  
 Office of the U.S. Trade Representative  
 U.S. Biotechnology Industry Organization  
 American Intellectual Property Law Association

U.S. Pharmaceutical Research and  
 Manufacturing Association  
 International Seed Federation  
 American Seed Trade Association  
 U.S. Department of Agriculture

UPOV's constituency includes U.S. agricultural interests, innovators, breeders, researchers, and pharmaceutical and biotech manufacturers. The United States is a worldwide leader in the field of plant variety development. U.S. exports of grains and other plant varieties amount to approximately \$18 billion annually. Protection of U.S. property rights is vital to promoting U.S. commerce abroad. Forty-seven countries are now members of the 1991 UPOV convention, and 22 countries are members of the 1978 UPOV Convention. UPOV membership enables thousands of plant variety protection filers in the United States to use an effective international system for plant variety protection to file for, and obtain, property rights protection from other UPOV members around the world.

### Explanation of Estimate

The FY 2013 request provides for the U.S. assessed contribution to UPOV for calendar year 2013, the second year of UPOV's 2012-2013 biennial budget.

Detailed Computation of Estimate	FY 2011 Actual	FY 2012 Estimate	FY 2013 Request
Assessment Against Members (in Swiss Francs)	3,302	3,323	3,323
United States % Share	8.124	8.071	8.071
United States Assessment (in Swiss Francs)	268	268	268
Approx. Exchange Rate (Swiss Francs to \$1)	0.786	0.921	0.901
U.S. Requirement in Dollars	341	291	297

# CONTRIBUTIONS TO INTERNATIONAL ORGANIZATIONS

## World Organization for Animal Health

Paris, France

(\$ in thousands)

Computation of Estimate	FY 2011 Actual	FY 2012 Estimate	FY 2013 Request
U.S. Requirements in Dollars	208	197	204

The World Organization for Animal Health, also known as the International Office of Epizootics (OIE), advances safe international trade of animals and animal products through international standards and guidelines on animal health and diseases transmitted from animals to humans. OIE provides capacity-building assistance to developing countries to help them meet their World Trade Organization obligations and participate in international trade. *[Strategic Goal 3 – promote sustainable economic growth]*

OIE keeps countries informed on disease risks to humans that result from trade in animals and animal products. OIE also provides technical assistance in controlling and eradicating major diseases threatening animal and human health, such as Foot-and-Mouth disease, Mad Cow disease (BSE), and avian influenza. The United States benefits from multilateral approaches to potential public health crises, reducing the need to respond through other means. *[Strategic Goal 3 – promote well-being]*

### Accomplishments and Priorities

Recent accomplishments by OIE include:

- Eradication of rinderpest: OIE, along with the Food and Agriculture Organization, declared the official worldwide eradication of the livestock disease in 2011, which is the result of a more than 20 year joint program.
- Revised the OIE Code on avian influenza to establish new parameters on trade in poultry products and clarify the bases for placing trade bans on countries with avian influenza detected in wildlife.
- Continued to provide technical assistance in controlling and eradicating avian influenza to various countries affected by H5N1 avian flu in Asia and Africa via country visits and international conferences to promote regional strategies for dealing with the crisis.
- Reviewed country requests for Mad Cow disease and Foot-and-Mouth disease status classification, and evaluated expansion of the list of diseases officially recognized to include classical swine fever and Newcastle disease. The U.S. has been free of classical swine fever in domestic swine since 1976 and free of Newcastle disease in domestic birds since 2003.
- Closely monitored, together with partner organizations, the H1N1 pandemic since detection of the virus in humans in April 2009.

Current and future priorities include:

- Working with governments and other international organizations to strengthen links between veterinary and public health services in line with the “one world-one health” concept.

## CONTRIBUTIONS TO INTERNATIONAL ORGANIZATIONS

- Encouraging the international community to intensify the research on bee mortality through honey bee Colony Collapse Disorder, recently described as leading to the extensive losses of bee colonies in North America, Europe and Japan. Bees contribute to global food security through the pollination of fruits and vegetables, and their extinction would be a biological disaster.
- Helping developing countries to build capacity through the Standards and Trade Development Facility, developed with the Food and Agriculture Organization, the World Health Organization, the World Bank, and the World Trade Organization, designed to help countries meet their trade agreement obligations and benefit from international commerce.
- Encouraging countries to use revised guidelines impacting national animal welfare policies and practices, including a database of animal welfare subject matter experts.
- Building capacities to address animal and public health emergencies, including strengthening veterinary services, enhancing early virus detection and research, and supporting outbreak containment plans by teaching livestock owners good farming practices.
- Assessing the risk associated with the spread of Foot-and-Mouth disease via certain animal commodities such as deboned beef transported in international trade.
- Continuing use of the OIE Evaluation of Performance of Veterinary Services Tool to improve veterinary and aquatic animal health services by identifying gaps and weaknesses in member states' ability to comply with international standards.

### Principal Partners and Benefits

U.S. Department of Agriculture  
 U.S. Department of Commerce  
 U.S. Food and Drug Administration  
 Office of the U.S. Trade Representative

U.S. Agency for International Development  
 U.S. Department of Health and Human Services  
 U.S. Environmental Protection Agency

OIE provides a valuable channel for disseminating U.S. veterinary research findings, while apprising the United States of overseas research developments. OIE also enables the United States to promote science-based standards through strong, participatory international standards-setting bodies. U.S. involvement in OIE often results in international adoption of U.S. proposed standards, enabling the United States to import and export animal products that conform to U.S. domestic health regulations.

### Explanation of Estimate

The FY 2013 request provides for the U.S. assessed contribution to OIE for calendar year 2013. The request anticipates a slight increase to cover expected inflationary and other customary cost increases.

Detailed Computation of Estimate	FY 2011 Actual	FY 2012 Estimate	FY 2013 Request
Assessment Against Members (in Euros)	5,773	6,026	6,146
United States % Share	2.5	2.456	2.45
United States Assessment (in Euros)	144	148	151
Approx. Exchange Rate (Euros to \$1)	0.692	0.751	0.74
U.S. Requirement in Dollars	208	197	204

# CONTRIBUTIONS TO INTERNATIONAL ORGANIZATIONS

## *Statutory Authorizations*

### **United Nations and Affiliated Agencies**

#### **Food and Agriculture Organization**

Public Law 79-197 approved July 31, 1945; as amended by P.L. 81-806 approved September 21, 1950; P.L. 84-726 approved July 18, 1956; P.L. 85-141 approved August 14, 1957; P.L. 87-195 approved September 4, 1961 (22 U.S.C. 279-279d). United Nations Food and Agriculture Organization Constitution, adopted by the United States effective October 16, 1945 (T.I.A.S. 1554) and composite text, as amended to 1957 (T.I.A.S. 4803).

#### **International Atomic Energy Agency**

P.L. 85-177 approved August 28, 1957 (22 U.S.C. 2021-2026). International Atomic Energy Statute, ratification advised by the Senate June 18, 1957 (T.I.A.S. 3873).

#### **International Civil Aviation Organization**

Convention on International Civil Aviation, Chapter XV, 1944, ratification advised by the Senate July 25, 1946 (T.I.A.S. 1591).

#### **International Labor Organization**

P.L. 80-843 approved June 30, 1948, as amended by P.L. 81-806 approved June 30, 1958 (22 U.S.C. 271-272a). International Labor Organization Constitution amendment, acceptance by the United States deposited August 2, 1958 (T.I.A.S. 1868).

#### **International Maritime Organization**

Intergovernmental Maritime Consultative Organization Convention, ratification advised by the Senate July 27, 1950 and entered into force for the United States March 17, 1958 (T.I.A.S. 4044).

#### **International Telecommunication Union**

International Telecommunication Convention, with Annexes and Protocol, Malaga-Torremolinos, 1973 ratification by Senate January 22, 1976 and entered into force for the United States in April 1976 (T.I.A.S. 8572); as amended, Nairobi, 1982, ratification by the President, December 26, 1985 and entered into force for the United States on January 10, 1986.

#### **United Nations**

P.L. 79-264 approved December 20, 1945; as renumbered and amended by P.L. 81-341 approved October 10, 1949 (22 U.S.C. 287-287e). United Nations Charter, ratification advised by the Senate, July 28, 1945 (T.S. 933).

#### **United Nations Educational, Scientific, and Cultural Organization**

Constitution of the United Nations Educational, Scientific, and Cultural Organization, concluded at London November 16, 1945; entered into force November 4, 1946; reentered into force for the United States October 1, 2003 (T.I.A.S. 1580).

#### **Universal Postal Union**

Universal Postal Convention, Rio de Janeiro, 1979, entered into force for the United States July 1, 1981 (T.I.A.S. 9972).

#### **World Health Organization**

P. L. 643, 80th Congress, approved June 14, 1948; P. L. 807, 81st Congress, approved September 21, 1950; P. L. 655, 83rd Congress, approved August 26, 1954; P. L. 138, 84th Congress, approved July 8,

## CONTRIBUTIONS TO INTERNATIONAL ORGANIZATIONS

1955 (22 U.S.C. 290 - 290e). World Health Organization Constitution, entered into force for the United States June 21, 1948 (T.I.A.S. 1808).

### **World Intellectual Property Organization**

**Paris Union** - P.L. 86-614 approved July 12, 1960, as amended by P.L. 88-69 approved July 19, 1963, as amended by P.L. 92-511 approved October 20, 1972 (22 U.S.C. 260f), as further amended by P.L. 98-164 approved November 22, 1983. Stockholm revision to the Paris Convention for Protection of Industrial Property, Senate consent to ratification February 28, 1970 (T.I.A.S. 6923), as amended by P.L. 98-164 approved November 22, 1983.

**Nice Union** - The U.S. Senate gave its advice and consent to ratification of the Nice Agreement on December 11, 1971 (T.I.A.S. 7418).

**Strasbourg Union** - The U.S. Senate gave its advice and consent to ratification of the Strasbourg Agreement on October 30, 1973 (T.I.A.S. 8140).

**Berne Convention on the Protection of Literacy and Artistic Works** - Implementing legislation became effective March 1, 1989.

### **World Meteorological Organization**

World Meteorological Organization Convention, ratification advised by the Senate April 20, 1949 (T.I.A.S. 5947).

### **Inter-American Organizations**

#### **Inter-American Institute for Cooperation on Agriculture**

Inter-American Institute of Agricultural Sciences Convention, ratification advised by the Senate June 22, 1944 (T.S. 987). Protocol to the Convention, deposited by the United States November 3, 1959. Revised statutes changing the name of the Institute to Inter-American Institute for Cooperation on Agriculture and incorporating changes in the Institute were adopted by the required two-thirds of member countries, including the United States, on February 18, 1981. The United States deposited its ratification to the revised statutes on October 24, 1980.

#### **Organization of American States**

Organization of American States Charter, ratification advised by the Senate on August 28, 1950 (T.I.A.S. 2361).

#### **Pan American Health Organization**

Pan American Sanitary Convention, ratification advised by the Senate, February 23, 1925 (T.S. 714).

#### **Pan American Institute of Geography and History**

Public Resolution 74-42 approved August 2, 1935 as amended by P.L. 83-736 approved August 31, 1954, as further amended by P.L. 90-645 approved October 13, 1966 (22 U.S.C. 273), P.L. 91-340 approved July 17, 1970 and P.L. 97-241 approved August 24, 1982.

### **Regional Organizations**

#### **Asia-Pacific Economic Cooperation**

P.L. 103-236 (Section 424), approved April 30, 1994.

#### **Colombo Plan Council for Technical Cooperation**

P.L. 86-108 (Section 502), approved July 24, 1959 (22 U.S.C. 1896b).

# CONTRIBUTIONS TO INTERNATIONAL ORGANIZATIONS

## **NATO Parliamentary Assembly**

P.L. 84-689 approved July 11, 1956, as amended by P.L. 85-477 approved June 30, 1958, and P.L. 90-137 approved November 14, 1967 (22 U.S.C. 1928A-1928D).

## **North Atlantic Treaty Organization**

North Atlantic Treaty, ratification advised by the Senate July 21, 1949 (T.I.A.S. 1964) (22 U.S.C. 19286), P.L. 87-195 (Section 628, 629, and 630) approved September 4, 1961; as amended by P.L. 89-171, approved September 6, 1965 (22 U.S.C. 2388-2390).

## **Organization for Economic Cooperation and Development (OECD)**

OECD Convention, ratification advised by the Senate March 16, 1961 (T.I.A.S. 4891). P.L. 87-195 (Sections 628, 629 and 630) approved September 4, 1961 as amended by P.L. 89-171, approved September 5, 1965 (22 U.S.C. 2388-2390).

## **Pacific Community**

P.L. 80-403, approved January 28, 1948, as amended by P.L. 81-806 approved September 21, 1950, and further amended by P.L. 86-472 approved May 14, 1960; P.L. 88-263 approved January 31, 1964; P.L. 89-91 approved July 27, 1965 (22 U.S.C. 280-280c); P.L. 91-632 approved December 31, 1970; and P.L. 92-490 approved October 13, 1972. South Pacific Commission Agreement entered into force July 29, 1948 (T.I.A.S. 2317) and amendment to the agreement entered into force July 15, 1965.

## **Other International Organizations**

### **Customs Cooperation Council**

Customs Cooperation Convention, ratification by the Senate October 4, 1968; instruments of accession deposited November 5, 1970 (T.I.A.S. 7063).

### **Hague Conference on Private International Law**

P.L. 88-244, as amended by P.L. 92-497 approved October 17, 1972 (22 U.S.C. 269g-1). Hague Conference on Private International Law Statute, entered into force on October 15, 1964 (T.I.A.S. 5710).

### **International Agency for Research on Cancer**

P.L. 92-484 approved October 14, 1972. Statute of International Agency for Research on Cancer, entered into force September 15, 1965 (T.I.A.S. 5873).

### **International Bureau of the Permanent Court of Arbitration**

Pacific Settlement of International Disputes Convention, ratification advised by the Senate April 2, 1908 (T.S. 536).

### **International Bureau of Weights and Measures**

International Bureau of Weights and Measures Convention, ratification advised by the Senate May 15, 1978, (T.S. 378) and amending convention, ratification advised by the Senate January 5, 1923 (T.S. 673).

### **International Center for the Study of the Preservation and Restoration of Cultural Property**

P.L. 89-665 approved October 15, 1966, amended as follows by P.L. 91-243 approved May 9, 1970; P.L. 93-54 approved July 1, 1973; P.L. 94-422 approved September 28, 1976; and P.L. 96-199 approved March 5, 1980. Statutes of the International Center for the Study of the Preservation and Restoration of Cultural Property, entered into force May 10, 1958; for the United States January 20, 1971 (T.I.A.S. 7038).

# CONTRIBUTIONS TO INTERNATIONAL ORGANIZATIONS

## **International Coffee Organization**

P.L. 108-447 approved December 8, 2004.

## **International Copper Study Group**

The United States accepted the Terms of Reference (TOR) of the ICSG on March 15, 1990. The acceptance was signed by the Acting Secretary and deposited with the UN Secretary-General. Legislative authority for U.S. membership was included in the State Department's Authorization Act for the Fiscal Years 1994 and 1995 (P.L. 103-236). TOR of the International Copper Study Group, done at Geneva February 24, 1989; entered into force January 23, 1992.

## **International Cotton Advisory Committee**

P.L. 94-350 approved July 12, 1976.

## **International Grains Council**

Treaty Doc. 105-16 approved June 26, 1998. Grains Trade Convention (part of international grains agreement), done at London December 7, 1994; entered into force July 1, 1995; entered into force for the United States May 21, 1999.

## **International Hydrographic Organization**

International Hydrographic Convention, approval advised by the Senate on May 13, 1968 (T.I.A.S. 6933).

## **International Institute for the Unification of Private Law**

P.L. 84-44 approved December 30, 1963, as amended by P.L. 92-497 approved October 17, 1972 (22 U.S.C. 269g-1). Charter of the International Institute for the Unification of Private Law, entered into force for the United States March 13, 1964 (T.I.A.S. 5743).

## **International Lead and Zinc Study Group**

P.L. 94-350 approved July 12, 1976.

## **International Organization of Legal Metrology**

The Convention on Legal Metrology, as amended; ratified by Senate on August 11, 1972 and entered into force on October 22, 1972 (T.I.A.S. 7533).

## **International Renewable Energy Agency**

P.L. 111-212 (Section 1014), approved July 29, 2010.

## **International Seed Testing Association**

P.L. 94-350 approved July 12, 1976.

## **International Tropical Timber Organization (ITTO)**

Section 401(b) of the Foreign Relations Authorization Act, Fiscal Years 1990 and 1991 (P.L. 101-246 of February 16, 1996) authorizes funding for the ITTO out of the Contributions to International Organizations account. The International Tropical Timber Agreement, 1994, which replaced ITTA 1983, entered into force provisionally January 1, 1997. The Secretary of State signed an instrument of acceptance for ITTA 1994 on November 7, 1996, which was deposited at the United Nations on November 14, 1996.

## **International Union for the Conservation of Nature and Natural Resources**

Language authorizing U.S. membership is included in Title IV, Section 402 of the State Department Authorization Act for the Fiscal Years 1990 and 1991 (P.L. 101-246).



## CONTRIBUTIONS TO INTERNATIONAL ORGANIZATIONS

### **International Union for the Protection of New Varieties of Plants**

International Convention for the Protection of New Varieties of Plants of December 6, 1961, as revised. Done at Geneva October 23, 1978; entered into force November 8, 1981; ratified February 22, 1999 (Treaty Document 104-17).

### **Organization for the Prohibition of Chemical Weapons**

Convention on the Prohibition of the Development, Production, Stockpiling, and Use of Chemical Weapons and on their Destruction, ratification advised by the Senate April 24, 1997; instrument of ratification deposited April 25; entered into force April 29, 1997.

### **World Organization for Animal Health**

International Agreement for the creation at Paris of the International Office of Epizootics, ratification advised by the Senate May 5, 1975 (T.I.A.S. 8141).

### **World Trade Organization**

Uruguay Round Agreement Act, P.L. 103-465, enacted December 8, 1994.

### *Funds by Object Class*

(\$ in thousands)

	<b>FY 2011 Actual</b>	<b>FY 2012 Estimate</b>	<b>FY 2013 Request</b>	<b>Increase / Decrease</b>
4100 Grants, Subsidies & Contributions	1,545,351	1,449,700	1,468,705	19,005
<b>Total</b>	<b>1,545,351</b>	<b>1,449,700</b>	<b>1,468,705</b>	<b>19,005</b>

*This page intentionally left blank*

**CONTRIBUTIONS FOR INTERNATIONAL  
PEACEKEEPING ACTIVITIES**

## Proposed Appropriation Language

### CONTRIBUTIONS FOR INTERNATIONAL PEACEKEEPING ACTIVITIES

For necessary expenses to pay assessed and other expenses of international peacekeeping activities directed to the maintenance or restoration of international peace and security, [\$1,828,182,000]\$2,098,500,000, [of which 15 percent shall]to remain available until September 30, [2013]2014: *Provided*, That [none of the funds made available by this Act shall be obligated or expended for any new or expanded United Nations peacekeeping mission unless,] at least 15 days in advance of voting for [the]a new or expanded mission in the United Nations Security Council (or in an emergency as far in advance as is practicable), the Committees on Appropriations [are] *should be* notified: (1) of the estimated cost and duration of the mission, the national interest that will be served, and the exit strategy; (2) that the United Nations has taken necessary measures to prevent United Nations employees, contractor personnel, and peacekeeping troops serving in the mission from trafficking in persons, exploiting victims of trafficking, or committing acts of illegal sexual exploitation or other violations of human rights, and to bring to justice individuals who engage in such acts while participating in the peacekeeping mission, including prosecution in their home countries of such individuals in connection with such acts[, and to make information about such cases publicly available in the country where an alleged crime occurs and on the United Nations' Web site]; and (3) pursuant to section [7015]7012 of this Act, and the procedures therein followed, [setting forth]of the source of funds that will be used to pay the cost of the new or expanded mission.

# CONTRIBUTIONS FOR INTERNATIONAL PEACEKEEPING ACTIVITIES

## *Resource Summary*

(\$ in thousands)

Appropriations	FY 2011 Actual	FY 2012 Estimate	FY 2013 Request	Increase / Decrease
Funds	1,883,931	1,828,182	2,098,500	270,318

### *Program Description*

The Contributions for International Peacekeeping Activities (CIPA) account funds expenses of international peacekeeping activities directed to the maintenance or restoration of international peace and security. United Nations (UN) peacekeeping, which is the principal use for which CIPA funds are utilized, promotes the peaceful resolution of conflict.

As the President has repeatedly stated, UN peacekeeping serves U.S. national interests. The United States has a stake in the outcome of events in every region of the world. Deploying American forces to carry out similar duties would be substantially more expensive – and would carry with it political costs. UN peacekeeping promotes burden-sharing and participation by nations who can see its benefits for their region and the world. Furthermore, successful peacekeeping creates an environment in which countries coming out of conflict can become contributors to international security and economic prosperity. The United States is committed to enhancing its engagement across the spectrum of “peace operations,” including conflict mediation, peacekeeping, peacebuilding, and transitions to sustainable peace.

Peacekeeping operations have grown in both scale and complexity, going far beyond traditional roles of separating adversaries, maintaining cease-fires, and facilitating humanitarian relief. Strides have been made in matching missions with resources, and also in ensuring the prioritization of the most urgent tasks in these complex operations. Consequently, the ongoing demand continues to stretch resources. UN Missions and contributors need to be better equipped and supported to fulfill ambitious mandates; be it securing territory or protecting civilians from violence, including sexual abuse and gender-based violence.

In response, this Administration is working to:

- Ensure that the UN Security Council mandates for peacekeeping operations are credible and achievable so that they are equipped to succeed, in clearly measurable ways;
- Intensify efforts to mediate conflicts and revive flagging peace processes, so that peacekeepers have peace to maintain;
- Provide a framework for peacekeeping operations to successfully prevent or mitigate violence against civilians;
- Work with partners to expand the pool, capacity, and effectiveness of troop and police contributors, and hold them to the highest standards of integrity;
- Help the UN mobilize critical enabling assets, including logistics, transportation, medical, engineering, and other assets;
- Build the capacity of national governments to take over from UN peacekeepers, especially in the areas of police, governance and the rule of law; and
- Continue to work within the UN General Assembly’s Fifth (Budget) Committee to scrutinize UN peacekeeping mission budgets and look for cost efficiencies.

## **CONTRIBUTIONS FOR INTERNATIONAL PEACEKEEPING ACTIVITIES**

This appropriation will fund the U.S.-assessed share of UN peacekeeping operations as follows:

**UN Peacekeeping Force in Cyprus** (UNFICYP, established March 4, 1964) – serves as a buffer force between Turkish and Turkish Cypriot forces on one side of the zone and the Greek Cypriot National Guard on the other.

**UN Disengagement Observer Force** (UNDOF, established May 31, 1974) – acts as a buffer monitoring the cease-fire between Syria and Israeli troops in the strategic Golan Heights area.

**UN Interim Force in Lebanon** (UNIFIL, established March 19, 1978) – restores international peace and security in southern Lebanon and Lebanese sovereignty in the south of Lebanon by monitoring the cessation of hostilities between Israel and Lebanon; accompanying and supporting the Lebanese Armed Forces as they deploy throughout southern Lebanon; and assisting the Lebanese Armed Forces to establish an area free of unauthorized armed personnel, materiel, and weapons.

**UN Mission in Western Sahara** (MINURSO, established April 29, 1991) – monitors the cease-fire and will assist in conducting a referendum on the future status of the Western Sahara.

**War Crimes Tribunals in Yugoslavia and Rwanda** (UNICTY established for Yugoslavia in May 1993 and UNICTR for Rwanda in November 1994) – investigate and prosecute war crimes in these areas. Half of the costs for each of these tribunals are funded by a special assessment using the UN regular budget scale of assessments, which is paid out of the Contributions to International Organizations account, and the other half is funded using the UN peacekeeping scale, which is paid out of this account.

**UN Mission Interim Administration Mission in Kosovo** (UNMIK, established June 10, 1999) - provides Kosovo with a transitional administration while establishing and overseeing the development of democratic, self-governing institutions.

**UN Organization Stabilization Mission in the Democratic Republic of the Congo** (MONUSCO) transitioned from the earlier UN peacekeeping operation; the UN Organization Mission in Democratic Republic of the Congo (MONUC established November 30, 1999) on 1 July 2010 – supports Congolese government efforts to protect civilians, disarm and demobilize armed groups, and reform the security and judicial sectors with a view to ending endemic violence and establishing government control.

**UN Mission to Liberia** (UNMIL, established September 19, 2003) – provides umbrella security, assists with restructuring the Liberian National Police and re-establishing national authority throughout the country, monitors compliance with Security Council sanctions regimes, including the arms embargo, and provided security and logistical support for the 2011 Liberian presidential and parliamentary elections.

**UN Operation in Côte d'Ivoire** (UNOCI, established April 4, 2004) – monitors the cease-fire and compliance with Security Council resolutions, including the arms embargo, and supports the government in disarming and repatriating the former combatants and reestablishing national authority throughout the country. UNOCI had certification authority to monitor the ballot-counting process in the past presidential and parliamentary elections and to declare if they were “open, free, fair and transparent.”

**UN Stabilization Mission in Haiti** (MINUSTAH, established April 30, 2004; replaced the Multinational Interim Force (MIF) on June 1, 2004) – supports the Government of Haiti’s stabilization efforts to create an environment where the political process, including elections, and economic recovery can take hold; assists, along with international donors including the United States and Canada, in the reestablishment of Haiti’s police functions and in the strengthening of Haiti’s rule-of-law-structures; and promotes and protects human rights.

## **CONTRIBUTIONS FOR INTERNATIONAL PEACEKEEPING ACTIVITIES**

**UN Integrated Mission in Timor-Leste** (UNMIT, established August 25, 2006) – provides stability and policing capacity while working with the government to strengthen domestic security and justice infrastructure.

**UN/AU Hybrid Mission in Darfur** (UNAMID, established July 31, 2007) – contributes to the restoration of security conditions for the provision of humanitarian assistance and facilitates humanitarian access throughout Darfur; contributes to the protection of civilian populations under imminent threat of physical violence and prevents attacks against civilians within its capability and areas of deployment; monitors and observes compliance with and the implementation of various ceasefire agreements.

**UN Support Office for the African Union Mission in Somalia** (UNSOA, established by UN Security Council Resolution 1863 in 2009) – delivers a logistics support capacity package to AMISOM (African Union Mission in Somalia) that is critical to the mission achieving its operational effectiveness. The logistics package provides equipment and support services similar to that provided for a United Nations peacekeeping operation. UNSOA is working very closely with the UN Political Office for Somalia (UNPOS) and AMISOM to help create the necessary political and security conditions in Somalia, working in concert with the international community and other UN bodies.

**The United Nations Interim Security Force for Abyei** (UNISFA, established June 27, 2011) – monitors and verifies the redeployment of Sudan Armed Forces and Sudan's People's Liberation Army from the Abyei Area. Acting under Chapter VII of the Charter, the Security Council also authorized UNISFA, within its capabilities and area of deployment, to protect civilians under imminent threat of physical violence, protect the Abyei Area from incursions by unauthorized elements, and ensure security. Additionally, UNISFA supports a border monitoring mission starting in FY 2011 that would assist Sudan and South Sudan to implement border security agreements for the monitoring of a 10-kilometer demilitarized zone. The force requirement is estimated at 300 troops and between 60 and 80 UN observers, as well as a civilian component.

**UN Mission in South Sudan** (UNMISS, established July 9, 2011) – works with the Government of the Republic of South Sudan (RSS) on key peacebuilding and political transition issues to help provide security and develop inclusive and effective governance, rule of law, and the foundation for longer-term state building and development. As the newest country in the world, South Sudan faces critical gaps in governing capacity and security. The mission is addressing these issues in order help ensure the new nation's fragile status and instability do not result in large-scale instability within South Sudan and throughout the entire region.

**Mission Monitoring and Effectiveness Support Funds** – a new request to enable U.S. program officers' travel to UN peacekeeping missions at least once a year to review mission budgets and effectiveness.

### ***Performance***

The United States supports multilateral action in pursuit of peace and security and encourages countries to act in accordance with their international obligations. The U.S. Government will act to reduce threats through adoption of United Nations Security Council resolutions and statements and by working to ensure effective United Nations peacekeeping missions. The indicator below focuses on the UN's peacekeeping efforts in Near East Asia.

## CONTRIBUTIONS FOR INTERNATIONAL PEACEKEEPING ACTIVITIES

<b>Strategic Goal 1: Counter threats to the United States and the international order, and advance civilian security around the world</b>							
Active Performance Indicator		Average rating denoting degree to which UN Peacekeeping Missions in Near East Asia funded through the Contributions for International Peacekeeping Activities Account (CIPA) achieve pre-established US Government objectives.					
Prior Year Results and Ratings				FY 2011		Planned Targets	
FY 2007	FY 2008	FY 2009	FY 2010	Target	Result and Rating	FY 2012	FY 2013
2.5 [Baseline]	3.0	3.0	3.0	2.5	2.55	2.5	2.5
▲ Above Target	▲ Above Target	▲ Above Target	▲ Above Target		◀▶ On Target		
Impact		Continuing U.S. efforts to promote reform of peacekeeping mandates to ensure that they are consistent with U.S. objectives and appropriately scaled continue to show progress. This effort is yielding more focused, tailored, and cost-effective peacekeeping operations.					
Methodology		The Department works with the UN Security Council to develop mandates consistent with U.S. objectives and support "right-sized" operations. The Bureau of International Organizations follows how each mission is generated and deployed and receives reports on operations. The status of missions is regularly assessed to review how well each are meeting benchmarks and implementing mandates. Officers travel to missions to verify and validate accuracy.					
Data Source and Quality		Sources include UN Secretary General Progress Reports, Mission Reports, and UN Security Council Resolutions. Bureau officers rate individual missions using this scale: 1 = Below Target; 2 = Improved over prior year, but not met; 3 = On Target; 4 = Above Target. The average of these ratings is then compared to the annual target. Data Quality Assessment revealed no significant data limitations.					

The United States supports multilateral action in pursuit of peace and security and encourages countries to act in accordance with their international obligations. The Bureau of International Organizations (IO) will act to reduce threats through adoption of United Nations Security Council resolutions and statements and by working to ensure effective United Nations peacekeeping missions. The indicator below focuses on the UN's peacekeeping efforts in Africa.



## CONTRIBUTIONS FOR INTERNATIONAL PEACEKEEPING ACTIVITIES

<b>Strategic Goal 1: Counter threats to the United States and the international order, and advance civilian security around the world</b>							
Active Performance Indicator		Average rating denoting degree to which United Nations peacekeeping missions in Africa funded through the Contributions for International Peacekeeping Activities Account (CIPA) achieve pre-established U.S. Government objectives.					
Prior Year Results and Ratings				FY 2011		Planned Targets	
FY 2007	FY 2008	FY 2009	FY 2010	Target	Result and Rating	FY 2012	FY 2013
1.83 [Baseline]	2.3	2.3	2.3	2.5	2.5	2.5	2.5
◆◆ Below Target	▲ Above Target	▼ Below Target	▼ Below Target		◀▶ On Target		
Impact		Continuing U.S. efforts to promote reform of peacekeeping mandates to ensure that they are consistent with U.S. objectives and appropriately scaled continue to show progress. This effort, recently visible in evolving missions in Sudan and Cote d'Ivoire, is yielding more focused, tailored, and cost-effective peacekeeping operations.					
Methodology		The Department works with the UN Security Council to develop mandates consistent with U.S. objectives and support "right-sized" operations. The Bureau of International Organizations follows how each mission is generated and deployed, receiving reports on operations. The status of missions is regularly assessed to review how well each are meeting benchmarks and implementing mandates. Officers travel to missions to verify and validate accuracy.					
Data Source and Quality		Sources include UN Secretary General Progress Reports, Mission Reports, and UN Security Council Resolutions. Bureau officers rate individual missions using this scale: 1 = Below Target; 2 = Improved over prior year, but not met; 3 = On Target; 4 = Above Target. The average of these ratings is then compared to the annual target Data Quality Assessment revealed no significant data limitations.					

### *Justification of Request*

The FY 2013 Request of \$2.099 billion will provide funds for the U.S. share of assessed expenses for United Nations peacekeeping operations. Major highlights include:

- UNIFIL (Lebanon), which is operating under its authorized strength, is anticipated to continue at this level through FY 2013;
- MONUSCO (Democratic Republic of the Congo), will continue to focus on its core task of protection of civilians, especially during the aftermath of the contested 2011 presidential and parliamentary elections;
- UNOCI (Côte d'Ivoire) may be in the process of reconfiguration focused on rule of law requirements in the capital area and the ongoing presence of Internally Displaced Persons in the west;
- MINUSTAH (Haiti) will continue to fill an essential need for security and rule-of-law capacity building; it will likely be reconfigured and its authorized troop levels reduced;

## **CONTRIBUTIONS FOR INTERNATIONAL PEACEKEEPING ACTIVITIES**

- UNMIT (Timor-Leste) will be in a process of gradual termination of activities by the end of 2012, following national elections in May 2012;
- UNAMID (Darfur, Sudan) continues to operate in an active war zone without clear commitments by the Government and armed groups for a meaningful peace agreement, and its presence continues to be vital to protect civilians and provide security so humanitarian activity can take place;
- UNISFA (Abyei, Sudan/South Sudan), authorized for six months, the mission is anticipated to have a renewed mandate for at least another six months with, as of December 2011, additional responsibilities to help Sudan and South Sudan monitor a demilitarized border zone; and
- UNMISS (South Sudan), authorized for 12 months, the mission is anticipated to continue at its current levels given substantial peacebuilding and security-related tasks required in the new country of South Sudan.

The Department will request the entire CIPA appropriations as “two-year funds” due to the demonstrated unpredictability of the requirements in this account from year to year, and the nature of multi-year operations that have mandates overlapping the U.S. fiscal year.

## CONTRIBUTIONS FOR INTERNATIONAL PEACEKEEPING ACTIVITIES

### *Resource Summary Detail*

(\$ in thousands)

Activities	FY 2011 Actual	FY 2012 Estimate (1)	FY 2013 Request	Increase / Decrease
Activities				
UN Peacekeeping Force in Cyprus (UNFICYP)	4,288	13,278	9,300	(3,978)
UN Disengagement Observer Force (UNDOF)	8,727	18,439	13,000	(5,439)
UN Interim Force in Lebanon (UNIFIL)	152,063	178,069	161,100	(16,969)
UN Mission Referendum West Sahara (MINURSO)	12,084	21,889	16,500	(5,389)
UN War Crimes Tribunal - Yugoslavia (UNICTY)	23,780	21,422	23,780	2,358
UN War Crimes Tribunal Rwanda (UNICTR)	18,342	16,550	18,342	1,792
UN Interim Administration Mission Kosovo (UNMIK)	7,525	18,929	13,480	(5,449)
UN Org. Stabilization Mission in the DRC (MONUSCO)	600,188	413,449	408,000	(5,449)
UN Mission in Liberia (UNMIL)	40,415	246,746	135,400	(111,346)
UN Operations in Cote d'Ivoire (UNOCI)	204,924	170,449	139,900	(30,549)
UN Stabilization Mission in Haiti (MINUSTAH)	237,525	221,693	216,245	(5,448)
UN Integrated Mission in Timor-Leste (UNMIT)	51,958	61,789	40,358	(21,431)
UN-AU Hybrid Mission in Darfur (UNAMID)	481,973	518,178	512,330	(5,848)
UN Support Office for the AU Mission in Somalia (UNSOA) (2)	0	0	92,000	92,000
UN Mission in Sudan (UNMIS)	197,899	395,098	0	(395,098)
UN Interim Security Force for ABYEI (UNISFA)	0	0	60,000	60,000
UN Mission in Southern Sudan (UNMISS)	0	0	238,665	238,665
Mission Monitoring / Effectiveness Support	0	0	100	100
Total Annual Estimated Requirements	2,041,691	2,315,978	2,098,500	(217,478)
Application of FY 2010 Carryforward into FY 2011	(159,756)	0	0	0
Application of FY 2011 Carryforward into FY 2012	262,269	(262,269)	0	262,269
Application of FY 2011 / FY 2012 Credits	(260,273)	(140,579)	0	140,579
FY 2012 Adjustment	0	(84,948)	0	84,948
Total Contributions for International Peacekeeping Activities (CIPA)	1,883,931	1,828,182	2,098,500	270,318

(1) FY 2012 Estimate, Total Annual Requirements, includes \$171.3 million in FY 2011/2012 carry forward funds that were used to pay FY 2011 assessments; however, due to the timing of the revised reprogramming Congressional notification, funds were obligated in FY 2012. The FY 2012 Estimate, Total Annual Requirements also includes \$91 million in FY 2011/2012 carry forward funds to pay FY 2012 assessments for South Sudan.

(2) Funding for UNSOA was appropriated in the PKO account in FY 2011 and FY 2012.

## **CONTRIBUTIONS FOR INTERNATIONAL PEACEKEEPING ACTIVITIES**

### ***UN Peacekeeping Force in Cyprus (UNFICYP)***

Assessment \$9.3 million: The UN Security Council mandated UNFICYP in 1964 to end violence between the Greek Cypriot and Turkish Cypriot communities. Since the de facto division of the island in 1974, UNFICYP has served as a buffer force between Turkish and Turkish Cypriot forces on one side of the zone and the Greek Cypriot National Guard on the other. UNFICYP has helped to prevent an outbreak of conflict on Cyprus that could provoke Turkey and Greece, two U.S. NATO Allies, into hostilities, thus fostering peace in the immediate area and in the greater Balkan-Aegean region. The governments of Greece and Cyprus pay approximately one-half of the UNFICYP's costs.

### ***UN Disengagement Observer Force on the Golan Heights (UNDOF)***

Assessment \$13 million: UNDOF was established as a result of the 1974 U.S.-negotiated Israel-Syria Disengagement Agreement, with the mandate of overseeing the disengagement of those countries' forces on the strategic Golan Heights. The mandate also includes maintaining the cease-fire between Israel and Syria and supervising the areas of separation and limitation defined in the agreement.

Peace and stability in the Middle East are clearly in the U.S. interest. UNDOF helps maintain stability between Israel and Syria, a prerequisite to efforts to achieve a comprehensive Arab-Israeli peace settlement. Pending the outcome of diplomatic efforts to find a way forward, the U.S. Government is committed to ensuring that UNDOF maintains a level of organizational integrity and personnel that will leave it positioned to carry out its existing functions and/or undertake new roles as appropriate. In October 2011, the UN conducted an assessment of UNDOF's operational capacity and concluded that while UNDOF's equipment and facilities require an upgrade, the force is adequately structured to fulfill its mandated tasks. A peace treaty between Israel and Syria could lead to adjustments to the UNDOF mandate.

### ***UN Interim Force in Lebanon (UNIFIL)***

Assessment \$161.1 million: UNIFIL was established following Israel's operation in southern Lebanon in March 1978 in response to repeat Palestinian commando attacks against Israel. UNIFIL's original mandate was to confirm the withdrawal of the Israeli army from southern Lebanon, to restore international peace and security, and to assist the Lebanese Government in ensuring the return of its authority in the area.

Following the 2006 conflict between Israel and Hizballah, UNIFIL's mandate was expanded, and the force ceiling was increased from 2,000 to 15,000 in August 2006. According to the new mandate, UNIFIL's tasks include: 1) restoring international peace and security in southern Lebanon; 2) restoring Lebanese sovereignty in the south of Lebanon; and 3) extending its assistance to help ensure humanitarian access to civilian populations. UNIFIL has played an integral part in trying to bring stability to the area and in promoting an environment conducive to a comprehensive Arab-Israeli peace settlement.

### ***UN Mission for the Referendum in Western Sahara (MINURSO)***

Assessment \$16.5 million: UN Security Council Resolution 690 established MINURSO in 1991 in accordance with the settlement proposals accepted in August 1988 between the Government of Morocco and the Frente POLISARIO. MINURSO's mandate includes: monitor the cease-fire; verify the reduction of Moroccan forces in the territory; monitor the confinement of Moroccan and POLISARIO forces to

## **CONTRIBUTIONS FOR INTERNATIONAL PEACEKEEPING ACTIVITIES**

designated locations; take steps with the parties to secure the release of all Western Sahara political prisoners and detainees; oversee the exchange of prisoners of war; implement a repatriation program; identify and register qualified voters; and organize a free and fair referendum on the status of the territory as well as publish the results.

MINURSO remains an important means of encouraging the peaceful resolution of the Western Sahara conflict. This operation has prevented a return to war between Morocco and the POLISARIO that could destabilize the region and involve Algeria or other nations. The focus of this operation will depend upon the efforts by the parties, assisted by the United Nations, to resolve this long-standing dispute.

### ***War Crimes Tribunal - Yugoslavia (UNICTY)***

Assessment \$23.8 million: The War Crimes Tribunal in the Former Yugoslavia brings to justice those responsible for serious violations of international humanitarian law committed in the former Yugoslavia since 1991, thus contributing to the restoration and maintenance of peace in the region. Half of the tribunal is funded by a special assessment using the UN regular budget scale of assessments, which is paid out of the Contributions to International Organizations account, and the other half is funded using the UN peacekeeping assessment scale, which is paid out of the CIPA account.

### ***War Crimes Tribunal - Rwanda (UNICTR)***

Assessment \$18.3 million: The War Crimes Tribunal in Rwanda brings to justice those responsible for serious violations of international humanitarian law committed in the territory of Rwanda between January 1, 1994 and December 31, 1994, thus contributing to the restoration and maintenance of peace in the region. Half of the tribunal is funded by a special assessment using the UN regular budget scale of assessments, which is paid out of the Contributions to International Organizations account, and the other half is funded using the UN peacekeeping assessment scale, which is paid out of the CIPA account.

### ***UN Interim Administration Mission in Kosovo (UNMIK)***

Assessment \$13.5 million: UN Security Council Resolution 1244 established the mission on June 10, 1999. The United Nations Interim Administration Mission in Kosovo (UNMIK) is the interim civilian administration in Kosovo under the authority of the United Nations. While UNMIK still exists, it does so in a minor role following the creation of the European Union Rule of Law Mission in Kosovo (EULEX) in December 2008. EULEX assists and supports the Kosovo authorities in the rule-of-law area, specifically in the police, judiciary and customs areas. Kosovo is the subject of a long-running political and territorial dispute between the Serbian (and, previously, the Yugoslav) government and Kosovo's largely ethnic-Albanian population. The Assembly of Kosovo unanimously adopted the declaration of independence on February 17, 2008. However, UN Resolution 1244 is still in force, which means that ultimate responsibility for the administration of Kosovo still falls on the Special Representative.

### ***UN Organization Stabilization Mission in the Democratic Republic of the Congo (MONUSCO)***

Assessment \$408 million: The UN Organization Stabilization Mission in the Democratic Republic of the Congo (MONUSCO) works in close cooperation with the Government of the DRC to help ensure the protection of civilians and engage in stabilization and peace consolidation activities. The United States has an interest in: bringing peace and security to the DRC; regional stability; formation of an inclusive, representative government; free, fair and credible democratic elections; and an extension of government

## **CONTRIBUTIONS FOR INTERNATIONAL PEACEKEEPING ACTIVITIES**

authority. MONUSCO also provided technical support for presidential and parliamentary elections in 2011. MONUSCO has taken an innovative approach to the protection of civilians, its core task, by working more closely with community liaisons who help gather information about possible flashpoints and help peacekeepers aid victims of rape and other violence. MONUSCO is also a key element in the regional fight against the Lord's Resistance Army.

### ***UN Mission in Liberia (UNMIL)***

Assessment \$135.4 million: UNMIL was established on September 19, 2003 to support the implementation of the ceasefire agreement and assist with restructuring the Liberian government and re-establishing national authority throughout the country. UNMIL is assisting the Government of Liberia in restructuring the police as well as developing a strategy to consolidate governmental institutions, including a national legal framework, judicial and correctional institutions, and restoring proper administration of natural resources. In addition, civilian specialists in the Liberia mission support humanitarian and human rights assistance through activities such as human rights promotion, protection and monitoring services. UNMIL carried out voluntary disarmament of ex-combatants, collecting and destroying weapons and ammunition, as part of an organized program of disarmament, demobilization, and reintegration, in cooperation with the Economic Community of West African States (ECOWAS) and other international partners. In April 2012, a Technical Assessment Mission (TAM) will be sent to Liberia to review the force and make recommendations for UNMIL's drawdown. UNMIL assisted with the October 2011 general elections and the November 2011 presidential run-off. In September 2011, UNMIL's mandate was extended for an additional twelve months.

### ***UN Operation in Cote d'Ivoire (UNOCI)***

Assessment \$139.9 million: The UN Operation in Côte d'Ivoire's mandate is to monitor the cease-fire; assist Côte d'Ivoire's government in disarming and repatriating the former combatants; maintain liaison with the Ivorian armed forces; help the government monitor the border; facilitate the free flow of people, goods and humanitarian assistance; and contribute to the electoral process, including certifying the December 2011 legislative elections as "open, free, fair and transparent." Restoring stability to Côte d'Ivoire is a critical element in restoring peace to the entire West African region. The Security Council adopted a resolution in June 2011 extending UNOCI's mandate through June 2012.

### ***UN Mission in Haiti (MINUSTAH)***

Assessment \$216.2 million: The Security Council established the UN Stabilization Mission in Haiti on April 30, 2004, which succeeded the Multinational Interim Force (MIF). MINUSTAH's mandate is to restore a secure and stable environment, to promote the political process, to strengthen Haiti's Government institutions and rule-of-law-structures, as well as to promote and to protect human rights. MINUSTAH provides technical expertise in support of the Haitian government's efforts to pursue a comprehensive border management approach. MINUSTAH also remains engaged with the Haitian National Police to expand capabilities, assist with recruiting and vetting of new recruits, and to provide training to those recruits. A joint MINUSTAH/Government of Haiti plan aims to increase the Haiti National Police's (HNP) strength to 12,000 by 2012 and 15,000 by 2015.

The United States supports review of the mission in light of the security conditions on the ground. When the mandate was renewed in October 2011, the authorized troop and police levels were reduced to near pre-surge/earthquake levels.

## **CONTRIBUTIONS FOR INTERNATIONAL PEACEKEEPING ACTIVITIES**

### ***UN Mission in Timor-Leste (UNMIT)***

Assessment \$40.4 million: UN Integrated Mission in Timor-Leste (UNMIT) was established in August 2006. Resolution 1704 of August 25, 2006, established a new, expanded operation – the United Nations Integrated Mission in Timor-Leste (UNMIT) – to support the Government in consolidating stability, enhancing a culture of democratic governance, and facilitating political dialogue among Timorese stakeholders, in their efforts to bring about a process of national reconciliation and to foster social cohesion.

The most recent Security Council resolution, 1912, continues UNMIT's mandate, which includes support of local elections and the hand-over of policing responsibilities to the Polícia Nacional de Timor-Leste (PNTL). The resolution also reaffirms the continued importance of the review and reform of the security sector in Timor-Leste, in particular the need to delineate between the roles and responsibilities of the military and police – Falintil-Forças de Defesa de Timor-Leste (F-FDTL) and the PNTL, respectively. The government of Timor-Leste and UNMIT began the transition planning process and will establish benchmarks for UNMIT's withdrawal, which is expected to occur by the end of 2012.

### ***UN-AU Hybrid Mission in Darfur (UNAMID)***

Assessment \$512.3 million: In July 2007, the UN Security Council, in its resolution 1769, established UNAMID. The official UNAMID headquarters was established on October 31, 2007 and formally assumed the functions of the AU Mission in Sudan (AMIS) on December 31, 2007. According to its mandate, the Mission has been established to contribute: to the restoration of security conditions for the safe provision of humanitarian assistance; to the protection of civilian populations under imminent threat of physical violence and prevent attacks against civilians; to the promotion of, respect for and protection of human rights and fundamental freedoms in Darfur; to a secure environment for economic reconstruction and development, as well as to the sustainable return of internally displaced persons and refugees to their homes. UNAMID is currently the largest UN peacekeeping operation with an authorized force level of nearly 26,000 military troops and police personnel.

### ***UN Support Office for the AU Mission in Somalia (UNSOA)***

Assessment \$92 million: On January 16, 2009, the UN Security Council authorized Member States of the African Union (AU) to provide logistical support to the African Union Mission in Somalia (AMISOM). The mandate requests the UN Secretary-General to provide a logistics and support package to AMISOM and to establish a trust fund to provide financial support to AMISOM until a UN peacekeeping operation is deployed. The mandate was renewed on December 22, 2010 and increased the UN logistical support from the current 8,000 AMISOM troops to up to 12,000 AMISOM troops. On September 30, 2011, UNSCR 2010 renewed AMISOM's mandate until October 31, 2012 and expanded the scope of logistics support provided by UNSOA to include kitchen catering equipment, communications equipment, sanitary and cleaning materials, and furniture and stationery. Further the Security Council expressed its intention to "review and consider thoroughly the possible need to adjust the mandated troop levels of AMISOM when the mission reaches its current mandated level of 12,000 troops." The United States expects this to occur during the second quarter of FY 2012.

These funds will help the United States advance three policy objectives: (1) mitigating the threat of al-Shabaab to international security and to U.S. national security; (2) enabling the Transitional Federal Government to make incremental progress on key transitional tasks, furthering the Djibouti Peace Process; and (3) facilitating the delivery of humanitarian assistance in Mogadishu and its environs.

## **CONTRIBUTIONS FOR INTERNATIONAL PEACEKEEPING ACTIVITIES**

### ***UN Mission in Sudan (UNMIS)***

Assessment \$0: United Nations Mission in Sudan: United Nations Mission in Sudan: In 2011, the Government of Sudan requested that the mandate of the UN Mission in Sudan (UNMIS) be terminated in conjunction with the July 9 independence of South Sudan. In response, the UN Security Council terminated the UNMIS mandate on July 11, under UN Security Council resolution 1997. The UN Mission in South Sudan (UNMISS) now implements peacekeeping operations in South Sudan where UNMIS was once present. The United Nations Interim Security Force for Abyei (UNISFA) is now deployed to the disputed region of Abyei where UNMIS was once present. Although the Security Council indicated in UNSC 1997 that it stands ready to establish a peacekeeping operation in the conflict-prone Sudanese states of Blue Nile and Southern Kordofan where UNMIS was once present, the Government of Sudan has not consented to such UN presence, and there is currently no peacekeeping operation in these two areas of Sudan that UNMIS was required to vacate.

### ***United Nations Interim Security Force in Abyei (UNISFA)***

Assessment \$60 million: On June 20, 2011, Sudan and South Sudan signed an agreement to allow UN forces to provide security in the contested region of Abyei. The United Nations Interim Security Force for Abyei (UNISFA), authorized by the UN Security Council on June 27, is now currently deploying 4200 troops into the area, which is a contested region between Sudan and South Sudan and a frequent flashpoint for violence. Under UN command and control, the mission enforces the withdrawal of unauthorized armed elements from Abyei and maintains security throughout the territory so that Sudan and South Sudan can resolve the final status of Abyei through a political process rather than through military means. UNISFA also helps to provide a secure environment so that persons displaced from Abyei due to prior conflicts are able to return to their homes. On December 14, 2011, per the request of Sudan and South Sudan and the recommendation of the UN Secretary General, the UN Security Council authorized the force to take on larger border monitoring responsibilities throughout the entire Sudan/South Sudan border.

### ***United Nations Mission in South Sudan (UNMISS)***

Assessment \$238.7 million: On July 9, 2011 South Sudan became the newest country in the world. The birth of the Republic of South Sudan is the culmination of a six-year peace process which began with the signing of the Comprehensive Peace Agreement (CPA) in 2005. In adopting resolution 1996 (2011) on 8 July 2011, the Security Council determined that the situation faced by South Sudan continued to constitute a threat to international peace and security in the region and established the United Nations Mission in the Republic of South Sudan (UNMISS) for an initial period of one year, starting from 9 July 2011. UNMISS is on the ground to consolidate peace and security and to help establish conditions for development. UNMISS now works with the Government of the Republic of South Sudan (RSS) on key peacebuilding and political transition issues to help develop inclusive and effective governance, rule of law, and the foundation for longer-term state building and development. These activities include provision of good offices, as well as advice and support to the RSS and South Sudanese civil society at all appropriate levels on state consolidation, political transition, and core governance issues. The mission also focuses on security and protection issues, to support the RSS ability to anticipate, prevent and mitigate conflict and to uphold its responsibility to protect the civilian population, and, when needed, to provide protection of civilians directly, within the mission's capabilities and in the areas of deployment.



**CONTRIBUTIONS FOR  
INTERNATIONAL PEACEKEEPING ACTIVITIES**

***Funds by Object Class***

(\$ in thousands)

	<b>FY 2011 Actual</b>	<b>FY 2012 Estimate</b>	<b>FY 2013 Request</b>	<b>Increase / Decrease</b>
4100 Grants, Subsidies & Contributions	1,883,931	1,828,182	2,098,500	270,318
<b>Total</b>	<b>1,883,931</b>	<b>1,828,182</b>	<b>2,098,500</b>	<b>270,318</b>

*This page intentionally left blank*

## **INTERNATIONAL COMMISSIONS**

**International Boundary and Water Commission - Salaries and Expenses**

**International Boundary and Water Commission - Construction**

**International Joint Commission**

**International Boundary Commission**

**Border Environment Cooperation Commission**

**International Fisheries Commissions**

*This page intentionally left blank*

## *Resource Summary*

(\$ in thousands)

	<b>FY 2011 Actual</b>	<b>FY 2012 Estimate</b>	<b>FY 2013 Request</b>	<b>Increase / Decrease</b>
International Commissions	132,642	124,162	122,100	(2,062)
International Boundary and Water Commission - S&E	43,213	44,722	46,700	1,978
International Boundary and Water Commission - Construction	26,447	31,453	30,400	(1,053)
American Sections	12,583	11,687	12,200	513
International Joint Commission	7,984	7,012	7,392	380
International Boundary Commission	2,354	2,279	2,441	162
Border Environment Cooperation Commission	2,245	2,396	2,367	(29)
International Fisheries Commission	50,399	36,300	32,800	(3,500)

*This page intentionally left blank*

## **Proposed Appropriation Language**

### **INTERNATIONAL COMMISSIONS**

#### **INTERNATIONAL COMMISSIONS**

For necessary expenses, not otherwise provided for, to meet obligations of the United States arising under treaties, or specific Acts of Congress, as follows:

#### **INTERNATIONAL BOUNDARY AND WATER COMMISSION, UNITED STATES AND MEXICO**

For necessary expenses for the United States Section of the International Boundary and Water Commission, United States and Mexico, and to comply with laws applicable to the United States Section, including not to exceed \$6,000 for representation; as follows:

#### **SALARIES AND EXPENSES**

For salaries and expenses, not otherwise provided for, [~~\$44,722,000~~]*\$46,700,000*.

*This page intentionally left blank*



# INTERNATIONAL BOUNDARY AND WATER COMMISSION SALARIES AND EXPENSES

## *Resource Summary*

(\$ in thousands)

Appropriations	FY 2011 Actual	FY 2012 Estimate	FY 2013 Request	Increase / Decrease
American Positions	295	295	313	18
Funds	43,213	44,722	46,700	1,978

### *Program Description*

The U. S. International Boundary and Water Commission (USIBWC) is responsible for the overall management and administration, including planning, of Commission programs and facilities. The Commissioner manages the execution of the USIBWC mission, which is to exercise U.S. rights and obligations assumed under U.S.-Mexico boundary and water treaties and related agreements in an economically and sound manner and to develop bi-national solutions to water and boundary problems arising along the 1,952 miles of border between the United States and Mexico. This region encompasses the four U.S. states of Texas, New Mexico, Arizona, and California and the six Mexican states of Tamaulipas, Nuevo Leon, Coahuila, Chihuahua, Sonora, and Baja California. In addition, the Commissioner seeks to resolve current and anticipated boundary and water disputes between the United States and Mexico in the best interest of the American public.

The IBWC is made up of the United States Section (USIBWC), headquartered in El Paso, Texas, and the Mexican Section (CILA), headquartered in Ciudad Juarez, Chihuahua. Both sections have field offices along the boundary. In accomplishing the IBWC's mission, the U.S. and Mexican Sections jointly exercise the provisions of existing treaties to improve the water quality of the Tijuana, Colorado, and Rio Grande rivers and resolve border sanitation problems. The Commission also applies the provisions of these treaties and agreements to equitably distribute the boundary rivers water to both countries and for the operations of international flood control projects along trans-boundary rivers, international reservoirs for conservation of Rio Grande water and for hydroelectric generation, and international wastewater treatment plants. The IBWC also has the responsibility to establish and maintain the boundary in the limitrophe section of the international rivers and demarcate the land boundary. Most projects are developed jointly by the USIBWC and CILA, requiring interdependence for full implementation of those projects.

### **Administration**

The USIBWC is staffed to address domestic and international issues and administer agreements relating to the distribution and delivery of international waters in the Rio Grande and Colorado Rivers, protection of lives and property from floods along bordering communities, border demarcation, and water quality and quantity matters. The USIBWC has authority to perform its own administrative activities, including human resources management, budgeting, procurement, finance and accounting, payroll, and property management. These activities are performed using established internal control procedures within local, state, and federal laws and regulations. The USIBWC has advanced information management service capabilities and contracts out the data processing of the financial, payroll, property management, and acquisition functions with a Financial Management Center of Excellence via a cross-service agreement.

# INTERNATIONAL BOUNDARY AND WATER COMMISSION

## SALARIES AND EXPENSES

### **Engineering**

The Engineering Department performs the strategic planning, program and project planning and management, environmental management, engineering, and construction functions for the agency. This is provided through its three divisions: Master Planning, Environmental Management, and Engineering Services. The technical services provided include, but are not limited to, preparation, review, and execution of environmental studies, cultural and natural resource investigations, water quality monitoring and assessment, data management, Geographic Information System (GIS) management, trans-boundary resource studies, hydrology and hydraulic studies, geotechnical investigations, engineering designs for new construction and renovation of buildings, hydraulic and flood control structures, hydroelectric power plant infrastructure, wastewater treatment plant infrastructure, and environmental mitigation. It also provides quality assurance and technical expertise during construction of projects.

### **Operations and Maintenance**

The Operations Department operates and maintains all river and reservoir structures, hydroelectric power plants, and international wastewater treatment facilities. It is responsible for demarcating the border between the United States and Mexico by maintaining the integrity of boundary markers along the land boundary, river channels along international river boundaries, and boundary buoys on international reservoirs. The Operations Department also conducts all international water accounting in close coordination with Mexico.

### ***Justification of Request***

The FY 2013 budget request of \$46.7 million reflects an increase of \$2 million above the FY 2012 enacted level and includes increases for American COLA, and domestic inflation. This level also reflects a realignment of the Heavy Equipment Program (\$1.2 million) and 18 USDH positions from IBWC's Construction account to the Salaries and Expenses (S&E) account in support of IBWC administration, operations and maintenance. The FY 2013 Budget supports \$7.7 million for Administration activities; \$3.5 million for the Engineering activities; and \$35.5 million for the Operations activities.

### **Administration**

The FY 2013 budget request of \$7.706 million for this activity will provide an increase of \$183,000 above the FY 2012 enacted level. This increase covers American COLA and domestic inflation increases.

The Administration program oversees existing treaties and agreements for the solution of international boundary and water problems. It also involves reaching new agreements, subject to approval by both governments, to mitigate problems arising along the boundary before they become serious bilateral issues.

The primary functions are administering the operation and maintenance of ten international boundary and water project offices, negotiating agreements and providing recommendations to both governments for solutions to boundary and water problems, and supporting and controlling new construction projects approved by the two governments.

# INTERNATIONAL BOUNDARY AND WATER COMMISSION

## SALARIES AND EXPENSES

### Engineering

The FY 2013 budget request of \$3.507 million for this activity will provide an increase of \$89,000 above the FY 2012 enacted level. The covers increase for domestic inflation.

The Engineering activity funds one Principal Engineer, a number of other engineers, environmental scientists, and technical and clerical staff who are responsible for the development, planning, design, and management of projects, and for conducting engineering surveys, studies, and investigations needed to address international boundary and water problems with Mexico in accordance with IBWC treaties and agreements.

### FY 2013 Engineering Department plans to continue:

- Monitoring the quality of the waters in the New River and Alamo River (in southern California near Calexico) and the Colorado River (near Yuma, Arizona);
- Conducting natural resources management and monitoring of the Rio Grande flood plain in cooperation with U.S. and Mexican agencies;
- Conducting compliance studies and monitoring of three international wastewater treatment plants: Nogales International Wastewater Treatment Plant, South Bay International Wastewater Treatment Plant, and Nuevo Laredo Wastewater Treatment Plant;
- Implementing the Falcon Reservoir Cultural Resource Management Plan per the Texas Historical Commission requirement;
- Performing coordination, resolution of technical issues, quality assurance, and government representation for flood control levee improvements in the Upper and Lower Rio Grande;
- Coordinating and conducting hydrology and hydraulic capacity studies in cooperation with the Bureau of Reclamation and discuss design capacity changes with Mexico;
- Developing a bi-national mainstream hydraulic model from the Northerly International Boundary to the Gulf of California;
- Participating in joint water quality programs for the observation of the biological, mineral, chemical, and toxic quality of the international river waters;
- Developing the Environmental Management System for USIBWC field offices;
- Developing a management plan for the Rio Grande Rectification Project segment;
- Implementing restoration measures along the New Mexico stretch of the Rio Grande per the 2009 Record of Decision, which includes design and construction of restoration enhancements and acquisition of land and water rights for the project;
- Developing spatial data in support of strategic plan activities through the GIS Program;
- Participating and supporting trans-boundary aquifer data collection and coordination activities;
- Preparing strategic planning annual plans and reports;
- Developing, tracking, and updating capital project plans to meet mission goals and objectives;
- Conducting community outreach efforts and working closely with other agencies to comprehensively address river flood control, sanitation, boundary demarcation, and other bi-national problems at border communities;
- Reviewing, processing, and issuing licenses, leases, and permits for proposed projects on IBWC property;
- Performing the coordination and acquisition of easements for environmental enhancements as a result of impacts from the construction and operation of river flood control systems;
- Performing verification surveys for proper demarcation of the international land boundary, and addressing encroachments across the boundary; and
- Performing Right-of-Way and precision level monitoring surveys for mission projects and activities.

# INTERNATIONAL BOUNDARY AND WATER COMMISSION SALARIES AND EXPENSES

## Operations and Maintenance

The FY 2013 budget request of \$35.487 million for the Operations and Maintenance activity represents an increase of \$1.706 million above the FY 2012 enacted level. \$137,000 is for COLA and domestic inflation increases, \$1.2 million realignment of the Heavy Equipment Replacement Program from the Construction Account to the S&E account. The primary function of heavy equipment is to support the Operations & Maintenance functions, thereby fitting best under the S&E account. Also included is \$114,000 for the realignment of the Boundary and Realty program from Operations and Maintenance Division to the Engineering Department, and \$255,000 for associated annual service maintenance costs related to the Federal Personnel and Payroll System (FPPS) consistent with eGov initiatives planned for FY 2012. Currently, the USIBWC initiates and processes personnel actions manually. Therefore, budget requests for Heavy Equipment will no longer be made in the Construction Account starting in FY 2013.

This activity funds one Principal Engineer, a number of other engineers and technical staff, clerical staff and wage grade employees who are responsible for the operations and maintenance of USIBWC facilities along the entire U.S.-Mexico border, which includes ten field offices.

### FY 2013 Operations Department plans to continue:

- Maintaining all flood control, wastewater treatment, hydroelectric, and water storage projects in fully operational condition;
- Performing operations and maintenance of the two International Wastewater Treatment Plants, and ensure compliance with all recurring maintenance requirements;
- Identifying ways to increase operations and maintenance efficiency while reducing costs;
- Implementing the Critical Infrastructure Protection (CIP) program, which involves installation of high priority security equipment per CIP agency requirements;
- Conducting water accounting activities in an accurate and timely fashion; and
- Conducting annual OSHA Safety inspections at all USIBWC facilities.

### *Funds by Program Activity* (\$ in thousands)

Activities	FY 2011 Actual	FY 2012 Estimate	FY 2013 Request	Increase / Decrease
Administration	7,269	7,523	7,706	183
Engineering	3,303	3,418	3,507	89
Operations and Maintenance	32,641	33,781	35,487	1,706
<b>Total</b>	<b>43,213</b>	<b>44,722</b>	<b>46,700</b>	<b>1,978</b>

**INTERNATIONAL BOUNDARY AND WATER COMMISSION  
SALARIES AND EXPENSES**

***Funds by Object Class***

(\$ in thousands)

	<b>FY 2011 Actual</b>	<b>FY 2012 Estimate</b>	<b>FY 2013 Request</b>	<b>Increase / Decrease</b>
1100 Personnel Compensation	14,409	14,912	14,814	(98)
1200 Personnel Benefits	4,610	4,771	4,938	167
2100 Travel & Trans of Persons	574	594	593	(1)
2200 Transportation of Things	577	597	585	(12)
2300 Rents, Comm & Utilities	4,086	4,229	3,549	(680)
2400 Printing & Reproduction	44	46	45	(1)
2500 Other Services	15,917	16,473	18,143	1,670
2600 Supplies and Materials	1,675	1,733	1,812	79
3100 Personal Property	1,080	1,118	1,980	862
3200 Real Property	0	0	40	40
4100 Grants, Subsidies & Contributions	241	249	201	(48)
<b>Total</b>	<b>43,213</b>	<b>44,722</b>	<b>46,700</b>	<b>1,978</b>

*This page intentionally left blank*

## **Proposed Appropriation Language**

### **CONSTRUCTION**

For detailed plan preparation and construction of authorized projects, [~~\$31,453,000~~]~~\$30,400,000~~, to remain available until expended, as authorized.

*This page intentionally left blank*



# INTERNATIONAL BOUNDARY AND WATER COMMISSION CONSTRUCTION

## *Resource Summary*

(\$ in thousands)

Appropriations	FY 2011 Actual	FY 2012 Estimate	FY 2013 Request	Increase / Decrease
American Positions	18	18	0	(18)
Funds	26,447	31,453	30,400	(1,053)

### *Program Description*

The International Boundary and Water Commission (IBWC) is a treaty-based binational organization comprised of a United States Section (USIBWC) and a Mexican Section. The U.S. Section is headquartered in El Paso, Texas, and the Mexican section is headquartered in Ciudad Juarez, Chihuahua. Both sections have field offices strategically situated along the boundary, which enables the IBWC to carry out its mission objectives and meet its obligations.

Pursuant to treaties between the United States and Mexico, as well as U.S. law, the USIBWC carries out construction projects undertaken independent of, or with, Mexico to rehabilitate or improve water deliveries, flood control, boundary preservation, and sanitation.

Since the Convention of February 1, 1933, which provided for rectification of the Rio Grande through the El Paso–Juarez Valley, the two governments have participated in several binational construction projects. The Treaty of 1944 provided for the two governments to construct diversion and storage dams on the Rio Grande and Colorado River. The dams provide the means for conservation and regulation of international river waters. In addition, the 1944 Treaty provides for flood control works on the Rio Grande, Colorado River, and Tijuana River. It also provided for both governments to give priority attention to border sanitation issues.

This appropriation provides funding for construction and major renovations along the U.S. – Mexico border that enables the storage, distribution, and delivery of international waters in the Rio Grande and Colorado River, affording protection of lives and property from floods in bordering communities. In addition, the appropriation provides for the preservation of the international boundary, and the improvement of the water quality on both sides of the border.

### **Border Sanitation**

Under the authority of the 1944 Water Treaty between the U.S. and Mexico, the IBWC is entrusted to give preferential attention to border sanitation issues. Presently, residents in IBWC’s jurisdiction are facing a number of sanitation problems in the western land boundary region. These problems are mostly a result of trash, debris, and sewage entering into the U.S. from Mexico through rivers and storm water runoff. The IBWC is currently working toward addressing bi-national sanitation issues in the following areas: Nogales, AZ, Calexico, CA (New River), and in San Diego, CA (Tijuana River Valley, Estuary and coastal environment).

The inflow of trash, debris, and raw sewage from Mexico through the New River has for years created major health and sanitation concerns in Calexico. The U.S. Environmental Protection Agency (EPA) is currently working on a project to address the sewage issues across the border in Mexicali, and the IBWC

## **INTERNATIONAL BOUNDARY AND WATER COMMISSION CONSTRUCTION**

is working on addressing the trash and debris problem that affects residents in Calexico. The IBWC is working with the City of Calexico to develop defensive measures to eliminate or reduce the amount of trash and debris conveyed into the United States through the New River.

Congress authorized the construction of the South Bay International Wastewater Treatment Plant (SBIWTP) and ocean outfall in 1988. The purpose of the SBIWTP is to capture and treat Tijuana wastewater, which would otherwise flow into the United States through the Tijuana River and canyons, to secondary standards for discharge into the Pacific Ocean. In the interest of addressing public health and environmental concerns as expeditiously as possible, the USIBWC and EPA decided to construct the SBIWTP in stages and operate the advanced primary plant and discharge the effluent into the ocean prior to the construction of the secondary treatment facilities. The IBWC completed construction and initiated operation of the advanced primary treatment facilities and ocean outfall in 1999. The USIBWC constructed the secondary treatment plant components, excluding the sludge digesters, in 2011. This brought the plant into compliance with the Water Pollution Control Act and the Water Quality Act.

The City of Nogales, Mexico and the USIBWC jointly own the Nogales International Wastewater Treatment Plant (NIWTP). The NIWTP is operated by the IBWC, provides for the treatment of wastewater from both Mexico and the United States, and discharges the effluent into the Santa Cruz River. The original treatment plant, constructed in 1951, was a primary treatment facility, situated 1.5 miles north of the border in Nogales, Arizona. In 1972, the USIBWC and the City of Nogales, Mexico replaced the 1951 facility with a larger primary treatment plant located 8.8 miles north of the border in Rio Rico, Arizona. To meet current CWA discharge requirements, the USIBWC and Nogales upgraded the NIWTP in June 2009 by constructing secondary treatment facilities.

### **Flood Control**

The USIBWC operates and maintains flood control systems along the Tijuana River and the Rio Grande. These flood control systems protect the lives and property of over 3 million U.S. residents. Each country owns and is responsible for the maintenance of flood control works in its respective territory.

Currently, the USIBWC is in the process of rehabilitating deficiencies that have been identified in numerous portions of its Rio Grande flood control systems, addressing a large portion with funds appropriated in the American Recovery and Reinvestment Act of 2009. The Canalization segment starts in southern New Mexico and ends at American Dam where the international segment of the Rio Grande begins. The rectification (in far west Texas), Presidio, and Lower Rio Grande (south Texas) segments are on the international portion of the Rio Grande River, which require coordination with Mexico; however, the work is limited to the U.S. portions of the flood control systems. The canalization segment (130 miles of levees on both side of river), authorized by law in 1935 to facilitate water deliveries to Mexico under the Convention of 1906 and to protect against Rio Grande floods, extends 106 miles from Percha Dam in south central New Mexico to American Dam in El Paso, Texas. The Lower Rio Grande Flood Control Project (270 miles of levee) and the Rectification segment (91 miles of levee) were both authorized by legislation in the 1930's and the Presidio segment (15 miles of levee) authorized by law in 1970. The Lower Rio Grande Project was authorized solely for flood control, while the Presidio and Rectification segments serve the dual purpose of flood control and boundary preservation.

The USIBWC's construction program is organized into four subprogram groups, which coincide with the agency's strategic goals: Boundary Preservation, Water Conveyance, Water Quality, and Resource and Asset Management.

- The Boundary Preservation Subprogram addresses all land and river boundary demarcation and delineation efforts, including mapping of the river boundaries;

## INTERNATIONAL BOUNDARY AND WATER COMMISSION CONSTRUCTION

- The Water Conveyance Subprogram consists of all mission activities related to the conveyance, distribution, diversion, storage, and accounting of boundary/transboundary river waters, including flood control and hydroelectric power generation;
- The Water Quality Subprogram involves the construction or rehabilitation of sewage treatment facilities or other infrastructure, improving the quality of river waters; and
- The Resource and Asset Management Subprogram provides capital assets that support mission operations, such as administration buildings, warehouses, heavy mobile equipment, and security enhancements at field office facilities;

To achieve its mission the IBWC will carry out projects under these subprograms, while exploring innovative and best practices in both the private and public sectors.

### *Justification of Request*

The FY 2013 request of \$30.4 million represents an overall decrease of \$1 million below the FY 2012 estimate. This program supports high priority requirements for the agency to fulfill its mission regarding flood control, river water allocation, conveyance, and sanitation. It also protects stakeholders and employees by protecting infrastructure and restoring facilities. This level also reflects a realignment of the Heavy Equipment Program (\$1.2 million) and 18 USDH positions from USIBWC's Construction account to the Salaries and Expenses account in support of USIBWC administration, operations and maintenance.

#### **Water Conveyance Program: \$22,500,000**

##### Reconstruction of the American Canal: \$12,000,000

Funding to rebuild the American Canal, which is beyond its useful life, was initially received in FY 2010. The American Dam and Canal were built by the United States in 1938 to divert and convey the waters of Rio Grande allocated to the United States under the 1906 Convention for municipal and agricultural use. This canal, which is a vital source of water supply for the desert City of El Paso, is in very poor condition and at risk of failing. The canal lining contains many concrete panels with exposed and rusted rebar and cracked, crushed, separated, or overlapping sections. Soil voids have also formed underneath the canal lining, since waters have carried away embankment materials over time through the breaks and deteriorated weep holes. As a result, the canal lining may collapse and prevent the deliveries of Rio Grande waters to U.S. agricultural and municipal stakeholders.

The American Canal runs adjacent to the American Smelting and Refining Company (ASARCO), a century-old iron-ore and copper refinery that filed for Chapter 11 reorganization under the Federal bankruptcy code in 2005. Refinery operations have contaminated the adjacent canal embankment with dangerously high levels of lead and arsenic, and will require the environmental remediation of soil and groundwater during construction. In 2009, a bankruptcy court approved a settlement amount of \$22,370,833 for environmental cleanup of IBWC grounds at the American Dam field office, and along the Rio Grande and American Canal.

The American Canal is subdivided into three segments; each segment separated by a highway culvert. Although reconstruction of each segment will be phased-in over a three-year period, construction can only be performed during the non-irrigation season, which extends from mid-October to mid-February. FY 2013 funding is requested to construct the improvements for the lower segment of the canal. In addition, \$6 million of reimbursement funding is expected to be applied in FY 2013 for environmental remediation of soil and groundwater.

## **INTERNATIONAL BOUNDARY AND WATER COMMISSION CONSTRUCTION**

### Rio Grande Flood Control System Rehabilitation: \$7,500,000

This project, initially funded in 2001, is a multi-year effort that includes the evaluation of approximately 510 miles of existing Rio Grande levees, and rehabilitation or improvement of deficient levee segments and related flood control structures in the United States. These levees contain about 440 miles of river and interior floodway channel along three unique Rio Grande Flood Control Systems. These three flood control systems are identified as the Upper Rio Grande, Presidio Valley, and Lower Rio Grande Flood Control Systems. The Upper Rio Grande Flood Control System protects one million U.S. residents in the metropolitan statistical areas of Las Cruces, New Mexico and El Paso, Texas with its 225 miles of levees. The fifteen-mile long Presidio Valley Flood Control System provides flood protection to nearly 5000 people in Presidio, Texas. The Lower Rio Grande Flood Control System, with its 270 miles of river and interior floodway levees, protects one million U.S. residents in the following metropolitan statistical areas of Brownsville-Harlingen and McAllen-Edinburg-Mission in south Texas.

Deficient levee segments will be improved in order of priority by risk, population, and development. The USIBWC is currently working together with the Department of Homeland Security and other stakeholders to address the flood control deficiencies jointly with border fence initiative. In FY 2013, the USIBWC will use the request and prior year unobligated balances to construct environmental enhancements to mitigate for project impacts, and to construct 1.1 miles of floodwalls and levee improvements along the east riverbank, and reestablishment of channel within right-of-way at Vado, New Mexico.

### Safety of Dams Rehabilitation: \$3,000,000

The SOD program addresses infrastructure deficiencies identified during inspections conducted by the Joint Technical Advisors, which includes the U.S. Army Corps of Engineers (USACE). The Joint Technical Advisors inspected the Amistad, Falcon, Anzalduas, and Retamal Dams in April 2007. These four dams were rated in accordance with the risk-based action classification system used by the USACE. The safety inspection yielded urgent and high priority deficiencies at three of the four dams, which required in-depth assessments given the criticality of the findings. The Amistad Dam received a category rating of Dam Safety Action Class (DSAC) II, "urgent, potentially unsafe." The Falcon and Retamal Dams received a DSAC III rating, "high priority, conditionally unsafe," while the Anzalduas Dam received a DSAC IV rating, "priority, marginally safe." Therefore, the IBWC initiated and completed a preliminary study and risk analysis of the Amistad Dam, and is currently conducting a Dam Modification Study, which is expected to be completed by November 2013. The results of this study will assist in developing strategies to address these deficiencies. A preliminary study for the Falcon Dam has been completed, and a risk analysis is underway, with completion expected to be by April 2012.

FY 2013 funding is requested to implement specific assessments recommendations based on risk from both the Amistad Dam Modification Study and the Falcon Risk Analysis. The implementation of the recommendations will be achieved in a phased approach, given the estimated high costs of the recommendations. The recommendation also addresses the sinkhole problems on the foundations and embankments of the Amistad Dam. The study recommendations will involve implementation of sonar surveys, willow-stick surveys, exploratory borings, seepage explorations, and development of viable remediation alternatives. Completion of the recommendations is expected to continue in the out-years until all high-risk findings have been addressed.

# INTERNATIONAL BOUNDARY AND WATER COMMISSION CONSTRUCTION

## **Resource and Asset Management Program: \$5,900,000**

### Critical Infrastructure Protection: \$2,500,000

The USIBWC is requesting funds to continue a multi-year project, initially funded in FY 2009, to improve security at its facilities, which includes the critical infrastructure: Amistad and Falcon International Storage Dams and Power Plants, and the South Bay and Nogales International Wastewater Treatment Plants. This project will assist the agency in countering potential threats to its critical infrastructure and deter illegal activity away from these facilities. This project is consistent with the Department of Homeland Security initiatives (Homeland Security Presidential Directives 7 and 13), the Critical Infrastructure Protection (CIP) Framework Agreement between the U.S. and Mexico, and the USA PATRIOT (Uniting and Strengthening America by Providing Appropriate Tools Required to Intercept and Obstruct Terrorism) Act. The U.S. – Mexico CIP Program specifically states that both nations will: conduct bi-national vulnerability assessments of trans-border infrastructure and communications and transportation networks to identify and take required protective measures.

The FY 2013 funding requested for Critical Infrastructure Protection will be used to address the continued threats and vulnerabilities identified through assessments conducted at all field locations. It will focus on the installation of deterrents, controls, and detection systems at the San Diego, Mercedes, Nogales, and Yuma Field Offices as detailed below. The \$2.5 million will be used to continue with the implementation of assessment recommendations at Amistad Dam. The FY 2013 request for the Resource and Asset Management Program reflects an increase of \$3.4 million for a multi-year program that began in FY 2010. The increase will fund the programs identified below.

### San Diego Project: \$1,400,000

The resources provided will fund critical San Diego project requirements to include threat and vulnerability assessments at the South Bay International Wastewater Treatment Plant (SBIWTP). Further focus will be placed on deterrence and delay measures, such as barriers, fences, gates, signs, buoys, etc., to improve safety and protection of USIBWC personnel and critical infrastructure.

### Nogales Project: \$1,000,000

The resources provided will fund critical Nogales project requirements to include threat and vulnerability assessments at the Nogales International Wastewater Treatment Plant (NIWTP). Further focus will be placed on deterrence and delay measures, such as barriers, fences, gates, signs, and lighting. In addition to the deterrence and delay measures controls and detection systems such as video surveillance, alarms, sensors, access and controls will be implemented to improve safety and protection of USIBWC personnel and critical infrastructure.

### Mercedes Project: \$1,000,000

The resources provided will continue to fund critical Mercedes project requirements to include threat and vulnerability assessments at Anzalduas, and Retamal Dams. Further, focus will be placed on deterrence and delay measures, such as barriers, fences, gates, signs, etc. In addition, controls and detection systems such as video surveillance, alarms, sensors, access controls, etc., will be implemented to improve safety and protection of USIBWC personnel and critical infrastructure.

# INTERNATIONAL BOUNDARY AND WATER COMMISSION CONSTRUCTION

**Water Quality Program: \$2,000,000**

Nogales International Outfall Interceptor Replacement: \$2,000,000

This is a multi-year project, initially funded in FY 2010, for replacing the Nogales International Outfall Interceptor (IOI). The IBWC and the City of Nogales are co-owners of the NIWTP, which is located in Rio Rico, AZ, and provides treatment of sewage for both Nogales, Arizona, and Nogales, Sonora. The IOI is the infrastructure that conveys wastewater from Nogales, Sonora, Mexico and Nogales, AZ to the NIWTP. The treated effluent is discharged into the Santa Cruz River, where it provides a perennial surface water source to recharge groundwater levels and sustain riparian habitat.

The pipeline, which was placed into operation in 1972, has lost approximately half of its thickness due to erosion and developed many cracks. Excessive amounts of groundwater water infiltrate the pipe through these cracks, significantly increasing the volume in the wastewater system. This increased volume results in higher than normal operations and maintenance costs for treatment of the wastewater at the NIWTP. The USIBWC will work with the City of Nogales and other stakeholders to jointly replace the deteriorated IOI pipeline and rehabilitate/replace any necessary IOI manholes. Since the IOI runs underneath and alongside the Nogales Wash, which is a concrete-lined storm water conveyance system, replacement of the IOI will require removing and reconstructing some, if not all, of the Wash.

Project alternatives are still being considered and evaluated. Preliminary estimates suggest that the cost for this project could be approximately \$100 million phased-in over several years. The FY 2013 budget and prior year unobligated balances will be used to initiate the first phase of improvements. The IOI project will be phased in over the out-years by sections, and will be prioritized based on risk and fiscal resources.

### *Staff by Program Activity*

(\$ in thousands)

International Boundary and Water Commission, El Paso, Texas	FY 2011 Actual	FY 2012 Estimate	FY 2013 Request	Increase / Decrease
IBWC-Construction	18	18	0	(18)
Water Quality Program	2	2	0	(2)
Water Quantity Program	16	16	0	(16)
<b>Total</b>	<b>18</b>	<b>18</b>	<b>0</b>	<b>(18)</b>

### *Funds by Program Activity*

(\$ in thousands)

Activities	FY 2011 Actual	FY 2012 Estimate	FY 2013 Request	Increase / Decrease
IBWC-Construction	26,447	31,453	30,400	(1,053)
Resource and Asset Management	4,726	5,621	5,900	279
Water Quality Program	1,244	1,479	2,000	521
Water Quantity Program	20,477	24,353	22,500	(1,853)
<b>Total</b>	<b>26,447</b>	<b>31,453</b>	<b>30,400</b>	<b>(1,053)</b>

**INTERNATIONAL BOUNDARY AND WATER COMMISSION  
CONSTRUCTION**

*Funds by Object Class*  
(\$ in thousands)

	<b>FY 2011 Actual</b>	<b>FY 2012 Estimate</b>	<b>FY 2013 Request</b>	<b>Increase / Decrease</b>
2500 Other Services	26,447	31,453	30,400	(1,053)
<b>Total</b>	<b>26,447</b>	<b>31,453</b>	<b>30,400</b>	<b>(1,053)</b>

*This page intentionally left blank*



**AMERICAN SECTIONS, INTERNATIONAL COMMISSIONS**  
**International Joint Commission**  
**International Boundary Commission**  
**Border Environment Cooperation Commission**

### **Proposed Appropriation Language**

#### AMERICAN SECTIONS, INTERNATIONAL COMMISSIONS

For necessary expenses, not otherwise provided, for the International Joint Commission and the International Boundary Commission, United States and Canada, as authorized by treaties between the United States and Canada or Great Britain, and the Border Environment Cooperation Commission as authorized by Public Law 103–182, [~~\$11,687,000~~]*\$12,200,000: Provided*, That of the amount provided under this heading for the International Joint Commission, \$9,000 may be made available for representation expenses.

# INTERNATIONAL JOINT COMMISSION

## *Resource Summary*

(\$ in thousands)

Appropriations	FY 2011 Actual	FY 2012 Estimate	FY 2013 Request	Increase / Decrease
American Positions	24	24	24	0
Funds	7,984	7,012	7,392	380

### *Program Description*

The Boundary Waters Treaty of 1909 (BWT) established the International Joint Commission (IJC) as a cornerstone of United States – Canada relations in the boundary region. The IJC has fine-tuned a successful model for preventing and resolving disputes that is unbiased, scientifically based, inclusive, and open to public input. Under the BWT, the IJC licenses and regulates uses, obstructions or, diversions of boundary waters in one country that affect water levels and flows on the other side of the boundary. The IJC provides advice to and conducts studies at the request of the United States and Canadian governments on critical issues of joint concern, and apportions waters in transboundary river systems. The IJC also alerts the governments to emerging issues that might have negative impacts on the quality or quantity of boundary waters and brings to the attention of senior officials the latest developments in science, engineering and administration that could benefit the management, security or conservation of water-related natural resources. Other treaties, agreements, and conventions direct the IJC to assess progress in restoration of water quality in the Great Lakes, and, in specified transboundary basins, to respond quickly to emergency water level conditions, apportion flows, and approve diversions. The IJC also assists the governments in efforts to prevent transboundary air pollution and improve air quality.

Led by three commissioners from each country, the IJC operates through small section staffs in Washington, DC (U.S. funded) and Ottawa, Canada (Canadian funded) and a binational Great Lakes Regional Office in Windsor, Canada (jointly funded). Currently, 20 active boards and task forces, plus various related technical working groups and committees, provide expert advice on both science and policy issues. Approximately 300 professionals from within government agencies, universities, nonprofit agencies, and industry carry out this work in their personal and professional capacities and not as representatives of their respective organizations or countries.

The Boundary Waters Treaty gives the IJC the responsibility to approve applications for and oversee the operation of hydropower dams and other infrastructure projects in waters along the U.S.-Canadian border to suitably protect all interests from potential adverse effects of these projects. When the IJC approves such projects, a binational board typically is established to oversee construction and operation of the project. The board assures that treaty requirements are met and helps the IJC carry out its regulatory functions. As required, the IJC conducts studies to review the operational criteria for projects under IJC jurisdiction. In addition, the BWT provides that the U.S. and Canadian governments may refer questions or matters of difference to the IJC for examination and report. When such a “reference” is received, the IJC appoints an investigative board or task force for advice on the matters addressed in the reference. Since the establishment of the IJC, the two governments have requested, on more than 120 occasions, that the Commission review applications for projects affecting boundary waters and undertake studies, or “references,” on critical issues about which they disagree or on which they seek the advice of the IJC.

## INTERNATIONAL JOINT COMMISSION

### *Justification of Request*

The FY 2013 request of \$7.4 million for the IJC reflects an increase of \$380,000 above the FY 2012 estimate. This funding provides \$41,000 for domestic inflation, \$69,000 for American COLA, and \$270,000 for the Lake Ontario-St. Lawrence River system management regime.

#### **Lake Ontario-St. Lawrence River system management (LOSLR) \$270,000**

The IJC is working with the U.S. Government and the governments of Canada, New York, Ontario, and Quebec to develop a new approach for managing the Lake Ontario-St. Lawrence River system. It is anticipated that implementation will be ready to begin in FY 2013. The requested funds will enable the IJC to do its part in the implementation process.

### *Funds by Program Activity*

(\$ in thousands)

Activities	FY 2011 Actual	FY 2012 Estimate	FY 2013 Request	Increase / Decrease
Program Expenses	7,984	7,012	7,392	380
Special & Technical Investigations by U.S. Geological Survey	925	811	850	39
U.S. Section	7,059	6,201	6,542	341
<b>Total</b>	<b>7,984</b>	<b>7,012</b>	<b>7,392</b>	<b>380</b>

### *Funds by Object Class*

(\$ in thousands)

	FY 2011 Actual	FY 2012 Estimate	FY 2013 Request	Increase / Decrease
1100 Personnel Compensation	2,351	2,066	2,177	111
1200 Personnel Benefits	513	451	476	25
2100 Travel & Trans of Persons	402	354	373	19
2300 Rents, Comm & Utilities	151	133	140	7
2400 Printing & Reproduction	16	15	15	0
2500 Other Services	4,501	3,949	4,165	216
2600 Supplies and Materials	44	39	41	2
3100 Personal Property	6	5	5	0
<b>Total</b>	<b>7,984</b>	<b>7,012</b>	<b>7,392</b>	<b>380</b>

# INTERNATIONAL BOUNDARY COMMISSION

## *Resource Summary*

(\$ in thousands)

<b>Appropriations</b>	<b>FY 2011 Actual</b>	<b>FY 2012 Estimate</b>	<b>FY 2013 Request</b>	<b>Increase / Decrease</b>
American Positions	8	8	8	0
Funds	2,354	2,279	2,441	162

### *Program Description*

The primary mission of the International Boundary Commission (IBC) is to maintain an “effective” (cleared and well-marked) boundary between the United States and Canada as prescribed by the 1925 Treaty of Washington. In recent years, the IBC has modified its mission to support more effectively the Department’s strategic goal to counter threats to the United States and the international order, and advance civilian security around the world. The IBC has established a 15-year maintenance schedule for the entire U.S.-Canadian boundary (5,525 miles) as the primary performance measure of the effectiveness of the IBC. The February 2004 “Report on the Present State of the Maintenance of the United States and Canada Boundary and Recommendations for the Future” details the state of the boundary and the steps necessary for the IBC to meet its performance goal. A new 15-year plan taking into account past and current funding levels, will be included in the IBC 2011 annual report.

The Treaty of 1925 requires the maintenance of an effective boundary line between the United States and Canada. The Treaty specifies that to be effective, the boundary line must be accurately delineated and marked with stable identifying monuments. This is accomplished on land by clearing a 20-foot wide line-of-sight (i.e., “vista”) from one boundary monument to the next along the entire 5,525 mile U.S.-Canadian boundary. The IBC maintains more than 5,500 land boundary monuments, and more than 2,800 reference monuments, which are used to locate the water boundary. In addition, the IBC regulates construction crossing the boundary and provides boundary-specific positional and cartographic data to the public and private sectors. The IBC appropriation provides funds to implement U.S. obligations under the Treaty, thereby maintaining and preserving an effective boundary line between the two countries. It ensures the sovereignty of each nation over its territory by clearly establishing where one’s rights and responsibilities end and the others begin, thus virtually eliminating the potential for serious and costly boundary disputes.

Although the boundary was cleared, surveyed and marked years ago, a cyclical program of maintenance is required to sustain an effective boundary line. The necessity for continuous maintenance is due to the deterioration and destruction of boundary monuments with brush, and timber overgrowth obstructing the 20-foot wide vista. Generally, the boundary is on a 15-year maintenance cycle. The discontinuation of herbicide use in the late seventies has had a tremendous impact in high growth areas. Costs associated with clearing these areas has almost doubled. Increased security issues along the boundary in recent years has caused the IBC to alter project priorities and maintenance cycles in some areas and to accelerate the maintenance cycle in other high traffic areas.

The IBC is continuing to resurvey the entire boundary, convert all North American Datum 27 (NAD27) map coordinates that currently define the boundary to NAD 83 positions, and provide funding for the Mapping and Geographic Information System (GIS) maintenance.

## INTERNATIONAL BOUNDARY COMMISSION

### *Justification of Request*

The FY 2013 request of \$2.441 million will fund IBC operations and eight boundary maintenance projects, of the total \$1.310 million is for administration. This level of funding reflects an increase of \$162,000 above the FY 2012 estimate and includes \$12,000 for American COLA, \$22,000 domestic inflation and \$8,000 overseas price inflation. The amounts below will be matched by reciprocal funding by IBC's Canadian counterpart.

- Reclearing and Monumentation 141st Meridian (64 miles) (Alaska-Yukon) : \$561,000 (*3<sup>rd</sup> year of 5-year project*)
- Vista clearing Southwest section Highlands (50 miles) (Maine-Quebec): \$149,000
- St. Francis River Vista clearing and Boundary marking (Maine-New Brunswick): \$38,000
- Monument maintenance and clearing of the vista from Lake Superior to the Rainy River (Minnesota-Ontario): \$70,000
- Vista Clearing 49th Parallel- Pembina Hills Turtle Mts. (47 miles) (Minnesota-Manitoba): \$106,000
- Clear 3 miles Glacier Park (Montana-Alberta): \$25,000
- Clean Paint and clear Ranges Passamaquoddy Bay (Maine-New Brunswick): \$32,000
- Mark Navigable Waterways: \$150,000.

### *Funds by Program Activity*

(\$ in thousands)

Activities	FY 2011 Actual	FY 2012 Estimate	FY 2013 Request	Increase / Decrease
International Boundary Commission	2,354	2,279	2,441	162
Equipment Lifecycle Program	48	46	49	3
Field Campaigns	1,242	1,203	1,289	86
IBC - Operations	919	890	953	63
Mapping / Survey Projects	145	140	150	10
<b>Total</b>	<b>2,354</b>	<b>2,279</b>	<b>2,441</b>	<b>162</b>

# INTERNATIONAL BOUNDARY COMMISSION

## *Funds by Object Class*

(\$ in thousands)

	<b>FY 2011 Actual</b>	<b>FY 2012 Estimate</b>	<b>FY 2013 Request</b>	<b>Increase / Decrease</b>
1100 Personnel Compensation	575	557	597	40
1200 Personnel Benefits	172	167	179	12
2100 Travel & Trans of Persons	97	94	100	6
2300 Rents, Comm & Utilities	86	83	90	7
2500 Other Services	1,323	1,281	1,370	89
2600 Supplies and Materials	53	51	55	4
3100 Personal Property	48	46	50	4
<b>Total</b>	<b>2,354</b>	<b>2,279</b>	<b>2,441</b>	<b>162</b>

*This page intentionally left blank*



# BORDER ENVIRONMENT COOPERATION COMMISSION

## *Resource Summary*

(\$ in thousands)

Appropriations	FY 2011 Actual	FY 2012 Estimate	FY 2013 Request	Increase / Decrease
Funds	2,245	2,396	2,367	(29)

### *Program Description*

The Border Environment Cooperative Commission (BECC) and the North American Development Bank (NADB) are international organizations created by the Governments of the United States and Mexico under a side agreement to the North American Free Trade Agreement, in order to help address the environmental infrastructure needs in the border region between both countries. The *“Agreement between the Government of the United States of America and the Government of the United Mexican States Concerning the Establishment of a Border Environment Cooperation Commission and a North American Development Bank”* (the BECC/NADB Charter), was executed in 1993 and amended through Protocol of Amendment signed on November 25 and 26, 2002, which entered into effect on August 6, 2004. The BECC, a U.S.–Mexico bi-national institution is located in Ciudad Juarez, Chihuahua, Mexico.

The mission of the BECC is to work to preserve, protect and enhance human health and the environment of the U.S.–Mexico border region, by strengthening cooperation among interested parties and supporting sustainable projects through a transparent bi-national process in close coordination with the NADB, federal, State, local agencies, the private sector, and civil society. BECC was created to assist border communities in developing environmental infrastructure projects to meet certification requirements to be eligible to receive funding from the NADB, or other institutions. The goal of BECC’s certification requirements is to ensure that projects provide environmental and human health benefits and are technically feasible and affordable as well as capable of being operated over the long-term, while ensuring transparency and public participation. BECC is authorized to work on the U.S.–Mexico Border up to 100 km north on the U.S. side and 300 km south on the Mexican side.

In order to carry out its purpose, the BECC/NADB Charter grants the BECC the following functions:

- With their concurrence, assist states and localities and other public entities and private investors in: coordinating, preparing, developing, implementing, and overseeing environmental infrastructure projects in the border region, including the design, siting, and other technical aspects; analyzing the financial feasibility or the environmental aspects of the environmental infrastructure projects; evaluating social and economic benefits of the projects; and organizing, developing, and arranging public and private financing for environmental infrastructure projects in the border region; and
- Certify, by a decision of its Board of Directors, environmental infrastructure projects in the border region to be submitted for financing to the NADB, or to other sources of financing that request such certification.

The BECC/NADB Charter defines an environmental infrastructure project as a project that will “prevent, control or reduce environmental pollutants or contaminants, improve the drinking water supply, or protect flora and fauna so as to improve human health, promote sustainable development, or contribute to a

## **BORDER ENVIRONMENT COOPERATION COMMISSION**

higher quality of life”. Based on this definition, the specific sectors that BECC and NADB currently address are the following:

Water Pollution, Wastewater Treatment, Water Conservation, Domestic hook-ups to Water Wastewater Systems, Municipal Solid Waste, Industrial and Hazardous Waste, Recycling and Waste Reduction. The sectors given priority by the BECC/NADB Charter are Air Quality, Clean and Efficient Energy, and Public Transportation.

The work of BECC continues to support the Department of State’s strategic goal of promoting effective and accountable democratic governance, respect for human rights, and sustainable economic growth through through two programs: Technical Assistance Program and Public Involvement and Public Outreach Process. In order to set performance goals for the institution an administrative tool called “Balanced Scorecard” (BSC) was used. The BSC is a modern management method for measuring an organization's performance parameters. The BSC design translates the organization’s vision, values, mission, and strategy into performance indicators, which can be used to measure the degree in which the strategic objectives are accomplished. It assists in monitoring the fulfillment of strategic objectives, expenses, costs, productivity, customer satisfaction, internal processes, employee motivation, and training.

The BECC's BSC contains 12 strategic objectives and 47 performance indicators; corresponding to 23 strategic objectives carried out through the following five programs:

### **Technical Assistance and Project Certification**

Offers technical services and/or financial assistance to help project sponsors effectively implement high-quality project development efforts and achieve certification for critical environmental infrastructure projects.

### **Environmental Project Management**

Utilizes BECC’s leadership and institutional capacities to create an opportunity to enhance coordination among stakeholders and strengthen regional commitment to environmental activities, resulting in greater efficiencies and effectiveness for the project beneficiaries and related programs

### **Strategic Planning**

Identifies needs, develop/prioritize solutions, and optimize resources to achieve local, state and regional environmental and human health goals. This program includes environmental infrastructure planning by region and by sector, as well as strategy development and project management for some project types in new sectors, such as energy efficiency and renewable energy. As a related function, this program also encompasses the implementation of the results measurement system for projects, specifically for post-implementation review and monitoring tasks, including activities such as the recently initiated project close-out process.

### **General Support**

Identifies, develops, and implements institutional improvements to optimize its human and financial resources, enhancing its capacity to achieve high-quality products and services. In addition, the General Support activity is to provide responsive and high quality services important to the daily operations of the BECC.

This program includes creating effective communication tools to document conditions existing in the border region, which have been identified through the coordinated efforts of BECC and other border stakeholders for information exchange to all interested parties.

Information availability and accessibility are critical to facilitate the achievement of environmental and human health objectives in the border region. In addition to border communities and government stakeholders, there are varieties of other formal and informal mechanisms developed to manage border

## BORDER ENVIRONMENT COOPERATION COMMISSION

issues. Each requires information about the current conditions in the region in order to further their role in addressing target issues. Information exchange is also important to prevent the duplication of efforts and foster the opportunity to build upon the works of others.

### **Public Participation and Capacity Building**

Provides a foundation for sustainable development along the border through efforts aimed at inspiring community-based support for a project, providing transparency in each border initiative and strengthening the institutional capacity of border communities and utility providers.

One of the BECC's greatest successes is its public participation requirement. Public participation activities are required to ensure broad community support for projects that are being considered for certification. The establishment of active, local steering committees is a key element of this process that provides transparency and access to project information, the involvement of local organizations in the decision-making process, and the presentation of projects in public forums for discussion.

### ***Justification of Request***

For FY 2013, the BECC is requesting a total of \$2.367 million for its operating budget. This level will allow the BECC to continue supporting the Department of State in achieving its strategic goal of improving health and environmental conditions in the U.S.-Mexico border region. BECC's FY 2013 request covers increases for American COLA, domestic inflation, and overseas price inflation. The requested reflects a slight decrease of \$29,000 below the FY 2012 estimate.

### ***Funds by Program Activity***

(\$ in thousands)

	FY 2011 Actual	FY 2012 Estimate	FY 2013 Request	Increase / Decrease
Public Involvement and Public Outreach Process	75	80	75	(5)
Technical Assistance Program	2,170	2,316	2,292	(24)
<b>Total</b>	<b>2,245</b>	<b>2,396</b>	<b>2,367</b>	<b>(29)</b>

# BORDER ENVIRONMENT COOPERATION COMMISSION

## *Funds by Object Class*

(\$ in thousands)

	<b>FY 2011 Actual</b>	<b>FY 2012 Estimate</b>	<b>FY 2013 Request</b>	<b>Increase / Decrease</b>
1100 Personnel Compensation	1,128	1,204	1,301	97
1200 Personnel Benefits	282	301	372	71
2100 Travel & Trans of Persons	70	75	117	42
2300 Rents, Comm & Utilities	160	171	108	(63)
2500 Other Services	524	559	379	(180)
2600 Supplies and Materials	81	86	90	4
<b>Total</b>	<b>2,245</b>	<b>2,396</b>	<b>2,367</b>	<b>(29)</b>

*This page intentionally left blank*

## Proposed Appropriation Language

### INTERNATIONAL FISHERIES COMMISSIONS

For necessary expenses for international fisheries commissions, not otherwise provided for, as authorized by law, [~~\$36,300,000~~]~~\$32,800,000~~: *Provided*, That the United States share of such expenses may be advanced to the respective commissions pursuant to 31 U.S.C. 3324.

# INTERNATIONAL FISHERIES COMMISSIONS

## *Resource Summary*

(\$ in thousands)

Appropriations	FY 2011 Actual	FY 2012 Estimate	FY 2013 Request	Increase / Decrease
Funds	50,399	36,300	32,800	(3,500)

### *Program Description*

The International Fisheries Commissions appropriation supports the Department's strategic goals of securing a sustainable global environment and ensuring economic prosperity and security, as well as the food security goal of the U.S. Global Development Strategy (the Feed the Future initiative) by funding U.S. shares of operating expenses for ten international fisheries commissions and organizations, the International Whaling Commission, two international marine science organizations, the Arctic Council, the Antarctic Treaty, and international sea turtle and shark conservation initiatives. Through these international fisheries commissions, the United States advocates for science-based conservation and management measures to regulate the global fishing industry and works to level the international economic playing field to promote growth and job-creation in the U.S. fishing industry. In most cases, U.S. contributions are mandated by treaty; failure to meet assessments results in loss of voting rights or influence within the commissions. The appropriation also provides for travel expenses of the U.S. commissioners and their advisors, as well as compensation to non-government employees of the Pacific Salmon Commission for days actually worked as U.S. commissioners, panel members, advisors, and/or alternates.

The commissions and organizations were, for the most part, established by treaties and agreements negotiated by the United States and ratified by the President, with the advice and consent of the Senate. The United States entered into these arrangements to protect its access to shared international fisheries resources and to support other vital economic and environmental interests.

Recent developments have underscored the importance of working through the commissions and programs funded by this account to conserve and manage finite and vulnerable shared marine resources. For example, the re-authorized Magnuson-Stevens Fishery Conservation and Management Act laid out a specific mandate for the United States to work multilaterally to address illegal, unregulated and unreported (IUU) fishing and by-catch of protected living marine resources. It specifically calls on the United States to promote improved monitoring, control, and surveillance for high seas and shared fisheries; improve the effectiveness of international fisheries governance through adoption of IUU vessel lists, stronger port state controls, and market-related measures; and build capacity in other countries to ensure sustainable fisheries and regulatory enforcement. The Secretary of State, in consultation with the Secretary of Commerce, worked with other countries and international organizations to establish rules based on sound science to enhance sustainable fishing practices and eliminate unregulated destructive fishing practices that jeopardize fish stocks and the habitats that support them. The Regional Fishery Management Organizations and other cooperative arrangements funded by this account are the primary means of achieving each of these goals.

The commissions and organizations funded by this appropriation enable the United States to promote critical U.S. economic and conservation interests. Each facilitates international cooperation by conducting or coordinating scientific studies of fish stocks and other living marine resources and their

## **INTERNATIONAL FISHERIES COMMISSIONS**

habitats, and establishing common management measures to be implemented by member governments based on their results. Many also oversee the allocation of member nations' fishing rights.

Through the ongoing efforts of the commissions and programs funded by this account, many fishing areas that were nearly depleted are now yielding sustainable catches for U.S. commercial and sport fishermen, and some key endangered populations are recovering. For example, fisheries restrictions adopted through the International Commission for the Conservation of Atlantic Tunas enabled North Atlantic swordfish populations to rebuild from depletion to a fully sustainable level two years faster than targeted. The oldest of these organizations, the International Pacific Halibut Commission, has facilitated unprecedented cooperation between the United States and Canada and has successfully managed the shared halibut stock from a dangerously low level 20 years ago to current historically high biomass levels. Through the International Dolphin Conservation Program associated with the Inter-American Tropical Tuna Commission, dolphin mortality in the eastern Pacific tuna fishery has plummeted from approximately 100,000 animals in 1989 to less than 2,000 in recent years, well below the target levels.

### **Inter-American Tropical Tuna Commission (IATTC)**

The FY 2013 request will enable the IATTC to continue the research, assessment, and analysis activities and programs necessary to conserve and manage the commercial tuna and other stocks of the eastern Pacific Ocean and to evaluate and manage the impacts of the fishery on the broader marine ecosystem of the eastern Pacific, contributing to the IATTC's and the Department's objectives of sustainable use of marine resources and ecosystem management. In addition to the extensive workload associated with the implementation of the International Dolphin Conservation Program (IDCP), the Commission has also been tasked by its members to expand research into minimizing the by-catch of juvenile tuna and non-target species, such as sharks, seabirds, and sea turtles, improve its monitoring and recording of fish landings at ports throughout the eastern Pacific, augment its research program for bigeye tuna, and improve compliance. The Commission will also conduct further research on the stocks of dolphins taken in conjunction with tuna and will continue to administer the IDCP to reduce and, to the extent possible, eliminate dolphin mortality in the fishery, a priority objective of the U.S. Government and constituent groups.

### **Great Lakes Fishery Commission (GLFC)**

FY 2013 activities will include sea lamprey control to reach target levels that protect the valuable fisheries in all of the Great Lakes, enhanced stream treatments to provide the maximum control without expanding infrastructure, and maximum suppression of lamprey on the St. Mary's River. Parasitic, invasive sea lampreys feed primarily on trout, salmon, walleye, sturgeon, and whitefish; the foundation of Canada and the United States' shared Great Lakes fisheries. The proposed funding provides for baseline research and assessment programs to determine the sources and distribution of sea lampreys and the success of treatment options. The FY 2013 request will fund continued research into and further development of alternative controls to continue reducing lampricide use in the Great Lakes beyond the 35 percent decrease achieved by 2006, while still delivering successful sea lamprey control. This promising research includes the use of attractants (pheromones) and repellants, which will modify reproductive behavior to enhance trapping of spawning sea lampreys and increase effectiveness of lampricide control. The request will allow the GLFC to continue its work with the U.S. Army Corps of Engineers to construct barriers that block sea lamprey from spawning in streams and continue existing highly successful sterile-male release activities.

### **The Pacific Salmon Commission (PSC)**

Decisions made by the Pacific Salmon Commission affect where, when, and by whom valuable Pacific salmon resources are caught, and involve input from state, tribal, and Federal stakeholders. The FY 2013 request will fund fisheries research and management demands placed on the PSC and negotiations for a



## **INTERNATIONAL FISHERIES COMMISSIONS**

key treaty regime governing Fraser River fisheries. The PSC members will negotiate in 2013 to renew a management regime for the Fraser River, a transboundary river that is central to tribal, state, and Canadian salmon fisheries in the region. In addition to the U.S. share of joint PSC expenses, Department of State funding provides for compensation to non-governmental U.S. commissioners, panel members, and alternates while conducting PSC duties and for travel and expenses of U.S. participants as per the Pacific Salmon Treaty Act.

### **International Pacific Halibut Commission (IPHC)**

The FY 2013 request would allow the IPHC to continue vital research on and management of Pacific halibut, a resource that contributes \$700 million per year in fisheries activity to the U.S. economy. Base funding for the IPHC provides for annual stock assessment and recommendation of catch limits for Canada and the United States. Examples of core activities include: 1) monitoring harvest in commercial, sport, and bycatch fisheries; 2) scientific surveys to determine the abundance and distribution of halibut stocks; and 3) research into the population structure of halibut to determine the correct management framework for the species. The United States also has a treaty obligation to provide headquarters facilities for the IPHC. Therefore, FY 2013 request includes funding for operational costs of the IPHC offices that are solely the responsibility of the United States. The increase of \$100K over the FY 2012 request arises from U.S. requests to expand research effort in domestic waters and adjustments for pension fund liabilities.

### **Arctic Council**

In May, 2011, the foreign ministers of the eight members of the Arctic Council, including Secretary Clinton, decided to establish a new, small standing secretariat for the Council to improve the operations of this high-level intergovernmental forum. The secretariat will be administrative in nature and will carry out tasks such as website maintenance, facilitating collaboration among the subsidiary bodies within the Council and with the media, logistical support for Arctic Council meetings, and other administrative support directly to the country holding the Arctic Council chairmanship. The secretariat, to be located in Tromso, Norway, is intended to be equally funded by the eight Arctic States and will become operational during FY 2013. The FY 2013 request is to support the initial costs of establishing the secretariat, with full annual contributions towards its continued operation beginning in FY 2014.

### **Antarctic Treaty Secretariat (ATS)**

The FY 2013 request reflects the expected contribution amount for the Antarctic Treaty System and supports the functioning of the ATS and provides for shared funding of the costs of Consultative Meetings, including increases in translation and interpretation costs. The ATS carries out numerous administrative tasks in support of the annual meetings of the Antarctic Treaty Consultative Parties. The Treaty System oversees scientific and environmental cooperation in Antarctica and specifically addresses problems involving the marine environment, marine protected areas, and the sea and ice interface. As such, the work of the ATS relates directly to the work of other organizations covered by this appropriation, including the Commission for the Conservation of Antarctic Marine Living Resources, a sister organization under the Antarctic Treaty System.

### **Conservation of Antarctic Marine Living Resources (CCAMLR)**

CCAMLR manages fishing and marine living resources in the Southern Ocean. The FY 2013 request provides CCAMLR with funding that allows the organization to develop and implement measures to ensure effective conservation and management of Antarctic marine living resources based on an ecosystem approach. The organization's efforts have helped toothfish (Chilean sea bass) stocks rebound over a period of many years. In FY 2013, the United States will continue to work to advance efforts through CCAMLR to eliminate illegal, unreported, and unregulated fishing and implement the recommendations of the independent review of CCAMLR's performance. Membership in this Commission, which is headquartered in Australia, ensures the restoration of the world's largest untapped

## **INTERNATIONAL FISHERIES COMMISSIONS**

source of marine protein and aids in protecting future U.S. access to important marine resources in the Antarctic region.

### **Expenses of the U.S. Commissioners**

The U.S. commissioners to the various fisheries commissions are appointed by the President and are responsible to the Secretary of State in carrying out their duties. They receive transportation expenses and per diem while engaged in the commissions' work. The FY 2013 request will fund travel expenses for the U.S. commissioners to participate in meetings of all fishery commissions except the Pacific Salmon Commission, which is covered within the funds requested for that Commission.

### **International Commission for the Conservation of Atlantic Tunas (ICCAT)**

ICCAT's mission is to coordinate management of Atlantic populations of tuna and tuna-like species at levels that will permit the maximum sustainable catch. The ICCAT provides a forum for fishing nations, including a large number of developing coastal nations, to establish catch limits and national allocations, and combat illegal fishing, and oversees a program of research on tuna, swordfish, and billfish. The FY 2013 request will enable the United States to continue to work within ICCAT to implement effective, science-based measures to rebuild depleted Atlantic bluefin tuna stocks and to enforce stronger measures for the protection and conservation of Atlantic shark populations. The United States will also work to strengthen ICCAT's functioning, in particular through amendments to its establishing Convention to bring it in line with modern fisheries governance. The request will also support the ICCAT Bluefin Tuna Research Program, a multi-year program in addition to regular budgetary items intended to improve the conservation and management of this vital fishery.

### **International Council for the Exploration of the Seas (ICES)**

The FY 2013 request will enable ICES to promote and coordinate research and investigation of the North Atlantic Ocean, particularly focusing on fisheries, as well as ecosystem management, marine mammals, and marine pollution. ICES plans programs; organizes research and investigation as determined necessary, in agreement with member nations; supports approximately one hundred intersessional meetings of scientific and advisory working groups and study groups to coordinate and synthesize this research; and publishes or encourages the publication of data and research resulting from investigations carried out under its auspices. ICES is also seeking to further broaden the relevance of its research and scientific participation beyond its traditional products that focused on fisheries. ICES advances U.S. goals of strengthening ecosystem considerations in marine resource management and ensuring that science informs environmental policy. ICES will continue to provide scientific advice to its member nations, the European Community, regional fisheries management organizations, and other international organizations.

### **International Sea Turtle Conservation Programs**

The FY 2013 request will support International Sea Turtle Conservation Programs associated with the Inter-American Convention for Sea Turtles (IAC) and the Indian Ocean and South East Asia Sea Turtle Memorandum of Understanding (IOSEA MOU). The United States is a Party to the IAC, and is a signatory of the IOSEA MOU. Following the relocation of the IAC interim Secretariat to the United States, regional participation in the Convention and associated project development has significantly increased. In addition to further engaging the Caribbean region, IAC will finalize mechanisms to share technologies to reduce sea turtle interactions with fishing gear, such as improvements to turtle excluder devices (TEDs), and will assist developing countries to sustainably manage traditional utilization of sea turtles. The IOSEA MOU region is currently engaged in a variety of economic development projects. IOSEA will work to ensure port and coastal development and extraction of natural resources take into account environmental concerns, sea turtles in particular. Under the IOSEA MOU, a Site Network is being developed to give special status to habitats identified as critical to sea turtles, and is seeking cost

## INTERNATIONAL FISHERIES COMMISSIONS

effective means of evaluating and reducing light pollution on nesting beaches to improve survival of turtle hatchlings.

### **International Shark Conservation Program**

The FY 2013 request will support international efforts to conserve and protect migratory sharks through the recently adopted Memorandum of Understanding on the Conservation of Migratory Sharks (MOU). It would support the continued functioning of the interim secretariat of the MOU, housed within the Secretariat of the Convention on Migratory Species, and any other costs for implementation of the MOU regarding international cooperation on shark conservation. The MOU represents a mechanism to achieve U.S. policy objectives, particularly those articulated in the 2011 Shark Conservation Act, and the requested funding will allow it to be fully operational and effective as an international framework.

### **International Whaling Commission (IWC)**

This request assumes that a previously forecast assessment increase for all large economies in the IWC membership will not be adopted for FY 2013, although it is still possible in future years. The United States remains vigilant on this issue since a simple majority vote controls budgetary decisions in the deeply divided organization, and the United States will lose its voting rights in the IWC if its full assessment is not paid. Funding for the IWC provides for the conservation, scientific study, and optimum use of whales, and in particular provides a quota for the taking of whales by U.S. Natives for aboriginal subsistence purposes. The IWC and its associated committees collect and analyze information on the status and trends of whale stocks, evaluate the effects of whaling, and develop conservation strategies for numerous whale species. The IWC has had several significant achievements that advance U.S. environmental interests, such as adoption of the moratorium on commercial whaling, critical analyses of unilateral whaling activities in other countries, the establishment of whale sanctuaries in the Southern and Indian Oceans, and the establishment of a Conservation Committee.

### **North Atlantic Salmon Conservation Organization (NASCO)**

NASCO promotes the conservation, restoration, enhancement, and rational management of salmon stocks in the North Atlantic Ocean through international cooperation, as well as the acquisition, analysis, and dissemination of scientific information pertaining to these salmon stocks. In FY 2013, NASCO will follow up on its 2005 in-depth review of its working methods and structure and implement any additional reforms needed to improve transparency and accountability. The FY 2013 request will ensure the United States remains in good standing in NASCO, will be able to shape the implementation of new reporting requirements to ensure accountability of members, and help the organization meet key strategic goals to restore salmon stocks and improve international governance. It also includes a time-limited increase associated with retirement of the current Executive Secretary and recruitment of his replacement.

### **North Pacific Anadromous Fish Commission (NPAFC)**

NPAFC activities help manage and preserve anadromous and ecologically-related species in the North Pacific and Central Bering Sea. Anadromous fish, such as salmon, spend their adult lives in the oceans but return to freshwater to spawn. The NPAFC treaty mandates a prohibition on fishing for anadromous stocks on the high seas of the North Pacific, and thereby provides a valuable tool to deter the use of large-scale driftnets in that region, and significantly contributes to the U.S. goal of achieving sustainable coastal fisheries. The NPAFC also promotes and coordinates scientific studies on anadromous stocks, the results of which can help minimize the incidental catch of valuable anadromous stocks in other fisheries. Additionally, the Parties to the Convention — the United States, Canada, Russia, Japan, and Korea — collaborate internationally on high seas enforcement of the NPAFC fishing ban.

### **North Pacific Marine Science Organization (PICES)**

PICES is the Pacific Ocean counterpart of ICES, and it supports numerous collaborative and ecosystem-based research initiatives that promote data exchange and science-based decision-making about natural

## INTERNATIONAL FISHERIES COMMISSIONS

resource management. The North Pacific Ocean not only is rich in resources of great importance to the U.S. economy, but also exerts a major influence on weather and climate in North America. In FY 2013, PICES will encourage capacity building through scientific seminars and collaborations, workshops, symposia, technical publications, and an Intern Program. PICES's work is guided by the Integrative Science Program, which was finalized in FY 2008—an innovative multidisciplinary, international research program to address key challenges and questions in ecosystem-based management of marine resources.

### **Northwest Atlantic Fisheries Organization (NAFO)**

NAFO promotes the conservation and optimum use of fishery resources in the Northwest Atlantic. It encourages international cooperation and consultation and is responsible for investigating the abundance, life history, and ecology of any species of aquatic life in the Convention Area, and collecting and analyzing statistical information relating to the fishery resources of the area. Although NAFO has successfully increased its workload without a corresponding budget increase through substantial efficiencies in its administrative operations, the recent strength of the Canadian dollar has nonetheless resulted in increased U.S. contributions. Key FY 2013 U.S. initiatives will include working to secure a permanent U.S. share of fishing quota, ensuring that management measures for NAFO stocks are consistent with scientific advice on sustainable levels, and expanding NAFO management of threatened shark stocks. The United States will also continue to work within NAFO to strengthen efforts to protect vulnerable marine ecosystems and end destructive fishing practices.

### **Western and Central Pacific Fisheries Commission (WCPFC)**

WCPFC's objective is to ensure, through effective management, the long term conservation and sustainable use of highly migratory fish stocks such as tunas in the western and central Pacific Ocean. The WCPFC provides a forum for fishing nations to establish catch limits, gear restrictions, area closures, and compliance and enforcement mechanisms; combat illegal fishing; minimize impacts on threatened species such as sea turtles, seabirds, and sharks; and oversee a program of scientific research. Commercial fisheries under WCPFC purview are worth nearly \$4 billion annually. Most of the fish are harvested within the national waters of small island developing nations in the Pacific who depend on these fisheries for food security, revenue, and economic development. Revenue from U.S. fisheries for Pacific tunas alone is estimated at more than \$360 million each year, based on current fish prices. In order to meet its objectives, the WCPFC requires additional resources to undertake further scientific assessments of bigeye tuna and key shark populations and critical research to reduce the catch of juvenile tunas around fish aggregating devices. Additionally, U.S. catches in the Western Pacific have increased in recent years. Because the agreed budget formula includes a component tied to a country's average catch levels over the past three years, the recent increase of U.S. catches has resulted in larger indicative assessed dues for the United States in FY 2012 and FY 2013.

### ***Justification of Request***

The FY 2013 request of \$32.8 million is a decrease of \$3.5 million from the FY 2012 estimate level. The FY 2013 request covers the United States' anticipated, treaty-mandated assessments and other expenses related to the commissions. Funds are required to maintain good standing, and in some cases voting privileges, in each of the commissions and organizations to advance the interests of the United States and important constituent groups. For many of these commissions, FY 2013 funding levels reflect increases due to anticipated exchange rates. The commercial and recreational fisheries managed by these organizations generate income from \$12 to \$15 billion annually in the United States.

## INTERNATIONAL FISHERIES COMMISSIONS

### *Funds by Program Activity*

(\$ in thousands)

	FY 2011 Actual	FY 2012 Estimate	FY 2013 Request	Increase / Decrease
Inter-American Tropical Tuna Commission (IATTC)	1,897	1,898	1,900	2
Great Lakes Fishery Commission (GLFC)	24,325	23,709	20,000	(3,709)
International Pacific Halibut Commission (IPHC)	3,250	4,500	4,600	100
Pacific Salmon Commission (PSC)	3,250	3,250	3,200	(50)
Pacific Salmon Special Assessment	15,000	0	0	0
Other Marine Conservation Organizations	2,677	2,943	3,100	157
Arctic Council	0	0	58	58
Antarctic Treaty Secretariat (ATS)	60	61	70	9
Commission for the Conservation of Atlantic Marine Living Resources (CCAMLR)	135	117	150	33
Expenses of the U.S. Commissioners	137	167	160	(7)
Int'l Commission for the Conservation of Atlanta Tunas (ICCAT)	315	325	330	5
Int'l Council for the Exploration of the Sea (ICES)	235	235	260	25
International Sea Turtle Conservation Programs	170	173	175	2
International Shark Conservation Program	0	100	100	0
International Whaling Commission (IWC)	170	190	180	(10)
North Atlantic Salmon Conservation Org. (NASCO)	46	55	67	12
North Pacific Anadromous Fish Commission (NPAFC)	188	187	190	3
North Pacific Marine Science Organization (PICES)	114	118	130	12
Northwest Atlantic Fisheries Organization (NAFO)	260	298	280	(18)
Western & Central Pacific Fisheries Commission (WCPFC)	847	917	950	33
<b>Total</b>	<b>50,399</b>	<b>36,300</b>	<b>32,800</b>	<b>(3,500)</b>

### *Funds by Object Class*

(\$ in thousands)

	FY 2011 Actual	FY 2012 Estimate	FY 2013 Request	Increase / Decrease
2100 Travel & Trans of Persons	137	167	160	(7)
4100 Grants, Subsidies & Contributions	50,262	36,133	32,640	(3,493)
<b>Total</b>	<b>50,399</b>	<b>36,300</b>	<b>32,800</b>	<b>(3,500)</b>

## **RELATED PROGRAMS**

## RELATED PROGRAMS

### *Resource Summary*

(\$ in thousands)

	<b>FY 2011 Actual</b>	<b>FY 2012 Estimate</b>	<b>FY 2013 Request</b>	<b>Increase / Decrease</b>
The Asia Foundation	17,864	17,000	15,400	(1,600)
Center for Middle Eastern-Western Dialogue	1,304	840	798	(42)
Eisenhower Exchange Fellowship Program	304	500	449	(51)
Israeli Arab Scholarship Program	418	375	374	(1)
East-West Center	20,958	16,700	10,800	(5,900)
National Endowment for Democracy	117,764	117,764	104,000	(13,764)

**Proposed Appropriation Language**

THE ASIA FOUNDATION

For a grant to The Asia Foundation, as authorized by The Asia Foundation Act (22 U.S.C. 4402), [~~\$17,000,000~~]*\$15,400,000*, to remain available until expended, as authorized.



# THE ASIA FOUNDATION

## *Resource Summary*

(\$ in thousands)

<b>Appropriations</b>	<b>FY 2011 Actual</b>	<b>FY 2012 Estimate</b>	<b>FY 2013 Request</b>	<b>Increase / Decrease</b>
Funds	17,864	17,000	15,400	(1,600)

### *Program Description*

The Asia Foundation (TAF) is a private, non-governmental organization (NGO) that advances U.S. interests in the Asia-Pacific region. For 57 years, working through its network of 17 offices in Asia, TAF has been a well recognized American organization, with programs grounded in Asia. TAF helps solve local and regional problems in cooperation with and in support of Asian partners. TAF has local credibility, a nuanced understanding of the issues facing each country, and extensive access to and relationships with host governments, local nongovernmental groups and the private sector. TAF operates throughout Asia, including key countries, such as Afghanistan, Pakistan, Indonesia, and China. TAF's longstanding field offices and country representatives are a unique and proven resource for the U.S. government, Congress, and the private sector. Authorized by the Asia Foundation Act of 1983, appropriated funds are the Foundation's single most important funding source, enabling it to maintain its strategic network throughout the region.

TAF's program priorities are closely aligned with U.S. foreign policy priorities and goals in Asia. Within the strategic goals and priorities of the Department of State, TAF focuses at the country and regional level to build democratic institutions and improve governance, the rule of law, and a strong and vibrant civil society; supports policies and institutions required for open markets, trade and environmental protection; increases opportunities for women's participation, empowerment and protection of basic rights; and encourages stability and cooperative relations among nations in the Asia-Pacific region through dialogue and leadership development. The Foundation's approach has always encouraged local ownership and capacity building to ensure sustainability. While keeping its operating costs low, TAF programs and exchanges have proven effective because TAF forms true partnerships with Asian public and private sector organizations to reform policies, and builds political will to improve governance and create more open societies. Programs provide training, technical assistance, exposure to new innovations and technology, and expand important public-private linkages. TAF carefully monitors programs to ensure their impact and effectiveness through working closely with partners, providing financial training for accountability and setting indicators and benchmarks through specific project frameworks that are monitored by TAF field office staff. TAF also uses empirical research to develop baselines for programs.

#### **Democratic Institutions, the Rule of Law, and Civil Society**

TAF's programs strengthen democratic institutions, governance and parliamentary processes, foster government accountability and improved performance, promote the rule of law, free and fair elections, and a vibrant, tolerant civil society, which includes Muslim organizations. TAF programs facilitate citizen participation, develop strategies for conflict management and protect human rights.

#### **Open Markets, Trade and Environment**

TAF supports reforms that create more competitive markets through advancing rule of law, intellectual copy rights protection, and breaking down regulatory barriers in China, Indonesia, Bangladesh and Vietnam, foster entrepreneurship, enhance the use of domestic capital, and attract vital foreign investment to Asian countries to bolster economic growth and create jobs. TAF's programs help remove barriers to

## THE ASIA FOUNDATION

growth by using economic governance indices to assess the business climate using firm level surveys in Vietnam, Cambodia, Malaysia, Indonesia, and Bangladesh, and working with small business associations and governments to advance policy reform. TAF promotes economic and governance reform for environmental conservation and protection, including water rights.

### **Women's Empowerment**

TAF's programs support opportunities for women's participation in political processes, economic empowerment, and protection of women's rights, including countering trafficking, and combating gender based violence. TAF also supports increased educational opportunities, including vocational training and expanded understanding of women's roles and rights under an Islamic framework in South Asia.

### **Regional Cooperation among Nations in the Asia-Pacific Region**

TAF contributes to regional stability through training and educational opportunities that develop a more skilled and well-informed diplomatic corps, regional programs and informal U.S.-Asian dialogue on issues such as democratization, human rights, civil society, climate change and regional economic policy. TAF is the only American NGO to convene dialogues for emerging donors in Asia, including India, China, Thailand, Korea, and Malaysia. This effort helps establish transparent and coordinated donor practices and programs, an effort backed by the United States.

In addition, TAF will continue its support for Books for Asia, its best known and highly regarded English language book donation program. Books for Asia has provided over 950,000 volumes each year, over 45 million since 1954, to academic institutions, government agencies, and nongovernmental organizations. TAF also contributes to American Corners locations throughout Asia in cooperation with U.S. Embassy initiatives.

Apart from the appropriated funds, other TAF sources of revenue are tied to specific projects. The summary table below on sources of revenue reflect TAF project funding in FY 2011 actual and FY 2012 estimate as requested in the Joint Explanatory Statement (House Report 112-331) accompanying the Department of State, Foreign Operations, and Related Programs Appropriations Act, 2012 (Title I,P.L. 112-74).

### *Sources of Revenue*

(\$ in thousands)

Funding Source	FY 2011 Actual	FY 2012 Estimate
Appropriated Funds	17,864	17,000
USAID non-Afghanistan	25,411	39,632
USAID Afghanistan	14,136	30,431
Other US Government (DOL, DOS)	6,324	5,401
Multilateral	3,783	3,181
Other Bilateral Government	36,012	36,149
Private Individuals and Corporations	6,218	6,731
In-Kind Contributions (Books for Asia)	41,367	30,920
<b>Total</b>	<b>151,115</b>	<b>169,445</b>

# THE ASIA FOUNDATION

## *Justification of Request*

The FY 2013 Budget Request: \$15.4 million is \$2.5 million below its FY 2011 actual level and reflects a \$1.6 million decrease from TAF's FY 2012 Enacted level. Although field operation and security costs are increasingly expensive, TAF has managed to maintain its field office network and a low program to operating cost ratio. TAF also works hard to leverage funds from other sources, raising four dollars for every appropriated dollar it receives from other bilateral and multilateral sources and private sector for programs that advance U.S. interests in Asia. TAF's low operating costs are reflected by TAF's Negotiated Indirect Cost Rate Agreement (NICRA). The NICRA covers certain operational costs for organizations that receive Federal Government assistance. At 13.98 percent of direct costs, the NICRA rate for TAF is considered low among international non-governmental organizations. In a recent survey of the NICRAs of 29 international NGOs, TAF ranked the fifth best for its low indirect cost rate.

With the \$15.4 million request in FY 2013, TAF will sustain its programs with Asian government and non-government organizations to improve governance, expand the rule of law and civil society, increase economic opportunity and reform, improve environmental governance, build opportunities for women's participation and empowerment, and facilitate peaceful regional relations.

TAF activities will include building the capacity of government leaders at the central and local level in Afghanistan, Nepal, Indonesia and China to improve governance, transparency, and accountability through improved financial management, service delivery, public participation and training. TAF will support programs to increase political and economic opportunities for women throughout Asia, particularly in Afghanistan, Indonesia, Vietnam, and China, and will increase programs to counter trafficking and gender based violence in Cambodia, Laos, Mongolia, Thailand, and Pakistan. TAF will seek to bolster its conflict management programs. They have successfully brought together government and civil society in mediation, traditional tribal dispute resolution, and peace processes in trouble spots such as Afghanistan, Pakistan, Mindanao in the Philippines, Timor Leste, Nepal, Sri Lanka, and southern Thailand. TAF will initiate environmental governance programs in the Lower Mekong region, India and Mongolia and support local government training in Nepal, Pakistan and Sri Lanka, and counter-corruption in Vietnam, Mongolia, and Nepal. TAF will also expand its well recognized public opinion surveys in Afghanistan, Thailand, and Sri Lanka, and the economic governance indices in Indonesia, Cambodia, Bangladesh, and Sri Lanka. TAF will continue its series of emerging donor dialogues, to engage Korea, India, China, Malaysia, and Thailand on issues of strategic planning, development, and accountability to help these countries develop their own aid programs. TAF will continue Books for Asia to increase educational opportunity for thousands of Asia's youth, bolster technical capacity, and build libraries across Asia.

## *Funds by Program Activity*

(\$ in thousands)

<b>Activities</b>	<b>FY 2011 Actual</b>	<b>FY 2012 Estimate</b>	<b>FY 2013 Request</b>	<b>Increase / Decrease</b>
Asia Foundation Operation	17,864	17,000	15,400	(1,600)
<b>Total</b>	<b>17,864</b>	<b>17,000</b>	<b>15,400</b>	<b>(1,600)</b>

# THE ASIA FOUNDATION

## *Funds by Object Class*

(\$ in thousands)

	<b>FY 2011 Actual</b>	<b>FY 2012 Estimate</b>	<b>FY 2013 Request</b>	<b>Increase / Decrease</b>
4100 Grants, Subsidies & Contributions	17,864	17,000	15,400	(1,600)
<b>Total</b>	<b>17,864</b>	<b>17,000</b>	<b>15,400</b>	<b>(1,600)</b>

*This page intentionally left blank*

## **Proposed Appropriation Language**

### **CENTER FOR MIDDLE EASTERN-WESTERN DIALOGUE TRUST FUND**

For necessary expenses of the Center for Middle Eastern-Western Dialogue Trust Fund, as authorized by section 633 of the Departments of Commerce, Justice, and State, the Judiciary, and Related Agencies Appropriations Act, 2004 (22 U.S.C. 2078), the total amount of the interest and earnings accruing to such Fund on or before September 30, [2012]2013, to remain available until expended.

# CENTER FOR MIDDLE EASTERN-WESTERN DIALOGUE

## *Resource Summary*

(\$ in thousands)

<b>Appropriations</b>	<b>FY 2011 Actual</b>	<b>FY 2012 Estimate</b>	<b>FY 2013 Request</b>	<b>Increase / Decrease</b>
Funds	1,304	840	798	(42)

### *Program Description*

The FY 2004 Consolidated Appropriations Act (P.L. 108-199) created the Center for Middle Eastern-Western Dialogue Trust Fund to support the operations of the Center.

The Center's mission is to promote dialogue between the United States and the nations of the Middle East, Turkey, North Africa, and Central, Southwest, and Southeast Asia, as well as other countries with predominantly Muslim populations in order to open channels of communication, deepen cross-cultural understanding, expand people-to-people contacts, generate new thinking on important international issues, and identify solutions.

The Center has fully established itself as an independent nonprofit and is convening meetings for U.S. and regional experts about key issues of Middle Eastern-Western concern. Conference topics have focused on universities and higher education through special colloquiums; two-part "Next Generation" dialogues bringing together emerging political, cultural, business and community leaders under the age of 40 from the United States and other countries; and regional topics including the Caspian Sea and its neighbors, unity and diversity in Iraq, and the future of Afghanistan. The Center will actively serve as a bridge between Iranian and U.S. scholars and experts by including Iranian citizens in its conferences when possible. The Center's Board of Directors continues to work to identify potential partners in the U.S. and in the broader Middle East and North Africa region, and make recommendations for program activities and institutional management of the Center. Conferences have led to follow-on initiatives and other outcomes and results, including generating ideas and recommendations for policy debates; informing participants' research, writing, and public appearances; and building new relationships, networks, and collaboration between participants.

The Center has conducted program activities in Istanbul while seeking to establish a permanent office there. As of FY 2011, the Center is an officially recognized foreign organization operating in Turkey and plans include establishment of a permanent office in FY 2013.

### *Justification of Request*

The FY 2013 request seeks appropriation authority to spend \$798,000 in estimated earnings of the Center for Middle Eastern-Western Dialogue Trust Fund. These funds will be used for operations of the Center.

# CENTER FOR MIDDLE EASTERN-WESTERN DIALOGUE

## *Funds by Object Class*

(\$ in thousands)

	<b>FY 2011 Actual</b>	<b>FY 2012 Estimate</b>	<b>FY 2013 Request</b>	<b>Increase / Decrease</b>
4100 Grants, Subsidies & Contributions	1,304	840	798	(42)
<b>Total</b>	<b>1,304</b>	<b>840</b>	<b>798</b>	<b>(42)</b>



*This page intentionally left blank*

## Proposed Appropriation Language

### EISENHOWER EXCHANGE FELLOWSHIP PROGRAM

For necessary expenses of Eisenhower Exchange Fellowships, Incorporated, as authorized by sections 4 and 5 of the Eisenhower Exchange Fellowship Act of 1990 (20 U.S.C. 5204–5205), all interest and earnings accruing to the Eisenhower Exchange Fellowship Program Trust Fund on or before September 30, [2012]2013, to remain available until expended: *Provided*, That none of the funds appropriated herein shall be used to pay any salary or other compensation, or to enter into any contract providing for the payment thereof, in excess of the rate authorized by 5 U.S.C. 5376; or for purposes which are not in accordance with OMB Circulars A110 (Uniform Administrative Requirements) and A-122 (Cost Principles for Nonprofit Organizations), including the restrictions on compensation for personal services.

# EISENHOWER EXCHANGE FELLOWSHIP PROGRAM

## *Resource Summary*

(\$ in thousands)

<b>Appropriations</b>	<b>FY 2011 Actual</b>	<b>FY 2012 Estimate</b>	<b>FY 2013 Request</b>	<b>Increase / Decrease</b>
Funds	304	500	449	(51)

### *Program Description*

The Eisenhower Exchange Fellowship Program (EEF) was created in 1953 to honor President Eisenhower. The Eisenhower Exchange Fellowship Act of 1990 (P.L. 101-454) authorized a permanent endowment for the program and established a trust fund for this purpose.

The 1992 Department of State and Related Agencies Appropriations Act provided \$5 million to establish a permanent endowment for the Program and authorized the interest and earnings to Eisenhower Exchanges Fellowships, Inc. The FY 1995 Department of State and Related Agencies Appropriations Act made an additional payment of \$2.5 million to the endowment.

The program brings outstanding professionals who are rising leaders in their countries to the United States and sends American counterparts abroad with a custom-designed program for each participant. EEF consists of these major components:

- Multi-Nation Program – Provides two-month U.S. fellowships for an Eisenhower Fellow from each of 24 to 27 countries;
- Single Region or Common Interest Program – Provides two-month U.S. fellowships for 20 to 25 Fellows representing a range of professions from a single geographic region or professional area;
- USA Program – Sends 10 to 15 Americans abroad, for one to two months, to countries where their fields can be enriched by persons, organizations, and institutions encountered; and
- Eisenhower Fellowships Network – Links alumni Fellows worldwide, enabling Fellows to collaborate on projects, extend and strengthen relationships, and develop international links. Approximately 1,700 men and women from over 100 countries have joined the ranks of Eisenhower Fellows since 1953, a significant percentage of who remain actively engaged in the Eisenhower Fellowships Network.

Eisenhower Exchange Fellowship identifies, empowers and links emerging leaders from around the world, helping them to achieve consequential outcomes across sectors and borders. EEF provides a transformational experience leading to lifetime engagement in a global network, where dialogue and collaboration make the world more prosperous, just and peaceful.

### *Justification of Request*

The FY 2013 request seeks appropriation authority to spend \$449,000 in estimated interest earnings of the Eisenhower Exchange Fellowship Program Trust Fund. In FY 2013, funding will be applied to:

- Providing learning and networking opportunities for mid-career international and U.S. leaders in preparation for increasingly senior positions in government, business, and NGOs;

## EISENHOWER EXCHANGE FELLOWSHIP PROGRAM

- Exposing these emerging leaders to best practices in building democratic institutions and free markets; and
- Advancing peace through the increased international dialogue, understanding, and collaboration that result from the fellowships and from an active global alumni leadership network.

### *Funds by Object Class*

(\$ in thousands)

	<b>FY 2011 Actual</b>	<b>FY 2012 Estimate</b>	<b>FY 2013 Request</b>	<b>Increase / Decrease</b>
4100 Grants, Subsidies & Contributions	304	500	449	(51)
<b>Total</b>	<b>304</b>	<b>500</b>	<b>449</b>	<b>(51)</b>

*This page intentionally left blank*

## **Proposed Appropriation Language**

### **ISRAELI ARAB SCHOLARSHIP PROGRAM**

For necessary expenses of the Israeli Arab Scholarship Program, as authorized by section 214 of the Foreign Relations Authorization Act, Fiscal Years 1992 and 1993 (22 U.S.C. 2452), all interest and earnings accruing to the Israeli Arab Scholarship Fund on or before September 30, [2012]2013, to remain available until expended.

# ISRAELI ARAB SCHOLARSHIP PROGRAM

## *Resource Summary Detail*

(\$ in thousands)

Appropriations	FY 2011 Actual	FY 2012 Estimate	FY 2013 Request	Increase / Decrease
Funds	418	375	374	(1)

### *Program Description*

The Israeli Arab Scholarship Program (IASP) funds scholarships for Israeli Arabs to attend institutions of higher education in the United States. This program was authorized by Section 214 of the Foreign Relations Authorization Act, Fiscal Years 1992 and 1993 (P.L. 102-138). A permanent endowment of \$4,978,500 was established in 1992 with funds made available under Section 556(b) of the Foreign Operations, Export Financing, and Related Programs Appropriations Act of 1990 (as amended by Section 551 of the Foreign Operations, Export Financing, and Related Programs Appropriation Act, 1991).

IASP funds are invested only in interest-bearing obligations of the United States or in obligations guaranteed by the United States as to both principal and interest. The interest from such investments is credited to the Fund and made available subject to annual appropriation to carry out the scholarship program.

### *Justification of Request*

The FY 2013 Budget seeks authority to spend \$374,000 in estimated interest earnings of the IASP. In FY 2013, funding will be applied to increasing educational opportunities for Israeli Arab students to study and conduct research in the United States and to advance peace through international understanding.

### *Funds by Object Class*

(\$ in thousands)

	FY 2011 Actual	FY 2012 Estimate	FY 2013 Request	Increase / Decrease
4100 Grants, Subsidies & Contributions	418	375	374	(1)
<b>Total</b>	<b>418</b>	<b>375</b>	<b>374</b>	<b>(1)</b>

## **EAST-WEST CENTER**

### **Proposed Appropriation Language**

#### EAST-WEST CENTER

To enable the Secretary of State to provide for carrying out the provisions of the Center for Cultural and Technical Interchange Between East and West Act of 1960, by grant to the Center for Cultural and Technical Interchange Between East and West in the State of Hawaii, [~~\$16,700,000~~]*\$10,800,000*:  
*Provided*, That none of the funds appropriated herein shall be used to pay any salary, or enter into any contract providing for the payment thereof, in excess of the rate authorized by 5 U.S.C. 5376.



# EAST-WEST CENTER

## *Resource Summary*

(\$ in thousands)

<b>Appropriations</b>	<b>FY 2011 Actual</b>	<b>FY 2012 Estimate</b>	<b>FY 2013 Request</b>	<b>Increase / Decrease</b>
Funds	20,958	16,700	10,800	(5,900)

### *Program Description*

Recognizing the systemic importance of Asia (including East, South and Southeast Asia) and the Pacific to the United States, the Congress established the East-West Center (EWC) in 1960 to strengthen U.S. – Asia Pacific relationships through “cooperative study, training and research.” The Center is intended to advance two vital U.S. national interests: (1) enhancing U.S. “soft power” by improving Asia and Pacific understanding and appreciation of American values and society; and (2) augmenting U.S. capacity to deal with and lead the rapidly growing Asia Pacific region. As a public diplomacy institution, the EWC works in partnership each year with more than 700 organizations throughout the United States and in the region, stretching and leveraging the value of the Federal contribution.

The Administration has recently outlined a program of increased engagement with the Asia Pacific region, and the EWC has a major role to play as a well-known and respected institution that promotes such engagement.

#### **EWC Leadership**

More than 60,000 individuals have participated in the EWC activities over 52 years and they can be found in many sectors and at all levels throughout the region. The EWC focuses on individuals who influence other’s views, especially journalists, political leaders, intellectual leaders, and teachers, who may each influence thousands. At the highest political levels, the current Prime Ministers of India and Malaysia were EWC program participants early in their careers, as were most of the leaders of the Pacific Island nations, and numerous Cabinet members and parliamentarians. Many EWC participants are found in career public and military service, and among university and NGO leaders.

In recent years, the EWC has played a leadership role in promoting U.S. engagement in multilateral institutions through its involvement in the Pacific Economic Cooperation Council. It has also worked with the APEC Business Advisory Council and has a number of projects that support ASEAN cooperation. The Brunei-U.S. Partnership for ASEAN English Language Education that was recently announced in the Joint Statement of the Third ASEAN-US Leaders’ Meeting held in Bali will be managed by the EWC.

The EWC maintains programs for Research, Education, Exchange and Dialogue, and the Pacific Islands.

#### **Education Program**

At the present time, the Education Program offers educational opportunities for future leaders in the Asia Pacific region and the U.S. in an era of increased social, economic, and technological interdependence. Graduate degree scholarships and certificate programs prepare students and professionals to address the challenges and complexities of the world’s most dynamic region. Undergraduate degree scholarships build and strengthen the base of future leaders in East Timor and the South Pacific. In FY 2011, 590 students from multiple countries across the Asia Pacific region and the United States, as well as Canada, Latin America, Central Asia, Europe, Africa, and the Middle East, took part in EWC education programs.

## **EAST-WEST CENTER**

Student programs have clear public diplomacy content and are group-oriented in contrast to individual scholarship programs.

Through its Asian Studies Development Program, the EWC provides professional development opportunities for educators from smaller colleges and community and junior colleges around the U.S. The program helps develop the infrastructure of Asian studies beyond a few elite institutions and helps make the next generation of Americans more aware of Asia and more competitive in a global economy. Another EWC program links U.S. K-12 schools, teachers, and principals with foreign counterparts, serving both to increase U.S. awareness of Asia and the Pacific among youth as well as enhancing the image of the U.S. abroad, with an emphasis on important areas for U.S. foreign policy including Asian Muslim communities and Okinawa.

### **Seminar Programs**

Seminar programs provide short-term educational experiences for policymakers, professionals, and scholars from Asia, the Pacific, and the United States to seek greater understanding of the issues and challenges facing the region. By leveraging U.S. appropriated funding, the EWC has expanded its journalist programs substantially, including recent additions of a program involving U.S. journalists and journalists from Asian Muslim nations, a North Pacific program (journalists from U.S., Japan, China, and Korea), and a biannual Asia Pacific Journalist Conference of more than 200 professional journalists.

Through intense, well-crafted programs, Asians, Pacific Islanders, and Americans study issues together, thereby learning from each other and developing relationships that continue to benefit understanding on both sides for many years. A large network of partner organizations and EWC alumni have extraordinary access to government and non-government contacts, enabling the program to arrange study tours in which participants meet with the key decision makers on an exceptional range of current issues. The EWC's reputation as an independent organization is also very important to many participants – especially journalists – many of whom make clear that their employers would not permit them to participate in programs directly sponsored by the U.S. Government.

### **Research Program**

The EWC Research Program provides analysis of key regional issues of mutual concern to the Asia Pacific region and the U.S. with a focus on analysis that will be useful in informing policy decisions as well as engage in capacity-building and training. The small research staff provides regional expertise in support of all the EWC's programs and activities. Collaborative research promotes better relations among the nations of the region and the U.S. and contributes to both capacity and institution-building. The main areas of focus are governance and security, human rights and justice, economics, environmental protection, education policy and demography and health. In the area of justice, for example, the EWC has provided judicial training for the hybrid tribunal in Cambodia and human rights judges in Indonesia, including Papua, established an annual human rights institute in Southeast Asia, and evaluated the Timor Leste criminal court. The EWC's modeling of the spread of HIV-AIDS has helped a number of governments in the region make effective intervention that has helped reduce infection rates. The Research Program effectively leverages appropriated funds with grant seeking and cost-sharing efforts aimed at expanding resources for performing the public mission through contributions from private foundations, competitive U.S. government sources, foreign governments and institutions, regional organizations, and the private sector.

### **Pacific Islands Development Program**

Although very small, the Pacific Islands Development Program (PIDP) is an enduring partnership between the EWC and twenty-two island governments. It is the only program of its kind based in the United States, bringing together heads of government from an area that spans one-third of the globe. Over the past thirty years, meetings of the Pacific Islands Conference of Leaders (PICL) have included

## **EAST-WEST CENTER**

not only the prime ministers and presidents of the independent island nation states, but also American governors from Hawaii, Guam, the Commonwealth of the Northern Mariana Islands, and American Samoa. Two PICL meetings (1990 and 2003) have included participation by the President of the United States. At the November 2011 APEC meeting in Honolulu, Pacific Island leaders had the opportunity to meet with the President and Secretary of State. PIDP policy research contributes to the substance of these meetings on themes that range from promoting trade and investment with the United States to enhancing collective security and provides a news service on island issues. The EWC is widely recognized within the Pacific island region as the leading U.S. academic institution with island interests.

### **External Affairs and EWC in Washington**

The External Affairs Office is broadly responsible for the EWC's outreach effort. The EWC has a vigorous national and regional outreach program to support its effort to become one of the leading catalysts for Asia Pacific community building. Activities include organizing public programs on freedom of the press and the importance of responsible media in the development of democracies; government, legislative, and diplomatic relations; official visitor programming and briefings; arts programming; and an alumni office. Many alumni remain committed to the EWC's mission and are now in leadership positions in government, business, and education. The international alumni conferences occur every two years, with more than 500 alumni coming to each of the past two meetings in Vietnam (2006) and Indonesia (2008) and 800 alumni for the Honolulu (2010) event.

The EWC in Washington is a three-person office that facilitates Washington-area programming of the EWC, particularly short-term exchange programs that include Washington visits. Its "Asia Matters to America: America Matters to Asia" project has provided easily accessed information on the extent and qualities of U.S. relationships with the region and important countries and groups including ASEAN, Australia, India, Japan, and Korea. This material has provided very useful information for U.S. and foreign parliamentarians.

### **Program Direction, Administration and Overall Mission Support**

Under this heading are grouped the activities and functions of the Board of Governors; the International Advisory Panel, which provides external guidance and evaluation of EWC programs; the Office of the President, which provides the overall planning, coordination, and direction of programs, including fund-raising; and the Office of Administration, which provides personnel, fiscal, budget, computer systems, and facilities management services.

### ***Justification of Request***

The FY 2013 request of \$10.8 million for the EWC is a net decrease of \$10.2 million from the FY 2011 Actual and \$5.9 million below the FY 2012 Estimate. At this funding level, the Center must fundamentally reshape itself. Some projects will be carried out if funding outside of EWC's direct appropriation can be secured. The number of scholarships as well as the award amount will be reduced. Center research activities will be more focused around issues of health, environment, governance and justice, regional relationships and organizations, and trade and their interrelationships. The Pacific Islands Development Program will be folded into the larger Research umbrella. The Education and Seminars Programs and External Affairs will focus on its degree fellow awards and programs that are self-supporting, attract large external funding or are mission-critical, such as the journalism exchanges and alumni engagement. To provide greater efficiencies and prioritize funding for other activities, the EWC in Washington, which currently has a staff of three and has limited areas of focus, will likely be closed. Administration will be downsized and the Center intends to generate increased income by renting space to a broader spectrum of audiences.

## EAST-WEST CENTER

### *Funds by Program Activity*

(\$ in thousands)

	<b>FY 2011 Actual</b>	<b>FY 2012 Estimate</b>	<b>FY 2013 Request</b>	<b>Increase / Decrease</b>
Public Diplomacy	20,958	16,700	10,800	(5,900)
<b>Total</b>	<b>20,958</b>	<b>16,700</b>	<b>10,800</b>	<b>(5,900)</b>

### *Funds by Object Class*

(\$ in thousands)

	<b>FY 2011 Actual</b>	<b>FY 2012 Estimate</b>	<b>FY 2013 Request</b>	<b>Increase / Decrease</b>
4100 Grants, Subsidies & Contributions	20,958	16,700	10,800	(5,900)
<b>Total</b>	<b>20,958</b>	<b>16,700</b>	<b>10,800</b>	<b>(5,900)</b>

*This page intentionally left blank*

## Proposed Appropriation Language

### NATIONAL ENDOWMENT FOR DEMOCRACY

For grants made by the Department of State to the National Endowment for Democracy, as authorized by the National Endowment for Democracy Act, [~~\$117,764,000~~]~~\$104,000,000~~, to remain available until expended: *Provided*, That the President of the National Endowment for Democracy shall submit to the Committees on Appropriations not later than 45 days after the date of enactment of this Act a report on the proposed uses of funds under this heading on a regional and country basis.

# NATIONAL ENDOWMENT FOR DEMOCRACY

## *Resource Summary*

(\$ in thousands)

<b>Appropriations</b>	<b>FY 2011 Actual</b>	<b>FY 2012 Estimate</b>	<b>FY 2013 Request</b>	<b>Increase / Decrease</b>
Funds	117,764	117,764	104,000	(13,764)

### *Program Description*

The National Endowment for Democracy (NED) is a non-profit organization created in 1983 to strengthen democratic institutions around the world. Through its worldwide grants program, NED assists those abroad who are working to build democratic institutions and spread democratic values. NED's four affiliated core institutes – the American Center for International Labor Solidarity (ACILS), the Center for International Private Enterprise (CIPE), the International Republican Institute (IRI), and the National Democratic Institute (NDI) – represent public American institutions that work abroad in sectors that are critical to the development of democracy. In addition, NED support helps develop and fund key initiatives of nongovernmental organizations (NGOs) – consistent with its Statement of Principles and Objectives and subsequent strategic documents approved by its Board of Directors – that foster independent media, human rights, and other essential democratic institutions, values, and processes.

NED does not administer programs directly, but rather provides funding for numerous private groups and organizations. NED has a distinctive grant-making philosophy which distinguishes it in the donor field. NED views its work as a support system for groups that are working to build up their credibility and effectiveness as democratizing forces in their own society, as a means to counter and offer an alternative to anti-democratic elements. A bi-partisan Board of Directors makes funding decisions based on established criteria. Currently, NED functions with 162 full-time and three part-time staff members who are responsible for program development and evaluation, grant management, financial oversight, research, and outreach. NED's authorized staffing level has remained virtually constant over the past several years. From FY 2011 to FY 2012, NED proposed a net increase of one position. From FY 2012 Enacted level to FY 2013 request, NED anticipates no increase in positions.

NED's grants program, which makes approximately 1,200 grants per year in nearly 100 countries, is bolstered by the International Forum for Democratic Studies, a democracy research center that publishes the *Journal of Democracy* and administers the Reagan-Fascell Fellows Program, the World Movement for Democracy, a global hub for democracy networking and solidarity, and the Center for International Media Assistance, which studies and makes recommendations on strengthening media assistance abroad.

#### **NED's Grants Program Areas:**

- Freedom of Information
- Political Processes
- Democratic Ideas and Values
- Human Rights
- Rule of Law
- Civic Education
- Strengthening Political Institutions
- Accountability
- NGO Strengthening
- Freedom of Association
- Conflict Resolution
- Developing Market Economy

NED's program is guided by a strategy document which is revised every three to five years. NED's current strategy document prioritizes five conceptual and operational categories incorporating the enormous regional, cultural, and political diversity of the nearly 100 countries where NED is working:

## NATIONAL ENDOWMENT FOR DEMOCRACY

opening political space in authoritarian countries; aiding democrats and democratic processes in semi-authoritarian countries; helping new democracies succeed; building democracy after conflict; and aiding democracy in the Muslim world.

NED recognizes the critical role that evaluation plays in the strategy and policy formation of democracy assistance efforts and strives to embody the gold standard of evaluation in the area of democracy assistance grant-making. At the project level, NED regularly conducts extensive monitoring and evaluation which ensures that project objectives are being met, NED's grant regulations are being followed, and that NED support is helping to build the organizational capacity of its grantees. NED customizes the monitoring, management, and evaluation of each grant to the grantee organization. NED's program officers travel regularly to observe grantee activities and visit with grantees in their offices. From time to time, they are accompanied by other members of NED's grant-making team who conduct capacity building trainings on various topics such as project design, evaluation, and grants management. Furthermore, NED commissions several independent evaluations each year that examine a sub-set of projects within one country or a theme across countries. Recent evaluations have focused on its Pakistan and Iraq grants programs. The Pakistan evaluation provided additional insight into the challenges faced by NED's grantees due to the challenging and fluid political situation there. The evaluation of NED's Iraq program praised NED efforts to foster the growth of think tanks in Iraq as a vehicle for policy analysis and development, as well as the indigenization of lessons from international experiences. The evaluator recommended that NED promote peer-to-peer networking among its grantees in Iraq. Further strengthening its evaluation practice, NED has commissioned a retrospective review of all of its independent evaluations to seek further insights and lessons learned, an effort to continue into FY 2013. NED utilizes its tailored evaluation tools to assess needs and opportunities, reports on results, and demonstrates the difference that NED's grants are making in the challenging political environments where grantees operate. In addition to profiling the outcome and impact of individual grants, NED is continuously working to organize and disseminate its institutional body of knowledge, notably lessons learned, to the larger democracy assistance community. As the first step of a larger process, NED commissioned a retrospective study of the twenty-two external evaluations that were conducted between FY 1992 and FY 2010. NED will share the results of this evaluation in a workshop with the democracy assistance community in FY 2012.

### *Justification of Request*

The total funding request of \$104 million in FY 2013 is \$13.8 million less than the FY 2012 Enacted level. This will allow NED to maintain many of its strong grant programs in priority regions, such as the Middle East and North Africa. The funding level in FY 2013 will be met by some reductions in the number of grants and grant levels.

From the dramatic era of Africa's second wave of independence in the early 1990's through the difficult struggles of elections, coups, conflict, corruption, gradual opening, and countervailing repression, the steady rise of civil society, the emergence of free political competition, the rapid expansion of independent media and the internet, and the painstaking construction of institutions of governance and accountability have all advanced, sometimes haltingly, but inexorably. Substantial program activity will continue in the Democratic Republic of Congo, Sudan, Zimbabwe, and Nigeria.

### **Asia**

In 2013, the Endowment will again concentrate resources in one or two critical countries in each sub-region of Asia, while reexamining its programming in a handful of countries where democracy is losing ground. In East Asia, the Endowment will continue to focus primarily on grants for China, including Hong Kong, Tibet, Xinjiang/East Turkistan, and North Korea. In Southeast Asia, NED will continue to



## NATIONAL ENDOWMENT FOR DEMOCRACY

maintain a large Burma program but will also increase support for democracy in Thailand, Malaysia, and the Philippines, where democratic institutions have been severely weakened. In South Asia, NED will continue to prioritize programming in Pakistan, where the turmoil that grips the country is not only a regional concern but a global one.

### **Eurasia**

NED will continue to support a broad spread of programs among different sectors in state of Russia & Eurasia on the assumption that they are inherently unstable and that specific opportunities could emerge quite suddenly. As the major power in the region, Russia remains the main priority country. The Endowment will consider expanding programs in Russia to respond and take advantage of possible new openings which have emerged in recent months as the result of elite disaffection with the existing regime and signs of a growing protest movement. In Central Asia, Kyrgyzstan presents the most important opportunity. Since its April 2010 revolution, it has undergone important constitutional reform and held a parliamentary election in accordance with democratic norms. In the Caucasus, the development of new programs in Georgia will be a priority in 2013.

### **Europe**

The objective of the Endowment in most of the countries where it is active in the Europe region is “helping new democracies to succeed.” For Eastern and Southeastern Europe, this goal is best met through these countries’ accession to the European Union and NATO. In 2013, two decades after the collapse of the Soviet Union and fall of communism in Europe, the Endowment will continue to help advance and consolidate the region’s democratic transitions so that they meet the requirements of Euro-Atlantic integration. With countries in the region at different stages of democratic development, the Endowment’s discretionary program will focus on several different approaches to these challenges. In the Europe Region, the 2013 priority countries will include Ukraine, Belarus, Moldova, Bosnia and Herzegovina, Serbia, and Kosovo.

### **Latin America and the Caribbean**

The mood in Latin America and about Latin America has taken a positive turn. While there is evident and measurable political, social, and economic progress in the region, much remains to be done. The relatively positive economic and political indicators do not reveal the significant internal differences that exist within the region. As the only dictatorship and closed society in the Western Hemisphere, Cuba lies at the core of NED’s attention. Haiti follows as the weakest society in terms of its current lack of basic institutions, processes, resources, and actors to engender democracy from within. NED will also focus attention on countries governed by personalistic rulers and political coalitions that are systematically undermining representative democracy from within, as in the cases of Venezuela and Nicaragua.

### **Middle East and North Africa**

Successful uprisings in Tunisia and Egypt have broken decades of political stagnation in the Middle East and North Africa, raised citizens’ expectations, and brought about a new political dynamic. These two examples demonstrated that youth and citizen mobilization can overcome the power of entrenched dictators, and be effective in challenging empty reforms. Inspired by these two citizen uprisings, mass protests have swept through the region focused on ending emergency laws, fighting corruption, and restoring civic rights and dignity. NED is well positioned to provide timely and targeted support to key sectors in the region. NED has been active in the Middle East and North Africa since the mid 1990’s, and already possesses the relationships required for effectively working with political and civic forces in the region. All four core institutes have programs in these countries with substantial direct U.S. Government grants in addition to funding from NED, and the Endowment has a sizeable and dynamic small grants program in the region.

# NATIONAL ENDOWMENT FOR DEMOCRACY

## **Global**

In FY 2013, NED Global program will continue to employ a multi-sectoral approach in its support of projects that connect together democrats from different regions of the world, addressing such key issues as human rights, independent media, democratic governance, worker rights, economic reform, and the strengthening of political institutions and processes. NED-supported projects will seek to build the capacity of local civil society partners as well as facilitate opportunities for networking, peer support, dialogue, and collective action. Other projects will focus on the development of tools and resources that will capture the experience and expertise of NED grantees and partners to enrich the knowledge base from which democracy advocates throughout the world will benefit. NED-supported programs will engage a broad range of groups, including women, youth, trade unions, entrepreneurs, journalists, parliamentarians, and grassroots activists.

## **Democratic Activities**

Democratic Activities includes activities funded directly by NED that are consistent with the Endowment's purposes as set forth in the National Endowment for Democracy Act. These include the International Forum for Democratic Studies (including the Reagan-Fascell Democracy Fellows Program, publication of the *Journal of Democracy*, and development of a library and database of information about democracy movements); the World Movement for Democracy, a global network of democratic activists, practitioners, and scholars for which NED serves as the secretariat; the Center for International Media Assistance, which studies and makes recommendations on strengthening media assistance abroad; the encouragement of cooperation for democracy promotion among the democracies; and periodic briefings that introduce key participants of democracy movements to decision makers and opinion leaders in Washington. Where possible, funds for these activities are raised from non-U.S. Government sources.

## **Administration**

NED's current provisional indirect cost rate, negotiated with the Department of State, is 16.91 percent. It increases from 14 percent in FY 2010 because of the need to increase investment in IT related hardware and software for which depreciation and amortization expenses are allowable indirect costs. The indirect cost rate covers NED expenses associated with, among other things, the Endowment's salaries and fringe benefits, travel, office space costs, communications costs, and other costs to administer its grants program. This includes the costs associated with selecting grantees, negotiating awards, processing payments to grantees, carefully monitoring the grantees' progress, assuring that program objectives are met and grant terms and conditions are observed, evaluating and auditing the programs, resolving any issues that arise, preparing financial reports, and ultimately closing out the awards.

# NATIONAL ENDOWMENT FOR DEMOCRACY

## *Funds by Program Activity*

(\$ in thousands)

	FY 2011 Actual	FY 2012 Estimate	FY 2013 Request	Increase / Decrease
Administration	16,243	17,034	14,130	(2,904)
Africa	18,825	18,695	15,424	(3,271)
Asia	20,473	20,331	17,895	(2,436)
Central & Eastern Europe	9,598	9,532	9,490	(42)
Democratic Activities	4,585	4,464	2,739	(1,725)
Eurasia	6,992	6,944	6,834	(110)
Latin America/Caribbean	14,812	14,710	14,190	(520)
Middle East/North Africa	19,045	18,913	17,169	(1,744)
Multiregional	7,191	7,141	6,129	(1,012)
<b>Total</b>	<b>117,764</b>	<b>117,764</b>	<b>104,000</b>	<b>(13,764)</b>

## *Funds by Object Class*

(\$ in thousands)

	FY 2011 Actual	FY 2012 Estimate	FY 2013 Request	Increase / Decrease
4100 Grants, Subsidies & Contributions	117,764	117,764	104,000	(13,764)
<b>Total</b>	<b>117,764</b>	<b>117,764</b>	<b>104,000</b>	<b>(13,764)</b>

*This page intentionally left blank*

## **OVERSEAS CONTINGENCY OPERATIONS**

## Proposed Appropriation Language

### OVERSEAS CONTINGENCY OPERATIONS

#### ADMINISTRATION OF FOREIGN AFFAIRS

##### DIPLOMATIC AND CONSULAR PROGRAMS (INCLUDING TRANSFER OF FUNDS)

For an additional amount for "Diplomatic and Consular Programs", [~~\$4,389,064,000~~]~~\$4,311,745,000~~, to remain available until September 30, [2013]2014, of which [~~\$236,201,000~~]~~\$721,527,000~~, *to remain available until expended* is for Worldwide Security Protection; [and shall] *and of which up to \$525,000,000, to remain available until expended, may be used for construction and other necessary expenses for carrying out the Foreign Service Buildings Act of 1926, and which shall be in addition to funds otherwise appropriated for such purposes: Provided, That the Secretary of State may transfer up to [~~\$230,000,000~~]~~\$150,000,000~~ of the total funds made available under this heading to any other appropriation of any department or agency of the United States, upon the concurrence of the head of such department or agency, to support operations in and assistance for Afghanistan and to carry out the provisions of the Foreign Assistance Act of 1961: Provided further, That any such transfer shall be treated as a reprogramming of funds under section 7015(a) and (b) of this Act and shall not be available for obligation or expenditure except in compliance with the procedures set forth in that section: Provided further, That such amount is designated by the Congress for Overseas Contingency Operations/Global War on Terrorism pursuant to section 251(b)(2)(A) of the Balanced Budget and Emergency Deficit Control Act of 1985, as amended: Provided further, That such amount shall be available only if the President designates such amount for Overseas Contingency Operations/Global War on Terrorism pursuant to section 251(b)(2)(A).*

##### OFFICE OF INSPECTOR GENERAL

For an additional amount for "Office of Inspector General", [~~\$67,182,000~~]~~\$49,901,000~~, to remain available until September 30, [2013]2014, of which [~~\$19,545,000~~ shall be for the Special Inspector General for Iraq Reconstruction for reconstruction oversight, and ~~\$44,387,000~~]~~\$49,901,000~~ shall be for the Special Inspector General for Afghanistan Reconstruction for reconstruction oversight: *Provided, That such amount is designated by the Congress for Overseas Contingency Operations/Global War on Terrorism pursuant to section 251(b)(2)(A) of the Balanced Budget and Emergency Deficit Control Act of 1985, as amended: Provided further, That such amount shall be available only if the President designates such amount for Overseas Contingency Operations/Global War on Terrorism pursuant to section 251(b)(2)(A).*

# OVERSEAS CONTINGENCY OPERATIONS

## *Resource Summary*

(\$ in thousands)

<b>Appropriations</b>	<b>FY 2011 Actual</b>	<b>FY 2012 Estimate</b>	<b>FY 2013 Request</b>
Administration of Foreign Affairs	0	4,614,646	4,361,646
Diplomatic & Consular Programs	0	4,389,064	4,311,745
Iraq	0	3,229,455	2,257,828
Afghanistan (includes WSP)	0	1,023,862	1,895,306
Pakistan (includes WSP)	0	135,747	158,611
Embassy Security, Construction, and Maintenance	0	33,000	0
Office of Inspector General	0	67,182	49,901
Educational & Cultural Affairs	0	15,600	0
Conflict Stabilization Operations	0	8,500	0
Contributions to International Organizations	0	101,300	0

### *Overview*

In FY 2013, the Department will continue its extraordinary national security efforts in the frontline states of Iraq, Afghanistan, and Pakistan. In Iraq, the Department will be in the second year of a civilian-led effort to support a sovereign, stable, and self-reliant Iraq. In Afghanistan, the Department will be in the early phases of a military-to-civilian transition focused on the disruption, dismantling, and defeating of al-Qaida. In Pakistan, the Department will continue its efforts to disrupt violent groups that destabilize the region while strengthening Pakistan's resolve to combat those elements.

The Department's request for Overseas Contingency Operations (OCO) – temporary and extraordinary funding to meet the significant demands of operating in the frontline states – reflects those resources to support the personnel, programs, and projects that are essential to meeting these national security challenges. The Department's OCO funding provides greater visibility for the resources the Department is committing to these frontline states.

The Department's FY 2013 OCO request is \$4.362 billion, which is \$253.0 million (5.5 percent) below the FY 2012 estimate. While the FY 2013 OCO request supports the preliminary phases of the transition in Afghanistan, increases for Afghanistan transition are offset by substantial reductions in Iraq. The Iraq Diplomatic and Consular Program (D&CP) request is based on strategic policy decisions, such as deferring a presence in Mosul, changing the landlord-tenant relationship in Kirkuk, and constraining the total staffing presence.

## OVERSEAS CONTINGENCY OPERATIONS

### *Highlights of Budget Changes Diplomatic and Consular Programs - OCO*

(\$ in thousands)

	D&CP Ongoing Operations	Worldwide Security Protection	D&CP Total
FY 2012 Estimate	4,152,863	236,201	4,389,064
Base Adjustments	(322,000)	0	(322,000)
Base Adjustment Iraq Operations - Baghdad Master Plan	(322,000)	0	(322,000)
Total, Built-in Changes	(322,000)	0	(322,000)
Total, Current Services	3,830,863	236,201	4,067,064
Program Changes	(240,645)	485,326	244,681
Program Changes	(240,645)	485,326	244,681
Total, FY 2013 Request	3,590,218	721,527	4,311,745

### *Funding Categories*

#### *Diplomatic and Consular Programs - OCO*

(\$ in thousands)

Funding Categories	FY 2011 Actual	FY 2012 Estimate	FY 2013 Request	Increase / Decrease
Total, Diplomatic and Consular Programs	0	4,389,064	4,311,745	(77,319)
Human Resources	0	21,524	21,524	0
American Salaries, Central Account	0	21,524	21,524	0
Public Diplomacy American Salaries (non-add)	0	0	0	0
WSP Current Services - American Salaries (non-add)	0	9,660	9,660	0
Overseas Programs	0	1,833,136	1,803,250	(29,886)
Near Eastern Affairs	0	921,214	482,346	(438,868)
South and Central Asian Affairs	0	896,408	1,286,654	390,246
Public Diplomacy	0	15,514	34,250	18,736
Security Programs	0	2,534,404	2,486,971	(47,433)
Worldwide Security Protection	0	226,541	711,867	485,326
WSP Current Services - Bureau Managed (non-add)	0	0	226,541	226,541
WSP Program Changes (non-add)	0	226,541	485,326	258,785
Diplomatic Security	0	2,307,863	1,775,104	(532,759)



# OVERSEAS CONTINGENCY OPERATIONS

## *Iraq* *Resource Summary*

(\$ in thousands)

<b>Appropriations</b>	<b>FY 2011 Actual</b>	<b>FY 2012 Estimate</b>	<b>FY 2013 Request</b>
Administration of Foreign Affairs	0	3,229,455	2,257,828
State Programs	0	3,229,455	2,257,828
Diplomatic & Consular Programs Ongoing Operations	0	3,229,455	2,257,828

### *Program Description*

The U.S. Mission in Iraq remains committed to building a strategic partnership with the Government of Iraq, advancing U.S. economic and security interests and to realizing the President Obama's goal of an Iraq that is sovereign, stable, democratic and self-reliant. As FY 2013 approaches, Iraq is poised to play a key role in the Middle East, given its potential economic wealth, political influence, and cultural clout. With U.S. assistance, the current Iraqi leadership has already distinguished itself by being the first Iraqi government to change power through elections rather than violence. At the same time, events in the region are testing the United States' relationships with long-standing allies in the Middle East. A secure, stable, and self-reliant Iraq also holds out the promise of a new model of multi-ethnic, multi-sectarian, representative government in the region. Conversely, renewed sectarian conflict or increased interference by malign regional actors seeking to fill a vacuum left by U.S. disengagement would pose a significant threat to U.S. influence in the region.

The U.S. Embassy in Baghdad is the foundation for all U.S. Government programs and efforts. Embassy civilians monitor and engage on national level issues, such as sectarian tensions, economic development, and international investment while working with the Government of Iraq as it builds strong, stable relationships with neighboring states and within the region.

Together with the Chief of Mission (COM) personnel at the Embassy in Baghdad, COM personnel at consulates in Erbil and Basrah, as well as those located in Kirkuk will engage across a wide spectrum of issues, and build long-term relationships with power centers outside the national capital. Consulate General Erbil is a key to facilitating discussions between the federal government in Baghdad and the Kurdish Regional Government, and is instrumental to the preservation of a stable, unified Iraq. Consulate General Basrah serves Iraq's Shi'a heartland, home to 80 percent of Iraq's known oil and gas reserves. With Iraq's hydrocarbons representing about 70 percent of the country's Gross Domestic Product and over 90 percent of Iraqi government revenue, development of these resources provides Iraq with its best long term opportunity to diversify its economy, improve basic services, and invest in its own reconstruction. The United States' consulate in Kirkuk stands at the center of the internal boundary most likely to generate Arab-Kurd conflict that could threaten Iraq's national unity, and provides a diplomatic platform for security cooperation programs.

Amid a climate of regional uncertainty, the U.S. diplomatic presence in Iraq helps to ensure that potentially destabilizing grievances will be addressed, and that neighboring states need not interject themselves. Premature reductions in this engagement might galvanize regional actors to mobilize tribal, ethnic or sectarian counterparts in Iraq to advance their agendas.

## OVERSEAS CONTINGENCY OPERATIONS

### *Performance*

For Iraq to remain sovereign, stable and self-reliant, governance at all levels must be demonstrably effective and accountable to the people. The World Bank's Governance Indicator highlighted below measures political stability, government effectiveness, rule of law, and control of corruption. This indicator uses a scoring scale from -2.5 to 2.5 (higher average values equal greater democratic stability). The U.S. promotes peaceful elections and transitions of power and the resolution of territorial issues through the process of negotiations. Programs in this area encourage the development of transparent and inclusive electoral and political processes and democratic, responsive, and effective political parties. Efforts combine community development, support to civil society, improvements in local government responsiveness and transparency, and the strengthening of the independent judiciary. These are all necessary, but not sufficient, requirements for a sustainable Iraqi democracy.

Strategic Goal 2: Effectively manage transitions in the frontline states							
Active Performance Indicator		Stable, Effective, and Accountable Governance in Iraq					
Prior Year Results and Ratings				FY 2011		Planned Targets	
FY 2007	FY 2008	FY 2009	FY 2010	Target	Result and Rating	FY 2012	FY 2013
-2.81; -1.67; -2.04; -1.45	-2.69; -1.41; -1.87; -1.48  New Indicator, No Rating	-2.33; -1.26; -1.83; -1.38  ▼ Below Target	-2.27; -1.23; -1.62; -1.32  ▼ Below Target	-2.39; -0.86; -1.57; -1.41	Available late CY 2012.  Data Not Yet Available, No Rating	-2.30; -0.83; -1.50; -1.38	-2.27; -0.80; -1.47; -1.35
Impact		Final rating and results not available to determine impact. U.S. assistance in these areas has resulted in improvements to these scores, with two exceeding the FY 2011 targets.					
Methodology		Extensive information on the methodology of the World Bank Governance Indicators may be found on their web site ( <a href="http://info.worldbank.org/governance/wgi/sc_chart.asp">http://info.worldbank.org/governance/wgi/sc_chart.asp</a> ).					
Data Source and Quality		The World Bank compiles and publishes annual indicators in its World Bank Governance Indicators. Each indicator is based on multiple sources and surveys, which are weighted on accuracy and level of completeness. The indicators are based on calendar year and published in September of the following year. The World Bank provides detailed backgrounds notes online describing the data collection and statistical analysis methods. These methods have been thoroughly researched and professionally analyzed.					

### *Justification of Request*

The Diplomatic and Consular Programs FY 2013 OCO request is \$2.258 billion, a net decrease of \$971.6 million below the FY 2012 Estimate and covers costs related to the extraordinary nature of the security environment in Iraq. The reductions are primarily driven by reduced estimates for current sustainment and security contract, the non-recurrence of one-time construction costs funded in FY 2012 and a reduction in the footprint of State Department presence that occurred after the 2012 President's Budget was released,

## OVERSEAS CONTINGENCY OPERATIONS

including: the elimination of a diplomatic presence in Diyala, postponement of a presence in Mosul, and the change in the landlord – tenant relationship with OSC-I in Kirkuk.. The request includes \$86.3 million to provide mail service and distribution to the diplomatic posts in country and to cover additional sustainment contracts otherwise supported by DOD in FY 2012. The request also assumes that implementation of International Cooperative Administrative Support Services (ICASS) does not expand the number of agencies billed in FY 2012, and that State Operations OCO funds will cover approximately \$35 million of ICASS costs for other U.S. Government agencies. Major program category totals include:

### **U. S. Mission Operations and Other Support Operations: \$148,563,000**

The FY 2013 request for this category is an increase of \$10.2 million above the FY 2012 estimate and incorporates an increase of \$31.3 million to support pouch and mail services to Iraq as well as a logistics specialist detailed from DOD to provide expertise on logistics management. The increase is offset by \$21.1 million in anticipated reimbursements for ICASS costs being shared with other agencies, and a reduction in costs for the Iraq Strategic Partnership Office. The reduced request still funds general mission operations such as salaries and benefits, travel, training, offshore support units, public diplomacy efforts, and other administrative support services in Baghdad.

### **Logistics Support: \$236,954,000**

The FY 2013 request is a \$341.6 million decrease from the FY 2012 estimate and reflects a reduction of \$332 million in one-time costs for the Baghdad Master Plan and \$74.3 million of reimbursements from other agencies for logistics related costs associated with ICASS at the Embassy. The reduced level includes a net shift from the Interim Consulate Operations category of \$30.6 million to the Logistics Support category for ongoing basic life support efforts such as: medical services, food, fuel, the Logistics Civil Augmentation Program, Operations and Maintenance, and convoy security costs. The request also includes increases of \$34.1 million for mail distribution between Baghdad and the constituent posts, and for the replacement/sustainment of non-military equipment monitored by DOD in FY 2012, which will be covered by the State Department in FY 2013.

### **Security and Overhead Cover: \$1,294,904,000**

The FY 2013 Budget is \$187.2 million below the FY 2012 Estimate. The reduction is primarily driven by current security contract cost estimates and a reduction in overall security requirements.

Of the reduction, \$151.7 million is related to revised static guard and personal security detail requirements and contract estimates under the Baghdad Embassy Security Force contract. The reduced requirements are based on the program decision to eliminate the Vehicle Recovery Team operation, the implementation of ICASS at the embassy and phasing out static guard protection at Forward Operating Base (FOB) Union III, the Al Rasheed Hotel, and FOB Travis.

The remaining decrease of \$35.5 million below the FY 2012 estimate is largely driven by updated support cost estimates and fewer contract security personnel in Baghdad. The remaining funding level maintains the Bureau of Diplomatic Security's (DS) needs related to secure communications, armored vehicles operations and maintenance (both fully armored and mine resistant ambush protected vehicles), various electronic countermeasures capabilities, replacement of non-durable equipment and consumable inventory supporting the Regional Security Office (RSO) operations, mobile video systems, personnel tracking and locating devices, the sense and warn system, the operations and maintenance of a biometric database to assist in the screening / vetting of prospective employees and others to determine access to Chief of Mission (COM) compounds, to continue the ability to vet and perform background investigations for personnel working in Iraq, and continued contract oversight among other capabilities.

## OVERSEAS CONTINGENCY OPERATIONS

### **Information Technology: \$8,366,000**

The request maintains the estimated bandwidth requirements in Baghdad at the same level as the FY 2012 estimated requirement.

### **Interim Consulate Operations: \$569,041,000**

The FY 2013 budget is a \$453.0 million decrease from the FY 2012 estimate primarily due to the reduction of onetime costs, including a reduction in costs that occurred in FY 2012 related to the shift in allocation of site security responsibilities from the Department of State to DOD in Kirkuk, revised cost estimates for contract security, and shifting life support costs to the logistics support category. The reduced level still covers the Department's overall operational support requirements including: salaries and benefits of consulate staff, operations and maintenance, life support, and provincial security requirements and fewer security related needs based on the Department's decision to eliminate Diyala, postpone establishing a presence in Mosul, and the shift of site security responsibility at Kirkuk.

# OVERSEAS CONTINGENCY OPERATIONS

## *Afghanistan* *Resource Summary* (\$ in thousands)

<b>Appropriations</b>	<b>FY 2011 Actual</b>	<b>FY 2012 Estimate</b>	<b>FY 2013 Request</b>
Administration of Foreign Affairs	0	1,023,862	1,895,306
State Programs	0	1,023,862	1,895,306
Diplomatic & Consular Programs Ongoing Operations	0	833,993	1,253,393
Worldwide Security Programs	0	189,869	641,913

### *Program Description*

The goal of the United States in Afghanistan continues to be to disrupt, dismantle, and defeat al-Qaida and its extremist allies. In pursuit of this goal, the Administration is following a strategy with three reinforcing tracks: military, civilian, and diplomatic. The first two set the table for the success of the third, which aims to support an Afghan-led political process to split the weakened Taliban from al-Qaida and reconcile those who will renounce violence and accept the Afghan constitution. Concurrently, the Department seeks to consolidate and accelerate the development of Afghan capacity for security, governance, and economic growth.

To reach this goal, the Department has matched the military surge with a recently completed civilian surge that has more than tripled the number of diplomats, development experts, and other specialists from across the United States government. Civilian experts from nine departments are working with key Afghan ministries, provincial and district leaders, and regular Afghans on areas of strategic importance, including agriculture, rule of law, border issues, women's rights, and communications. Interdependent inter-agency participation is essential to these efforts, and the whole-of-government approach continues to be supported by the OCO request. The request is made through the Diplomatic and Consular Programs account to support these civilian uplift personnel and provide commensurate resources to secure Chief of Mission facilities and personnel. The FY 2013 OCO request includes the resources necessary to begin transitioning from a military- to civilian-led effort in Afghanistan.

### *Justification of Request*

The State Programs FY 2013 OCO request in Afghanistan is \$1.895 billion, an \$871.4 million increase above the FY 2012 Estimate. Increases for transition requirements include infrastructure at two pending co-located platforms in the eastern and southern regions of Afghanistan as well as the two current consulate locations. The budget category figures below represent totals, with increases compared to the FY 2012 estimate addressed within the text.

#### **U.S. Mission Operations: \$443,293,000**

The FY 2013 request for U.S. Mission Operations and other support operations is a \$164 million decrease from the FY 2012 estimate. The request is for salaries, benefits, allowances, travel, training, life support/ICASS support, infrastructure, replacement furnishings/equipment, and information technology/communications costs. Also included is funding for public diplomacy to support the transition process by engaging the Afghan people in a manner that will further advance the United States' objectives in the country. This will expand the capacity of Afghan government and institutions for assuming control of past US funded public diplomacy initiatives. Up to \$150 million of the total FY 2013

## OVERSEAS CONTINGENCY OPERATIONS

OCO request will be available for transfer to other agencies to support the continued deployment of their civilian experts. The funds are not intended to supplement programs that are funded through Afghanistan assistance programs.

### **Aviation: \$304,100,000**

The request is an increase of \$232.8 million over the FY 2012 estimate. The request will enable procurement of 24 aircraft (21 rotary-wing and 3 fixed-wing) and includes funding for increased aviation operations and maintenance requirements.

### **Information Technology: \$50,700,000**

The request, an increase of \$39.4 million over the FY 2012 Estimate, includes funding for extraordinary bandwidth costs, radio program, IT support and new and replacement IT and communications equipment.

### **Facility Improvements and Construction: \$455,300,000**

A \$311.6 million increase over the FY 2012 Estimate is driven mainly by costs associated with interim facilities at the co-located platforms in Kandahar and Jalalabad. In Kandahar, the Department will maximize resources by repurposing an existing U.S. Government compound, reusing existing infrastructure and facilities where possible, to establish a new platform to coordinate diplomatic and development assistance in our area of greatest challenge in Afghanistan. Requested funding for Kandahar in FY 2013 is \$237.5 million above the FY 2012 Estimate. In Jalalabad, there will be a small Chief of Mission contingent that will be supplemented as needed with additional staff from Embassy Kabul on a fly-in/fly-out basis. Requested funding for Jalalabad in FY 2013 is \$46.8 million over the FY 2012 Estimate. The remaining increase of \$23.7 million over the FY 2012 Estimate will fund improvement projects in Kabul and existing consulates.

### **Security: \$641,913,000**

The FY 2013 request for security, a \$452.0 million over the FY 2012 estimated level, will provide the necessary resources for the Bureau of Diplomatic Security (through Worldwide Security Protection) to continue to protect and secure the Embassy, the consulates, and the personnel as they carry out their missions. The request is predicated on the assumption that security conditions throughout Afghanistan do not dramatically change from their current levels, i.e. self-drive in the north and west and escorts required in the south and east.

The increase includes \$170 million to expand and refurbish Camp Sullivan; \$181 million for Countermeasures equipment; \$69.8 million for Kandahar; \$16.1 million for Regional Security; and \$15.1 million for the WPS contract. Included within these items are additional physical and technical security equipment; countermeasure capabilities and Personal Locating Tracking equipment; installation of Command, Control, Communications, and Intelligence equipment in the modular Tactical Operations Center in Kandahar; funding for construction security for the build-out in Kandahar, physical security upgrades, software support, and procuring one Unmanned Aerial Vehicle.

# OVERSEAS CONTINGENCY OPERATIONS

## *Pakistan* *Resource Summary* (\$ in thousands)

<b>Appropriations</b>	<b>FY 2011 Actual</b>	<b>FY 2012 Estimate</b>	<b>FY 2013 Request</b>
Administration of Foreign Affairs	0	135,747	158,611
State Programs	0	135,747	158,611
Diplomatic & Consular Programs Ongoing Operations	0	89,415	78,997
Worldwide Security Programs	0	46,332	79,614

### *Program Description*

The United States is committed to a long-term, broad-based partnership with the government and the people of Pakistan. Therefore, the United States will continue to engage Pakistan with respect to political, economic, and security challenges that threaten Pakistan's stability, and in turn undermine regional stability.

Pakistan lies at the heart of the U.S. counterterrorism strategy, the peace process in Afghanistan, nuclear non-proliferation efforts, and economic integration and development in South and Central Asia. The Department's efforts in Pakistan are extraordinary yet temporary. OCO funding is requested to support a robust diplomatic presence, and support a durable stability in this strategic region. Key priorities include:

- Sustaining a cooperative relationship with the government of Pakistan on the diplomatic, military, and intelligence fronts.
- Ensuring the safety and security of nuclear installations in Pakistan.
- Working with the Pakistan government to facilitate the Afghanistan peace process.
- Promoting and supporting improved relations between India and Pakistan.
- Promoting diplomatic outreach to the people of Pakistan.

### *Justification of Request*

The State Programs FY 2013 OCO request for Pakistan is \$158.6 million, an increase of \$22.9 million over the FY 2012 Estimate. The request supports the current presence of U.S. civilians, provides flexibility in continuing to strengthen the diplomatic platform at the Embassy in Islamabad and the consulates, and secures U.S. Government personnel as they carry out their missions in a kinetic environment.

#### **U.S. Mission Operations: \$73,797,000**

The FY 2013 request for U.S. Mission Operations and other support operations is an \$8.9 million increase from the FY 2012 estimate. The FY 2013 request maintains the current Department diplomatic platform and allows for additional limited staffing growth. The request includes salaries, benefits, allowances, travel, training, life support/ICASS, infrastructure, replacement furnishings/equipment, and information technology/communications costs. This request supports a strong public diplomacy program to build increased people-to-people contacts, convey the United States' policies effectively, and counter extremist views.

## OVERSEAS CONTINGENCY OPERATIONS

### **Information Technology: \$2,000,000**

The request, a decrease of \$0.4 million from the FY 2012 Estimate, includes funding for data off-shoring, IT support, and IT and communications equipment.

### **Facility Improvements and Build-Out: \$3,200,000**

The request is a \$18.9 million decrease over the FY 2012 Estimate, supporting move-in costs for new facilities in Islamabad and Karachi, and for initial start-up costs of a diplomatic presence in Quetta. The decrease is primarily driven by the non-recurrence of costs associated with upgrading interim facilities in Peshawar.

### **Security: \$79,614,000**

The FY 2013 request is a \$33.3 million increase over the FY 2012 Estimate. The request is driven primarily by increased requirements for armored vehicles and other support requirements, such as Field Expedient Armored Vehicle Integrated Communications Systems, physical security upgrades, and training on weapons of mass destruction. The request also includes minimal increases for physical and technical security mobile video systems; personnel tracking locator equipment and contract support personnel.



# OVERSEAS CONTINGENCY OPERATIONS

## *Office of Inspector General Resource Summary*

(\$ in thousands)

Appropriations	FY 2011 Actual	FY 2012 Estimate	FY 2013 Request
Other Admin of Foreign Affairs - Office of Inspector General	0	67,182	49,901
Special Inspector General for Afghanistan Reconstruction	0	44,387	49,901
Special Inspector General for Iraq Reconstruction	0	19,545	0
Office of the Inspector General - MERO	0	3,250	0

### *Program Description*

The National Defense Authorization Act, 2008 (Public Law 110-181) established the Special Inspector General for Afghanistan Reconstruction (SIGAR) to provide for the independent and objective conduct and supervision of audits and investigations, relating to the programs and operations funded with U.S. funds appropriated for the reconstruction of Afghanistan. SIGAR also has the duties, responsibilities, and certain authorities of inspectors general under the Inspector General Act of 1978, as amended. Its mandate requires it to keep the Secretaries of State and Defense, informed about problems and deficiencies relating to reconstruction activities and oversight of the administration of the reconstruction program in Afghanistan. Reconstruction, as defined in SIGAR's enabling legislation, includes any major contract, grant, agreement, or other funding mechanism entered into by any department or agency of the United States government that involves the use of amounts appropriated, or otherwise made available for the reconstruction of Afghanistan with any public or private sector entity to: build or rebuild physical infrastructure in Afghanistan, establish or reestablish political or societal institutions of Afghanistan, or provide products or services to the people of Afghanistan.

SIGAR is headquartered in Arlington, Virginia and has staff in three locations in Afghanistan. These include an office at the U.S Embassy in Kabul and two other offices in Kandahar and Bagram. SIGAR has established four functional Directorates to meet its mission: audits; investigations; management and support; and information management and congressional communications.

### *Justification of Request*

#### **Special Inspector General for Afghanistan Reconstruction (SIGAR): \$49,901,000**

SIGAR's FY 2013 Submission is \$49.9 million, an increase of \$5.5 million compared to the FY 2012 Estimate. This level of funding will enable SIGAR to keep pace with the U.S. programs in Afghanistan. SIGAR requires 200 positions in FY 2013 to effectively audit and investigate reconstruction activities. This is an increase of 20 positions over FY 2012. SIGAR intends to deploy 14 of these positions in Afghanistan. The other 6 positions will be based at SIGAR's headquarters in Arlington, Virginia, with occasional temporary duty travel to Afghanistan.

#### **Special Inspector General for Iraq Reconstruction (SIGIR): \$0**

SIGIR's FY 2013 resource requirements were funded in the FY 2012 appropriation and are reflected in the FY 2012 Estimate. Funds will be used for the three-month closure and transition period in FY 2013 (October through December 2012).

## OVERSEAS CONTINGENCY OPERATIONS

Country / Account		FY 2011 Actual			FY 2012 Estimate			FY 2013 Request		
		<u>Total</u>	<u>OCO</u>	<u>Enduring</u>	<u>Total</u>	<u>OCO</u>	<u>Enduring</u>	<u>Total</u>	<u>OCO</u>	<u>Enduring</u>
<b>Total State Operations</b>		<b>1,603,768</b>	<b>0</b>	<b>1,603,768</b>	<b>3,571,537</b>	<b>3,326,300</b>	<b>245,237</b>	<b>2,732,342</b>	<b>2,257,828</b>	<b>474,514</b>
IRAQ	D&CP Ongoing Operations (incl. PD)	1,523,709	0	1,523,709	3,458,502	3,229,455	229,047	2,664,123	2,257,828	406,295
	CIO (UNAMI)	33,300	0	33,300	44,300	44,300	0	44,300	0	44,300
	ESCM	12,400	0	12,400	33,000	33,000	0	10,800	0	10,800
	ECA	7,453	0	7,453	7,000	0	7,000	7,000	0	7,000
	OIG (includes SIGIR)	26,906	0	26,906	28,735	19,545	9,190	6,119	0	6,119
<b>Total State Operations</b>		<b>768,001</b>	<b>0</b>	<b>768,001</b>	<b>1,235,337</b>	<b>1,132,641</b>	<b>102,696</b>	<b>2,119,790</b>	<b>1,945,207</b>	<b>174,583</b>
AFGHANISTAN	D&CP Ongoing Operations (incl. PD)	430,942	0	430,942	865,926	833,993	31,933	1,287,353	1,253,393	33,960
	WSP	299,140	0	299,140	260,632	189,869	70,763	712,676	641,913	70,763
	CIO (UNAMA)	0	0	0	57,000	57,000	0	57,000	0	57,000
	ECA	6,600	0	6,600	7,392	7,392	0	7,392	0	7,392
	OIG (includes SIGAR)	31,319	0	31,319	44,387	44,387	0	55,369	49,901	5,468
<b>Total State Operations</b>		<b>81,246</b>	<b>0</b>	<b>81,246</b>	<b>173,861</b>	<b>143,955</b>	<b>29,906</b>	<b>197,305</b>	<b>158,611</b>	<b>38,694</b>
PAKISTAN	D&CP Ongoing Operations (incl. PD)	51,681	0	51,681	108,981	89,415	19,566	101,475	78,997	22,478
	WSP	19,165	0	19,165	51,302	46,332	4,970	84,584	79,614	4,970
	ECA	8,000	0	8,000	8,208	8,208	0	8,208	0	8,208
	OIG	2,400	0	2,400	5,370	0	5,370	3,038	0	3,038
<b>Total State Operations</b>		<b>0</b>	<b>0</b>	<b>0</b>	<b>3,250</b>	<b>3,250</b>	<b>0</b>	<b>0</b>	<b>0</b>	<b>0</b>
OIG - MERO	OIG	0	0	0	3,250	3,250	0	0	0	0
<b>FRONT LINE STATES, TOTAL</b>		<b>2,453,015</b>	<b>0</b>	<b>2,453,015</b>	<b>4,983,985</b>	<b>4,606,146</b>	<b>377,839</b>	<b>5,049,437</b>	<b>4,361,646</b>	<b>687,791</b>
<b>Total State Operations</b>		<b>0</b>	<b>0</b>	<b>0</b>	<b>8,500</b>	<b>8,500</b>	<b>0</b>	<b>0</b>	<b>0</b>	<b>0</b>
CSO	CSO	0	0	0	8,500	8,500	0	0	0	0
<b>STATE OPERATIONS, TOTAL</b>		<b>2,453,015</b>	<b>0</b>	<b>2,453,015</b>	<b>4,992,485</b>	<b>4,614,646</b>	<b>377,839</b>	<b>5,049,437</b>	<b>4,361,646</b>	<b>687,791</b>

## **PERFORMANCE OVERVIEW AND ANALYSIS**

*This page intentionally left blank*

# PERFORMANCE OVERVIEW AND ANALYSIS

## *Overview*

In Washington and around the world, the Department of State's and USAID's diplomacy and development efforts continue to make significant strides toward a more secure, democratic and prosperous world for the benefit of the American people and the international community. The Department works closely with dedicated colleagues from many U.S. Government agencies to vigorously pursue U.S. foreign policy goals including: strengthening democratic institutions and promoting conflict prevention; providing food and emergency aid; securing and stabilizing conflict areas in the Middle East and South and Central Asia; promoting social and economic progress; and strengthening strategic partnerships. New and old conflicts, from the Middle East to the Korean Peninsula and beyond, continue to cause ongoing turmoil. In 2011, a profound and dramatic wave of change swept across the Near East, as people courageously stood up to their governments to express their legitimate aspirations for greater political participation and economic opportunity. Global communication, seen in the growing popularity of social media, is dramatically changing the world and has magnified challenges and threats, which must be addressed by U.S. foreign policy. Transnational and organized crime in parts of Central America continue to challenge efforts to build strong and resilient communities able to withstand the pressures of crime and violence. And 60 percent of today's violent conflicts throughout the world are recurrences of earlier fights, perpetuating environments that are slow to nurture economic growth and development. Looking at the Department's management capabilities, expansion of U.S. diplomatic and development engagement in critical threat locations has called for thoughtful approaches to promote transparency and accountability while balancing the need for increased education in cyber security and personnel security.

Meeting these challenges requires a sustained focus on monitoring and evaluating foreign affairs outcomes and analyzing global trends that are most meaningful to the interests of the U.S. Toward this end, the Department of State measures success not only by the merit of its efforts, but by its progress and results achieved toward increasing the security and prosperity of the U.S. and the global community. In addition, the Department is strengthening its capacity to evaluate the impact of its programs at home and abroad.

## *Performance Management*

The Department of State and USAID are committed to using performance management best practices to ensure the most advantageous U.S. foreign policy and development outcomes, and promote greater accountability to our primary stakeholders, the American people. At both agencies, performance management is a multi-part process: planning, budgeting, managing, and measuring.

State-USAID have taken a series of steps to improve the coordination of budget and performance planning and reporting in order to better align programs with management resources. Since 2007 State-USAID have implemented joint planning processes in preparing State and Foreign Operations' requests and work together linking performance measures to joint strategic goals. Throughout both volumes, performance indicators are featured throughout the main chapters of each budget justification.

This section presents an overview of the Department's State Operations performance indicators and resources allocated toward seven joint State-USAID Strategic Goals in support of the President's foreign policy priorities. These 63 performance indicators along with the summary, overview and analysis sections and the performance data in Vol. 2 constitute the FY 2013 Annual Performance Plan and FY 2011 Annual Performance Report (APP/APR).

## PERFORMANCE OVERVIEW AND ANALYSIS

Additionally, as required in 5 CFR 250, the Department of State developed an FY 2011 Human Capital Management Report (HCMR) for submission to the Office of Personnel Management. The HCMR assessed how the Department’s HR programs and operations contributed toward organizational performance and mission goals accomplishment.

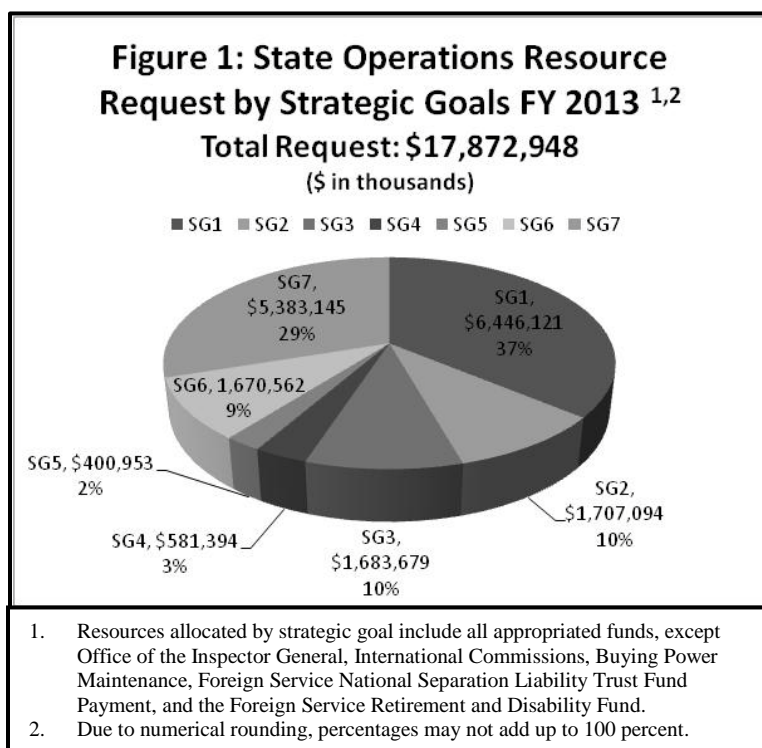
### *Performance Summary*

Performance management practices at State and USAID enable programs to achieve U.S. foreign policy outcomes and promote greater accountability to the American people. The APP/APR presents a description of the work conducted by both Agencies to achieve U.S foreign policy goals. For FY 2011 State-USAID present 159 performance indicators in the agencies’ Annual Performance Reports and provide a sample of the challenges and progress both agencies encountered working towards achieving these goals. FY 2011 results for each indicator were reviewed against previously established performance targets to determine performance ratings. While a number of factors contribute to the overall success of programs, analysis and use of performance data is a critical component of managing for results.

The 63 performance indicators in Department of State Operations Congressional Budget Justification show progress on five of the seven joint State-USAID Strategic Goals. For Strategic Goal 2, Effectively manage transitions in the frontline states, the indicator’s results will be available later in 2012 and represents the Department’s efforts to build a stable, sovereign and self-reliant Iraq by carrying out the multiple critical support functions once performed by the U.S. military, including security, transportation, and life support. Ensuring the ongoing transition from military to civilian leadership in Iraq is at the forefront of the new State-USAID joint strategic goal to effectively manage transitions in the frontline states. Strategic Goal 4: Provide humanitarian assistance and support disaster mitigation is mainly supported by Foreign Assistance funding. A discussion of performance for Strategic Goal 4 will be included in the Foreign Operations volume of the Congressional Budget Justification (CBJ Vol. 2) along with performance data on 96 indicators featured in Vol. 2.

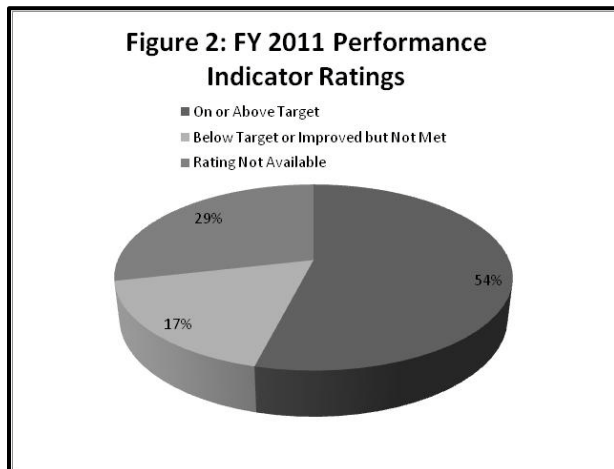
### *Overview of State Operations Budget by Strategic Goal*

The FY 2013 State Operations budget request supports a large portion of the U.S. Government’s civilian presence overseas and sustains critical functions, allowing for the effective conduct of U.S. diplomacy and development at more than 270 posts worldwide. The largest portion of the FY 2013 budget request supports Strategic Goal 1: Counter threats to the United States and the international order, and advance civilian security around the world (37 percent). Together with Strategic Goal 7: (29 percent) Build a 21<sup>st</sup> century workforce; and achieve U.S. government operational and consular efficiency and effectiveness, transparency and accountability; and a secure U.S. government presence internationally these two goals account for 66 percent of the Department’s FY 2013 State Operations request (see Figure 1).



# PERFORMANCE OVERVIEW AND ANALYSIS

## Overview of Performance Indicators

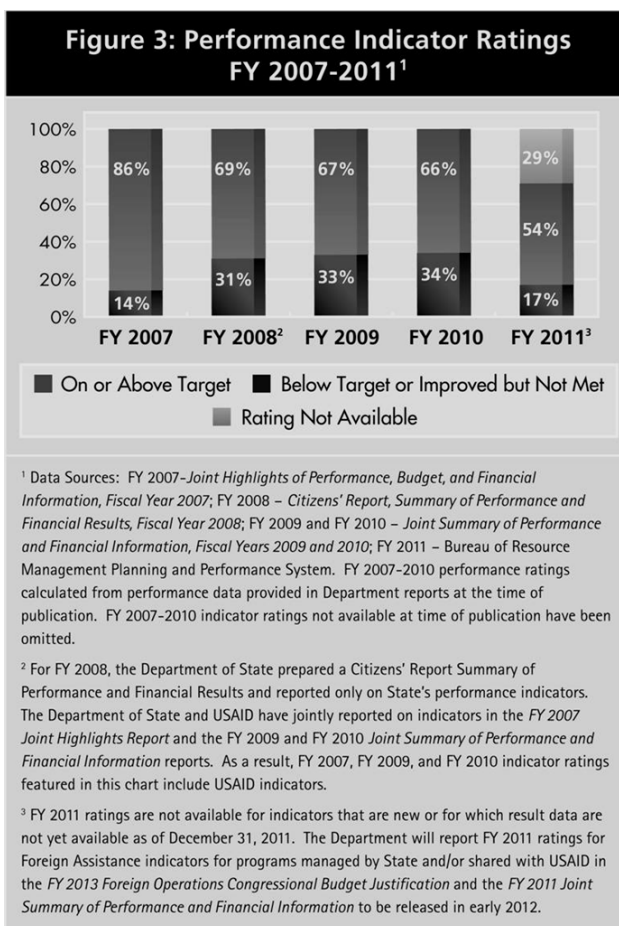


A summary of the Department's State Operations performance indicator ratings for FY 2011 is presented in Figure 2. The pie chart reflects performance results for qualitative and quantitative indicators across six of the seven Joint State-USAID Strategic Goals funded by State Operations budget. As the summary data reflect, the Department met or exceeded targets for 34 of the 63 indicators, or 54 percent. Please note, results and ratings are not yet available for new State Operations indicators for which targets have not yet been set and for indicators for which there is a lag time in data collection or 29 percent.

## Selection Criteria for Performance Indicators

Consistent with Secretary Clinton's initiative to strengthen State and USAID to work better, faster, and smarter in the 21<sup>st</sup> century, State and USAID work together – along with other U.S. Government partners –to plan and execute programs that meet global challenges of the 21<sup>st</sup> century. The performance trend for the past five years and progress achieved towards U.S. foreign policy goals is displayed in Figure 3. Please note, for FY 2011 ratings are not yet available for foreign assistance indicators and for new State Operations indicators for which results have not yet been obtained.

These representative indicators were selected because they: 1) demonstrate progress toward achieving the joint Department and USAID Strategic Goals; 2) link directly to the policy priorities supported by budget resources; and 3) identify trends in order to gauge the improvements made in providing to the American public a more efficient, effective, and accountable government. To assess FY 2011 results, program managers examined quantitative and qualitative indicators to determine whether they met previously established annual targets. Managers also considered how the



## PERFORMANCE OVERVIEW AND ANALYSIS

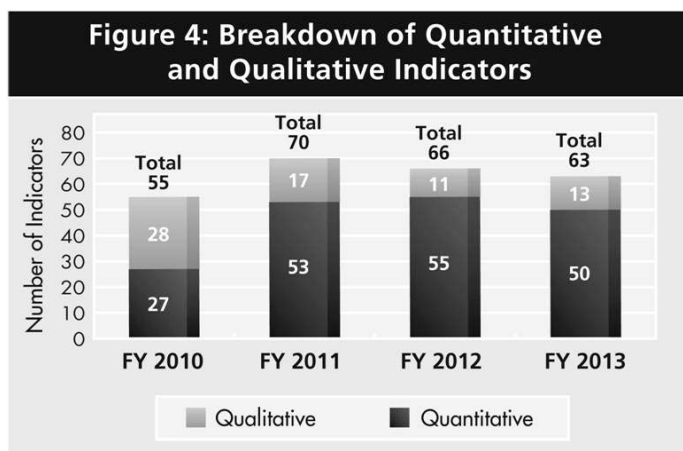
results impact the achievement of the Department and USAID strategic goals.

In 2007 State-USAID began to integrate planning, reporting and budget efforts to measure the two agencies' progress toward achieving the seven joint strategic goals in 2007. The indicators selected in 2007 are a mix of annual and biennial measures directly attributable to U.S. Government activities. In 2009, the Department shifted to indicators that would result in better year-to-year comparability. The Department also increased the number of quantitative State Operations performance indicators to increase the usefulness and reliability of the performance data (See Figure 4). While

many complex diplomatic and development issues lend themselves primarily to qualitative analysis, the Department has developed quantitative indicators whenever possible because they offer the opportunity to analyze important trends and examine empirical evidence when reviewing policy, planning strategy, and setting resource levels. This is also in line with OMB's guidance to Federal agencies to focus on more outcome-oriented indicators. The result is a set of indicators designed to provide information that is more meaningful to Congress, the President, and the American public, and more useful internally in supporting budget, policy, and planning decisions.

In the fall of 2010, State and USAID undertook a study of the multiple planning and reporting processes related to foreign assistance, known as the Foreign Assistance Streamlining Project. The effort focused on improving efficiency and effectiveness of these processes. Based on the findings of the study, a recommendation was made to review the existing suite of foreign assistance indicators with the goal of improving the quality and usability of performance data collected. To address these recommendations, State and USAID established the Foreign Assistance Indicator Reengineering Process Team in February 2011. The goal of this effort was to make the standard indicators more meaningful and useful as well as less burdensome.

In line with recommendations from the Quadrennial Diplomacy and Development Review, which also serves as the Department of State and USAID's Joint Strategic Plan, the Department developed ten indicators to reflect the evolution into the next phase of the programs and the Department's effort to allocate resources toward high priorities. These are designated as "NEW INDICATOR" in the indicator tables accompanying Strategic Goals 1, 3, 5 and 7. Also, twenty eight indicators have been discontinued from inclusion in this year's submission, reflecting changes to the Department's strategic priorities and efforts to better link indicators to resource allocations. Please see "Discontinued Indicators" at the end of this section for more information.





# PERFORMANCE OVERVIEW AND ANALYSIS

## STRATEGIC GOALS: PERFORMANCE ANALYSIS AND KEY TAKEAWAYS

### *Introduction to Strategic Discussions*

The following section discusses the six joint State-USAID Strategic Goals that receive funding through State Operations, presenting a holistic perspective of the resources and performance for high-level priorities associated with these goals, and a discussion of progress made and challenges that remain. (Strategic Goal 4 is supported primarily by Foreign Assistance funding and is included in the Foreign Operations volume of the Department and USAID's budget request.) The following goal chapter presentations describe the performance trends and results for indicators for each Strategic Goal. Six illustrative indicators are presented in the section – one for each goal funded by State Operations. Performance results for FY 2011 on progress toward achievement of key foreign affairs outcomes are highlighted. Throughout the section performance results are described for those indicators for which FY 2011 data were available at the time of publication.

Additionally, the indicator tables presented in the Strategic Goal discussions list both quantitative and qualitative indicators and identify the CBJ chapter where the key performance indicator is discussed in the CBJ (Vol. 1).

*Strategic Goal 1:  
Counter threats to the United States and the international order,  
and advance civilian security around the world*

The U.S. faces a broad set of dangers that know no borders and threaten U.S. national security, including the grave danger posed by vulnerable nuclear materials falling into the wrong hands, terrorism, violent extremism, transnational crime, and the effects of climate change and pandemic diseases that threaten the security of regions and the health of peoples across borders. The Department's goals reflect a renewed commitment to promote a just and sustainable international order that facilitates the ability of nations to come together to confront common challenges like violent extremism, nuclear proliferation, climate change, and a changing global economy.

### *Budget Resources for Strategic Goal 1*

At 37 percent of the Department's overall budget request, the Department is allocating \$6.45 billion of its FY 2013 budget request toward Strategic Goal 1. This includes \$2.35 billion for Overseas Contingency Operations (OCO). The Department focuses the majority of its resources in Strategic Goal 1 on efforts in the following priority areas: reducing weapons of mass destruction and destabilizing conventional weapons; conflict prevention, mitigation and response; counterterrorism; and security cooperation and security sector reform.

# PERFORMANCE OVERVIEW AND ANALYSIS

## Performance Trends for Strategic Goal 1

Performance was assessed for the 15 indicators for which FY 2011 data were available at the time of publication. The Department in FY 2011 met or exceeded targets for nine indicators, which represents 60 percent of all indicators related to Strategic Goal 1. For those four indicators which were below target in FY 2011 (27 percent of SG 1 indicators), the factors that contributed to not meeting the targets will be further detailed in their specific CBJ chapter.

## Analysis of Key Indicator

This section details a key performance indicator to illustrate the Department's performance in an area that links to important budget and policy priorities under Strategic Goal 1. The indicator – Average rating denoting degree to which UN Peacekeeping Missions in Africa and the Near East funded through the Contributions for International Peacekeeping Activities (CIPA) account achieve U.S. Government objectives – represents the Department's ongoing priority to work with multilateral bodies to advance peace and security through active engagement with global institutions, and to share the burden of peacekeeping, peace building, and conflict resolution with a growing community of nations.

UN Peacekeeping Missions in Near East Asia received an average rating of 2.55 out of 4 for FY 2011, surpassing its FY 2011 target of 2.5. The average rating of 2.5 in FY 2011 for UN Peacekeeping Missions in Africa met the FY 2011 target of 2.5. Results for this indicator reflect the difficult security, political, and economic environment in which peacekeeping operations are carried out.



# PERFORMANCE OVERVIEW AND ANALYSIS

## *Performance Trends for Strategic Goal 1*

Strategic Goal 1: Counter threats to the United States and the international order, and advance civilian security around the world	<b>FY 2013 Request</b> (\$ in thousands)
	6,446,121

Active Performance Indicator and CBJ Chapter	Prior Year Results and Ratings				FY 2011	Planned Targets		
	FY 2007	FY 2008	FY 2009	FY 2010	Target	Result and Rating	FY 2012	FY 2013
Average number of civilian responders deployed per month. <b>CSO</b>	2.3 employees per month N/A	2 employees per month N/A	11.4 employees per month [Baseline] N/A	60 ▼ <b>Below Target</b>	Range: 70-80	78 ◀▶ <b>On Target</b>	Range: 70-80	Range: 70-80
Average rating denoting degree to which UN Peacekeeping Missions in Near East Asia funded through the Contributions for International Peacekeeping Activities Account (CIPA) achieve preestablished US Government objectives. <b>CIPA</b>	2.5 [Baseline] ▲ <b>Above Target</b>	3.0 ▲ <b>Above Target</b>	3.0 ▲ <b>Above Target</b>	3.0 ▲ <b>Above Target</b>	2.5	2.55 ◀▶ <b>On Target</b>	2.5	2.5
Average rating denoting degree to which United Nations peacekeeping missions in Africa funded through the Contributions for International Peacekeeping Activities Account (CIPA) achieve pre-established U.S. Government objectives. <b>CIPA</b>	1.83 [Baseline] ▼ <b>Below Target</b>	2.37 ▲ <b>Above Target</b>	2.3 ▼ <b>Below Target</b>	2.3 ▼ <b>Below Target</b>	2.5	2.5 ◀▶ <b>On Target</b>	2.5	2.5
Deeper nuclear reductions and transparency measures among Non-Proliferation Treaty (NPT) nuclear weapons states strengthen strategic ability <b>AVC</b>	Qualitative Indicator. See corresponding CBJ Chapter for detailed results and targets.					◀▶ <b>On Target</b>	Qualitative Indicator. See corresponding CBJ Chapter for detailed targets and targets.	
Degree of stability in Yemen as measured by the Yemeni Government's capacity to combat extremist organizations and prevent the establishment of safe-havens for terrorists in Yemen and increase public confidence in government services. <b>NEA</b>	Qualitative Indicator. See corresponding CBJ Chapter for detailed results and targets.					▼ <b>Below Target</b>	Qualitative Indicator. See corresponding CBJ Chapter for detailed targets and targets.	

## PERFORMANCE OVERVIEW AND ANALYSIS

Active Performance Indicator and CBJ Chapter	Prior Year Results and Ratings				FY 2011		Planned Targets	
	FY 2007	FY 2008	FY 2009	FY 2010	Target	Result and Rating	FY 2012	FY 2013
Increased ability to maintain law and order in the West Bank and Gaza, as measured by the World Bank Governance Indicator score <b>NEA</b>	25.2 N/A	22 [Baseline] N/A	44.8 ▲ Above Target	49.3 ▲ Above Target	35	Available late CY 2012. <b>Data Not Yet Available, No Rating</b>	50	55
Key Milestones Achieved in Combating Nuclear Terrorism. <b>ISN</b>	Qualitative Indicator. See corresponding CBJ Chapter for detailed results and targets.					◀▶ <b>On Target</b>	Qualitative Indicator. See corresponding CBJ Chapter for detailed targets and targets.	
Key Milestones in Strengthening the Nuclear Non-proliferation Treaty (NPT) and International Atomic Energy Agency (IAEA). <b>ISN</b>	Qualitative Indicator. See corresponding CBJ Chapter for detailed results and targets.					◀▶ <b>On Target</b>	Qualitative Indicator. See corresponding CBJ Chapter for detailed targets and targets.	
Key milestones in achieving full denuclearization of the Korean Peninsula and preventing the export of Weapons of Mass Destruction (WMD) and missile-related technology by the Democratic People's Republic of Korea (DPRK). <b>EAP</b>	Qualitative Indicator. See corresponding CBJ Chapter for detailed results and targets.					◀▶ <b>On Target</b>	Qualitative Indicator. See corresponding CBJ Chapter for detailed targets and targets.	
Number of NEA countries with FIU's that meet the standards of the Egmont Group. <b>NEA</b>	7 [Baseline] N/A	7 ▼ <b>Below Target</b>	8 ▼ <b>Below Target</b>	8 ▼ <b>Below Target</b>	13	9 ▼ <b>Below Target</b>	13	13
Number of countries in sub-Saharan Africa that are rated as "critical" by the Fund for Peace Failed States Index. <b>AF</b>	18 countries N/A	20 countries [Baseline] N/A	22 countries ▼ <b>Below Target</b>	22 countries ▼ <b>Below Target</b>	20 countries	22 ▼ <b>Below Target</b>	21 countries	20 countries
NEW INDICATOR: Numeric assessment of South Sudan in the Failed States Index created by the Fund for Peace. <b>AF</b>	N/A	N/A	N/A	N/A	Baseline year	108.7 N/A	108.1	107.5
Status of Iran's Nuclear Weapons Program and Adherence to Nuclear Nonproliferation Treaty Obligations. <b>ISN</b>	Qualitative Indicator. See corresponding CBJ Chapter for detailed results and targets.					▼ <b>Below Target</b>	Qualitative Indicator. See corresponding CBJ Chapter for detailed targets and targets.	

## PERFORMANCE OVERVIEW AND ANALYSIS

Active Performance Indicator and CBJ Chapter	Prior Year Results and Ratings				FY 2011		Planned Targets	
	FY 2007	FY 2008	FY 2009	FY 2010	Target	Result and Rating	FY 2012	FY 2013
NEW INDICATOR: Successful negotiation of bilateral information-sharing agreements with foreign governments under Homeland Security Presidential Directive 6 (HSPD-6). <b>CT</b>	N/A	N/A	N/A	N/A	6 Baseline	7 ▲ Above Target	15	4
Verification R&D programs focus on closing key detection and verification capability gaps identified in AVC's arms control R&D verification requirements document regarding nuclear weapons programs, foreign materials, and weapons production facilities and processes. <b>AVC</b>	Qualitative Indicator. See corresponding CBJ Chapter for detailed results and targets.					◀▶ On Target	Qualitative Indicator. See corresponding CBJ Chapter for detailed targets and targets.	

***Strategic Goal 2:***  
***Effectively manage transitions in the frontline states***

In FY 2013 the Department's top priority in Afghanistan, Pakistan, and Iraq is to promote continued political and economic reforms and strengthened civil society across the region as a means toward realizing the aspirations of the people. The United States has long acknowledged the link between democratic governments, free societies, and peaceful nations, and has devoted diplomatic efforts and foreign assistance to encouraging free elections, democratic governance, protection of human rights, and sustainable education and public health care programs. The Department continues to promote human rights and democracy, and the United States continues to fight a war against a far-reaching network of hatred and violence. Afghanistan and Pakistan are at the frontline of this fight. In Iraq the U.S. has transitioned to full Iraqi sovereignty and security responsibility following the drawdown of U.S. military forces. The Department's goals include efforts to advance a stable and secure Iraq in the heart of the Middle East, inclusive and effective democratic governance in Pakistan, and enhanced government legitimacy and civil society in Afghanistan.

### Budget Resources for Strategic Goal 2

At 10 percent of the Department's overall budget request, the Department is allocating \$1.71 billion toward Strategic Goal 2 in FY 2013, of which \$1.41 billion is for Overseas Contingency Operations (OCO). Budget resources are targeted toward efforts addressing political and economic security in the three frontline states noted above. In this Strategic Goal, which focuses on the frontline states, the Department devotes the majority of its resources to peace, security and opportunity in the Greater Middle East, political competition and consensus building, and good governance.

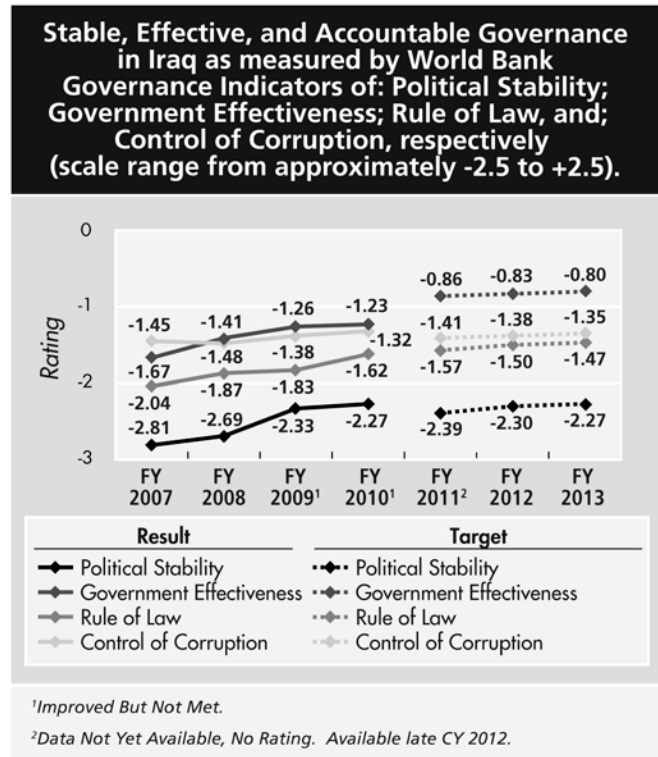
# PERFORMANCE OVERVIEW AND ANALYSIS

## Performance Trends for Strategic Goal 2

FY 2011 data were not available for the indicator at the time of submission and will be reported in FY 2012 performance reports and FY 2014 budget documents.

### Analysis of Key Illustrative Indicator

FY 2011 data for the illustrative indicator relative to Strategic Goal 2 – Stable, Effective, and Accountable Governance in Iraq as Measured by World Bank Governance Indicators: Political Stability, Government Effectiveness, Rule of Law, and Corruption – will be available at the end of CY 2012 and reported on in the FY 2014 OMB Submission and CBJ. The indicator represents the Department’s efforts to build a stable, sovereign and self-reliant Iraq by carrying out the multiple critical support functions once performed by the U.S. military, including security, transportation, and life support. Ensuring the ongoing transition from military to civilian leadership in Iraq is at the forefront of the new State-USAID joint strategic goal to effectively manage transitions in the frontline states. A primary focus is support of the Strategic Framework Agreement, which commits the U.S. and the Government of Iraq to cooperate on a range of issues, including defense and security, political and diplomatic cooperation, rule of law, science, health, and economics.



## PERFORMANCE OVERVIEW AND ANALYSIS

### *Performance Trends for Strategic Goal 2*

Strategic Goal 2: Effectively manage transitions in the frontline states	<b>FY 2013 Request</b> (\$ in thousands)
	1,707,094

Active Performance Indicator and CBJ Chapter	Prior Year Results and Ratings				FY 2011		Planned Targets	
	FY 2007	FY 2008	FY 2009	FY 2010	Target	Result and Rating	FY 2012	FY 2013
Stable, Effective, and Accountable Governance in Iraq as measured by World Bank Governance Indicators of: Political Stability; Government Effectiveness; Rule of Law, and; Control of Corruption, respectively (scale range from approximately -2.5 to +2.5). <b>OCO</b>	-2.81; -1.67; -2.04; -1.45 N/A	-2.69; -1.41; -1.87; -1.48 N/A	-2.33; -1.26; -1.83; -1.38 ▼ <b>Below Target</b>	-2.27; -1.23; -1.62; -1.32 ▼ <b>Below Target</b>	-2.39; -0.86; -1.57; -1.41	Available late CY 2012. <b>Data Not Yet Available, No Rating</b>	-2.30; -0.83; -1.50; -1.38	-2.27; -0.80; -1.47; -1.35

***Strategic Goal 3:***  
***Expand and sustain the ranks of prosperous, stable and democratic states by promoting effective, accountable, democratic governance; respect for human rights; sustainable, broad-based economic growth; and well-being***

This strategic goal aims to advance and protect human and individual rights, promote societies where the state and its citizens are accountable to laws, and expand opportunities for citizens to participate in broad based economic growth. The Department supports civil society and citizens alike in holding governments accountable, and being a strong voice for bringing opportunity to places where it is scarce. Through U.S. Missions overseas, the Department advocates for fair treatment and a transparent investment climate so that all potential stakeholders have a fair and equitable chance to participate in expanding markets. Global growth creates conditions that advance democratic values and expand the number of countries that are effective partners with the United States in working toward a more stable, secure, healthy, and prosperous world.

### ***Budget Resources for Strategic Goal 3***

At 9 percent of the Department’s overall budget request, the Department is allocating \$1.68 billion toward Strategic Goal 3 in FY 2013, of which \$58 million is for Overseas Contingency Operations (OCO). In the FY 2013 budget request, the Department focuses the majority of its resources for Strategic Goal 3 in strengthening democratic political cultures, energy security and expansion of open markets for the creation of economic opportunities at home and abroad.

## PERFORMANCE OVERVIEW AND ANALYSIS

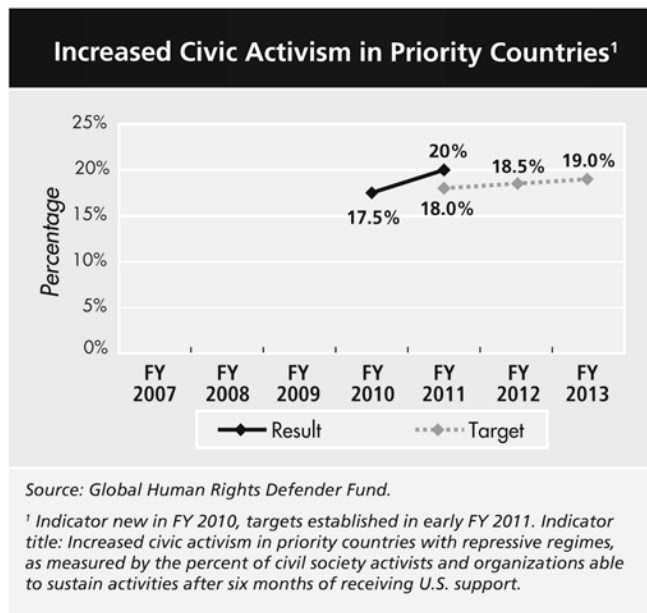
### Performance Trends for *Strategic Goal 3*

Performance was assessed for the 13 indicators for which FY 2011 data were available at the time of publication. The Department in FY 2011 met or exceeded targets for six indicators, which represents 46 percent of all indicators related to Strategic Goal 3. For the one indicator which was below target in FY 2011, the factors that contributed to not meeting the targets will be further detailed in their specific CBJ chapter. Seven indicators for Strategic Goal 3 are new or have no data available.

### *Analysis of Key Illustrative Indicator*

The Department exceeded the target for the illustrative indicator relative to Strategic Goal 3 – Increased civic activism in priority countries with repressive regimes, as measured by the percent of civil society activists and organization able to sustain activities.

Protecting fundamental freedoms of association, assembly, expression, and religion represents a key aspect of U.S. foreign policy. The Department is leveraging key foreign assistance and diplomatic tools to support local activists in creating conditions necessary to reverse a trend in recent years of a shrinking enabling environment for civil society around the world. The recent events in the Middle East and North Africa remind us of the challenges human rights activists and civil society face in their work to protect citizens' rights. In February 2011, Secretary Clinton launched the State Department's first Strategic Dialogue with Civil Society to underscore the U.S. Government's commitment to supporting and defending civil society around the world. The Dialogue enhances efforts to amplify the voices of activists and to provide protection for civil society where we can. In support of this important commitment, the *Lifeline: The Embattled NGOs Assistance Fund* was created this year with support from 12 other democratic nations. In FY 2011, in a selection of 14 targeted countries, 20 percent of activists and organizations were able to continue activities six months after receiving U.S. support. This percentage of actual number of human rights activists and defenders, supported by U.S. Government funds, who are advocating for a more open civil society within repressive regimes, exceeded the established target – evidence that these activists are becoming more aware of mechanisms to sustain their ongoing civil society advocacy efforts despite rising restrictions.





## PERFORMANCE OVERVIEW AND ANALYSIS

### *Performance Trends for Strategic Goal 3*

Strategic Goal 3: Expand and sustain the ranks of prosperous, stable and democratic states by promoting effective, accountable, democratic governance; respect for human rights; sustainable, broad-based economic growth; and well-being	<b>FY 2013 Request</b> (\$ in thousands)
	1,683,679

<b>Active Performance Indicator and CBJ Chapter</b>	<b>Prior Year Results and Ratings</b>				<b>FY 2011</b>	<b>Result and Rating</b>	<b>Planned Targets</b>	
	FY 2007	FY 2008	FY 2009	FY 2010	Target		FY 2012	FY 2013
Average percentile score for sub-Saharan Africa on the World Bank Institute's Worldwide Governance Rule of Law Indicator (Scale = 0 to 100). <b>AF</b>	28.6 N/A	28.3 percent [Baseline] N/A	28.6 ◀▶ <b>On Target</b>	28.1 ▼ <b>Below Target</b>	28.4	28.4 ◀▶ <b>On Target</b>	28.7	29.1
Financial Stability Improvement Ratio - Percentage of countries with active debt relief agreements with Paris Club creditors that have an active International Monetary Fund program or have successfully completed it, and do not have protracted arrears to international creditors. <b>EB</b>	84% [Baseline] N/A	87% ▲ <b>Above Target</b>	85% ▲ <b>Above Target</b>	88% ▲ <b>Above Target</b>	85%	90% ▲ <b>Above Target</b>	85%	85%
Improvements in media freedom in priority countries, as measured by the mean average Freedom of the Press rating for non-democratic countries and countries undergoing democratic transitions according to Freedom House. <b>DRL</b>	67.6 N/A	68.1 N/A	N/A	68.6 (Baseline) N/A	68.3	<b>Data Not Yet Available, No Rating</b>	68.0	67.8
Increased civic activism in priority countries with repressive regimes, as measured by the percent of civil society activists and organizations able to sustain activities. <b>DRL</b>	N/A	N/A	N/A	17.5% (Baseline) N/A	18%	20% ▲ <b>Above Target</b>	18.5%	19%

## PERFORMANCE OVERVIEW AND ANALYSIS

Active Performance Indicator and CBJ Chapter	Prior Year Results and Ratings				FY 2011	Planned Targets		
	FY 2007	FY 2008	FY 2009	FY 2010	Target	Result and Rating	FY 2012	FY 2013
Increased labor rights in priority countries, as measured by the percentage of countries with progress on workers' rights to freedom of association after sustained U.S. Government diplomatic and/or programmatic engagement. <b>DRL</b>	N/A	N/A	N/A	14.3% (Baseline) N/A	28.6%	28.6% ◀▶ <b>On Target</b>	42.9%	57.0%
Level of two-way trade between the United States and sub-Saharan Africa, excluding U.S. energy-related imports. <b>AF</b>	\$26.5 billion ▲ <b>Above Target</b>	\$33.5 billion ▲ <b>Above Target</b>	\$24.3 billion ▼ <b>Below Target</b>	\$26 billion ▼ <b>Below Target</b>	\$30 billion	<b>Data Not Yet Available, No Rating</b>	\$35 billion	\$40 billion
Median World Bank Regulatory Quality Estimate for developing countries (range -2.5 to +2.5). <b>EB</b>	-0.29 N/A	-0.36 N/A	-0.36 N/A	-0.33 ▼ <b>Below Target</b>	-0.29	<b>Data Not Yet Available, No Rating</b>	-0.28	-0.27
Median number of days to start a business in Mexico; median cost of starting a business in Mexico as a percentage of per capita income. <b>WHA</b>	27 days; 13.3% N/A	28 days; 12.5 percent N/A	13 days; 11.7 percent N/A	9 days; 12.3% ▲ <b>Above Target</b>	8 days; 10.1%	9 days; 11.2% ▼ <b>Below Target</b>	8 days; 10.2%	7 days; 9.2%
Number of additional countries allowing commercial use of agricultural biotechnology and percent increase in global acreage of biotech crops under cultivation. <b>EB</b>	2 countries; 12% N/A	2 countries; 9.4% ▼ <b>Below Target</b>	0 countries; 7% ▼ <b>Below Target</b>	4 countries; 16 percent ▲ <b>Above Target</b>	1 country; 5%	<b>Data Not Yet Available, No Rating</b>	1 country; 5%	1 country; 5%
Number of cases investigating foreign security force units vetted through the Department's International Vetting Security Tracking (INVEST) system. <b>DRL</b>	N/A	N/A	N/A	20,000 (Baseline) N/A	25,000	131,810 ▲ <b>Above Target</b>	125,000	130,000
<b>NEW INDICATOR:</b> Number of work programs established by partner economies leading to strengthened capacity for and measureable progress on developing and implementing Low Emission Development Strategies by the end of FY 2014. <b>OES</b>	Qualitative Indicator. See corresponding CBJ Chapter for detailed results and targets.					N/A	Qualitative Indicator. See corresponding CBJ Chapter for detailed targets and targets.	

## PERFORMANCE OVERVIEW AND ANALYSIS

Active Performance Indicator and CBJ Chapter	Prior Year Results and Ratings				FY 2011	Planned Targets		
	FY 2007	FY 2008	FY 2009	FY 2010	Target	Result and Rating	FY 2012	FY 2013
Percentage of Total Latin America Primary Energy Supply Comprised of Alternative Fuels (renewables, biofuels, and geothermal). <b>WHA</b>	30.2% [Baseline] N/A	30.7% N/A	<b>Data Not Yet Available, No Rating</b>	<b>Data Not Yet Available, No Rating</b>	31%	<b>Data Not Yet Available, No Rating</b>	32%	33%
Progress on internal reforms prerequisite for integration into Euro-Atlantic Institutions as measured by the mean average rating for Balkan nations as reported by Transparency International's Corruption Perceptions Index (CPI) and the Democracy dimension of Freedom House's Nations in Transit Index. <b>EUR</b>	3.4 (CPI); 4.06 (FH) N/A	3.6 (CPI); 4.03 (FH) N/A	3.6 (CPI); 4.04 (FH) ▲ <b>Above Target</b>	3.65 (CPI); 4.04 (FH) ▲ <b>Above Target</b>	CPI:3.17;FH:4.03	CPI: 3.49; FH:4.07 ▲ <b>Above Target</b>	CPI:3.50; FH:4.00	CPI:3.55; FH:3.90

**Strategic Goal 4:**  
*Provide humanitarian assistance and support disaster mitigation*

NOTE: Strategic Goal 4 is mainly supported by Foreign Assistance Funding and therefore is addressed in the Foreign Operations volume of the Department's Congressional Budget Justification.

**Strategic Goal 5:**  
*Support American prosperity through economic diplomacy*

Through its economic and commercial diplomacy, the Department promotes U.S. business opportunities and negotiates to create favorable climates for U.S. business activities overseas. The Department leads efforts to open markets and promotes global economic partnerships which will lead to economic growth for the U.S., its trading partners, and developing countries. In addition, energy security for the United States and globally is a top national priority. Together with USAID, the Department seeks to identify economically viable international finance options to encourage broader use of new lower carbon energy technologies and energy efficiency techniques.

### ***Budget Resources for Strategic Goal 5***

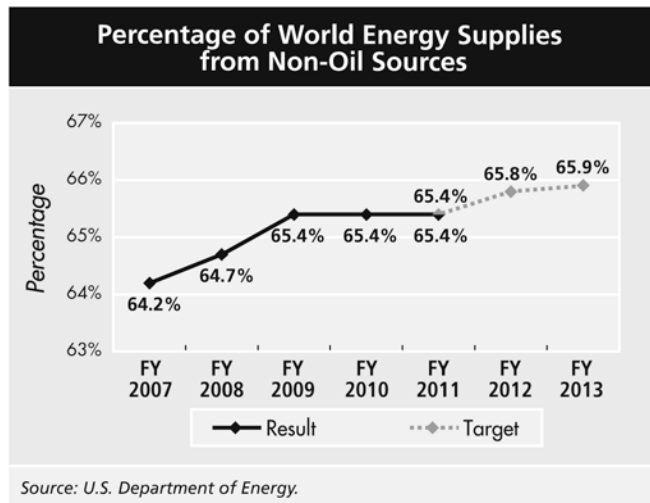
At 2 percent of the Department's overall budget request, the Department is allocating \$400 million toward Strategic Goal 5 in FY 2013, of which \$122 million is for Overseas Contingency Operations (OCO). In the FY 2013 budget request, the Department focuses the majority of its resources for Strategic Goal 5 in

## PERFORMANCE OVERVIEW AND ANALYSIS

energy security and expansion of open markets for the creation of economic opportunities at home and abroad.

### *Performance Trends for Strategic Goal 5*

Performance was assessed for the six indicators for this strategic goal. The Department in FY 2011 met or exceeded targets for the two indicators related to Strategic Goal 5 for which results were available. A target related to the median time and cost required to start a business in non-Organization for Economic Cooperation and Development countries was exceeded, while a target related to world energy supplies from non-oil sources was met.



### *Analysis of Key Illustrative Indicator*

Economic diplomacy plays a large role in advancing the Department's priorities in the areas of U.S. energy security, global competitiveness, climate change, and the environment. A primary focus of the Department's diplomatic efforts in the area of energy security is promoting the development and implementation of policies in foreign governments designed to foster growth in the clean energy sector. While the supply of non-petroleum energy sources combines the highly carbon intensive coal energy with very low carbon renewables, it is a rough measure of global efforts to reduce reliance on oil. For the current reporting period, the percentage of world energy supplies from non-oil sources was 65.6 percent, a slight increase over the previous reporting period, likely attributable to a slight uptick in energy supply from natural gas and renewables such as wind and biofuels. Some analysis suggests that renewable energy investment may moderate in the near future due to the expiration of 2009-2011 era stimulus funding by lead nations, but the recent increase suggests progress has been made towards reducing global dependence on oil as part of the total energy mix.

## PERFORMANCE OVERVIEW AND ANALYSIS

### *Performance Trends for Strategic Goal 5*

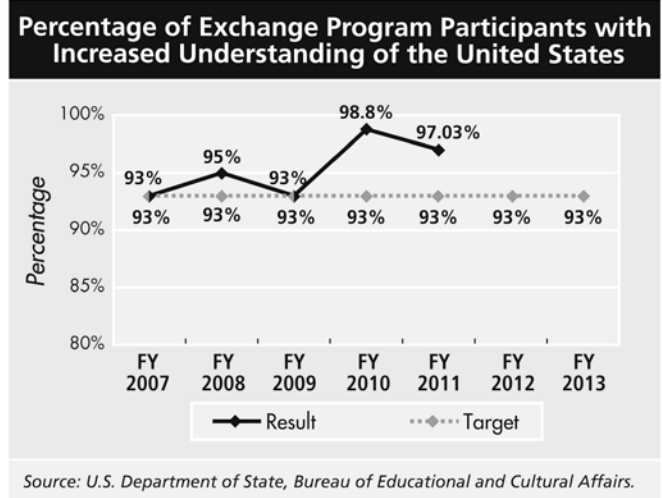
Strategic Goal 5: Support American prosperity through economic diplomacy	<b>FY 2013 Request</b> (\$ in thousands)
	400,953

Active Performance Indicator and CBJ Chapter	Prior Year Results and Ratings				FY 2011	Planned Targets		
	FY 2007	FY 2008	FY 2009	FY 2010	Target	Result and Rating	FY 2012	FY 2013
NEW INDICATOR: An increasing proportion of the 1.3 billion people currently without access to electricity gain access. <b>ENR</b>	Qualitative Indicator. See corresponding CBJ Chapter for detailed results and targets.					N/A	Qualitative Indicator. See corresponding CBJ Chapter for detailed targets and targets.	
NEW INDICATOR: China's Current Account Surplus as a Percentage of Gross Domestic Product. <b>EAP</b>	N/A	N/A	N/A	5.2 percent N/A	Baseline Year	Data Expected May 2012 <b>Data Not Yet Available, No Rating</b>	2.5 percent	2 percent
NEW INDICATOR: Establishment and promulgation of an Energy Security Strategy. <b>ENR</b>	Qualitative Indicator. See corresponding CBJ Chapter for detailed results and targets.					N/A	Qualitative Indicator. See corresponding CBJ Chapter for detailed targets and targets.	
Median number of days required to start a business in countries that are not members of the Organization for Economic Co-operation and Development; median cost of starting a business as a percentage of per capita income in those countries. <b>EB</b>	N/A	N/A	26 days, 20% [Baseline] N/A	22 days; 18.5% <b>▲ Above Target</b>	22 days; 18%	19 days; 17.2% <b>▲ Above Target</b>	21 days; 17%	20 days; 16%
Percentage of world energy supplies from non-oil sources. <b>ENR</b>	64.2% N/A	64.7% N/A	65.4% [Baseline] N/A	65.4% <b>◀▶ On Target</b>	65.4%	65.4% <b>◀▶ On Target</b>	65.8%	65.9%
NEW INDICATOR: Transparency and governance principles are adopted by the international community. <b>ENR</b>	Qualitative Indicator. See corresponding CBJ Chapter for detailed results and targets.					N/A	Qualitative Indicator. See corresponding CBJ Chapter for detailed targets and targets.	

**Strategic Goal 6:**  
*Advance U.S. interests and universal values through public diplomacy and programs that connect the United States and Americans to the world*

## PERFORMANCE OVERVIEW AND ANALYSIS

The Department recognizes the central role of public diplomacy as a tool and an essential element for the 21<sup>st</sup> Century statecraft, and has committed to renewing America's engagement with the people of the world by enhancing mutual respect and understanding and creating partnerships aimed at solving common problems. The United States continues to face a changing global landscape of engagement that requires the Department to identify and implement complex multidimensional public engagement strategies that forge partnerships, mobilize broad coalitions, and galvanize public opinion across all sectors of society. Over the past two years, the Department developed the first detailed global strategy for public diplomacy in over a decade – a strategic framework for 21<sup>st</sup> Century public diplomacy that ensures its alignment with foreign policy objectives. Public diplomacy programs provide insight into American society to a broader international public, including youth and women, as well as opinion makers. By improving respect and understanding of American society and values, the United States can establish a positive narrative and framework for policy decisions.



### ***Budget Resources for Strategic Goal 6***

At 9 percent of the Department's overall budget request, the Department is allocating \$1.67 billion toward Strategic Goal 6 in FY 2013, of which \$49 million is for Overseas Contingency Operations (OCO). In the FY 2013 budget request, the Department focuses the majority of its resources for Strategic Goal 6 on expanding and strengthening People to People relationships including programs that provide educational and cultural exchanges.

### ***Performance trends for Strategic Goal 6***

Performance was assessed for the two indicators for which FY 2011 data were available at the time of publication. The Department in FY 2011 met or exceeded targets for both indicators, which represents half of the indicators related to Strategic Goal 6. Two indicators did not have data available in time for submission of the Congressional Budget Justification.

### ***Analysis of Key Illustrative Indicators***

The Department exceeded its FY 2011 target for the illustrative indicator relative to Strategic Goal 6 – Assessing the percentage of participants in Department sponsored exchange programs who increased or changed their understanding of the United States immediately following their program. The data show the effectiveness of cultural exchange programs in positively reshaping foreign opinions of the United States. The Department uses trend data to assess the correlation between the participation in exchange programs and increased understanding and more favorable views of the United States among foreign audiences. This data collection effort underscores the importance of maintaining and leveraging an active alumni network of exchange participants that have benefited from a positive experience with the United States. As part of this Strategic Goal, the Department assesses the percentage of participants in Department sponsored exchange programs who increased or changed their understanding of the United States immediately following their program. The Department exceeded its FY 2011 target with 97 percent of respondents surveyed responding favorably, indicative of the Department's ability to transform U.S.

## PERFORMANCE OVERVIEW AND ANALYSIS

policies into information products tailored to engage and persuade critically important international audiences.

### *Performance Trends for Strategic Goal 6*

Strategic Goal 6: Advance U.S. interests and universal values through public diplomacy and programs that connect the United States and Americans to the world	<b>FY 2013 Request</b> (\$ in thousands)
	1,670,562

Active Performance Indicator and CBJ Chapter	Prior Year Results and Ratings				FY 2011		Planned Targets	
	FY 2007	FY 2008	FY 2009	FY 2010	Target	Result and Rating	FY 2012	FY 2013
Initiation or implementation of positive change in local organizations or communities by IIP foreign audiences as measured by the percentage of IIP program participants surveyed who responded that they applied knowledge gained from the program to improve their local organization or community. <b>IIP</b>	32% [Baseline] N/A	N/A	54% - revised baseline N/A	Biennial data collection N/A	56%	Data Expected March 2012 <b>Data Not Yet Available, No Rating</b>	Biennial data	57%
Number of articles accurately portrayed or broadcasted by journalists participating in Foreign Press Center programs. <b>PA</b>	N/A	N/A	70 articles [Baseline] ◄► <b>On Target</b>	100 articles ◄► <b>On Target</b>	200 articles	200 articles ◄► <b>On Target</b>	250 articles	300 articles
Percent of foreign audiences with a better understanding of U.S. policy, society and values after exposed to International Information Programs, products, and activities. <b>IIP</b>	83% [Baseline] N/A	N/A	55% - revised baseline. ◄► <b>On Target</b>	Biennial data collection N/A	57%	Data Expected March 2012 <b>Data Not Yet Available, No Rating</b>	Biennial data	56%
Percentage of participants who increased or changed their understanding of the United States immediately following their program. <b>ECE</b>	93% [Baseline] N/A	95% ▲ <b>Above Target</b>	93% ◄► <b>On Target</b>	98.81% ▲ <b>Above Target</b>	93%	97.03% ▲ <b>Above Target</b>	93%	93%

## PERFORMANCE OVERVIEW AND ANALYSIS

### *Strategic Goal 7:*

*Build a 21st century workforce; and achieve U.S. government operational and consular efficiency and effectiveness, transparency and accountability; and a secure U.S. government presence internationally*

The request represents the Department's ongoing investments to advance America's security and economic interests and its goal to serve, support, and protect U.S. citizens at home and abroad. The Department provides and maintains secure, safe, and functional facilities for its employees in the United States, and overseas for both Department employees and those of other agencies. The Department's embassies overseas are the diplomatic platform for the entire U.S. Government. The diplomatic security programs of the State Department protect both people and national security information. The Department continues, in collaboration with the Department of Homeland Security and other agencies, to protect America's homeland with improved technology and efficiency at ports of entry and in visa processing, smarter screening technology, and more secure U.S. travel documents – both visas and passports. The Department of State assists American citizens to travel, conduct business, and live abroad securely.

Approximately four million Americans reside abroad, and Americans make about 60 million trips overseas every year. The Department also assists parents by facilitating the return of or access to children wrongfully taken to or kept in another country.

Additionally, the Department pursues human resource initiatives aimed at building, deploying, and sustaining a knowledgeable, diverse, and high-performing workforce through programs such as training to foster foreign language proficiency, public diplomacy expertise, and improved leadership and management skills. Supporting diplomacy through efficient and effective information technology is another area of management focus, as is the provision of world-class financial services.

### *Budget Resources for Strategic Goal 7*

At 29 percent of the Department's overall budget request, the Department is allocating \$5.38 billion toward Strategic Goal 7 in FY 2013, of which \$294 million is for Overseas Contingency Operations (OCO). In the FY 2013 budget request, the Department focuses the majority of its resources in Strategic Goal 7 on operational capabilities and providing a secure infrastructure for the Department's workforce.

### *Performance Trends for Strategic Goal 7*

Performance was assessed for the 24 indicators for which FY 2011 data were available at the time of publication. The Department in FY 2011 met or exceeded targets for 15 indicators, which represents 62.5 percent of all indicators related to Strategic Goal 7. For those 6 indicators which were below target in FY 2011 (25 percent of SG 7 indicators), the factors that contributed to not meeting the targets will be further detailed in their specific CBJ chapter. There are three indicators within Strategic Goal 7 that are new or for which data is not yet available.

**Total Cumulative Number of U.S. Government Personnel Moved into More Safe, Secure, and Functional Facilities Since 2001<sup>1</sup>**



Source: U.S. Department of State, Bureau of Overseas Buildings Operations.

<sup>1</sup> Indicator new in FY 2009, targets established beginning in FY 2010.



## PERFORMANCE OVERVIEW AND ANALYSIS

### *Analysis of Key Illustrative Indicator*

During FY 2011, the Department exceeded expectations for the illustrative indicator relative to Strategic Goal 7 – Total cumulative number of USG personnel moved into more secure, safe and functional facilities since 2011. This represents the Department’s focus on providing the diplomatic personnel staffed at overseas posts and all U.S. civilian agencies a safe environment in which to work. U.S Embassies overseas provide the diplomatic platform for all U.S. civilian agencies, and the Department is responsible for providing such facilities for personnel staffed at overseas posts. Last year, the Department protected more than 1,500 U.S. Government employees and increased effectiveness of their operations overseas by relocating them to six completed major capital construction projects and completed nine major compound security upgrade projects in existing facilities. At the end of FY 2011, data for the total cumulative number of U.S. Government personnel moved into more secure, safe and functional facilities shows that the 23,918 personnel moved into improved facilities, greatly exceeded expectations, achieving 123 percent of the targeted amount, and the Department completed eight major capital construction projects.

### *Performance Trends for Strategic Goal 7*

Strategic Goal 7: Build a 21st century workforce; and achieve U.S. government operational and consular efficiency and effectiveness, transparency and accountability; and a secure U.S. government presence internationally	<b>FY 2013 Request</b> (\$ in thousands)
	5,383,145

Active Performance Indicator and CBJ Chapter	Prior Year Results and Ratings				FY 2011		Planned Targets	
	FY 2007	FY 2008	FY 2009	FY 2010	Target	Result and Rating	FY 2012	FY 2013
Agency Financial Report is issued on-time with an unqualified Statement of Assurance on Internal Controls Over Financial Reporting; financial statements achieve an unqualified audit opinion. <b>RM</b>	N/A	No ▼ <b>Below Target</b>	Yes ◀▶ <b>On Target</b>	Yes, ◀▶ <b>On Target</b>	Yes	No ▼ <b>Below Target</b>	Yes	Yes
NEW INDICATOR: Average domestic Utilization Rate, in usable square feet (USF), of primary office space per person in the National Capital Region <b>A</b>	N/A	N/A	N/A	N/A	New Indicator; No Target	122 (Baseline) N/A	121	121
Average duration and cost growth for capital construction projects completed annually. <b>ESCM</b>	N/A	N/A	9% duration; 14% cost N/A	18% duration; 18% cost ▼ <b>Below Target</b>	25% duration; 5% cost	39.7% duration, 1.7% cost ▼ <b>Below Target</b>	25% duration; 5% cost	25% duration; 5% cost

## PERFORMANCE OVERVIEW AND ANALYSIS

Active Performance Indicator and CBJ Chapter	Prior Year Results and Ratings				FY 2011		Planned Targets	
	FY 2007	FY 2008	FY 2009	FY 2010	Target	Result and Rating	FY 2012	FY 2013
Completion and timely submission of Post Annual Facility Condition Surveys (AFCS), Post Annual Inspection Summaries (AIS), preparation of the annual long range plans, and annually prioritize maintenance, repair, and improvement projects. <b>ESCM</b>	N/A	N/A	AFCS: 89%; AIS: 87% N/A	AFCS: 80%; AIS: 80% ▼ <b>Below Target</b>	AFCS: 89% AIS: 89%	8/4/11: 73% AFCS, 73% AIS ▼ <b>Below Target</b>	AFCS: 89% AIS: 89%	AFCS: 89% AIS: 89%
Conformity of Local Guard, Surveillance Detection and Residential Security Programs at Diplomatic Missions with Overseas Security Policy Board Standards (12 FAH-6) as measured by the percent of assessments revealing that standards were met. <b>D&amp;CP-WSP</b>	Qualitative Indicator. See corresponding CBJ Chapter for detailed results and targets.					◀▶ <b>On Target</b>	Qualitative Indicator. See corresponding CBJ Chapter for detailed targets and targets.	
Conversion to web-based visa processing as measured by: 1) the percentage of non-immigrant (NIV) visa applications submitted electronically and; 2) the percentage of immigrant (IV) visa applications submitted electronically. <b>CA</b>	N/A	Baseline: 0% (NIV); 0% (IV) N/A	10% (NIV); 0% (IV) N/A	97% (NIV); 0% (IV) ◀▶ <b>On Target</b>	100% (NIV); 80% (IV)	100% (NIV); 16% (IV) ▼ <b>Below Target</b>	100% (NIV); 100% (IV)	100% (NIV); 100% (IV)
Cumulative variance from planned cost and schedule for the Integrated Logistics Management System <b>ITCF</b>	N/A	N/A	-0.25%; -0.80% [Baseline] N/A	1.38%; -0.04% ◀▶ <b>On Target</b>	Both less than +/- 5%	1.7%; -0.03% ◀▶ <b>On Target</b>	Both less than +/- 5%	Both less than +/- 5%
Customer satisfaction with quality of, and access to, reliable and relevant information on travel.state.gov as measured by the overall American Customer Satisfaction Index (ASCI) score (out of 100). <b>CA</b>	N/A	N/A	N/A	75 out of 100 [Baseline] ◀▶ <b>On Target</b>	75 out of 100	77 out of 100 ▲ <b>Above Target</b>	Exceed 77 out of 100	Exceed 78 out of 100
Foreign Service Institute language training success rate as measured by the percentage of State students in critical needs languages who attain skill objective. <b>FSI</b>	87% ▲ <b>Above Target</b>	89% ▲ <b>Above Target</b>	80% ◀▶ <b>On Target</b>	88% ▲ <b>Above Target</b>	80%	96% ▲ <b>Above Target</b>	80%	80%
Key milestones for the modernization of the Harry S Truman Building. <b>A</b>	Qualitative Indicator. See corresponding CBJ Chapter for detailed results and targets.					▼ <b>Below Target</b>	Qualitative Indicator. See corresponding CBJ Chapter for detailed targets and targets.	

## PERFORMANCE OVERVIEW AND ANALYSIS

Active Performance Indicator and CBJ Chapter	Prior Year Results and Ratings				FY 2011		Planned Targets	
	FY 2007	FY 2008	FY 2009	FY 2010	Target	Result and Rating	FY 2012	FY 2013
Length of time to complete 90 percent of Top Secret Clearance Single Scope Background Investigations or Secret Clearance National Agency Checks. <b>DS</b>	55 days [Baseline] N/A	67 days ▼ <b>Below Target</b>	67 days ▼ <b>Below Target</b>	70 days ▲ <b>Above Target</b>	74 days	60 days ▲ <b>Above Target</b>	74 days	74 days
Meet increased computing demands and improves energy efficiency through an increased percentage of relevant Department servers virtualized and cloud computing efforts. <b>IRM</b>	N/A	N/A	N/A	0% [Baseline] N/A	25%	25% ◀▶ <b>On Target</b>	40%	60%
Monetary benefits: questioned costs, funds put to better use, cost savings, recoveries, efficiencies, restitutions, and fines <b>OIG</b>	\$52.6 million N/A	\$23 million ▲ <b>Above Target</b>	\$26.4 million ▲ <b>Above Target</b>	\$25.5 million ▲ <b>Above Target</b>	\$17.8 million	\$261.9 million ▲ <b>Above Target</b>	\$19.0 million	\$21.5 million
NEW INDICATOR: Strengthen case management systems so that fraud detection and tracking capabilities are available enterprise-wide. <b>CA</b>	N/A	N/A	N/A	N/A	70%	100% ▲ <b>Above Target</b>	85%	95%
Percent of language designated positions filled by employees who meet or exceed the language requirements (New Methodology) <b>HR</b>	N/A	N/A	68.1% [Baseline] N/A	68% ▼ <b>Below Target</b>	70%	72% ▲ <b>Above Target</b>	76%	80%
Percentage of overseas positions that are vacant <b>HR</b>	N/A	N/A	5% N/A	16.7% ▼ <b>Below Target</b>	8%	14% ▼ <b>Below Target</b>	6%	4%
Percentage of passport applications processed within the targeted timeframe. <b>CA</b>	71% ▼ <b>Below Target</b>	100% ◀▶ <b>On Target</b>	98.9% ▼ <b>Below Target</b>	100% ◀▶ <b>On Target</b>	99%	100% ▲ <b>Above Target</b>	99%	99%
Percentage of recommendations resolved within the appropriate timeframe (six months for inspections and nine months for audits and evaluations) <b>OIG</b>	88% N/A	87% N/A	91% ▲ <b>Above Target</b>	79% ▼ <b>Below Target</b>	85%	89% ▲ <b>Above Target</b>	86%	87%

## PERFORMANCE OVERVIEW AND ANALYSIS

Active Performance Indicator and CBJ Chapter	Prior Year Results and Ratings				FY 2011		Planned Targets	
	FY 2007	FY 2008	FY 2009	FY 2010	Target	Result and Rating	FY 2012	FY 2013
Percentage of the Department's eleven primary data centers migrated, closed, or consolidated into two primary and two specialized data centers <b>IRM</b>	N/A	N/A	N/A	Baseline N/A	55%	55% ◀▶ <b>On Target</b>	66%	80%
Quality of ICASS system measured by: percentage of invoiced amounts received in first 90 days of fiscal year; average customer satisfaction rating for the Management Officer/Council Chair (MO/CC) workshops (out of 5); percentage of posts that receive an "A" on their ICASS Budget Scorecard. <b>RM</b>	N/A	95.6%; MO/CC 4.35; 4.22% N/A	95%; MO/CC 3.27; 88.5% ▼ <b>Below Target</b>	99.96%; MO/CC 3.17; 87% ▼ <b>Below Target</b>	95%; MO/CC N/A; 95%	99%; MO/CC N/A; 78% ▲ <b>Above Target</b>	95%; MO/CC N/A 95%	95%; 80%
Quality of the Department's financial services as measured by the percentage of aggressive monthly ISO 9001 performance metric goals met or exceeded for the Department's core financial operations. <b>RM</b>	60% [Baseline] N/A	68% ◀▶ <b>On Target</b>	88% ▲ <b>Above Target</b>	77% ▲ <b>Above Target</b>	80%	85.2% ▲ <b>Above Target</b>	80%	80%
NEW INDICATOR: Third-Party Sustainable Building Certification for Domestic Owned and Delegated Facilities (LEED or CIEB, Energy Star or equivalent) <b>A</b>	N/A	N/A	N/A	N/A	N/A	30% (Baseline)	35%	40%
Total cumulative number of United States Government personnel moved into more secure, safe, and functional facilities since 2000. <b>ESCM</b>	14,940 personnel N/A	18,539 personnel N/A	20,012 personnel [Baseline] N/A	21,548 ◀▶ <b>On Target</b>	23,012	23,918 ▲ <b>Above Target</b>	24,512	26,012
Vacancy rate for Civil Service positions. <b>HR</b>	N/A	N/A	9.8% [Baseline] N/A	8.5% ▲ <b>Above Target</b>	7%	7.3% ▼ <b>Below Target</b>	6%	5%

## PERFORMANCE OVERVIEW AND ANALYSIS

### *Budget Resources by Strategic Goal*

The FY 2013 budget request for appropriations for Department of State operations totals \$13,511,302 (not including Overseas Contingency Operations and fees) and includes resources to support the people, platforms, and programs required by the Department of State to carry out foreign policy, including key components of the Department's operations and infrastructure, as well as U.S. engagement abroad through public diplomacy and international organizations. The request reflects the Department's critical role as a national security institution and identifies resources requested for diplomatic solutions to national security issues.

(\$ in thousands)

New Strategic Goals	FY 2013 Request
<b>Appropriated Resources Allocated by Strategic Goal<sup>1</sup></b>	<b>13,511,302</b>
SG1: Counter threats to the United States and the international order, and advance civilian security around the world.	4,095,479
SG2: Effectively manage transitions in the frontline states.	297,271
SG3: Expand and sustain the ranks of prosperous, stable and democratic states by promoting effective, accountable, democratic governance; respect for human rights; sustainable, broad-based economic growth; and well-being.	1,625,629
SG4: Provide humanitarian assistance and support disaster mitigation.	503,644
SG5: Support American prosperity through economic diplomacy.	279,232
SG6: Advance U.S. interests and values through public diplomacy and programs that connect the United States and Americans to the world.	1,621,312
SG7: Build a 21 <sup>st</sup> Century workforce; and achieve U.S. government operational and consular efficiency and effectiveness, transparency and accountability; and a secure U.S. government presence internationally.	5,088,735
<b>Appropriated Resources Not Allocated by Strategic Goal<sup>2</sup></b>	<b>408,549</b>
Office of the Inspector General	65,622
International Commissions	122,100
Buying Power Maintenance	0
Foreign Service National Separation Liability Trust Fund Payment	61,927
Foreign Service Retirement & Disability Fund	158,900
<b>Total Fee-Based Resources</b>	<b>2,494,227</b>
Border Security Program Fees	2,277,897
IT Central Fund (Expedited Passport Fees)	156,000
Other Fees	60,330
<b>Total Appropriated and Fee-Based Resources</b>	<b>16,414,078</b>
<p>Note: FY 2013 Request column excludes funding for Overseas Contingency Operations (OCO). FY 2011 and FY 2012 funding were requested under the old Strategic Goal framework which follows.</p>	

<sup>1</sup> State Operations resources allocated by Strategic Goal include all appropriated funds including OIG-MERO, CSO, ESCM, and ECE that were appropriated under the OCO Title in FY 2012. Fee-based funds are listed separately.

<sup>2</sup> Resources for these accounts and offices are not allocated by Strategic Goal because they represent programs that support the Department of State as an institution rather than diplomatic, consular, and management programs linked to Strategic Goals and Priorities.

## PERFORMANCE OVERVIEW AND ANALYSIS

Old Strategic Goals	FY 2011 Actual	FY 2012 Enacted
<b>Appropriated Resources Allocated by Strategic Goal</b>	<b>14,979,765</b>	<b>12,414,329</b>
SG1: Achieving Peace and Security	4,296,827	3,578,342
SG2: Governing Justly and Democratically	778,556	656,747
SG3: Investing in People	372,628	303,542
SG4: Promoting Economic Growth and Prosperity	883,459	679,546
SG5: Providing Humanitarian Assistance	128,244	64,218
SG6: Promoting International Understanding	1,432,808	1,312,524
SG7: Strengthening Consular and Management Capabilities	7,087,243	5,819,410
<b>Appropriated Resources Not Allocated by Strategic Goal</b>	<b>458,884</b>	<b>355,893</b>
Office of the Inspector General	104,790	61,904
International Commissions	132,642	124,162
Buying Power Maintenance	0	0
Foreign Service National Separation Liability Trust Fund Payment	62,552	10,927
Foreign Service Retirement & Disability Fund	158,900	158,900
<b>Total Fee-Based Resources</b>	<b>1,937,233</b>	<b>2,461,254</b>
Border Security Program Fees	1,680,923	2,240,983
IT Central Fund (Expedited Passport Fees)	195,000	158,141
Other Fees	61,310	62,130
<b>Total Appropriated and Fee-Based Resources</b>	<b>17,375,682</b>	<b>15,231,476</b>
Note: FY 2011 Actual column excludes Overseas Contingency Operations (OCO) funding. OCO funding for FY 2012 is included in a separate table which follows.		

(\$ in thousands)

OCO	
New Strategic Goals	FY 2013 Request
<b>Appropriated Resources Allocated by Strategic Goal</b>	<b>4,361,646</b>
SG1: Counter threats to the United States and the international order, and advance civilian security around the world.	2,350,642
SG2: Effectively manage transitions in the frontline states.	1,409,823
SG3: Expand and sustain the ranks of prosperous, stable and democratic states by promoting effective, accountable, democratic governance; respect for human rights; sustainable, broad-based economic growth; and well-being.	58,050
SG4: Provide humanitarian assistance and support disaster mitigation.	77,750
SG5: Support American prosperity through economic diplomacy.	121,721
SG6: Advance U.S. interests and values through public diplomacy and programs that connect the United States and Americans to the world.	49,250
SG7: Build a 21 <sup>st</sup> Century workforce; and achieve U.S. government operational and consular efficiency and effectiveness, transparency and accountability; and a secure U.S. government presence internationally.	294,410

## PERFORMANCE OVERVIEW AND ANALYSIS

OCO	
Old Strategic Goals	FY 2012 Enacted
<b>Appropriated Resources Allocated by Strategic Goal<sup>3</sup></b>	<b>4,614,646</b>
SG1: Achieving Peace and Security	1,290,770
SG2: Governing Justly and Democratically	75,000
SG3: Investing in People	55,000
SG4: Provide humanitarian assistance and support disaster mitigation.	0
SG5: Providing Humanitarian Assistance	0
SG6: Promoting International Understanding	48,461
SG7: Strengthening Consular and Management Capabilities	3,145,415

---

<sup>3</sup> OCO funding for FY 2012 includes OIG-MERO, CSO, ESCM, and ECE.

## PERFORMANCE OVERVIEW AND ANALYSIS

### *State-USAID 2012-2013 Agency Priority Goals*

Under the leadership of Secretary Clinton, the Department of State and USAID have developed a new strategic approach to accomplishing their shared mission, focusing on robust diplomacy and development as central components to solving global problems. Per the GPRA Modernization Act 2010, State and USAID are submitting for OMB consideration eight outcome-focused agency priority goals (APGs) that reflect the Secretary's and USAID Administrator's highest priorities. These near-term goals advance the Joint Strategic Goals, reflect USAID and State strategic and budget priorities and will continue to be of particular focus for the two agencies through FY 2013.

The APGs are the next iteration of the federal High Priority Performance Goals (HPPGs) effort, for which State and USAID also identified eight joint 2010-2011 HPPGs. Results revealing the progress made toward achieving the HPPG's are noted in the performance section and on <http://goals.performance.gov/agency/dosusaid>. The APGs are listed below against the new joint State-USAID Strategic Goal Framework. Currently, there are no APGs reflected for Strategic Goals 1, 4 and 6. The table below is also featured in the CBJ for Foreign Operations, Vol. 2. Additional information for each APG has been provided per OMB Memorandum M-11-31.

Per the GPRA Modernization Act, 31 U.S.C. 1115(b)(10), requirement to address Federal Goals in the agency Strategic Plan and Annual Performance Plan, please refer to <http://performance.gov/> for information on Federal Priority Goals and the agency's contributions to those goals, where applicable.

#### *At-A-Glance: Agency Priority Goals (APGs), FY 2012-FY 2013\**

Agency Priority Goal (APG)	Goals
<b>Strategic Goal 2: Effectively manage transitions in the frontline states.</b>	
<b>Afghanistan</b>	<p><b>Goal:</b> With mutual accountability, assistance from the United States and the international community will continue to help improve the Government of the Islamic Republic of Afghanistan's (GIROA) capacity to meet its goals and maintain stability. Bonn Conference commitments call on GIROA to transition to a sustainable economy, namely improve revenue collection, increase the pace of economic reform, and instill a greater sense of accountability and transparency in all government operations. Strengthen Afghanistan's ability to maintain stability and development gains through transition. By September 30, 2013, U.S. Government assistance delivered will help the Afghan government increase domestic revenue level from sources such as customs and electrical tariffs from 10% to 12% of GDP.</p> <p><b>Goal Leaders:</b> <u>State:</u> Frank Ruggiero (SRAP/Afghanistan) <u>USAID:</u> Alex Thier (Assistant to the Administrator/Director, OAPA)</p> <p><b>The Department of State and USAID are undertaking the following internal programs to achieve the APG for Afghanistan:</b></p> <ul style="list-style-type: none"> <li>• The Economic Growth and Governance Initiative (EGGI)</li> <li>• Afghanistan Reconstruction Trust Fund (ARTF)</li> <li>• Afghanistan Civil Service Support</li> <li>• The Expanded Border Security and Related Programs Initiative</li> <li>• Counternarcotics Justice and Anti-Corruption Project</li> </ul> <p><b>The Department of State and USAID are collaborating with the following external agencies to provide economic and technical assistance:</b></p> <ul style="list-style-type: none"> <li>• Department of the Treasury</li> </ul>



## PERFORMANCE OVERVIEW AND ANALYSIS

	<ul style="list-style-type: none"> <li>• Department of Agriculture</li> <li>• Department of Commerce</li> <li>• Federal Aviation Administration</li> </ul>
<b>Strategic Goal 3: Expand and sustain the ranks of prosperous, stable and democratic states by promoting effective, accountable, democratic governance; respect for human rights; sustainable, broad-based economic growth; and well-being.</b>	
<b>Democracy, Good Governance, and Human Rights</b>	<p><b>Goal:</b> Advance progress toward sustained and consolidated democratic transitions in Egypt, Jordan, Lebanon, Morocco, Tunisia, Libya, Bahrain, Yemen, Iran, Syria, and West Bank/Gaza. By September 30, 2013, support continued progress toward or lay the foundations for transitions to accountable electoral democracies in 11 countries in the Middle East and North Africa (MENA) that respect civil and political liberties and human rights.</p> <p><b>Goal Leaders:</b> <u>State:</u> Mike Posner (Assistant Secretary, DRL) <u>USAID:</u> Sarah Mendelson (Deputy Assistant Administrator, DCHA)</p> <p><b>The Department of State and USAID are undertaking the following internal programs to achieve the APG for Democracy:</b></p> <ul style="list-style-type: none"> <li>• Middle East Partnership Initiative (MEPI)</li> <li>• Democracy, Human Rights, and Governance</li> </ul> <p><b>The Department of State and USAID are collaborating with the following external agencies to achieve the APG for Democracy:</b></p> <ul style="list-style-type: none"> <li>• The National Security Council</li> <li>• The Department of Justice’s International Criminal Investigative Training Assistance Program (ICITAP)</li> <li>• DOJ’s Office of Overseas Prosecutorial Development Assistance and Training (OPDAT)</li> <li>• The Department of Defense</li> <li>• The Department of Labor and the United States Trade Representative</li> <li>• The Millennium Challenge Corporation (MCC)</li> </ul>
<b>Climate Change</b>	<p><b>Goal:</b> Advance low emissions climate resilient development. Lay the groundwork for climate-resilient development, increased private sector investment in a low carbon economy, and meaningful reductions in national emissions trajectories through 2020 and the longer term. By the end of 2013, U.S. assistance to support the development and implementation of Low Emission Development Strategies (LEDS) will reach 20 countries (from a baseline of 0 in 2010). This assistance will be strategically targeted and will result in strengthened capacity for and measureable progress on developing and implementing LEDS by the end of the following year.</p> <p><b>Goal Leaders:</b> <u>State:</u> Todd Stern (Special Envoy for Climate Change) <u>USAID:</u> Kit Batten (Special Advisor, EGAT)</p> <p><b>The Department of State and USAID are undertaking the following internal programs to achieve the APG for Climate Change:</b></p> <ul style="list-style-type: none"> <li>• Forest Carbon, Markets &amp; Communities (FCMC)</li> <li>• Low Emission Asian Development (LEAD)</li> <li>• Analysis and Investment for Low Emission Growth (AILEG)</li> <li>• Mobilizing Private Sector Finance for Low Emission Development</li> <li>• Capacity building for GHG inventories</li> <li>• Technical support for global climate change, clean energy and low emission development</li> </ul> <p><b>The Department of State and USAID are collaborating with the following external agencies to achieve the APG for Climate Change:</b></p> <ul style="list-style-type: none"> <li>• Department of Energy</li> </ul>

## PERFORMANCE OVERVIEW AND ANALYSIS

	<ul style="list-style-type: none"> <li>• Environmental Protection Agency</li> <li>• U.S. Department of Agriculture</li> <li>• U.S. Forest Service</li> </ul>
<b>Food Security</b>	<p><b>Goal:</b> Increase food security in Feed the Future (FTF) initiative countries in order to reduce prevalence of poverty and malnutrition. By the end of FY 2013, agricultural profitability will improve, on average, by 15% among FTF beneficiary farmers, and one million children under age 2 will experience improved nutrition due to increased access to and utilization of nutritious foods (prevalence of receiving a minimum acceptable diet).</p>
	<p><b>Goal Leader:</b> <u>USAID:</u> Dr. Rajiv Shah (USAID Administrator)</p>
	<p><b>USAID is undertaking the following internal programs to achieve the APG for Food Security:</b></p> <ul style="list-style-type: none"> <li>• President’s Global Hunger and Food Security Initiative (Feed the Future (FTF))</li> <li>• Food for Peace (FFP)</li> </ul>
	<p><b>USAID is collaborating with the following external agencies to achieve the APG for Food Security:</b></p> <ul style="list-style-type: none"> <li>• Department of the Treasury</li> <li>• Department of Agriculture</li> <li>• Millennium Challenge Corporation</li> <li>• Peace Corps</li> <li>• Office of the U.S. Trade Representative</li> </ul>
<b>Global Health</b>	<p><b>Goal:</b> By the end of FY 2013, the Global Health Initiative will seek to improve the health of populations by supporting the creation of an AIDS-free generation, saving the lives of mothers and children, and protecting communities from infectious diseases through USAID- and State-supported programs. By September 30th, 2013, the Global Health Initiative (GHI) will support the creation of an AIDS-free generation, save the lives of mothers and children, and protect communities from infectious diseases by: a) decreasing incident HIV infections in the President’s Emergency Plan for AIDS Relief (PEPFAR)-supported Sub-Saharan African countries by more than 20%; b) reducing the all-cause mortality rate for children under five by 4.8% in USAID priority countries; c) increasing the percent of births attended by a skilled doctor, nurse, or midwife by 1.8% in USAID priority countries; and d) increasing the number of people no longer at risk for lymphatic filariasis by 75% in the target populations of USAID-assisted countries.</p>
	<p><b>Goal Leaders:</b> <u>State:</u> Eric Goosby (S/GAC) <u>USAID:</u> Ariel Pablos-Mendez (GH/AA)</p>
	<p><b>The Department of State and USAID are undertaking the following five programs to achieve the APG for Global Health:</b></p> <ul style="list-style-type: none"> <li>• HIV/AIDS</li> <li>• Maternal Health and Child Health</li> <li>• Family Planning and Reproductive Health</li> <li>• Malaria</li> <li>• Other Public Health Threats</li> </ul>
<b>Strategic Goal 5: Support American prosperity through economic diplomacy.</b>	
<b>Economic Statecraft</b>	<p><b>Goal:</b> Through our more than 200 diplomatic missions overseas, the Department of State will promote U.S. exports in order to help create opportunities for U.S. businesses. By September 30, 2013, our diplomatic missions overseas will increase the number of market-oriented economic and commercial policy activities and accomplishments by 15 percent.</p>
	<p><b>Goal Leader:</b> <u>State:</u> Robert Hormats (Under Secretary, EB)</p>
	<p><b>The Bureau of Economic and Business Affairs (EB) is undertaking the following</b></p>

## PERFORMANCE OVERVIEW AND ANALYSIS

	<p><b>internal programs to achieve the APG for Economic Statecraft:</b></p> <ul style="list-style-type: none"> <li>• Trade</li> <li>• Investment</li> <li>• Business promotion</li> <li>• Entrepreneurship programs</li> <li>• Business outreach</li> </ul> <p><b>EB is collaborating with the following external agencies to achieve the APG for Economic Statecraft:</b></p> <ul style="list-style-type: none"> <li>• Department of Commerce</li> <li>• Department of the Treasury</li> <li>• Department of Transportation</li> <li>• USAID</li> <li>• World Trade Organization</li> <li>• Organization for Economic Co-operation and Development</li> </ul>
<p><b>Strategic Goal 7: Build a 21<sup>st</sup> Century workforce; and achieve U.S. government operational and consular efficiency and effectiveness, transparency and accountability; and a secure US government presence internationally.</b></p>	
<p><b>Management</b></p>	<p><b>Goal:</b> Strengthen diplomacy and development by leading through civilian power. By September 30, 2013, the State Department and USAID will reduce vacancies in high priority positions overseas to 0% and 10 % respectively and will reduce instances of employees not meeting language standards to 24% and 10% respectively.</p> <p><b>Goal Leaders:</b> <u>State:</u> Steve A. Browning (Acting Director General of the Foreign Service) <u>USAID:</u> Sean Carroll (Chief Operating Officer)</p> <p><b>The Department State and USAID are undertaking the following internal programs to achieve the APG for Management:</b></p> <ul style="list-style-type: none"> <li>• Service Recognition Packages for people assigned to Afghanistan, Iraq and Pakistan</li> <li>• Linked assignments for Afghanistan, Iraq and Pakistan</li> <li>• Civil Service Limited Non-Career Appointments (LNAs) for hard-to-fill positions in Afghanistan, Iraq and Pakistan</li> <li>• Consular Affairs LNA Program for China and Brazil</li> <li>• FSI Language Training</li> </ul> <p><b>The Department of State and USAID are collaborating with the following external agencies to achieve the APG for Management:</b></p> <ul style="list-style-type: none"> <li>• U.S. military</li> <li>• National security partners</li> </ul>
<p><b>Procurement Management/Local Development Partners</b></p>	<p><b>Goal:</b> Strengthen local civil society and private sector capacity to improve aid effectiveness and sustainability, by working closely with our implementing partners on capacity building and local grant and contract allocations. By September 30, 2013, USAID will expand local development partners from 746 to 1200.</p> <p><b>Goal Leader:</b> <u>USAID:</u> Lisa Gomer (General Counsel)</p> <p><b>USAID is undertaking the following internal programs to achieve the APG for Procurement:</b></p> <ul style="list-style-type: none"> <li>• Development Grants Program</li> </ul>

*\*As of February 2, 2012, these goals are also reflected in the FY 2013 Executive Budget Summary*

## PERFORMANCE OVERVIEW AND ANALYSIS

### ***STATE-USAID HIGH PRIORITY PERFORMANCE GOALS***

For the fiscal years 2010-2011, the Department of State and USAID selected eight outcome – focused high priority performance goals (HPPG’s) that reflected the Secretary’s and USAID Administrator’s highest priorities. The HPPGs reflected the agencies’ strategic priorities under the previous Joint Strategic Framework (for more information, see the Budget and Performance Summary (Summary) section of this document). In the table below, key results are highlighted to demonstrate the progress achieved since the creation of the HPPGs. The HPPGs have been closed out and archived on Performance.gov in order to launch the new set of Agency Priority Goals described in the Summary. A more comprehensive list of results for the HPPG’s is available at <http://goals.performance.gov/agency/dosusaid>.

#### ***At-A-Glance: High Priority Performance Goals (HPPGs), FY 2010-FY 2011-Results***

<b>Strategic Goal 1: Achieving Peace and Security</b>	
<b>HPPG: Afghanistan and Pakistan</b>	See Stabilization Strategy, Feb 2010 <a href="http://www.state.gov/documents/organization/135728.pdf">http://www.state.gov/documents/organization/135728.pdf</a> <sup>[2]</sup> .
<b>HPPG: Iraq</b>	A Sovereign, Stable, and Self-Reliant Iraq <sup>[2]</sup> .
<b>HPPG: Global Security—Nuclear Nonproliferation</b>	Improve global controls to prevent the spread of nuclear weapons and enable the secure, peaceful use of nuclear energy.
<b><u>Results</u></b>	<ul style="list-style-type: none"> <li>• Within a few months of the 2010 Nuclear Security Summit, 11 countries fulfilled 12 pledges to prevent terrorists, criminals, and proliferators from acquiring nuclear materials. Twenty-one states made 41 longer-range pledges; as of the end of 2011, 26 have been fulfilled, four more are very close to being fulfilled, and four more are on track to being fulfilled, as anticipated, in 2012 or 2013.</li> <li>• Four additional countries have become full participants in the new international framework for civil nuclear cooperation.</li> </ul>
<b>Strategic Goal 2: Governing Justly and Democratically</b>	
<b>HPPG: Democracy, Good Governance, &amp; Human Rights</b>	To promote greater adherence to universal standards of human rights, strengthen democratic institutions, and facilitate accountable governance through diplomacy and assistance, by supporting activists in 14 authoritarian and closed societies and by providing training assistance to 120,000 civil society and government officials in 23 priority emerging and consolidating democracies between October 1, 2009 and September 30, 2011.

<sup>[2]</sup> The results for AF/PAK/Iraq are not included due to the sensitive nature of the information.

## PERFORMANCE OVERVIEW AND ANALYSIS

<b><u>Results</u></b>	<ul style="list-style-type: none"> <li>• The Department has provided training to more than 5,100 civil society activists on digital safety techniques, more than a two-fold increase from the original projected target.</li> <li>• Since October 2009, Department of State, USAID, and their partners trained 525,639 government officials, law professionals, NGO affiliates, journalists, and election observers, which is significantly more than the original target of 100,795. Final counts will not be available until January 2012.</li> </ul>
<b>Strategic Goal 3: Investing in People</b>	
<b>HPPG: Global Health</b>	By 2011, countries receiving health assistance will better address priority health needs of women and children, with progress measured by USG and UNICEF-collected data and indicators. Longer term, by 2015, the Global Health Initiative aims to reduce mortality of mothers and children under five, saving millions of lives, avert millions of unintended pregnancies, prevent millions of new HIV infections, and eliminate some neglected tropical diseases.
<b><u>Results</u></b>	<ul style="list-style-type: none"> <li>• During FY2010-FY2011, targets for the procurement of malaria rapid diagnostic test kits were exceeded in five out of eight quarters.</li> <li>• The HIV/AIDS component of the FY2010-FY2011 High Priority Performance Goal for Global Health focused on the prevention of mother-to-child transmission. With results reported semi-annually, targets for FY2010 Q2, and FY2010 Q4 were exceeded.</li> </ul>
<b>Strategic Goal 4: Promoting Economic Growth and Prosperity</b>	
<b>HPPG: Climate Change</b>	By June 30, 2012, U.S. assistance will have supported the establishment of at least 12 work programs to support the development of Low Emission Development Strategies (LEDS), with this support expanding to 20 countries in 2013. By the end of fiscal year 2014, U.S. assistance will result in strengthened capacity and measurable progress on LEDS, laying the groundwork for climate resilient development and meaningful reductions in national emissions trajectories through 2020 and longer term.
<b><u>Results</u></b>	<ul style="list-style-type: none"> <li>• By the end of FY 2011, the U.S. Government was partnering with eight countries, and three others had expressed interest in partnering. Interagency teams conducted scoping assessments for Low Emission Development Strategies (LEDS) in six partner countries, with additional assessments planned in early FY 2012.</li> <li>• The U.S. Government signed formal Enhancing Capacity for Low Emission Development Strategies cooperation agreements with the governments of Costa Rica and Bangladesh, meeting a key Priority Goal benchmark for FY 2011.</li> </ul>
<b>HPPG: Food Security</b>	By the end of FY 2011, up to five countries will demonstrate the necessary political commitment and implementation capacities to effectively launch implementation of comprehensive food security plans that will track progress towards the country's Millennium Development Goal (MDG1) to halve poverty and hunger by 2015.

## PERFORMANCE OVERVIEW AND ANALYSIS

<b><u>Results</u></b>	<ul style="list-style-type: none"> <li>• The inter-agency reviewed and approved 21 country and regional Feed The Future (FTF) multi-year strategies which exceeded the planned target of 16 strategies.</li> <li>• More than half of FTF focus countries have undertaken household livelihood surveys within their target areas to track income and nutritional change as a direct and indirect result of FTF investments.</li> </ul>
<b>Strategic Goal 7: Strengthening Consular and Management Capabilities</b>	
<b>HPPG: Management— Building Civilian Capacity</b>	Strengthen the civilian capacity of the State Department and USAID to conduct diplomacy and development activities in support of the Nation’s foreign policy goals by strategic management of personnel, effective skills training, and targeted hiring.
<b><u>Results</u></b>	<ul style="list-style-type: none"> <li>• Quarter 4 (Q4), the State Department reached 100% of its hiring goal and increased the fill rate for Language Designated Positions (LDP).</li> <li>• USAID met its Q4 target of 100% progress toward annual Foreign Service hiring goals and reduced overseas vacancy rates to 16%.</li> </ul>

### *Program Evaluation at the Department of State*

Program evaluation is an essential component to implementing diplomatic and development programs and initiatives. Evaluations allow project managers to better understand their programs and give policy makers a tool to assess the capacity of a particular program or sector.

The Department and USAID have partnered to develop and implement new evaluation policies, guidelines and procedures to support both agencies' evaluation and performance management strategies. Under the aegis of the Quadrennial Diplomacy and Development Review (QDDR), the two agencies are collaborating on activities to promote and sustain evaluation as a management tool. In October 2010, the Department of State approved a new program evaluation policy, supporting OMB's government-wide initiative to strengthen Federal agencies' capacity to evaluate their programs. This policy was an important milestone in improving agency evaluation capacity at State and more effectively incorporating evaluation as an agency management practice. The policy supports OMB efforts to work with agencies on the development of evaluation plans and to incorporate program evaluation as a core element of program management. As part of efforts to implement key QDDR recommendations, the Department has revised its evaluation policy to strengthen evaluation’s connection to agency strategic planning, performance management and budget formulation processes. The revised policy incorporates best practices and international standards in evaluation and criteria to facilitate the evaluation of programs, projects and activities funded with State Operations and Foreign Assistance funding.

In January 2011, USAID issued a new Agency Evaluation Policy that sets ambitious standards for high-quality evaluation of USAID projects and programs. The Department of State’s revised evaluation policy adopts these same quality standards. These include the following: (1) promoting independence of evaluations to mitigate bias by using external experts to lead evaluation teams; (2) applying methods most appropriate to answering key evaluation questions in such a way that the findings can be reproduced by others using the same methods; (3) where appropriate, conducting impact evaluations using experimental and quasi-experimental methods to measure the magnitude of change attributable to a given intervention; and (4) increasing the transparency and accessibility of evaluation findings and reports. Under the

## PERFORMANCE OVERVIEW AND ANALYSIS

Department's revised policy, evaluation is now required for all large projects, programs, and activities. The Department's evaluation policy is available at <http://www.state.gov/s/d/rm/rls/fs/2011/163299.htm>

Following is information on evaluations initiated or completed in FY 2011 of State Operations-funded programs, projects, activities, and initiatives.

Bureau	Program/Project Name	Program/Project Objective	Evaluation/Research Questions
Arms Control, Verification, and Compliance	Verification Fund	To preserve critical verification assets and to promote the development of new technologies that support the verification of, and compliance with, arms control, nonproliferation, and disarmament agreements or commitments. The intent of the Verification Fund is to influence rather than replace or duplicate activities elsewhere, and therefore its resources are, by design, modest relative to the scope of its mission.	Assessors rated each program in accordance with the following factors: 1) Innovation; 2) Impact; 3) Influence; 4) Supplemental Funding; 5) Promotes transition; 6) Meets Gaps; and 7) Ratings.
Bureau	Program/Project Name	Program/Project Objective	Evaluation/Research Questions
Conflict Stabilization Operations	Interagency Conflict Assessment Framework (ICAF)	To collaboratively build a shared systematic understanding across the interagency of factors driving or mitigating conflict in a country or region, and to prepare for interagency planning for conflict prevention, mitigation and stabilization.	This Evaluation permits a more extensive analysis of how ICAF applications have been implemented and the contexts in which they affected their impacts. It also asks about issues such as facilitation techniques, time management, field data collection training and execution. Because impact is difficult to evaluate using a participant survey alone, the plan is to supplement the survey with in-depth studies of impact on a small number of embassies or other government entities.
Educational & Cultural Affairs	A Gender Assessment of Select 5 ECA Programs	All of these 5 ECA programs have unique objectives, however the evaluation is focused solely on professional development objectives, as specified by each program (for example, one is for teachers, another for businesspeople, another for parliamentarians, etc.)	Do men and women participants have different expectations/goals for participating in an ECA program? Are there differences in how men and women participants experience the program (while in the US or overseas)? What program knowledge, learning, or skills did women and men participants find particularly useful? Was there a

## PERFORMANCE OVERVIEW AND ANALYSIS

			difference? What new or different professional opportunities are now available to women and men, which they would attribute to participation in the program?
Educational & Cultural Affairs	English Language Specialist Program; E-Teacher Scholarship Program; Fulbright ETA program	This evaluation includes 3 separate programs. The Specialist program increases in-country Eng Lang teaching capacity. The E-Teacher program increases teaching skills of Eng Lang Teachers. The ETA program supports and deepens Eng language learning in classrooms, as well as understanding of US culture and society	How have ELS collaborated with universities abroad? How did teachers apply what they learned? How have English teachers applied what they learned in the E-Teacher Program, in their classes and schools? In what ways does the ETA Program facilitate or provide opportunities for shared learning? How did host country teachers gain from having an English language teaching assistant in their classrooms?
Bureau	Program/Project Name	Program/Project Objective	Evaluation/Research Questions
Educational & Cultural Affairs	Evaluation of Hubert H. Humphrey Fellowship Program in 3 sectors	The Humphrey Program fosters and strengthens the professional development of experienced mid-career professionals in critical fields. Each year, Humphrey Fellows are selected from designated countries to participate in programs designed to meet the development needs of those countries. In this evaluation, we are looking at objectives relevant to the three sectors.	What knowledge, learning and skills have Fellows gained? How have Fellows applied these in their specific fields of study? What leadership roles do they have? How have Fellows supported internal organizational or institutional development in these fields? How have Fellows applied their knowledge to issues of common concern to their countries and the US?
International Information Programs	U.S. Embassy Jakarta, @america	Located in a commercial shopping center in central Jakarta, @america is designed to attract young Indonesians aged 15-30 and engage them in new and interesting ways on topics relating to the United States.	Review of content, design and implementation of @america as a pilot project.



# PERFORMANCE OVERVIEW AND ANALYSIS

## *Management Challenges*

In FY 2010, the Department's Office of the Inspector General (OIG) and the Government Accountability Office (GAO) identified challenges in the areas of contracting and procurement, coordinating and overseeing foreign assistance, human resources, public diplomacy, protection of people and facilities, information security, financial management, counterterrorism and border security, and transitioning from a military to a civilian presence in Iraq. In response to OIG and GAO recommendations, the Department promptly took corrective actions. Information can be found on pages 11-13 of the FY2010 *Joint Summary of Performance and Financial information* at the following website, <http://www.state.gov/s/d/rm/c6113.htm>. FY 2011 Management Challenges are identified by OIG on pages 139-146 in the Department's FY 2011 Agency Financial Report. To view, see: <http://www.state.gov/s/d/rm/rls/perfrpt/2011/index.htm>.

## *Discontinued Indicators*

In line with the QDDR recommendations, the Department of State and USAID have set out to better integrate planning and budgeting. To that end, the Department will attempt to capture a greater representation of indicators across Bureaus for forthcoming performance plans and attempt to minimize discontinuation of established indicators. For FY 2011, due to the changes to its strategic goals, the inclusion of evaluation into State's programs, an effort to improve quality, and an increase in linking indicators to resource allocations, the following listed 28 indicators with performance data are proposed for discontinuation in the FY 2011 Annual Performance Report. To view actual performance for every discontinued indicator, see: <http://www.state.gov/documents/organization/181696.pdf>. There are 28 indicators proposed for discontinuation: five from Strategic Goal 1, ten from Strategic Goal 3, one from Strategic Goal 4, one from Strategic Goal 5, two from Strategic Goal 6, and nine from Strategic Goal 7.

<b>Discontinued within Strategic Goal 1: Counter threats to the United States and the international order, and advance civilian security around the world</b>
Average rating denoting degree to which all United Nations peacekeeping missions funded through the contributions for International Peacekeeping Activities Account (CIPA) achieve US Government objectives stated in the department's Congressional Budget Justification for the corresponding fiscal year.
Number of bilateral and multilateral joint military exercises in the Near East region.
Numeric assessment of Sudan in Failed States Index created by the Fund for Peace.
Political Stability, Rule of Law and Control of Corruption in Yemen, as measured by the World Bank Governance Indicators.
Regional cooperation in law enforcement between South and Central Asia increases, particularly in cases involving illicit cross-border transit of goods, drugs, criminals, terrorists and weapons of mass destruction.

## PERFORMANCE OVERVIEW AND ANALYSIS

### Discontinued within Strategic Goal 3: Expand and sustain the ranks of prosperous, stable and democratic states by promoting effective, accountable, democratic governance; respect for human rights; sustainable, broad-based economic growth; and well-being

Ability of civil society organizations, including faith-based and workers' rights organizations, trade unions, and NGOs, to operate despite restrictions and with minimal government interference.

Improved democratic governance including improved elections, held on schedule at multiple levels of government within the next five years where the opposition are able to campaign without being subject to harassment and which take place with a full range of domestic and international observers.

Level of corruption in China as measured by the World Bank's Control of Corruption percentile rank.

Level of Government Effectiveness and Control of Corruption in Afghanistan as measured by the World Bank's Government Effectiveness (GE) and Control of Corruption (CC) governance scores.

Number of countries that meet criteria for Food Security Phase 2 funding

Number of work programs established by partner economies leading to completion of 20 Low Emission Development Strategies that contain concrete actions by 2013.

Progress in negotiating and implementing an agreement to reduce global greenhouse gas emissions and avoid dangerous human interference with the climate system as demonstrated by key negotiation milestones and status of 2020 action commitments by the major economies.

Progress in political rights as measured by the percentage of non-democratic countries and countries undergoing democratic transitions that improved by at least one point from the prior year according to the Political Rights dimension of Freedom House's Freedom of the World ratings.

Progress on implementing good governance reforms as measured by the percentage of non-democratic countries and countries undergoing democratic transitions that improved by at least 0.1 points from the prior year according to average ratings from the World Bank Governance indicators.

Status of efforts to negotiate and operationalize an agreed international approach to climate change for the post-2012 period.

### Discontinued within Strategic Goal 4: Provide humanitarian assistance and support disaster mitigation

Percentage of internally displaced persons and refugee returnees surveyed who responded that they feel safe in their location of return.

### Discontinued within Strategic Goal 5: Support American prosperity through economic diplomacy

Energy consumption per capita in OECD countries measured in million British Thermal Units (BTUs).

### Discontinued within Strategic Goal 6: Advance U.S. interests and universal values through public diplomacy and programs that connect the United States and Americans to the world

Level of outreach to key Arab media outlets, as measured by the number of interviews given by U.S. officials.

The number of ECA alumni who are registered members of the Alumni Affairs web community.

## PERFORMANCE OVERVIEW AND ANALYSIS

<b>Discontinued within Strategic Goal 7: Build a 21st century workforce; and achieve U.S. government operational and consular efficiency and effectiveness, transparency and accountability; and a secure U.S. government presence internationally</b>
Accuracy of the adjudication process as measured by the percentage of audited passport issuances found to have a high likelihood of Issuance in Error (IIE)
Vacancy rate for overseas and domestic Foreign Service positions
Percent of language designated positions in priority languages filled by employees who meet or exceed the language requirements.
Percent of medical reviews and clearances completed within 30 days.
Percentage of all valid visas that meet current biometric standards.
Percentage of major management systems integrated into the Enterprise Data Warehouse (EDW).
Percentage of United Nations Specialized Agencies funded by the Contributions for International Organizations account (FAO, IAEA, ICAO, ILO, IMO, ITU, UNESCO, UPU, WHO, WIPO, and WMO) that have demonstrated progress on 5 or more goals of the United Nations Transparency and Accountability Initiative.
Ratio of Change between Cost/Seat and Rent, expressed as a factor.
Status of Domestic Facility Greening at the Department of State.