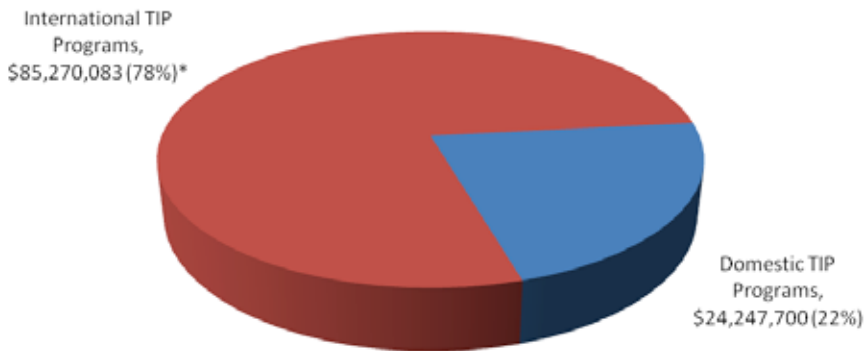




# U.S. GOVERNMENT ANTI-TRAFFICKING IN PERSONS PROGRAM FUNDING

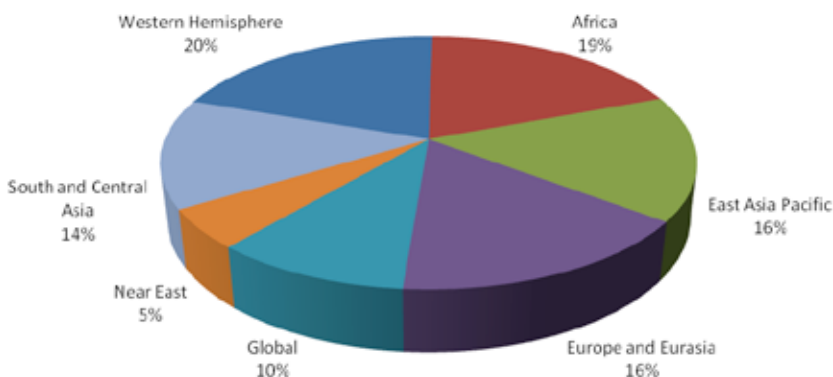
## Total U.S. Government Anti-Trafficking in Persons Program Funding Obligated in FY 2010



The first pie chart shows the ratio between domestic and international U.S. Government anti-trafficking in persons program funding obligated for Fiscal Year 2010. There were over 90 domestic anti-trafficking in persons programs funded in Fiscal Year 2010, representing \$24,247,700 or 22 percent of the total amount. There were approximately 175 international anti-trafficking in persons programs benefiting over 80 countries funded in Fiscal Year 2010, representing 78 percent, or \$85,270,083 of the total amount. Overall funding totaled \$109,517,783.

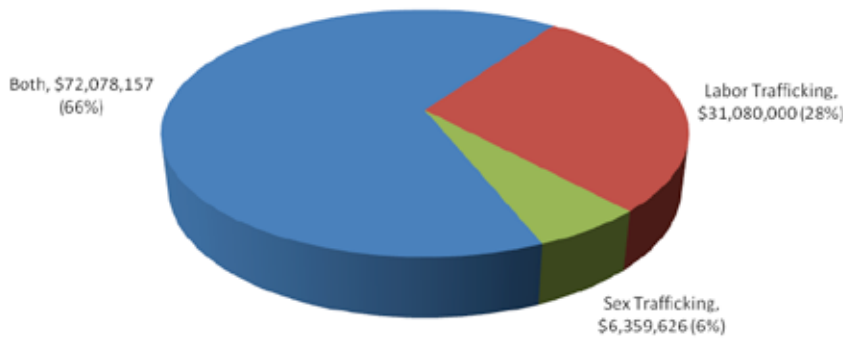
\* Please note that the total figure for international TIP programs may be overstated as it includes DOL anti-trafficking in persons programs, which primarily address trafficking as one of the worst forms of child labor. Such programs include stand alone TIP projects, but many include multi-faceted projects to address other worst forms of child labor in addition to trafficking. In these projects, the funds cannot be disaggregated.

## Total U.S. Government Anti-Trafficking in Persons International Program Funding Obligated in Fiscal Year 2010, by Region



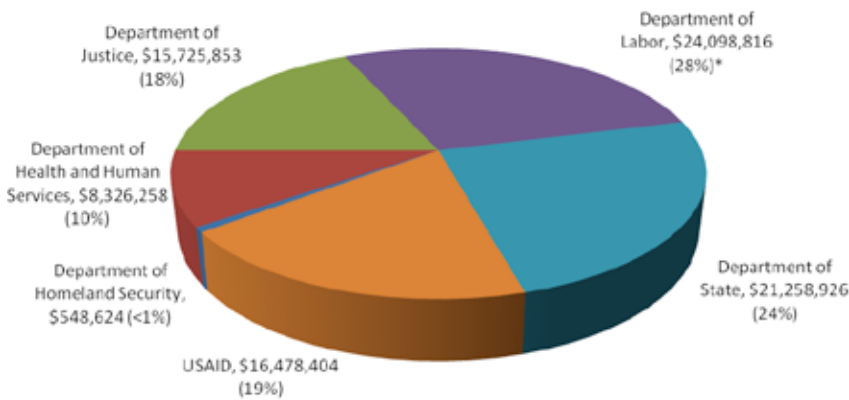
This pie chart shows Fiscal Year 2010 anti-trafficking in persons international program funding (totaling \$85,270,083) by region: 20 percent of all programs were funded in the Western Hemisphere; 19 percent in Africa; 16 percent in East Asia and the Pacific; 16 percent in Europe and Eurasia; 5 percent in the Near East; 14 percent in South and Central Asia; and, 10 percent of all international anti-TIP programs were global or multi-regional in nature.

### U.S. Government Anti-Trafficking in Persons Program Funding Obligated in FY 2010, by Type of Trafficking



U.S. Government anti-trafficking in persons programs may focus on combating a particular type of trafficking. This pie chart depicts U.S. Government anti-trafficking in persons program funding (totaling \$109,517,783) by type of trafficking: a total of 239 programs representing 66 percent of all program funding focused on combating both labor and sex trafficking; 15 programs representing 28 percent of program funding focused on labor trafficking; and 17 programs representing 6 percent of program funding focused on sex trafficking.

### U.S. Government Anti-Trafficking in Persons FY 2010 Program Funding Obligated in Fiscal Year 2010, by Agency



Several U.S. Government agencies fund anti-trafficking in persons programs. This pie chart shows the breakdown in total FY2010 funds obligated in FY2010 for each U.S. Government agency. The breakdown is as follows: 28 percent from the Department of Labor; 24 percent from the Department of State; 10 percent from Health and Human Services; 19 percent from the United States Agency for International Development; 18 percent from the Department of Justice; and <1 percent from the Department of Homeland Security. The total for all funds obligated in FY2010 was \$109,517,783, a figure which includes obligated funds appropriated in prior fiscal years. The chart above reflects only FY10 funding obligated in Fiscal Year 2010.

\* Please note that DOL's anti-trafficking in persons programs primarily address trafficking as one of the worst forms of child labor. Such programs include stand alone TIP projects, but many include multi-faceted projects to address other worst forms of child labor in addition to trafficking. In these projects, the funds cannot be disaggregated.