

BOWHEAD WHALE (*Balaena mysticetus*): Western Arctic Stock

STOCK DEFINITION AND GEOGRAPHIC RANGE

Western Arctic bowhead whales are distributed in seasonally ice-covered waters of the Arctic and near-Arctic, generally north of 60°N and south of 75°N in the western Arctic Basin (Braham 1984, Moore and Reeves 1993). For management purposes, five stocks of bowhead whales have been recognized by the International Whaling Commission (IWC 1992). Small stocks occur in the Sea of Okhotsk, Davis Strait, Hudson Bay, and the offshore waters of Spitsbergen. These small bowhead stocks are comprised of only a few tens to a few hundreds of individuals (Shelden and Rugh 1995, Zeh et al. 1993). The largest population, and the only stock that is found within U. S. waters, is the Western Arctic stock (Figs. 43 and 44), also known as the Bering-Chukchi-Beaufort stock (Rugh et al. 2003) or Bering Sea stock (Burns et al. 1993). The majority of the Western Arctic stock migrates annually from wintering areas (November to March) in the northern Bering Sea, through the Chukchi Sea in the spring (March through June), to the Beaufort Sea (Fig. 43) where they spend much of the summer (mid-May through September) before returning again to the Bering Sea (Fig. 44) in the fall (September through November) to overwinter (Braham et al. 1980, Moore and Reeves 1993). Most of the year, bowhead whales are closely associated with sea ice (Moore and Reeves 1993). The bowhead spring migration follows fractures in the sea ice around the coast of Alaska, generally in the shear zone between the shorefast ice and the mobile pack ice. During the summer most of the population is in relatively ice-free waters in the southern Beaufort Sea, an area often exposed to industrial activity related to petroleum exploration and extraction (e.g., Richardson et al. 1987, Davies 1997). During the autumn migration, bowheads select shelf waters in all but “heavy ice” conditions, when they select slope habitat (Moore 2000). Sightings of bowhead whales do occur in the summer near Barrow (Moore 1992, Moore and DeMaster 2000) and are consistent with suggestions that certain areas near Barrow are important feeding grounds (Lowry et al. 2004). Some bowheads are found in the

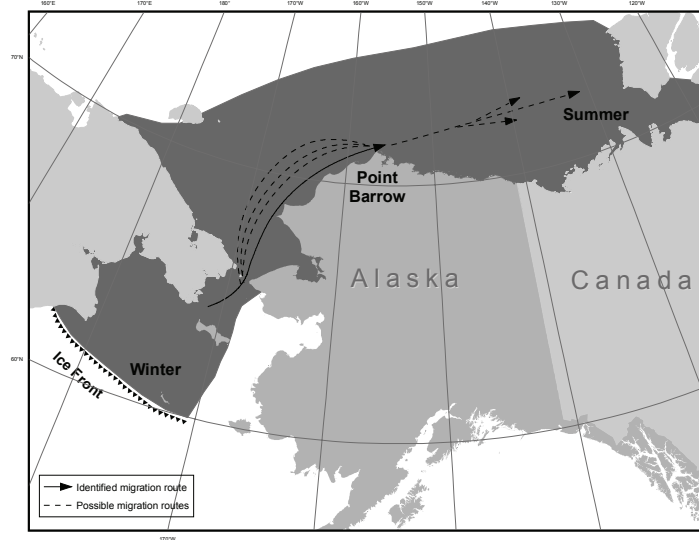


Figure 43. Shaded areas depict the approximate distribution. Spring migration of bowhead whales follows a route from the Bering Sea to the Beaufort Sea, mostly along a coastal tangent that constricts somewhat as it goes east past Point Barrow.

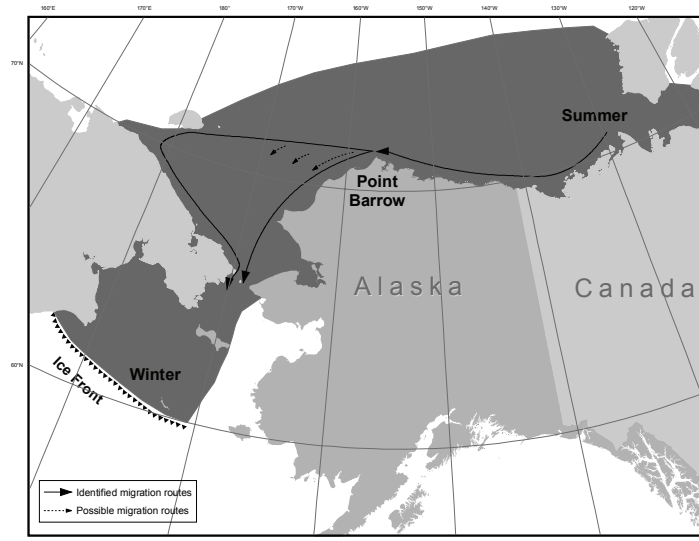


Figure 44. Shaded areas depict the approximate distribution. Fall migration of bowhead whales is represented here by schematic arrows showing generalized routes used to travel from the Beaufort Sea (summering area) to the Bering Sea (wintering area).

Chukchi and Bering Seas in summer, and these are thought to be a part of the expanding Western Arctic stock (Rugh et al. 2003). However, more research needs to be done to determine whether or not there are substocks within the Western Arctic stock (IWC 2004).

POPULATION SIZE

All stocks of bowhead whales were severely depleted during intense commercial whaling prior to the 20th century, starting in the early 16th century near Labrador (Ross 1993) and spreading to the Bering Sea in the mid-19th century (Braham 1984, Bockstoce and Burns 1993). Woodby and Botkin (1993) summarized previous efforts to approximate how many bowheads there were prior to the onset of commercial whaling. They reported a minimum worldwide population estimate of 50,000, with 10,400-23,000 in the Western Arctic stock (dropping to less than 3,000 at the end of commercial whaling).

Since 1978, systematic counts of bowhead whales have been conducted from sites on sea ice north of Point Barrow during the whales' spring migration (Krogman et al. 1989). These counts have been corrected for whales missed due to distance offshore (through acoustical methods, described in Clark et al. 1994), whales missed when no watch was in effect, and whales missed during a watch (estimated as a function of visibility, number of observers, and distance offshore; Zeh et al. 1993). A summary of the resulting abundance estimates is provided in Table 41 and Figure 45. However, these estimates of abundance have not been corrected for a small portion of the population that may not migrate past Point Barrow during the period when counts are made.

Aerial photo-identification of bowhead whales photographed in 1985 and 1986 and a capture-recapture analytical approach provided estimates of 4,719 (95% CI = 2,382-9,343) to 7,022 (95% CI = 4,701-12,561), depending on the model used (daSilva et al. 2000). These population estimates and their associated error ranges are comparable to the estimates obtained from the combined ice-based visual and acoustic data for 1985 (5,762) and 1986 (8,917). This study does demonstrate that the use of aerial photo-identification to estimate a population size for bowhead whales provides a reasonable alternative to the traditional ice-based census and acoustic techniques.

Table 41. Summary of population abundance estimates for the western Arctic stock of bowhead whales. The historical estimates were made by back-projecting using a simple recruitment model. All other estimates were developed by corrected ice-based census counts. Historical estimates are from Woodby and Botkin (1993); 1978-2001 estimates are from Zeh and Punt (2004).

Year	Abundance estimate (CV)	Year	Abundance estimate (CV)
Historical estimate	10,400-23,000	1985	5,762 (0.253)
End of commercial whaling	1000-3000	1986	8,917 (0.215)
1978	4,765 (0.305)	1987	5,298 (0.327)
1980	3,885 (0.343)	1988	6,928 (0.120)
1981	4,467 (0.273)	1993	8,167 (0.017)
1982	7,395 (0.281)	2001	10,545 (0.128)
1983	6,573 (0.345)		

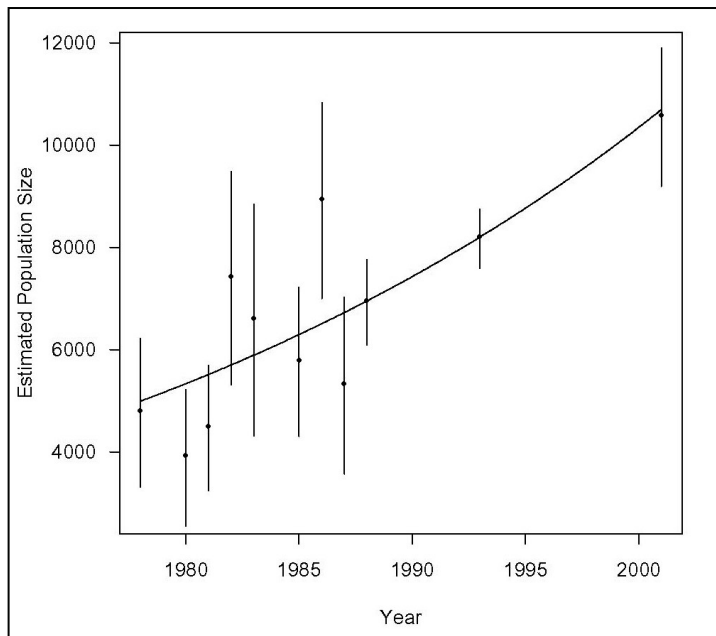


Figure 45. Population abundance estimates for the western Arctic stock of bowhead whales, 1977-2001 (George et al. 2004).

Minimum Population Estimate

The minimum population estimate (N_{MIN}) for this stock is calculated from Equation 1 from the PBR Guidelines (Wade and Angliss 1997): $N_{MIN} = N/\exp(0.842 \times [\ln(1 + [CV(N)]^2)]^{1/2})$. Using the most recent population estimate (N) of 10,545 and its associated CV(N) of 0.128, N_{MIN} for the Western Arctic stock of bowhead whales is 9,472.

Current Population Trend

Raferly et al. (1995) reported the Western Arctic stock of bowhead whales increased at a rate of 3.1% (95% CI = 1.4-4.7%) from 1978 to 1993, during which time abundance increased from approximately 5,000 to approximately 8,000 whales. This rate of increase takes into account whales that passed beyond the viewing range of the ice-based observers. The inclusion of the estimate for 2001 results in a rate of increase of 3.5% (95% CI: 2.2 to 4.9%; Brandon and Wade 2004) or 3.4% (95% CI: 1.7 to 5% George et al. 2004), similar to previous estimates. The count of 121 calves during the 2001 census was the highest yet recorded and, was likely caused by a combination of variable recruitment and the large population size (George et al. 2004). This provides corroborating evidence for a healthy and increasing population.

CURRENT AND MAXIMUM NET PRODUCTIVITY RATES

The current estimate for the rate of increase for this stock of bowhead whales (3.3%) should not be used as an estimate of (R_{MAX}) because the population is currently being harvested and because the population has recovered to population levels where the growth is expected to be significantly less than R_{MAX} . It is recommended that the cetacean maximum theoretical net productivity rate (R_{MAX}) of 4% be employed for the Western Arctic stock of bowhead whale (Wade and Angliss 1997).

POTENTIAL BIOLOGICAL REMOVAL

Under the 1994 reauthorized Marine Mammal Protection Act (MMPA), the potential biological removal (PBR) level is defined as the product of the minimum population estimate, one-half the maximum theoretical net productivity rate, and a recovery factor: $PBR = N_{MIN} \times 0.5R_{MAX} \times F_R$. The recovery factor (F_R) for this stock is 0.5 rather than the default value of 0.1 for endangered species because population levels are increasing in the presence of a known take (see guidelines Wade and Angliss 1997). Thus, $PBR = 95$ animals ($9,472 \times 0.02 \times 0.5$). The development of a PBR level for the Western Arctic bowhead stock is required by the MMPA even though the subsistence harvest is managed under the authority of the International Whaling Commission (IWC). Accordingly, the IWC bowhead whale quota takes precedence over the PBR estimate for the purpose of managing the Alaska Native subsistence harvest from this stock. For 2002-07, a block quota of 280 bowhead strikes will be allowed, of which 67 (plus up to 15 unharvested in the previous year) could be taken each year. This quota includes an allowance of 5 animals to be taken by Chukotka Natives in Russia.

ANNUAL HUMAN-CAUSED MORTALITY AND SERIOUS INJURY

Fisheries Information

Several cases of rope or net entanglement have been reported from whales taken in the subsistence hunt, including those summarized in Table 42 (Philo et al. 1993). Further, preliminary counts of similar observations based on reexamination of bowhead harvest records indicate entanglements or scarring attributed to ropes may include over 20 cases (Craig George, Department of Wildlife Management, North Slope Borough, pers. comm.). There are no observer program records of bowhead whale mortality incidental to commercial fisheries in Alaska.

Some bowhead whales have had interactions with crab pot gear (Table 42), one in 1993 and one in 1999. The average rate of entanglement in crab pot gear for 1999-2003 is 0.2.

Table 42. Reported scarring of bowhead whales attributed to entanglement in ropes and ship strikes and description of observations collected during subsistence harvests in Alaska since 1978 (Philo et al. 1993; * D. Rugh, personal communication, National Marine Fisheries Service; ** C. George, personal communication, North Slope Borough).

Year	Number of whales	Location	Description
1978	1	Wainwright	6 scars on caudal peduncle
1986	1	Kaktovik	Scars on caudal peduncle and anterior margin of flukes
1989	1	Barrow	12 scars on ridges of caudal peduncle

Year	Number of whales	Location	Description
1989	1	south of Gambell	Rope wrapped around head, through mouth and baleen
1989*	1	Barrow	Rope ~32m long trailing from mouth
1990	1	Barrow	Scars on caudal peduncle; 2 ropes trailing from mouth.
1991*	1	Barrow	Apparent rope scar from mouth, across back
1993**	1	Barrow	Large female with crab pot line wrapped around flukes
1998**	1	NW of Kotzebue; near Red Dog Mine dock	Stranded - dead with line on it
1999**	1	Barrow	Whale entangled in confirmed crab gear. Line wrapped through gape of mouth, flipper, and peduncle. Severe injuries.
2003**	1	Near Ugashik	Stranded with rope tied around the peduncle; entangled?
2004**	1	Kaktovik	Boat propeller marks

Subsistence/Native Harvest Information

Eskimos have been taking bowhead whales for at least 2,000 years (Marquette and Bockstoe 1980, Stoker and Krupnik 1993). Subsistence takes have been regulated by a quota system under the authority of the IWC since 1977. Alaska Native subsistence hunters take approximately 0.1-0.5% of the population per annum, primarily from nine Alaska communities (Philo et al. 1993). Under this quota, the number of kills has ranged between 14 and 72 per year, depending in part on changes in management strategy and in part on higher abundance estimates in recent years (Stoker and Krupnik 1993). Suydam and George (2004) summarize Alaskan subsistence harvests of bowheads from 1974 to 2003. A total of 832 whales were landed by hunters from 11 villages. Barrow landed the most whales (n = 418) while Little Diomed and Shaktoolik each landed only one. The number of whales landed at each village varies greatly from year to year, as success is greatly influenced by village size and ice and weather conditions. The efficiency of the hunt has increased since the implementation of the bowhead quota in 1978. In 1978 the efficiency was about 50% and is currently about 85%. The size of landed whales differs among villages. Gambell and Savoonga, villages on St. Lawrence Island, and Wainright harvest larger whales than Point Hope and Barrow. These differences are likely due to hunter selectivity and/or whale availability.

The number of bowheads landed by Alaska Natives, was reported to be 35 in 2000, 49 in 2001, 37 in 2002, 35 in 2003, and 36 in 2004 (Suydam et al. 2005). Canadian Natives are also known to take whales from this stock. Hunters from the western Canadian Arctic community of Aklavik killed one whale in 1991 and one in 1996. The annual average subsistence take (by Natives of Alaska and Canada) during the 5-year period from 2000 to 2004 is 38.4 bowhead whales. One animal was harvested by Russian subsistence hunters in each of 1999 and 2000 and three in 2003 (Borodin 2004).

Other Mortality

Pelagic commercial whaling for bowheads principally occurred in the Bering Sea from 1848 to 1919. Within the first two decades of the fishery (1850-1870), over 60% of the estimated pre-whaling abundance was harvested, although effort remained high into the 20th century (Braham 1984). It is estimated that the pelagic whaling industry harvested 18,684 whales from this stock (Woodby and Botkin 1993). During 1848-1919, shore-based whaling operations (including landings as well as struck and lost estimates from U. S., Canadian, and Russian shores) took an additional 1,527 animals (Woodby and Botkin 1993). An unknown percentage of the animals taken by the shore-based operations were harvested for subsistence, and not commercial purposes. The estimated mortality likely underestimates the actual kill as a result of under-reporting of the Soviet catches (Yablokov 1994), and the lack of reports on struck and lost animals.

STATUS OF STOCK

Based on currently available data, the estimated annual mortality rate incidental to U. S. commercial fisheries (0.2) is not known to exceed 10% of the PBR (9.4) and, therefore, can be considered to be insignificant. The annual level of human-caused mortality and serious injury (40) is not known to exceed the PBR (95) nor the IWC annual maximum (67). The Western Arctic bowhead whale stock has been increasing in recent years; the current estimate of 10,545 is between 19% and 105% of the pre-exploitation abundance (estimates ranging roughly from 10,000 to 55,000) and this stock may now be approaching its carrying capacity (Brandon and Wade 2004). However, the stock is classified as a strategic stock because the bowhead whale is listed as “endangered” under the Endangered Species Act (ESA) and therefore also designated as “depleted” under the MMPA. Recovery criteria

developed for large whales in general (Angliss et al. 2002) and bowhead whales in particular (Shelden et al. 2001) will be used in the next 5-year evaluation of stock status.

Habitat Issues

Increasing oil and gas development in the Arctic has led to an increased risk of various forms of pollution to bowhead whale habitat, including oil spills, and toxic and nontoxic waste. Sound due to higher levels of traffic as well as exploration and drilling operations is also of potential concern. Evidence indicates that bowhead whales are sensitive to sound from offshore drilling platforms and seismic survey operations (Richardson and Malme 1993, Richardson 1995, Davies 1997), and that the presence of an active drill rig (Schick and Urban 2000) or seismic operations (Miller et al. 1999) will cause bowhead whales to avoid the vicinity. Figure 2b in Schick and Urban (2000) demonstrates, however, that the area of disturbance was localized in this instance. Recent studies conducted as part of a monitoring program for the Northstar project (a drilling facility located on an artificial island in the Beaufort Sea) indicate that, in one of the 3 years of monitoring efforts, the southern edge of the bowhead whale fall migration path may have been slightly (2-3 mi) further offshore during periods when higher sound levels were recorded; there was no significant effect of sound detected on the migration path during the other two monitored years (Richardson et al. 2004). Evidence indicated that deflection of the southern portion of the migration in 2001 occurred during periods when there were certain vessels in the area, and did not occur as a result of sound emanating from the Northstar facility itself. Because the bowhead whale population is approaching its pre-exploitation population size and has been documented to be increasing at a roughly constant rate for over 20 years, the impacts of oil and gas industry on individual survival and reproduction have likely been minor.

Another element of concern is the potential for Arctic climate change, which will probably affect high northern latitudes more than elsewhere. There is evidence that over the last 10-15 years, there has been a shift in regional weather patterns in the Arctic region (Tynan and DeMaster 1997). Ice-associated animals, such as the bowhead whale, may be sensitive to changes in Arctic weather, sea-surface temperatures, or ice extent, and the concomitant effect on prey availability. There are insufficient data to make reliable predictions of the effects of Arctic climate change on bowhead whales.

On 22 February 2000, NMFS received a petition from the Center for Biological Diversity and Marine Biodiversity Protection Center to designate critical habitat for the Western Arctic bowhead stock. Petitioners asserted that the nearshore areas from the U.S.-Canada border to Barrow, Alaska should be considered critical habitat. On 22 May 2001, NMFS found the petition to have merit (66 FR 28141). On 30 August 2002 (67 FR 55767), NMFS announced the decision to not designate critical habitat for this population. NMFS found that designation of critical habitat was not necessary because the population is known to be approaching its pre-commercial whaling population size, the population is increasing, there are no known habitat issues which are slowing the growth of the population, and because activities which occur in the petitioned area are already managed to minimize impacts to the population.

CITATIONS

- Angliss, R. P., G.K. Silber, and R. Merrick. 2002. Report of a workshop on developing recovery criteria for large whale species. U. S. Dep. Commer., NOAA Tech. Memo. NMFS-OPR-21. 32 pp.
- Braham, H. W. 1984. The bowhead whale, *Balaena mysticetus*. Mar. Fish. Rev. 46(4):45-53.
- Braham, H. W., M. A. Fraker, and B. D. Krogman. 1980. Spring migration of the western Arctic population of bowhead whales. Mar. Fish. Rev. 42(9-10):36-46.
- Bockstoce, J. J., and J. J. Burns. 1993. Commercial whaling in the North Pacific sector. Pp. 563-577 In J.J. Burns, J.J. Montague, and C.J. Cowles (eds.). The Bowhead Whale. Soc. Mar. Mammal., Spec. Publ. No. 2.
- Borodin, R. 2004. Subsistence whale harvest of the Russian Federation in 2003. Unpubl. report submitted to Int. Whal. Comm. (SC/56/BRG49). 7 pp.
- Brandon, J., and P. R. Wade. 2004. Assessment of the Bering-Chukchi-Beaufort Seas stock of bowhead whales. Unpubl. report submitted to Int. Whal. Comm. (SC/56/BRG20). 32 pp.
- Burns, J.J., J.J. Montague, and C.J. Cowles (eds.). 1993. The Bowhead Whale. Soc. Mar. Mammal., Spec. Publ. No. 2. 787 pp.
- Clark, C. W., S. Mitchell, and R. Charif. 1994. Distribution and behavior of the bowhead whale, *Balaena mysticetus*, based on preliminary analysis of acoustic data collected during the 1993 spring migration off Point Barrow, Alaska. Unpubl. doc. submitted to Int. Whal. Comm. (SC/46/AS19). 24 pp.
- daSilva, C. Q., J. Zeh, D. Madigan, J. Laake, D. Rugh, L. Baraff, W. Koski, G. Miller. 2000. Capture-recapture estimation of bowhead whale population size using photo-identification data. J. Cetacean Res. Manage. 2(1):45-61.

- Davies, J. R. 1997. The impact of an offshore drilling platform on the fall migration path of bowhead whales: a GIS-based assessment. Unpubl. MS Thesis, Western Washington Univ., Bellingham, WA. 51 pp.
- George, J. C., J. Zeh, R. Suydam, and C. Clark. 2004. Abundance and population trend (1978-2001) of western arctic bowhead whales surveyed near Barrow, Alaska. *Mar. Mammal Sci.* 20:755-773.
- International Whaling Commission. 1992. Chairman's Report of the forty-third annual meeting. *Rep. Int. Whal. Comm.* 42:11-50.
- International Whaling Commission. 2004. Report of the sub-committee on bowhead, right and gray whales. Annex F. Report of the International Whaling Commission's 56th annual meeting in Sorrento, Italy, 2004 (unpubl.).
- Krogman, B., D. Rugh, R. Sonntag, J. Zeh, and D. Ko. 1989. Ice-based census of bowhead whales migrating past Point Barrow, Alaska, 1978-1983. *Mar. Mammal Sci.* 5:116-138.
- Lowry, L. F., G. Sheffield, and J. C. George. 2004. Bowhead whale feeding in the Alaskan Beaufort Sea, based on stomach contents analyses. *J. Cetacean Res. Manage.* 6(3):215-223.
- Marquette, W. M., and J. R. Bockstoce. 1980. Historical shore-based catch of bowhead whales in the Bering, Chukchi, and Beaufort Seas. *Mar. Fish. Rev.* 42(9-10):5-19.
- Miller, G. W., R. E. Elliot, W. R. Koski, V. D. Moulton, and W. J. Richardson. 1999. Whales. *In* W. J. Richardson (ed.). *Marine Mammal and Acoustical Monitoring of Western Geophysical's Open-Water Seismic Program in the Alaskan Beaufort Sea*, 1998.
- Moore, S. E. 2000. Variability in cetacean distribution and habitat section in the Alaskan Arctic, autumn 1982-91. *Arctic.* 53(4):448-460.
- Moore, S. E. 1992. Summer records of bowhead whales in the northeastern Chukchi Sea. *Arctic.* 45(4):398-400.
- Moore, S. E., and R. R. Reeves. 1993. Distribution and movement. Pp. 313-386 *In* J. J. Burns, J. J. Montague, and C. J. Cowles (eds.), *The bowhead whale*. *Soc. Mar. Mammal., Spec. Publ. No. 2.*
- Moore, S. E., and D. P. DeMaster. 2000. North Pacific right whale and bowhead whale habitat study: R/V *Alpha Helix* and CGC *Laurier* Cruises, July 1999. *Annual Report.* 3p.
- Philo, L. M., E. B. Shotts, and J. C. George. 1993. Morbidity and mortality. Pp. 275-312 *In* J. J. Burns, J. J. Montague, and C. J. Cowles (eds.), *The bowhead whale*. *Soc. Mar. Mammal., Spec. Publ. No. 2.*
- Raaferty, A., J. Zeh, and G. Givens. 1995. Revised estimate of bowhead rate of increase. *Rep. Int. Whal. Comm.* 45:158.
- Richardson, W. J. 1995. Documented disturbance reactions. Pp. 241-324 *In* W. J. Richardson, C. R. Greene, C. I. Malme, and D. H. Thomson (eds.), *Marine mammals and noise*. Academic Press, San Diego, CA.
- Richardson, W. J., and C. I. Malme. 1993. Man-made noise and behavioral responses. Pp. 631-700 *In* J. J. Burns, J. J. Montague, and C. J. Cowles (eds.), *The Bowhead Whale*. *Soc. Mar. Mammal., Spec. Publ. No. 2.*
- Richardson, W. J., R. A. Davis, C. R. Evans, D. K. Ljungblad, and P. Norton. 1987. Summer distribution of bowhead whales, *Balaena mysticetus*, relative to oil industry activities in the Canadian Beaufort Sea, 1980-84. *Arctic* 40 (2):93-104.
- Richardson, W. J., T. L. McDonald, C. R. Greene, and S. B. Blackwell. 2004. Acoustic localization of bowhead whales near Northstar, 2001-2003: Evidence of deflection at high-noise times? Chapter 8 *In* W. J. Richardson and M. T. Williams (eds.). 2004. *Monitoring of industrial sounds, seals, and bowhead whales near BP's Northstar oil development, Alaskan Beaufort Sea, 1999-2003*. *Rep. from LGL Ltd (King City, Ont.), Greenridge Science Inc (Santa Barbara, CA), and WEST Inc. (Cheyenne, WY) for BP Explor. (Alaska) Inc., Anchorage, AK.*
- Ross, W. G. 1993. Commercial whaling the North Atlantic sector. Pp. 511-561 *In* J. J. Burns, J. J. Montague, and C. J. Cowles (eds.), *The Bowhead Whale*. *Soc. Mar. Mammal., Spec. Publ. No. 2.*
- Rugh, D., D. DeMaster, A. Rooney, J. Breiwick, K. Shelden, and S. Moore. 2003. A review of bowhead whale (*Balaena mysticetus*) stock identity. *J. Cetacean Res. Manage.* 5(3): 267-279.
- Schick, R. S., and D. L. Urban. 2000. Spatial components of bowhead whale (*Balaena mysticetus*) distribution in the Alaskan Beaufort Sea. *Can. J. Fish. Aquat. Sci.* 57:2193-2200.
- Shelden, K. E. W., D. P. DeMaster, D. J. Rugh, and A. M. Olson. 2001. Developing classification criteria under the U.S. Endangered Species Act: Bowhead whales as a case study. *Conserv. Biol.* 15(5):1300-1307.
- Shelden, K. E. W., and D. J. Rugh. 1995. The bowhead whale (*Balaena mysticetus*): status review. *Mar. Fish. Rev.* 57(3-4):1-20.
- Stoker, S. W., and I. I. Krupnik. 1993. Subsistence whaling. Pp. 579-629 *In* J. J. Burns, J. J. Montague, and C. J. Cowles (eds.), *The bowhead whale*. *Soc. Mar. Mammal., Spec. Publ. No. 2.*
- Suydam, R. S., and George, J. C. 2004. Subsistence harvest of bowhead whales (*Balaena mysticetus*) by Alaskan Eskimos, 1974 to 2003. Unpubl. report submitted to *Int. Whal. Comm. (SC/56/BRG12)*. 12 pp.

- Suydam, R. S., J. C. George, C. Hanns and G. Sheffield. 2005. Subsistence harvest of bowhead whales (*Balaena mysticetus*) by Alaskan Eskimos during 2004. Unpubl. report submitted to Int. Whal. Comm. (SC/57/BRG15). 5 pp.
- Tynan, C. T., and D. P. DeMaster. 1997. Observations and predictions of Arctic climate change: potential effects on marine mammals. *Arctic* 50(4):308-322.
- Wade, P. R., and R. Angliss. 1997. Guidelines for assessing marine mammal stocks: report of the GAMMS workshop April 3-5, 1996, Seattle, Washington. U.S. Dep. Commer., NOAA Tech. Memo. NMFS-OPR-12, 93 pp.
- Woodby, D. A., and D. B. Botkin. 1993. Stock sizes prior to commercial whaling. Pp. 387-407 *In* J. J. Burns, J. J. Montague, and C. J. Cowles (eds.), *The bowhead whale*. Soc. Mar. Mammal., Spec. Publ. No. 2.
- Yablokov, A. V. 1994. Validity of whaling data. *Nature* 367:108.
- Zeh, J. E., and A. E. Punt. 2004. Updated 1978-2001 abundance estimates and their correlations for the Bering-Chukchi-Beaufort Seas stock of bowhead whales. Unpubl. report submitted to Int. Whal. Comm. (SC/56/BRG1). 10 pp.
- Zeh, J.E., C.W. Clark, J.C. George, D.E. Withrow, G.M. Carroll, and W.R. Koski. 1993. Current population size and dynamics. Pp. 409-89 *In* J.J. Burns, J.J. Montague, and C.J. Cowles (eds.). *The Bowhead Whale*. Soc. Mar. Mammal., Spec. Publ. No. 2.