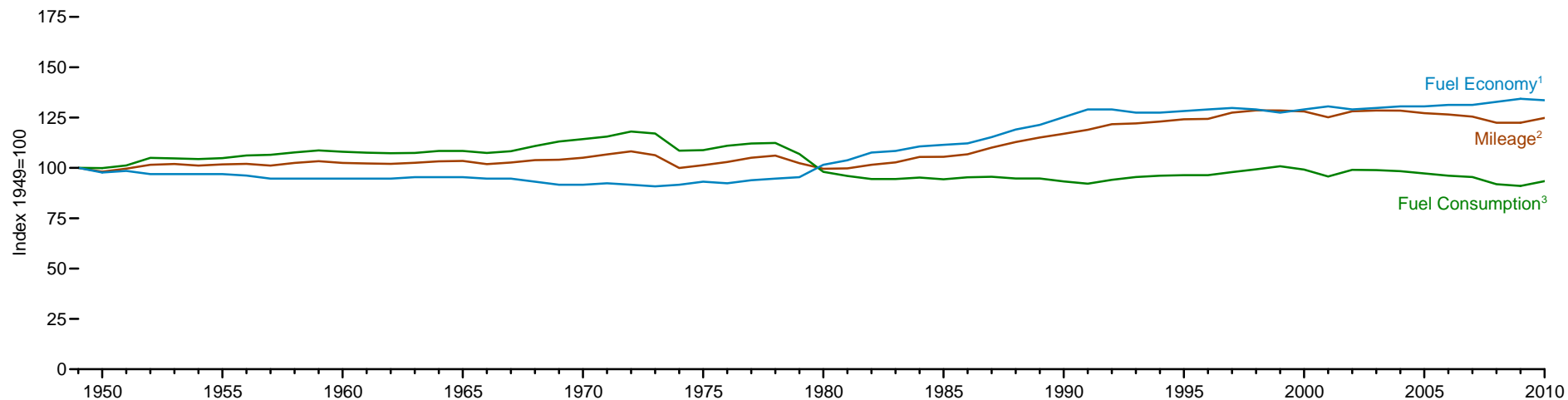
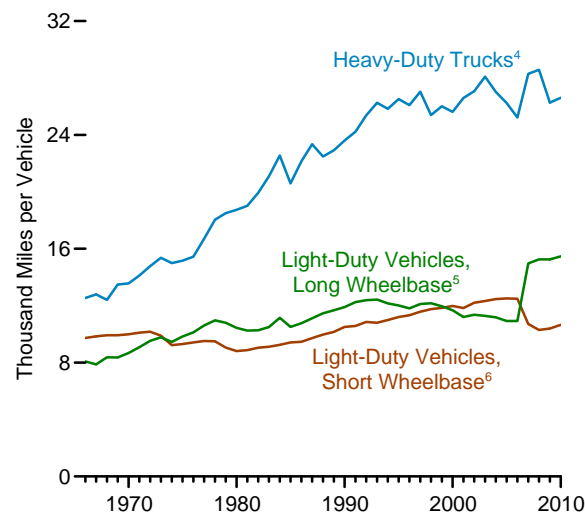


**Figure 2.8 Motor Vehicle Mileage, Fuel Consumption, and Fuel Economy**

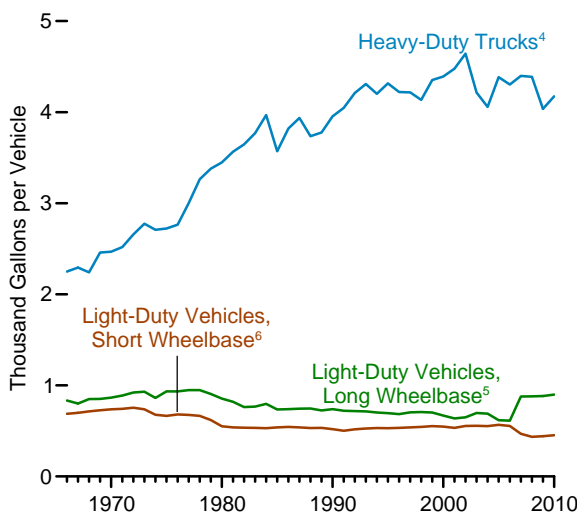
**All Motor Vehicles, 1949-2010**



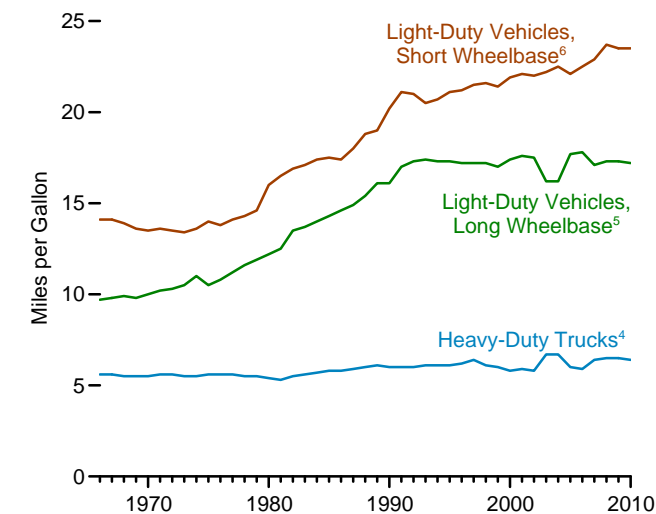
**Mileage, 1966-2010**



**Fuel Consumption, 1966-2010**



**Fuel Economy, 1966-2010**



<sup>1</sup> Miles per gallon.

<sup>2</sup> Miles per vehicle.

<sup>3</sup> Gallons per vehicle.

<sup>4</sup> Through 2006, data are for single-unit trucks with 2 axles and 6 or more tires, and combination trucks. Beginning in 2007, data are for single-unit trucks with 2 axles and 6 or more tires or a gross vehicle weight rating exceeding 10,000 pounds, and combination trucks.

<sup>5</sup> Through 2006, data are for vans, pickup trucks, sport utility vehicles, and a small number of trucks with 2 axles and 4 tires, such as step vans. Beginning in 2007, data are for large passenger cars, vans, pickup trucks, and sport utility vehicles with a wheelbase larger than 121 inches.

<sup>6</sup> Through 2006, data are for passenger cars (and, through 1989, for motorcycles). Beginning in 2007, data are for passenger cars, light trucks, vans, and sport utility vehicles with a wheelbase equal to or less than 121 inches.

Source: Table 2.8.