

Science, Service, Stewardship



FY 2011 President's Budget Request Overview

A Briefing to MAFAC

February 24, 2010

Anne Barrett

NMFS Deputy CFO/CAO

**NOAA
FISHERIES
SERVICE**



Agenda

- NOAA Overview
- NOAA Fisheries Service 2009 Accomplishments
- Update on NOAA Fisheries Service FY 2010 Budget
- NOAA Fisheries Service Overview FY 2011
- FY 2011 Request Highlights



2011 NOAA Budget Highlights

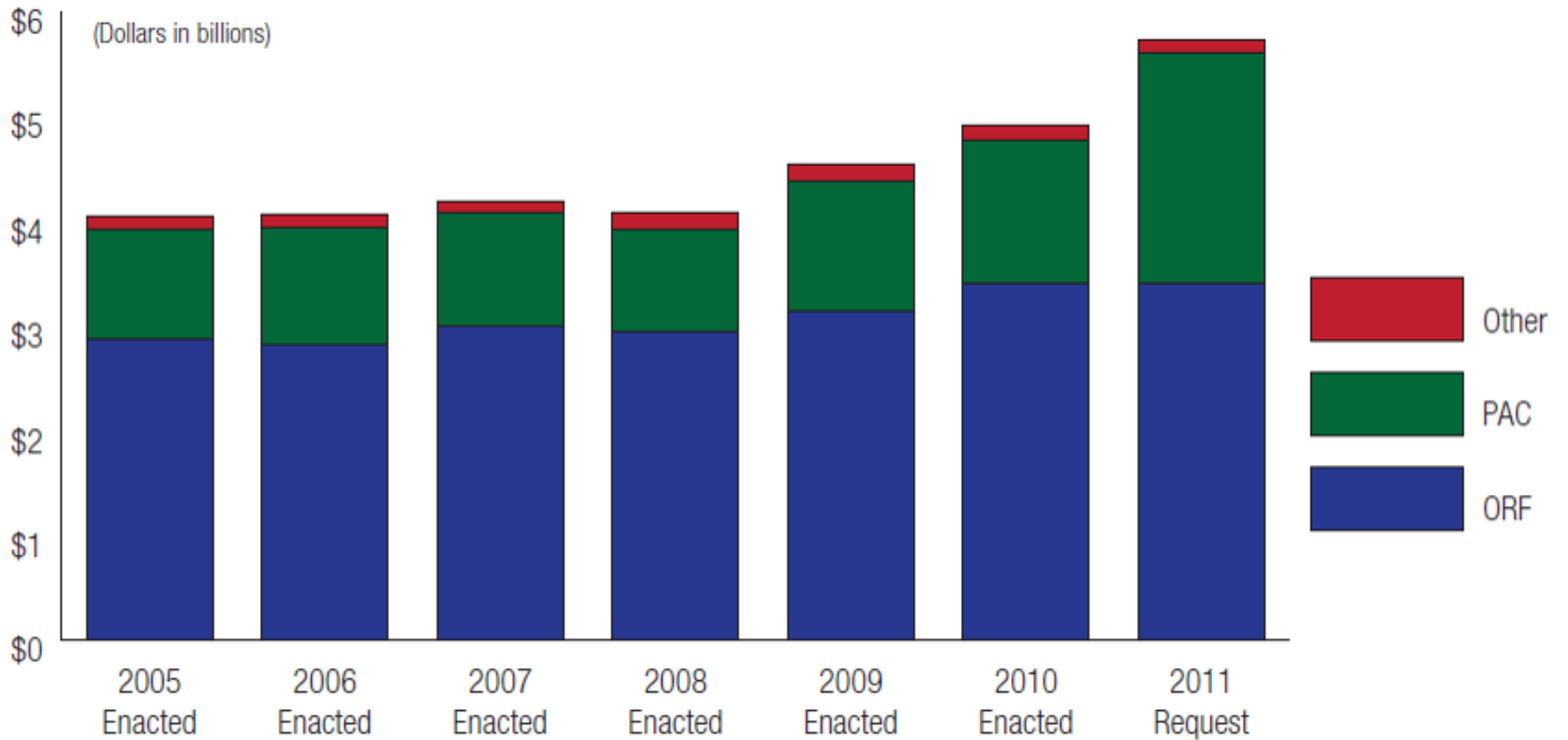
NOAA requests a total of \$5,554 M, an increase of 17% or \$806 M over the FY 2010 Enacted

- Reflects our efforts to focus on program needs, identify efficiencies, and ensure accountability
- Reflects the President's & Secretary's commitment to public safety, the environment, science, and job creation
- Supports new R&D investments to strengthen science mission and foster innovation
- Provides investments to improve fisheries and the economies and communities they support
- Provides for sustained and enhanced satellite observations including a major realignment of our polar-orbiting satellite program
- Strengthens climate research and services
- Provides tools to support vibrant coastal communities and stewardship



NOAA Budget Trends

Budget Trends FY 2005-2011





FY 2011 NOAA Budget Summary

(DOLLARS IN THOUSANDS)	FY 2009 ENACTED	FY 2010 ENACTED	FY 2011 REQUEST	INCREASE (DECREASE)
ORF	\$3,134,044	\$3,412,778	\$3,413,681	903
PAC	1,245,647	1,360,353	2,191,091	830,738
Other Funds	163,662	147,180	130,409	(15,627)
Financing	(169,483)	(171,958)	(180,723)	(9,909)
Total Discretionary Budget Authority	\$4,373,870	\$4,748,353	\$5,554,458	\$806,105
FTE	12,101	12,321	12,455	134



NOAA Budget Highlights by Line Office

(\$ in millions)	FY 2010 President's Budget	FY 2010 Enacted	FY 2011 President's Request	Requested Increase / Decrease
National Ocean Service	\$502.6	\$578.7	\$550.6	(\$28.1)
National Marine Fisheries Service	\$911.1	\$1,008.2	\$992.4	(\$15.8)
Office of Oceanic & Atmospheric Research	\$404.6	\$449.1	\$464.9	\$15.8
National Weather Service	\$963.9	\$999.8	\$1,003.2	\$3.4
National Environmental Satellite Data & Information Service	\$1,428.6	\$1,398.5	\$2,209.0	\$810.5
Program Support	\$452.7	\$485.9	\$515.1	\$29.2
Total (Net of Financing & Transfers)	\$4,483.8	\$4,748.4	\$5,554.5	\$806.1

NOAA
FISHERIES
SERVICE

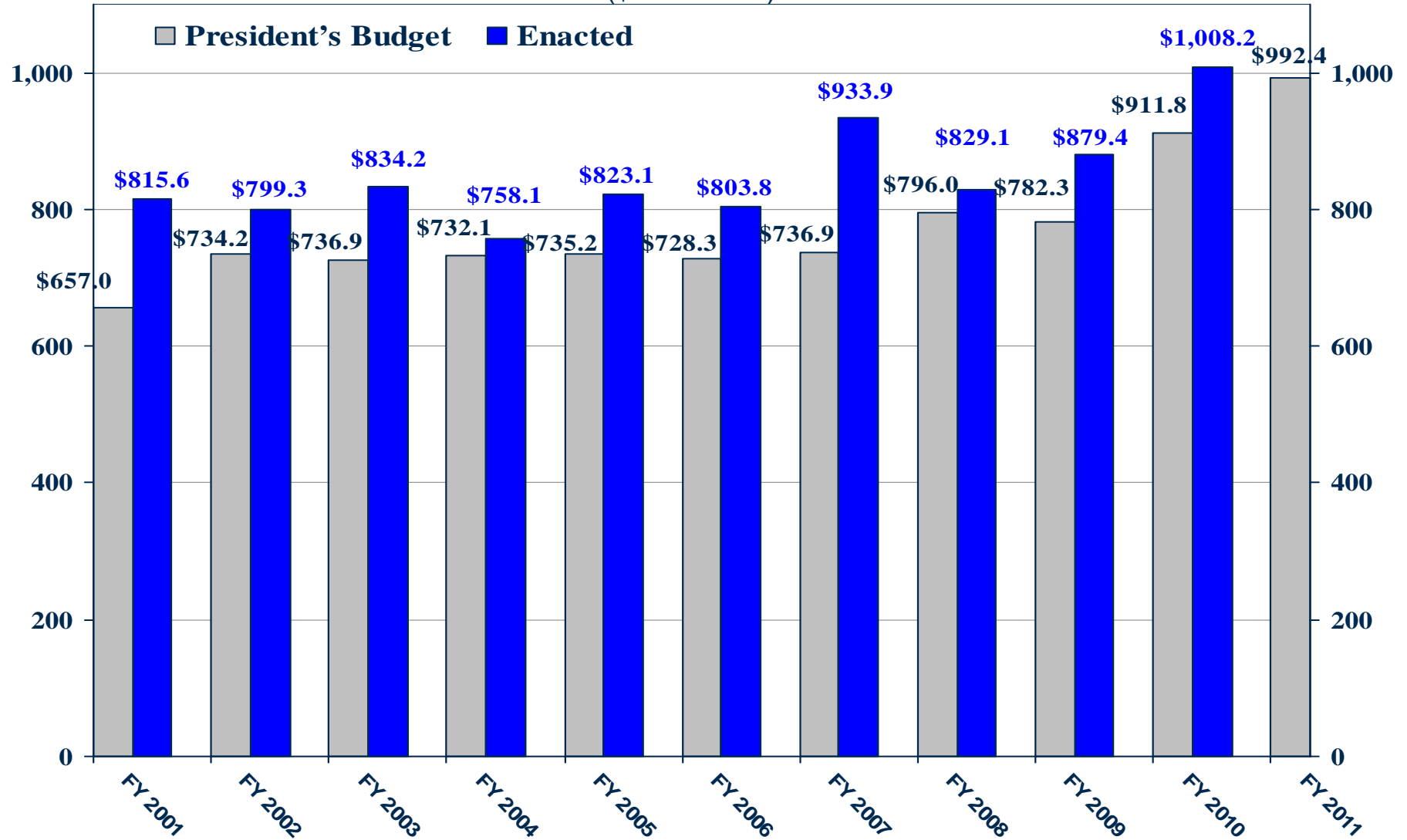


NOAA Fisheries Service FY 2009, 2010, and 2011 Budget Overview



NOAA Fisheries Service Historical Budget Trends

(\$ In Millions)





FY2009 NOAA Fisheries Service Accomplishments

- Four fish stocks fully rebuilt – Atlantic Bluefish, Gulf of Mexico king mackerel, and two stocks of monkfish in the Atlantic
- Implemented an Individual Fishing Quota for Mid-Atlantic golden tilefish.
- Published regulations that would limit ship speed to protect Right whales along the East Coast.
- Published final recovery plan for white abalone - the first endangered marine invertebrate.
- Issued final guidelines for the implementation of Annual Catch Limits (ACLs) and Accountability Measures (AMs) to end overfishing as required by the Magnuson-Stevens Reauthorization Act.
- Awarded 50 ARRA grants for habitat restoration projects.
- Expanded fish passage at hydropower dams on the Feather and Saco Rivers - enhancing access for migratory fish to over 100 river miles.
- Implemented a Fishery Management Plan for the Arctic Management Area, proactively establishing a management framework for areas opening up due to loss of sea ice.



FY 2010 NOAA Fisheries Enacted Budget

NOAA Fisheries received a total of \$1,008 M for FY 2010, an increase of 14.6% or \$128.7 M over the FY 2009 Appropriation

- \$904.5 M for Operations, Research, and Facilities (ORF)
- \$80.0 M for Pacific Coastal Salmon Recovery Fund
- \$0.0 M for Procurement, Acquisition and Construction (PAC)
- \$23.6 M in Other Funding

BOTTOM LINE:

\$96.4 M above FY 2010 President's Budget

\$128.7 M above the FY2009 Enacted Appropriations



FY 2011 NMFS Budget Overview

FY 2011 Budget Request provides \$992.4 M, - a decrease of \$15.8 M or 1.6 % compared to the FY 2010 Enacted

- Funds \$16.0 M Inflationary Adjustments to Base
- Supports NOAA priorities to transform fisheries and protected resources management, and support vibrant coastal communities and healthy ecosystems
 - Supports implementation of Catch Shares Programs
 - Provides for protected species interagency consultations and grants for the recovery of protected species
 - Advances ecosystem-based management
 - Seeks to protect and restore the Chesapeake Bay
- Addresses the Administration's Priorities
 - Interagency Ocean Policy Task Force
 - Science and Technology
 - Other Task Forces: Climate and Energy, Ecosystem Restoration, Place-Based Policies
- Addresses Congressional Priorities



FY 2011 NMFS Budget Overview

(\$ in millions)	FY 2010 Enacted	Reductions or Terminations	Total ATBs	Program Change	FY 2011 President's Request
Protected Resources Research and Management	\$204.0	-\$13.7	\$4.2	\$15.8	\$210.3
Fisheries Research and Management	\$432.9	-\$18.9	\$13.0	\$36.6	\$463.6
Enforcement and Observers/Training	\$106.7	-\$3.6	\$2.2	\$0.0	\$105.3
Habitat Conservation and Restoration	\$58.2	-\$14.2	\$0.5	\$10.4	\$54.9
Other Activities Supporting Fisheries	\$102.7	-\$24.4	-\$6.5	\$1.8	\$73.7
Subtotal ORF	\$904.5	-\$74.7	\$13.4	\$64.6	\$907.8
PAC	\$0.0	\$0.0	\$0.0	\$0.0	\$0.0
Other Accounts	\$103.6	-\$35.8	\$2.5	\$15.4	\$84.6
TOTAL	\$1,008.2	-\$110.5	\$16.0	\$79.9	\$992.4



NMFS Budget Change Table


Budget Line	Program Change
ATBs – labor & inflationary increases only	+ \$16.0 M
Nationwide Catch Share Implementation	+ \$36.6 M
Protected Resources Recovery	+ \$3.0 M
Species Recovery Grants	+ 9.6 M
Community-based Restoration	+ \$10.4 M
Integrated Ecosystem Assessments	+ \$5.4 M
Executive Order for Chesapeake Bay	+ \$5.0 M
Aquaculture	+ \$2.4 M
Salmon (Atlantic and Pacific)	+ 3.2 M
Fishermen’s Contingency Fund	+ \$ 0.4 M
Pacific Coastal Salmon Recovery Fund	+ \$15.0 M
International Support – Pacific Salmon Treaty	- \$5.4 M
Cooperative Research	- \$4.6 M
Southwest Fisheries Science Center	- \$1.0 M
Total NMFS FY11 Program Changes (including ATBs)	\$95.9 M



Protected Species Highlights

NOAA requests an increase of \$15.8 M for Protected Species Research and Management.

- Endangered Species Act consultations +\$3.0 M
- Species Recovery Grants +\$9.6 M
- Pacific Salmon +\$3.7 M
- Atlantic Salmon -\$0.5 M





Fisheries Research and Management Highlights

NOAA requests an increase of \$36.6 M for Fisheries Research and Management.

- National Catch Share Program +\$36.6 M
- Integrated Ecosystem Assessments +\$5.4 M
- Pacific Salmon Treaty -\$5.4 M





Habitat Conservation and Restoration Highlights

NOAA requests an increase of \$10.4 M for Habitat Conservation and Restoration.

- Community-Based Restoration +\$10.4 M





Other Activities Supporting Fisheries Highlights

NOAA requests an increase of \$1.8 M in the Other Activities Supporting Fisheries line.

- Aquaculture +\$2.4 M
- Executive Order for Chesapeake Bay +\$5.0 M
- Cooperative Research -\$4.6 M
- Southwest Fisheries Science Center -\$1.0 M



Commercial Mussel Farmer



SWFSC, La Jolla, CA



Other Accounts Budget Request Highlights

NOAA requests an increase of \$15.4 M for the following Other Accounts

- Pacific Coastal Salmon Recovery Fund +\$15.0 M
- Fishermen's Contingency Fund +\$0.4 M



Coho Salmon

NOAA
FISHERIES
SERVICE



Thank You!

Anne Barrett

**NOAA – National Marine Fisheries Service
Office of Management and Budget**

Anne.Barrett@noaa.gov

301.713.2259

or visit

http://www.corporateservices.noaa.gov/~nbo/11bluebook_highlights.html