

ATTACHMENT 6

Special Indirect Cost Rates

On-Site

and




Off-Site Rates



Indirect Costs	On-Site	Off Site
General Administration	\$386,700	\$225,000(1)
Accounting	210,000	210,000
Payroll	18,000	18,000
Personnel	225,000	225,000
Data Processing	45,000	0(2)
Totals	\$884,700	\$678,000

Direct Costs	On-Site	Off-Site
DOL	\$679,579	\$679,579
HHS	303,646	303,646
HUD	0(3)	214,774
Agriculture	101,387	101,387
Immigration	0(3)	159,487
State Service Delivery	201,683	201,683
Private Foundation	81,243	81,243
Fund Raising	<u>14,344</u>	<u>14,344</u>
Totals	\$1,381,882	\$1,756,143


Notes:

- 
- 
- 
- (1) Included in the costs of General Administration is \$161,700 for a mail and file operation which does not benefit the off-site operation. Therefore, those costs are excluded from the indirect cost pool used to calculate the off-site rate.**
 - (2) The off-site programs do not benefit from data processing services.**
 - (3) The HUD and Immigration programs are operated entirely at the off-site location₄**



Rate Calculations:

Off-Site Rate (\$678,000/\$1,756,143)= 38.61%

Mail & File + Data Processing Costs

(\$161,700 + \$45,000)/\$1,381,882 = 14.96%

On-Site Rate 53.57%

	Direct Cost <u>Base</u>	Rate <u>%</u>	Indirect <u>Cost</u>
DOL	\$679,579	53.57	\$364,000
HHS	303,646	53.57	162,700
HUD	214,774	38.61	82,900
Agriculture	101,387	53.57	54,300
Immigration	159,487	38.61	61,600
State Service Delivery	201,683	53.57	108,000
Private Foundation	81,243	53.57	43,500
Fund Raising	<u>14,344</u>	53.57	<u>7,700</u>
Totals	\$1,756,143		*\$884,700

*Rounded to nearest hundred



Questions?

