

Enclosure 1 contains confidential, proprietary, and sensitive unclassified non-safeguards information to be withheld from public disclosure under 10 CFR 2.390



Luminant

M. L. Lucas
Vice President, Nuclear Engineering
& Support
mlucas3@luminant.com

Luminant Power
P O Box 1002
6322 North FM 56
Glen Rose, TX 76043

T 254 897 6731
C 254 258 2867
F 254 897 6652

CP-200801264
Log # TXNB-08024

Ref. # 10CFR52

September 19, 2008

U. S. Nuclear Regulatory Commission
Attn: Document Control Desk
Washington, DC 20555

SUBJECT: COMBINED LICENSE APPLICATION FOR
COMANCHE PEAK NUCLEAR POWER PLANT, UNITS 3 AND 4
PROJECT NO. 0754

REFERENCE: Letter logged TXNB-08025 from Mitch Lucas of Luminant Power to the NRC, dated September 19, 2008, transmitting Combined License Application Part 8, Security Plan.

Dear Sir or Madam:

Luminant Generation Company LLC (Luminant), acting for itself and as agent for Nuclear Project Company LLC, hereby submits this application for a combined license (COL) for two Mitsubishi US-APWR reactors in accordance with 10 CFR 52, including authorization to receive, possess, and use source, byproduct, and special nuclear material in accordance with the Commission's regulations in 10 CFR 30, 40 and 70. These reactors will be identified as Comanche Peak Nuclear Power Plant (CPNPP) Units 3 and 4, and will be located at the existing Comanche Peak Nuclear Power Plant site near Glen Rose, Texas.

This application incorporates by reference the Mitsubishi Heavy Industries, Ltd. (MHI) design certification application for the US-APWR Standard Plant Design as described herein. The Luminant COL application is the Reference-COL (R-COL) application for the US-APWR.

Luminant understands that the NRC will review this COL application to determine its acceptability for docketing. Luminant also understands that at the end of this period, which is expected to be completed within about 60 days, the NRC will produce a schedule for the review of this application in accordance with the combined licensing process. Luminant appreciates the Commission's decision to generate a review schedule, which will allow both Luminant and the NRC to complete the application review process more efficiently. Luminant will work closely with your staff during this acceptability review and throughout the application review to ensure that the application meets the regulatory requirements for combined licenses.

Enclosure 1 contains confidential, proprietary, and sensitive unclassified non-safeguards information to be withheld from public disclosure under 10 CFR 2.390

D090
LRO

This COL application is composed of the following parts:

- Part 1 – Administrative and Financial Information
- Part 2 – Final Safety Analysis Report (FSAR)
- Part 3 – Environmental Report
- Part 4 – Technical Specifications
- Part 5 – Emergency Plan
- Part 6 – Not used for this COL application. Reserved for applications requesting Limited Work Authorizations
- Part 7 – Not used for this COL application. Reserved for applications which include Departures and/or Exemption Requests.
- Part 8 – Security Plan (submitted under separate cover – see the referenced letter)
- Part 9 – Not used for this COL application. Reserved for applications that separate Proprietary, Confidential, and Sensitive Unclassified Non-safeguards Information from the unclassified portions of the application.
- Part 10 – Inspections, Tests, Analyses and Acceptance Criteria (ITAAC) and Proposed License Conditions
- Part 11 – COLA Enclosures (documents other than the US-APWR design certification application documents which are incorporated by reference within other COLA parts)

This application does not contain Restricted Data or other defense information that requires separation from the unclassified information in accordance with 10 CFR 50.33(j). Part 8 of this application contains Safeguards Information and is provided by a separate submittal. This application does contain proprietary, confidential, and sensitive information and Luminant requests that this information be withheld in accordance with 10 CFR 2.390. Accordingly, two versions of the COL application are being submitted – one that redacts the proprietary, confidential, and sensitive information and one that includes the information. Appropriate affidavits are included as attachments to this letter.

The complete COL application (except for Part 8) is provided in electronic file format on the enclosed discs. The first disc (DVD 1 – the Non-Public Version) includes proprietary, confidential, and sensitive information. The second disc (DVD 2 – the Public Version) redacts the proprietary, confidential and sensitive information and is annotated to indicate where such information has been redacted. All pre-submission checks have been successfully performed on the files. Each disc contains a packing slip explaining the contents.

Consistent with common licensing practice, most of the application is written in the present tense, active voice, including discussions of facilities not yet built or implemented. Exceptions to this approach are the discussions of operating experience and completed studies and evaluations, which are written in the past tense. It should be understood, however, that statements regarding facilities (e.g., structures, systems and components) and pre-construction, pre-operational, and operational activities

(e.g., procedures and programs) typically address activities that have not yet been performed and will not be performed until it is appropriate and reasonable to do so.

The enclosed application was prepared over many months and in order to assemble the final product and complete the final reviews, the content had to be frozen several weeks before this submittal. In performing the final reviews and while assembling the final product, certain items which should be addressed to ensure the completeness and accuracy of the submission were identified. Although these items are generally minor in nature, Attachment 3 was prepared to list the items, greater than simple editorial corrections, which affect the COL application. The COL application will be enhanced, clarified, or changed in a future revision to address these items, as appropriate.

Although not part of the COL application, a Standardization Matrix is attached to this letter. This matrix is intended to aid the NRC in planning and scheduling the review of this COL application and as such is submitted on a one-time-only basis.

Please address any correspondence relating to this application to Don Woodlan, Manager, Nuclear Regulatory Affairs, P.O. Box 1002, 6322 North FM 56, Glen Rose, TX 76043. You may also contact Mr. Woodlan directly at 254-897-6887 or by email at Donald.Woodlan@luminant.com.

I state under penalty of perjury that the foregoing is true and correct.

Executed on September 16, 2008.

Sincerely,

Luminant Generation Company LLC



M. L. Lucas

- Attachments -
1. Affidavit, Energy Future Holdings Corp.
 2. Affidavit, Luminant Generation Company LLC
 3. Supplemental Information
 4. Comanche Peak Nuclear Power Plant, Units 3 & 4, COL Application, Standardization Matrix

- Enclosures -
1. Comanche Peak Nuclear Power Plant, Units 3 and 4, COL Application, Non-Public Version (electronic submittal, disc DVD 1)
 2. Comanche Peak Nuclear Power Plant, Units 3 and 4, COL Application, Public Version (electronic submittal, disc DVD 2)

c - See pages after attachments


UNITED STATES OF AMERICA
NUCLEAR REGULATORY COMMISSION

In the Matter of)
Luminant Generation Company LLC) Project No. 0754
Comanche Peak Nuclear Power Plant, Units 3 and 4)

AFFIDAVIT


I, Mark A. McFarland, being duly sworn, hereby depose and state I am Executive Vice President, Energy Future Holdings Corp. and Chief Commercial Officer, Luminant Generation Company LLC (collectively, "Parent"), and do hereby affirm and state:

1. I am authorized to execute this affidavit on behalf of Parent.
2. Parent is providing information in support of the combined license (COL) application for Comanche Peak Nuclear Power Plant, Units 3 and 4. Part 1 of this application contains pro forma financial information related to Units 3 and 4, which is considered confidential and sensitive business information. Its disclosure would place Parent at a distinct disadvantage in conducting business as competitors could analyze the data to identify strengths and weaknesses, and then seek to capitalize on those perceived strengths and weaknesses. As such, this information is protectable under 10 CFR 2.390(a)(4) and 9.17(a)(4), because:
 - i. This information is and has been held in confidence by Parent.
 - ii. This information is of a type that is customarily held in confidence by Parent, and there is a rational basis for doing so because the information contains sensitive financial information concerning projected revenues and operating expenses of Parent.
 - iii. This information is being submitted to the NRC voluntarily and in confidence.
 - iv. This information is not available in public sources and could not be gathered readily from other publicly available information.
 - v. Public disclosure of this information would create substantial harm to the competitive position of Parent by disclosing its internal financial projections.
3. Accordingly, Parent requests that the designated documents be withheld from public disclosure pursuant to the policy reflected in 10 CFR 2.390(a)(4) and 9.17(a)(4).


Mark A. McFarland 

STATE OF TEXAS
COUNTY OF DALLAS

Subscribed and sworn to me, a Notary Public, in and for the State of Texas, this 16th day of September, 2008.




Notary Public's Signature


UNITED STATES OF AMERICA
NUCLEAR REGULATORY COMMISSION

In the Matter of)
Luminant Generation Company LLC) Project No. 0754
Comanche Peak Nuclear Power Plant, Units 3 and 4)

AFFIDAVIT

I, Mitch Lucas, being duly sworn, hereby depose and state that I am Vice President of Nuclear Engineering and Support for the Comanche Peak Nuclear Power Plants of Luminant Generation Company LLC (Luminant), and do hereby affirm and state:


1. I am authorized to execute this affidavit on behalf of Luminant.
2. Luminant is providing information in support of the combined license (COL) application. The COL application, Part 3, Sections 3.8 and 9.3 contain information regarding sites that may be developed in the future. The disclosure of this information would permit competitors to review Luminant's assessment of these potential sites. Possession of this knowledge by others would place Luminant at a competitive disadvantage in competing for market share at a competitive price, because competitors could use this information to develop those sites to the exclusion of Luminant. Additionally, competitors could use this information in their application without incurring the same assessment and evaluation costs as Luminant. Finally, the owners of the sites could request higher prices for the purchase of the land if they knew the land was being considered as a potential site for a nuclear power plant. As such, this information is protected under 10 CFR 2.390(a)(4) and should be withheld from public disclosure because:
 - i. This information is and has been held in confidence by Luminant.
 - ii. This information is of a type that is customarily held in confidence by Luminant and there is a rational basis for doing so as discussed above.
 - iii. This information is being submitted to the NRC voluntarily and in confidence.
 - iv. This information is not available in public sources and could not be gathered readily from other publicly available information.
 - v. Public disclosure of this information would create substantial harm to the competitive position of Luminant.
3. Accordingly, Luminant requests that the designated documents be withheld from public disclosure pursuant to the policy reflected in 10 CFR 2.390(a)(4).



M. L. Lucas

STATE OF TEXAS
COUNTY OF SOMERVELL

Subscribed and sworn to me, a Notary Public, in and for the State of Texas, this 16 day of September, 2008.



Notary Public's Signature

Supplemental Information

The enclosed COL application was prepared over many months and in order to assemble the final product and complete the final reviews, the content had to be frozen several weeks before this submittal. In performing the final reviews and while assembling the final product, certain items which should be addressed to ensure the completeness and accuracy of the submission were identified. Although these items are generally minor in nature, Attachment 3 was prepared to list the items, greater than simple editorial corrections, which affect the COL application. The COL application will be enhanced, clarified or changed in a future revision to address these items, as appropriate.

- The title for FSAR Figure 8.2-201 incorrectly implies that the figure includes the entire ONCOR System. The figure title will be clarified.
- In the Environmental Report (ER), Sections 2.3 and 2.2.4 and a table, the terms "Max" and "Ave" are used interchangeably for water consumption. These terms will be properly used and the data made consistent with projected Water Plan amendment.
- Although it is obvious, ER Section 2.3.3.3.5 did not identify CPNPP Units 1 & 2 as hazardous waste generators (within a 6 mile radius). The section will be revised to reflect this information.
- The NRC has issued a proposed supplement to the NRC staff's Proposed Interim Staff Guidance (ISG) on Limited Work Authorizations, COL/ESP-ISG-004, for use and comment. This guidance addresses the aspect of the Limited Work Authorization rule regarding environmental impacts of pre-construction and construction activities. Pending clarification regarding how to address this aspect of the rule (which applies to the CPNPP application even though we are not seeking an LWA), Luminant has not included this breakdown of the environmental impacts in the COL application. The COL application will be updated to properly address the requirements of the rule. Luminant is working with NEI to identify appropriate actions and will revise the COL application when sufficient resolution has been attained.
- In several locations, dates are provided which are linked to construction schedules. Although projected construction schedules are needed to perform some of the environmental impact assessments, activities are better linked to construction milestones (e.g., Table 4.4-2 in the ER and Section 3.11 of the FSAR). Changes from dates to milestones are enhancements which will be made if the changes will enhance the review.
- The discussion of relative humidity monitoring in Section 6.7 of the ER was found to be potentially inconsistent with the correct information which is in Section 6.4.1. Luminant will revise Section 6.7.
- In several locations (primarily ER Chapter 10), the precise acreages for selected areas are not up-to-date. These values were updated late in the COL application development and were not updated in all locations. The differences are not significant and do not change any conclusions, but the ER needs to be revised to reflect the latest confirmed values.
- In the ER Section 10.1.2.1, the text states that the pipeline from Wheeler Branch would provide 50 gpm for potable water, but does not state that the pipeline would also provide 250 gpm for de-mineralized water makeup and system flushing. This additional information will be added.

- In the ER Section 10.1.3.2.1 under Air Emissions, the text incorrectly includes natural gas fueled generators (versus gas turbines) and fails to list the auxiliary boiler. The proper components are discussed elsewhere in the COL application, but this section will be corrected.
- In the ER Table 1.3-2, some of the section titles do not match NUREG-1555. This does not impact the technical content of the COL application or any conclusions, but will be corrected.
- In Subsection 3.5.4 of the ER, the cation demineralizer flow rate has an incorrect value (179 gpm). The correct value from the US-APWR DCD is 7 gpm. The COLA will be revised.
- In Subsection 5.2.1.4 of the ER, the water usage values for Somervell County are not the latest. Although the difference is minor and there is no impact on the conclusions, these estimates will be updated.
- Section 7.2.4 of the ER uses data from Tables 7.2-12, 7.2-13 and 7.2-14. A maximum dose risk in the text does not match the tables but the parameters of concern, the values provided for the health effects, are correct. The inconsistency will be corrected.
- In the FSAR Section 12.5, the text incorrectly states that entry into the interim waste storage building will require a radiation work permit. While this is generally true, there will be portions of the building that can be entered without such a permit. This description will be clarified.
- The location of the ground water wells may not be clear in FSAR Section 2.4.1.2.5. Luminant will clarify as necessary. The information does not affect the assessments or conclusions in the COL application.
- In the FSAR Section 2.4.11.5, the maximum expected Lake Granbury intake flow rate is identified as approximately 65,400 gpm. This is inconsistent with some other locations in the COL application that use 63,350 gpm. Luminant will identify the locations where this parameter is addressed in the COL application and provide a consistent value or explain any differences.
- In Part 1 of the application and in FSAR Chapter 17, the corporate organization for the ownership of CPNPP Units 3 and 4 are discussed and the basic corporate organization presented. In structuring the corporate organization, an additional holding company has been added to the chain of ownership (Nuclear Energy Future Holding II LLC). Changes such as these are needed to establish the desired tax structure for the project and do not substantially affect the review of the COL application. Luminant is also developing a joint venture with Mitsubishi Heavy Industries, Ltd. that will hold the assets and contracts necessary for the development and approval of the application (see below). The COL application will be updated to reflect such changes as they occur.
- Also, on September 16, 2008, Luminant and MHI entered into an agreement to form a joint venture to further the development of CPNPP Units 3 and 4. Closing of the joint venture is currently anticipated to occur prior to year end. As the CPNPP Units 3 and 4 project progresses, MHI and other financial partners may be added to the corporate structure. Such financial arrangements are common for a very large capital project such as the design and construction of new nuclear power plants. As any new partners are confirmed, the NRC will be notified and the COL application will be updated as appropriate in a subsequent revision.

ATTACHMENT 4

STANDARDIZATION MATRIX

Comanche Peak Nuclear Power Plant, Units 3 & 4
COL Application
Standardization Matrix

Page 1

1.0 PURPOSE

The purpose of this document is to provide a standardization matrix to identify a level of standardization for the chapters sections and sub-sections of the Final Safety Analysis Report (FSAR) of Combined License (COL) Application for Comanche Peak Nuclear Power Plant (CPNPP), Units 3 & 4 as it applies to the standard plant design of the US-APWR described in the Design Certification Document (DCD). This Standardization Matrix is based on the plant design described in the DCD and additional site-specific design requirements. For the COL application, the standardization matrix will identify the chapters, sections and sub-sections of the FSAR which reflects the standard design as well as those chapters and sections which will require further design information to augment the standard DCD design to address site-specific requirements.

2.0 APPLICABILITY

The Standardization Matrix is applicable to the all of the chapters, sections and sub-sections of the COL Application Part 2, FSAR, prepared in accordance with 10 CFR 52.79 and RG1.206 as part of the COL Application for CPNPP, Units 3 and 4.

3.0 REFERENCES

- 3.1 10 CFR 52.79, "Contents of Applications; Technical Information in Final Safety Analysis Report"
- 3.2 Regulatory Guide (RG) 1.206, "Combined License Applications for Nuclear Power Plants (LER)," dated June, 2007

4.0 ACRONYMS AND DEFINITIONS

The following is a list of acronyms and definitions used throughout this procedure.

- 4.1 CPNPP – Comanche Peak Nuclear Power Plant
- 4.2 DCD - Design Certification Document. This document establishes the standard plant design of the US-APWR.
- 4.3 FSAR – Final Safety Analysis Report. As part of the COL application, the FSAR is the safety analysis that documents the design basis for the plant and provides the results of analyses that demonstrate plant safety. The FSAR must include a description of the facility, a description of the design bases and limits on its operation, and a safety analysis of the facility systems, structures and components (SSCs) and of the facility as a whole in accordance with 10 CFR52.79.
- 4.4 IBR - Incorporated by Reference. IBR indicates that the section of the FSAR Incorporates by Reference the corresponding section of the DCD with no supplemental information provided.
- 4.5 Level of Standardization – this consists of three levels: 1) Site-Specific, 2) Standard, and 3) Standard with Site-Specific.

Comanche Peak Nuclear Power Plant, Units 3 & 4
COL Application
Standardization Matrix

Page 2

- 4.6 Site-Specific - indicates that the section or sub-section of the FSAR Incorporates by Reference the corresponding section of the DCD with additional information to describe site-specific features or information unique to the applicant.
- 4.7 Standard – indicates that the section or sub-section of the FSAR Incorporates by Reference the corresponding section of the DCD with additional information provided that is expected to be identical for the R-COL application and future S-COL applications.
- 4.8 Standard with Site-Specific - indicates that the section or sub-section of the FSAR Incorporates by Reference the corresponding section of the DCD with a combination of additional standard and site-specific information provided.

5.0 PROCEDURE

The following provides an overview on each column in the Standardization Matrix and the information provided:

The Standardization Matrix (see Table 1) lists each chapter of the COL Application, Part 2, FSAR, in a tabulated form. The sections and sub-sections of each chapter are further displayed at the X-Y or X-Y-Z level. This table consists of four heading over six columns. The first two headings identify the FSAR Section and FSAR Section Title. The third heading contains one column which identifies whether the entire FSAR section incorporates the DCD by reference (IBR). In other words, the FSAR section or sub-section completely matches the DCD. The last heading contains three columns which identify the section or sub-section that incorporates the DCD by reference and is augmented with additional information identified as standard, standard with site-specific, and site-specific.

Each chapter section and sub-section is categorized in only one of the last four columns of the matrix with an "X" in the applicable column. In certain instances, the FSAR section or sub-section may not apply to the design of the US-APWR. In those cases, the section or sub-section will be categorized with an "N/A" designating "not applicable." Additionally, shaded region means that there are no contents in DCD section or subsection.

**Comanche Peak Nuclear Power Plant, Units 3 & 4
COL Application
Standardization Matrix**

Page 3

6.0 TABLE 1 STANDARDIZATION MATRIX

COLA Part 2 FSAR Section	US-APWR	Incorporated by Reference (Match DCD)	Level of Standardization		
	FSAR Section Title		Standard	Standard With Site-Specific	Site-Specific
FSAR Chapter 1 – Introduction and General Description					
1.0	Introduction and General Description of The Plant				
1.1	Introduction				X
1.1.1	Plant Location				X
1.1.2	Containment Type	X			
1.1.3	Reactor Type	X			
1.1.4	Power Output	X			
1.1.5	Schedule				X
1.1.6	Format and Content			X	
1.2	General Plant Description	X			
1.2.1	Principal Design Criteria, Safety Considerations and Operating Characteristics				X
1.3	Comparisons with Other Facilities	X			
1.4	Identification of Agents and Contractors				
1.4.1	Applicant/Program Manager – Mitsubishi Heavy Industries, Ltd				X
1.4.2	Other Contractors and Participants				X
1.5	Requirements for Further Technical Information	X			
1.6	Material Referenced				X
1.7	Drawings and Other Detailed Information				X
1.8	Interfaces for Standard Design				X
1.8.1	Summary of Combined License Information Items				X
1.9	Conformance with Regulatory Criteria				X

**Comanche Peak Nuclear Power Plant, Units 3 & 4
COL Application
Standardization Matrix**

Page 4

COLA Part 2 FSAR Section	US-APWR	Incorporated by Reference (Match DCD)	Level of Standardization		
	FSAR Section Title		Standard	Standard With Site-Specific	Site-Specific
1.9.1	Conformance with Regulatory Guides				X
1.9.2	Conformance with Standard Review Plan				X
1.9.3	Generic Issues				X
1.9.4	Operational Experience (Generic Communications)				X
1.9.5	Advanced and Evolutionary Light-Water Reactor Design Issues	X			
1.10	Hazards Posed by Construction to Operating Units				X
FSAR Chapter 2 – Site Characteristics					
2.0	Site Characteristics				X
2.1	Geography and Demography				X
2.1.1	Site Location and Description				X
2.1.2	Exclusion Area Authority and Control				X
2.1.3	Population Distribution				X
2.2	Nearby Industrial, Transportation, and Military Facilities				X
2.2.1	Locations and Routes				X
2.2.2	Descriptions				X
2.2.3	Evaluation of Potential Accidents				X
2.3	Meteorology				X
2.3.1	Regional Climatology				X
2.3.2	Local Meteorology				X
2.3.3	Onsite Meteorological Measurements Program				X
2.3.4	Short-Term Atmospheric Dispersion Estimates for Accident Releases				X
2.3.5	Long-Term Atmospheric Dispersion Estimates for Routine Releases				X
2.4	Hydrologic Engineering				X
2.4.1	Hydrologic Description				X
2.4.2	Floods				X

**Comanche Peak Nuclear Power Plant, Units 3 & 4
COL Application
Standardization Matrix**

Page 5

COLA Part 2 FSAR Section	US-APWR	Incorporated by Reference (Match DCD)	Level of Standardization		
	FSAR Section Title		Standard	Standard With Site-Specific	Site-Specific
2.4.3	Probable Maximum Flood on Streams and Rivers				X
2.4.4	Potential Dam Failures				X
2.4.5	Probable Maximum Surge and Seiche Flooding				X
2.4.6	Probable Maximum Tsunami Hazards				X
2.4.7	Ice Effects				X
2.4.8	Cooling Water Canals and Reservoirs				X
2.4.9	Channel Diversions				X
2.4.10	Flooding Protection Requirements				X
2.4.11	Low Water Considerations				X
2.4.12	Groundwater				X
2.4.13	Accidental Releases of Radioactive Liquid Effluent in Ground and Surface waters				X
2.4.14	Technical Specification and Emergency Operation Requirements				X
2.5	Geology, Seismology, and Geotechnical Engineering				X
2.5.1	Basic Geologic and Seismic Information				X
2.5.2	Vibratory Ground Motion				X
2.5.3	Surface Faulting				X
2.5.4	Stability of Subsurface Materials and Foundations				X
2.5.5	Stability of Slopes				X
FSAR Chapter 3 – Design of Structures, Components, Equipment, Systems					
3.0	Design of Structures, Systems, Components, and Equipment				
3.1	Conformance with NRC General Design Criteria	X			
3.1.1	Overall Requirements	X			
3.1.2	Protection by Multiple Fission Product Barriers	X			

**Comanche Peak Nuclear Power Plant, Units 3 & 4
COL Application
Standardization Matrix**

Page 6

COLA Part 2 FSAR Section	US-APWR	Incorporated by Reference (Match DCD)	Level of Standardization		
	FSAR Section Title		Standard	Standard With Site- Specific	Site- Specific
3.1.3	Protection and Reactivity Control Systems	X			
3.1.4	Fluid Systems		X		
3.1.5	Reactor Containment	X			
3.1.6	Fuel and Reactivity Control	X			
3.2	Classification of Structures, Systems, and Components	X			
3.2.1	Seismic Classification		X		
3.2.2	System Quality Group Classification		X		
3.3	Wind and Tornado Loadings				
3.3.1	Wind Loadings				X
3.3.2	Tornado Loadings				X
3.4	Water Level (Flood) Design				
3.4.1	Flood Protection				X
3.4.2	Analysis Procedures				X
3.5	Missile Protection	X			
3.5.1	Missile Selection and Description				X
3.5.2	Structures, Systems, and Components to be Protected from Externally Generated Missiles				X
3.5.3	Barrier Design Procedures	X			
3.6	Protection Against Dynamic Effects Associated with Postulated Rupture of Piping	X			
3.6.1	Plant Design for Protection against Postulated Piping Failures in Fluid Systems Inside and Outside of Containment		X		
3.6.2	Determination of Rupture Locations and Dynamic Effects Associated with the Postulated Rupture of Piping		X		
3.6.3	LBB Evaluation Procedures	X			
3.7	Seismic Design				X
3.7.1	Seismic Design Parameters				X
3.7.2	Seismic System Analysis				X
3.7.3	Seismic Subsystem Analysis				X

**Comanche Peak Nuclear Power Plant, Units 3 & 4
COL Application
Standardization Matrix**

Page 7

COLA Part 2 FSAR Section	US-APWR	Incorporated by Reference (Match DCD)	Level of Standardization		
	FSAR Section Title		Standard	Standard With Site- Specific	Site- Specific
3.7.4	Seismic Instrumentation			X	
3.8	Design of Category I Structures				
3.8.1	Concrete Containment			X	
3.8.2	Steel Containment	N/A	N/A	N/A	N/A
3.8.3	Concrete and Steel Internal Structures of Concrete Containment	X			
3.8.4	Other Seismic Category I Structures				X
3.8.5	Foundations				X
3.9	Mechanical Systems and Components				
3.9.1	Special Topics for Mechanical Components	X			
3.9.2	Dynamic Testing and Analysis of Systems, Components, and Equipment				X
3.9.3	ASME Code Class 1, 2, and 3 Components, Component Supports, and CCSs			X	
3.9.4	Control Rod Drive Systems	X			
3.9.5	Reactor Pressure Vessel Internals	X			
3.9.6	Functional Design, Qualification, and Inservice Testing Programs for Pumps, Valves and Dynamic Restraints			X	
3.10	Seismic and Dynamic Qualification of Mechanical and Electrical Equipment			X	
3.10.1	Seismic Qualification Criteria				X
3.10.2	Methods and Procedures for Qualifying Mechanical and Electrical Equipment and Instrumentation				X
3.10.3	Methods and Procedures of Analysis or Testing of Supports of Mechanical and Electrical Equipment and Instrumentation	X			
3.10.4	Test And Analyses Results and Experience Database				X

**Comanche Peak Nuclear Power Plant, Units 3 & 4
COL Application
Standardization Matrix**

Page 8

COLA Part 2 FSAR Section	US-APWR	Incorporated by Reference (Match DCD)	Level of Standardization		
	FSAR Section Title		Standard	Standard With Site-Specific	Site-Specific
3.11	Environmental Qualification of Mechanical and Electrical Equipment				X
3.11.1	Equipment Location and Environmental Conditions				X
3.11.2	Qualification Tests and Analyses	X			
3.11.3	Qualification Test Results				X
3.11.4	Loss of Ventilation				X
3.11.5	Estimated Chemical and Radiation Environment				X
3.11.6	Qualification of Mechanical Equipment				X
3.12	Piping Design Review				
3.12.1	Introduction	X			
3.12.2	Codes and Standards	X			
3.12.3	Piping Analysis Methods	X			
3.12.4	Piping Modeling Technique	X			
3.12.5	Piping Stress Analysis Criteria			X	
3.12.6	Piping Support Design Criteria	X			
3.13	Threaded Fasteners (ASME Code Class 1, 2, and 3)				
3.13.1	Design Considerations		X		
3.13.2	Inservice Inspection Requirements	X			
FSAR Chapter 4 – Reactor					
4.0	Reactor	X			
4.1	Summary Description	X			
4.2	Fuel System Design	X			
4.3	Nuclear Design	X			
4.4	Thermal and Hydraulic Design	X			
4.4.1	Design Bases		X		
4.4.2	Description of Thermal-Hydraulic Design of the Reactor Core	X			
4.4.3	Description of the Thermal and Hydraulic Design of the Reactor Coolant System	X			
4.4.4	Evaluation	X			
4.4.5	Testing and Verification	X			

**Comanche Peak Nuclear Power Plant, Units 3 & 4
COL Application
Standardization Matrix**

Page 9

COLA Part 2 FSAR Section	US-APWR	Incorporated by Reference (Match DCD)	Level of Standardization		
	FSAR Section Title		Standard	Standard With Site-Specific	Site-Specific
4.4.6	Instrumentation Requirements	X			
4.5	Reactor Materials	X			
4.6	Functional Design of Reactivity Control System	X			
FSAR Chapter 5 – Reactor Coolant System and Connected Systems					
5.0	Reactor Coolant and Connecting Systems				
5.1	Summary Description	X			
5.2	Integrity of Reactor Coolant Pressure Boundary	X			
5.2.1	Compliance with Codes and Code Cases				X
5.2.2	Overpressure Protection		X		
5.2.3	Reactor Coolant Pressure Boundary Materials	X			
5.2.4	Inservice Inspection and Testing of Reactor Coolant Pressure Boundary		X		
5.2.5	Reactor Coolant Pressure Boundary Leakage Detection	X			
5.3	Reactor Vessel				
5.3.1	Reactor Vessel Materials			X	
5.3.2	Pressure-Temperature Limits, Pressurized Thermal Shock, and Charpy Upper Shelf Energy Data Analyses			X	
5.3.3	Reactor Vessel Integrity				X
5.4	Reactor Coolant System Component and Subsystem Design	X			
FSAR Chapter 6 – Engineered Safety Features					
6.0	Engineered Safety Features	X			
6.1	Engineered Safety Feature Materials	X			
6.1.1	Metallic Materials		X		
6.1.2	Organic Materials				X
6.2	Containment Systems	X			

**Comanche Peak Nuclear Power Plant, Units 3 & 4
COL Application
Standardization Matrix**

Page 10

COLA Part 2 FSAR Section	US-APWR	Incorporated by Reference (Match DCD)	Level of Standardization		
	FSAR Section Title		Standard	Standard With Site-Specific	Site-Specific
6.2.1	Containment Functional Design		X		
6.2.2	Containment Heat Removal Systems		X		
6.2.3	Secondary Containment Functional Design	N/A			
6.2.4	Containment Isolation System		X		
6.2.5	Combustible Gas Control in Containment		X		
6.2.6	Containment Leakage Testing		X		
6.2.7	Fracture Prevention of Containment Pressure Vessel	X			
6.3	Emergency Core Cooling Systems				
6.3.1	Design Basis	X			
6.3.2	System Design		X		
6.3.3	Performance Evaluation	X			
6.3.4	Tests and Inspections	X			
6.3.5	Instrumentation Requirements	X			
6.4	Habitability Systems	X			
6.4.1	Design Basis	X			
6.4.2	System Design				X
6.4.3	System Operational Procedures		X		
6.4.4	Design Evaluations				X
6.4.5	Testing and Inspection	X			
6.4.6	Instrumentation Requirements				X
6.5	Fission Product Removal and Control Systems	X			
6.5.1	ESF Filter Systems		X		
6.5.2	Containment Spray Systems	X			
6.5.3	Fission Product Control Systems	X			
6.5.4	Ice Condenser as a Fission Product Cleanup System	N/A	N/A	N/A	N/A
6.5.5	Pressure Suppression Pool as a Fission Product Cleanup System	N/A	N/A	N/A	N/A
6.6	Inservice Inspection of Class 2 and 3 Components		X		
6.6.1	Components Subject to Examination	X			

**Comanche Peak Nuclear Power Plant, Units 3 & 4
COL Application
Standardization Matrix**

Page 11

COLA Part 2 FSAR Section	US-APWR FSAR Section Title	Incorporated by Reference (Match DCD)	Level of Standardization		
			Standard	Standard With Site-Specific	Site-Specific
6.6.2	Accessibility	X			
6.6.3	Examination Techniques and Procedures	X			
6.6.4	Inspection Intervals	X			
6.6.5	Examination Categories and Requirements	X			
6.6.6	Evaluation of Examination Results	X			
6.6.7	System Pressure Tests	X			
6.6.8	Augmented Inservice Inspection to Protect Against Postulated Piping Failures		X		
FSAR Chapter 7 – Instrumentation and Controls					
7.0	Instrumentation And Controls				
7.1	Introduction	X			
7.2	Reactor Trip System	X			
7.3	Engineered Safety Feature Systems	X			
7.4	Systems Required for Safe Shutdown				
7.4.1	System Description				X
7.4.2	Design Basis Information	X			
7.4.3	Analysis	X			
7.5	Information Systems Important to Safety				
7.5.1	System Description				X
7.5.2	Design Basis Information	X			
7.5.3	Analysis	X			
7.6	Interlock Systems Important to Safety	X			
7.7	Control Systems Not Required for Safety	X			
7.8	Diverse Instrumentation and Control Systems	X			
7.9	Data Communication Systems	X			
FSAR Chapter 8-Electrical Power					
8.0	Electric Power				

**Comanche Peak Nuclear Power Plant, Units 3 & 4
COL Application
Standardization Matrix**

Page 12

COLA Part 2 FSAR Section	US-APWR	Incorporated by Reference (Match DCD)	Level of Standardization		
	FSAR Section Title		Standard	Standard With Site- Specific	Site- Specific
8.1	Introduction				
8.1.1	General				X
8.1.2	Utility Power Grid and Offsite Power System Description				X
8.1.3	Onsite Power System Description	X			
8.1.4	Safety-Related Loads	X			
8.1.5	Design Bases				X
8.2	Offsite Power System				
8.2.1	System Description				X
8.2.2	Analysis				X
8.2.3	Design Bases Requirements				X
8.3	Onsite Power Systems	X			
8.3.1	AC Power Systems			X	
8.3.2	DC Power System		X		
8.3.3	Tests and Inspections	X			
8.4	Station Blackout	X			
FSAR Chapter 9 – Auxiliary Systems					
9.0	Auxiliary Systems				
9.1	Fuel Storage and Handling				
9.1.1	Criticality Safety of New and Spent Fuel Storage	X			
9.1.2	New and Spent Fuel Storage				X
9.1.3	Spent Fuel Pit Cooling and Purification System	X			
9.1.4	Light Load Handling System (Related to Refueling)	X			
9.1.5	Overhead Heavy Load Handling System	X			
9.2	Water Systems				
9.2.1	Essential Service Water System				X
9.2.2	Component Cooling Water System	X			
9.2.3	(Reserved)	N/A	N/A	N/A	N/A
9.2.4	Potable and Sanitary Water Systems				X
9.2.5	Ultimate Heat Sink				X

**Comanche Peak Nuclear Power Plant, Units 3 & 4
COL Application
Standardization Matrix**

Page 13

COLA Part 2 FSAR Section	US-APWR	Incorporated by Reference (Match DCD)	Level of Standardization		
	FSAR Section Title		Standard	Standard With Site-Specific	Site-Specific
9.2.6	Condensate Storage Facilities (Demineralized Water, Condensate Storage, and Primary Makeup Water)	X			
9.2.7	Chilled Water System	X			
9.2.8	Turbine Component Cooling water System	X			
9.2.9	Non-Essential Service Water System	X			
9.3	Process Auxiliaries				
9.3.1	Compressed Air and Gas Systems				X
9.3.2	Process and Post-Accident Sampling Systems	X			
9.3.3	Equipment and Floor Drainage Systems	X			
9.3.4	Chemical and Volume Control System	X			
9.3.5	Standby Liquid Control System (BWR)	N/A	N/A	N/A	N/A
9.4	Air Conditioning, Heating, Cooling, and Ventilation Systems	X			
9.4.1	Main Control Room Heating, Ventilation and Air Conditioning System				X
9.4.2	Spent Fuel Pool Area Ventilation System	X			
9.4.3	Auxiliary Building Ventilation System				X
9.4.4	Turbine Building Area Ventilation System	X			
9.4.5	Engineered Safety Feature Ventilation System				X
9.4.6	Containment Ventilation System				X
9.5	Other Auxiliary Systems				
9.5.1	Fire Protection Program				X
9.5.2	Communication Systems				X
9.5.3	Lighting Systems	X			
9.5.4	Gas Turbine Generator Fuel Oil Storage and Transfer System	X			

**Comanche Peak Nuclear Power Plant, Units 3 & 4
COL Application
Standardization Matrix**

Page 14

COLA Part 2 FSAR Section	US-APWR	Incorporated by Reference (Match DCD)	Level of Standardization		
	FSAR Section Title		Standard	Standard With Site-Specific	Site-Specific
9.5.5	Gas Turbine Generator Cooling Water System [Not Required]	N/A	N/A	N/A	N/A
9.5.6	Gas Turbine Generator Starting System	X			
9.5.7	Gas Turbine Generator Lubrication System	X			
9.5.8	Gas Turbine Generator Combustion Air Intake and Exhaust System	X			
FSAR Chapter 10 – Steam and Power Conversion System					
10.0	Steam And Power Conversion System				
10.1	Summary Description	X			
10.2	Turbine Generator				
10.2.1	Design Bases	X			
10.2.2	Description	X			
10.2.3	Turbine Rotor Integrity		X		
10.2.4	Evaluation	X			
10.3	Main Steam Supply System	X			
10.3.1	Design Bases	X			
10.3.2	Description		X		
10.3.3	Safety Evaluation	X			
10.3.4	Inspection and Tests	X			
10.3.5	Water Chemistry	X			
10.3.6	Steam and Feedwater System Materials		X		
10.4	Other Features of Steam and Power Conversion System				
10.4.1	Main Condensers	X			
10.4.2	Main Condenser Evacuation System	X			
10.4.3	Gland Seal System	X			
10.4.4	Turbine Bypass System	X			
10.4.5	Circulating Water System				X
10.4.6	Condensate Polishing System	X			
10.4.7	Condensate and Feedwater System	X			

**Comanche Peak Nuclear Power Plant, Units 3 & 4
COL Application
Standardization Matrix**

Page 15

COLA Part 2 FSAR Section	US-APWR	Incorporated by Reference (Match DCD)	Level of Standardization		
	FSAR Section Title		Standard	Standard With Site-Specific	Site-Specific
10.4.8	Steam Generator Blowdown System				X
10.4.9	Emergency Feedwater System	X			
10.4.10	Secondary Side Chemical Injection System	X			
10.4.11	Auxiliary Steam Supply System	X			
FSAR Chapter 11 – Radioactive Waste Management System					
11.0	Radioactive Waste Management System				
11.1	Source Terms	X			
11.2	Liquid Waste Management System	X			
11.2.1	Design Bases				X
11.2.2	System Description				X
11.2.3	Radioactive Effluent Releases				X
11.3	Gaseous Waste Management System	X			
11.3.1	Design Bases				X
11.3.2	System Description			X	
11.3.3	Radioactive Effluent Releases				X
11.3.4	Ventilation System	X			
11.3.5	Testing and Inspection Requirements	X			
11.3.6	Instrumentation Requirements	X			
11.4	Solid Waste Management System	X			
11.4.1	Design Bases			X	
11.4.2	System Description			X	
11.4.3	Radioactive Effluent Releases				X
11.4.4	Component Description				X
11.4.5	Malfunction Analysis	X			
11.4.6	Testing and Inspection Requirements	X			
11.4.7	Instrumentation Requirements	X			
11.5	Process Effluent Radiation Monitoring and Sampling Systems				X
11.5.1	Design Bases	X			

**Comanche Peak Nuclear Power Plant, Units 3 & 4
COL Application
Standardization Matrix**

Page 16

COLA Part 2 FSAR Section	US-APWR	Incorporated by Reference (Match DCD)	Level of Standardization		
	FSAR Section Title		Standard	Standard With Site-Specific	Site-Specific
11.5.2	System Descriptions				X
11.5.3	Effluent Monitoring and Sampling	X			
11.5.4	Process Monitoring and Sampling	X			
FSAR Chapter 12 – Radiation Protection					
12.0	Radiation Protection				
12.1	Assuring that Occupational Radiation Exposures are As Low As Reasonably Achievable	X			
12.1.1	Policy Considerations				X
12.1.2	Design Considerations	X			
12.1.3	Operational Considerations				X
12.2	Radiation Sources	X			
12.2.1	Contained Sources				X
12.2.2	Airborne Radioactive Material Sources	X			
12.3	Radiation Protection Design Features				
12.3.1	Facility Design Features				X
12.3.2	Shielding				X
12.3.3	Ventilation	X			
12.3.4	Area Radiation and Airborne Radioactivity Monitoring Instrumentation				X
12.3.5	Dose Assessment	X			
12.4	Dose Assessment	X			
12.4.1	Occupational Radiation Exposure				X
12.4.2	Radiation Exposure at the Site Boundary	X			
12.5	Operational Radiation Protection Program				X
FSAR Chapter 13 – Conduct of Operations					
13.0	Conduct Of Operations	X			
13.1	Organizational Structure of Applicant				X
13.1.1	Management and Technical Support Organization				X

**Comanche Peak Nuclear Power Plant, Units 3 & 4
COL Application
Standardization Matrix**

Page 17

COLA Part 2 FSAR Section	US-APWR	Incorporated by Reference (Match DCD)	Level of Standardization		
	FSAR Section Title		Standard	Standard With Site-Specific	Site-Specific
13.1.2	Operating Organization				X
13.1.3	Qualifications of Nuclear Plant Personnel				X
13.2	Training		X		
13.2.1	Plant Staff Training Program		X		
13.2.2	Applicable NRC Documents		X		
13.3	Emergency Planning				X
13.3.1	Combined License Application and Emergency Plan Content				X
13.3.2	Emergency Plan Considerations for Multiunit Site				X
13.3.3	Emergency Planning Inspections, Tests, Analyses, and Acceptance Criteria				X
13.4	Operational Program Implementation		X		
13.5	Plant Procedures		X		
13.5.1	Administrative Procedures		X		
13.5.2	Operating and Maintenance Procedures		X		
13.6	Security		X		
13.6.1	Physical Security – Combined License	X			
13.6.2	Physical Security – Design Certification	X			
13.6.3	Physical Security – Early Site Permit	N/A	N/A	N/A	N/A
13.7	Fitness for Duty		X		
FSAR Chapter 14 – Verification Programs					
14.0	Verification Programs				
14.1	Specific Information to be Included in Preliminary/Final Safety Analysis Reports	N/A	N/A	N/A	N/A
14.2	Initial Plant Test Program				
14.2.1	Summary of Test Program and Objectives		X		
14.2.2	Organization and Staffing				X
14.2.3	Test Procedures				X

**Comanche Peak Nuclear Power Plant, Units 3 & 4
COL Application
Standardization Matrix**

Page 18

COLA Part 2 FSAR Section	US-APWR	Incorporated by Reference (Match DCD)	Level of Standardization		
	FSAR Section Title		Standard	Standard With Site-Specific	Site-Specific
14.2.4	Conduct of Test Program				X
14.2.5	Review, Evaluation, and Approval of Test Results				X
14.2.6	Test Records				X
14.2.7	Conformance of Test Program with RGs	X			
14.2.8	Utilization of Reactor Operating and Testing Experience in the Development of Test Program	X			
14.2.9	Trial Testing of Plant Operating and Emergency Procedures				X
14.2.10	Initial Fuel Loading and Initial Criticality	X			
14.2.11	Test Program Schedule				X
14.2.12	Individual Test Descriptions			X	
14.3	Inspections, Tests, Analyses, and Acceptance Criteria	X			
14.3.1	Introduction	X			
14.3.2	Chapter 1 of Tier 1, Introduction	X			
14.3.3	Chapter 2 of Tier 1, Design Descriptions and ITAAC	X			
14.3.4	Chapter 2 of Tier 1, Development of Specific ITAAC			X	
14.3.5	Chapter 3 of Tier 1, Interface Requirements	X			
FSAR Chapter 15 – Transient and Accident Analyses					
15.0	Transient and Accident Analysis	X			
15.0.0	Introduction – Transient and Accident Analysis	X			
15.0.1	Radiological Consequence Analyses Using Alternative Source Terms	X			
15.0.2	Review of Transient and Accident Analysis Methods	X			
15.0.3	Design Basis Accident Radiological Consequence Analyses for Advanced Light Water Reactors				X
15.1	Increase in Heat Removal by the Secondary System	X			

**Comanche Peak Nuclear Power Plant, Units 3 & 4
COL Application
Standardization Matrix**

Page 19

COLA Part 2 FSAR Section	US-APWR	Incorporated by Reference (Match DCD)	Level of Standardization		
	FSAR Section Title		Standard	Standard With Site-Specific	Site-Specific
15.2	Decrease in Heat Removal by the Secondary System	X			
15.3	Decrease in Reactor Coolant System Flow Rate	X			
15.4	Reactivity and Power Distribution Anomalies	X			
15.5	Increase in Reactor Coolant Inventory	X			
15.6	Decrease in Reactor Coolant Inventory	X			
15.7	Radioactive Release From a Subsystem or Component	X			
15.8	Anticipated Transient without Scram	X			
FSAR Chapter 16 – Technical Specifications					
16.0	Technical Specifications				
16.1	Introduction				
16.1.1	Introduction to Technical Specifications			X	
FSAR Chapter 17 – Quality Assurance and Reliability Assurance					
17.0	Quality Assurance and Reliability Assurance				X
17.1	Quality Assurance During the Design Phase				X
17.2	Quality Assurance During the Construction and Operations Phases				X
17.3	Quality Assurance Program Description				X
17.4	Reliability Assurance Program	X			
17.4.1	New Section 17.4 in the Standard Review Plan	X			
17.4.2	Introduction	X			
17.4.3	Scope				X
17.4.4	Quality Controls				X
17.4.5	Integration into Existing Operational Programs				X
17.4.6	Operating Experience	X			

**Comanche Peak Nuclear Power Plant, Units 3 & 4
COL Application
Standardization Matrix**

Page 20

COLA Part 2 FSAR Section	US-APWR	Incorporated by Reference (Match DCD)	Level of Standardization		
	FSAR Section Title		Standard	Standard With Site-Specific	Site-Specific
17.4.7	D-RAP				X
17.4.8	ITAAC for the D-RAP				X
17.5	Quality Assurance Program Description				X
17.5.3	Evaluation of QAPD Against the SRP and QAPD Submittal Guidance Combined License Information				X
17.6	Description of Applicant's Program for Implementation of 10 CFR 50.65, the Maintenance Rule				X
17.6.2	Maintenance Rule Program				X
FSAR Chapter 18 – Human Factors Engineering					
18.0	Human Factors Engineering				
18.1	HFE Program Management	X			
18.2	Operating Experience Review	X			
18.3	Functional Requirements Analysis and Function Allocation	X			
18.4	Task Analysis	X			
18.5	Staffing and Qualifications	X			
18.6	Human Reliability Analysis	X			
18.7	Human-System Interface Design	X			
18.8	Procedure Development	X			
18.9	Training Program Development	X			
18.10	Verification and Validation	X			
18.11	Design Implementation	X			
18.12	Human Performance Monitoring	X			
FSAR Chapter 19 – Probabilistic Risk Assessment and Severe Accident Evaluation					
19.0	Probabilistic Risk Assessment and Severe Accident Evaluation	X			
19.1	Probabilistic Risk Assessment	X			
19.1.1	Uses and Applications of the PRA				X
19.1.2	Quality of PRA	X			
19.1.3	Special Design/Operational Features	X			

**Comanche Peak Nuclear Power Plant, Units 3 & 4
COL Application
Standardization Matrix**

Page 21

COLA Part 2 FSAR Section	US-APWR	Incorporated by Reference (Match DCD)	Level of Standardization		
	FSAR Section Title		Standard	Standard With Site- Specific	Site- Specific
19.1.4	Safety insights from the Internal Events PRA for Operations at Power				X
19.1.5	Safety Insights from the External Events PRA for Operations at Power				X
19.1.6	Safety Insights from the PRA for Other Modes of Operation				X
19.1.7	PRA-Related Input to Other Programs and Processes			X	
19.1.8	Conclusions and Findings	X			
19.2	Severe Accident Evaluation	X			
19.2.1	Introduction	X			
19.2.2	Severe Accident Prevention	X			
19.2.3	Severe Accident Mitigation	X			
19.2.4	Containment Performance Capability	X			
19.2.5	Accident Management				X
19.2.6	Consideration of Potential Design Improvements Under 10 CFR 50.34(f)				X
19.3	Open, Confirmatory, and COL Action Items Identified as Unresolved	X			

c- (w/o enclosures)

Brett Wiggs, Luminant Development

Mike Blevins, Luminant Power

Jeff Simmons, Luminant Development

Rafael Flores, Luminant Power

Stephen R. Monarque, NRO/DNRL, DCD, Washington D.C.

Jeff Ciocco, NRO/DNRL, DCD, Washington D.C.

B. K. Singal, NRR, DCD, Washington D.C.

Resident Inspectors, CPNPP

Elmo E. Collins, Region IV

USNRC - Region IV

611 Ryan Plaza Drive, Suite 400

Arlington, TX 76011

Loren R. Plisco, Deputy Regional Administrator for Construction, Region II

U.S. NRC Region II

Sam Nunn Atlanta Federal Center, 23 T85

61 Forsyth Street, SW

Atlanta, GA 30303-8931

Email Distribution (w/o enclosures):

mike.blevins@luminant.com
Gregory.Kelly@luminant.com
mlucas3@luminant.com
jeff.simmons@energyfutureholdings.com
Bill.Moore@luminant.com
brock.degeyter@energyfutureholdings.com
rbird1@luminant.com
tgilder1@luminant.com
Matthew.Weeks@luminant.com
Timothy.Clouser@luminant.com
Richard.Brabec@luminant.com
Ronald.Carver@luminant.com
David.Volkening@luminant.com
dwallin1@luminant.com
Bruce.Turner@luminant.com
Eric.Evans@luminant.com
Robert.Reible@luminant.com
donald.woodlan@luminant.com
John.Conly@luminant.com
Jean.Amundson@luminant.com
Georgie.Kessner@luminant.com
JCaldwell@luminant.com
DBESHEA1@txu.com
Tom.Kleckner@luminant.com
Fred.Madden@luminant.com
Dennis.Buschbaum@luminant.com
Carolyn.Cosentino@luminant.com
cp34update@certrec.com
Rafael.Flores@luminant.com
brett.wiggs@luminant.com

shinji_kawanago@mnes-us.com
masahiko_kaneda@mnes-us.com
sherry_bernhoft@mnes-us.com
masanori_onozuka@mnes-us.com
tapia_joseph@mnes-us.com
dshulman@enercon.com
john_mohr@mnes-us.com
ck_paulson@mnes-us.com
ethan_hunt@mnes-us.com
bevans@enercon.com
maggart@enercon.com
gsalamon@enercon.com
pwells@enercon.com
BWELTMA1@txu.com
parcaro@enercon.com
jon.wiegand@wgint.com
jeff.lietzow@wgint.com
mark.beaumont@wsms.com
rjb@nei.org
lck@nei.org
michael.johnson@nrc.gov
dbm@nrc.gov
tab@nrc.gov
ljb3@nrc.gov
srm2@nrc.gov
jac3@nrc.gov
bxz@nrc.gov
michael.willingham@nrc.gov
john.kramer@nrc.gov
Brian.Tindell@nrc.gov