

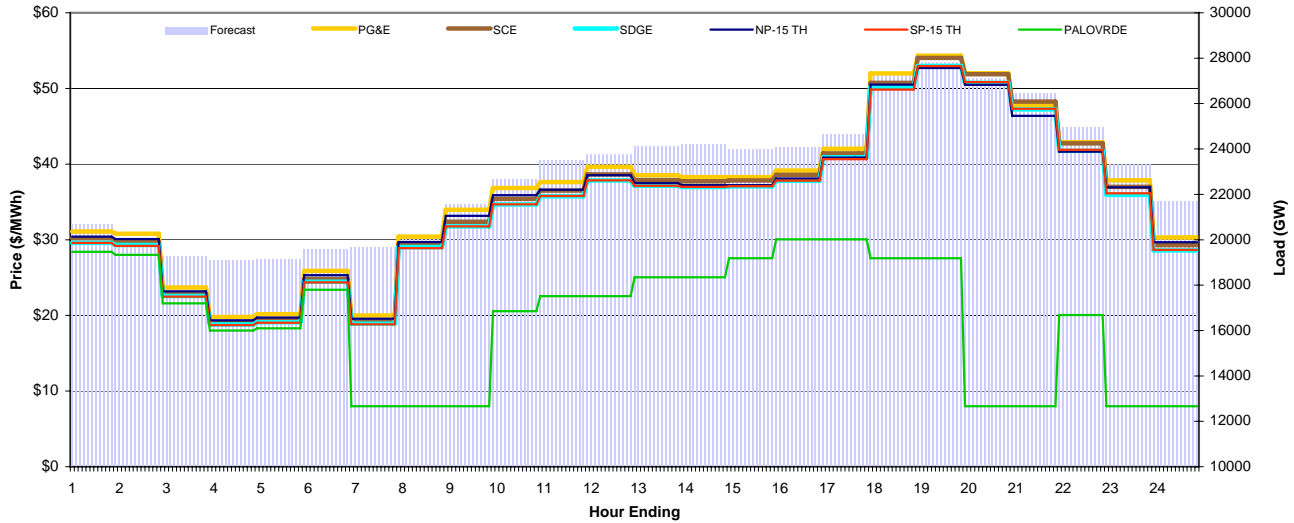
# CAISO Daily Report

## Sunday November 01, 2009

Price Color Codes: <=0 >=100 >=200

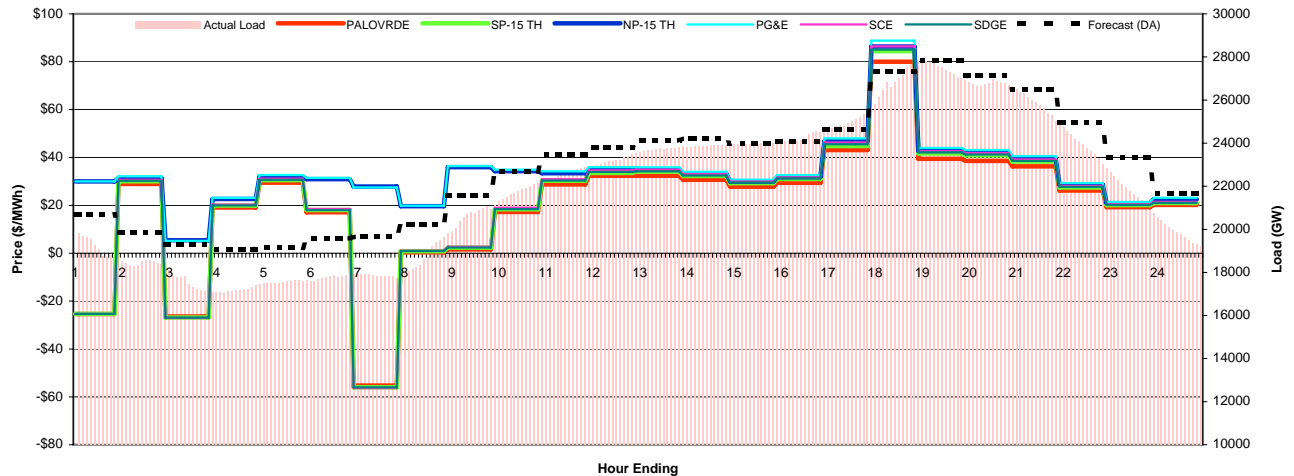
### Day-Ahead Prices and Cleared Load

	HE1	HE2	HE3	HE4	HE5	HE6	HE7	HE8	HE9	HE10	HE11	HE12	HE13	HE14	HE15	HE16	HE17	HE18	HE19	HE20	HE21	HE22	HE23	HE24
PG&E	31.09	30.79	23.70	19.79	20.15	25.89	19.99	30.41	33.97	36.84	37.63	39.63	38.54	38.28	38.29	39.15	42.03	51.99	54.32	52.01	47.81	42.88	37.86	30.31
SCE	30.19	29.72	22.89	19.06	19.37	24.80	19.18	29.37	32.38	35.41	36.51	38.63	37.87	37.74	37.83	38.59	41.40	50.74	54.04	51.89	48.26	42.75	36.99	29.29
SDGE	29.59	29.32	22.58	18.79	19.10	24.46	18.91	29.05	31.77	34.65	35.74	37.85	37.13	36.97	37.05	37.79	40.91	50.25	52.98	50.74	47.23	41.76	35.94	28.60
NP-15 TH	30.40	30.10	23.17	19.36	19.72	25.32	19.57	29.70	33.16	35.90	36.61	38.54	37.49	37.23	37.23	38.09	40.85	50.51	52.70	50.48	46.38	41.65	36.93	29.68
SP-15 TH	29.59	29.18	22.48	18.72	19.03	24.36	18.83	28.90	31.76	34.69	35.78	37.87	37.13	37.00	37.06	37.81	40.66	49.85	52.96	50.84	47.30	41.89	36.14	28.66
PALOVPRDE	28.40	28.00	21.60	18.00	18.28	23.39	8.00	8.00	8.00	20.55	22.55	22.55	25.05	25.05	27.55	30.05	30.05	27.55	27.55	8.00	8.00	20.05	8.00	8.00
Forecast	20.7	19.8	19.3	19.1	19.1	19.6	19.7	20.2	21.6	22.7	23.5	23.8	24.1	24.2	24.0	24.1	24.6	27.3	27.8	27.1	26.5	25.0	23.3	21.7



### Preliminary Real-Time Prices with Forecasted and Actual System Load

	HE1	HE2	HE3	HE4	HE5	HE6	HE7	HE8	HE9	HE10	HE11	HE12	HE13	HE14	HE15	HE16	HE17	HE18	HE19	HE20	HE21	HE22	HE23	HE24
Palovrde	-25.36	28.93	-26.41	19.15	29.49	17.12	-55.29	0.42	1.59	17.23	28.75	32.37	32.38	30.68	27.80	29.42	43.15	80.05	39.42	38.60	36.29	26.24	19.23	20.21
sp15	-25.35	30.12	-26.86	19.94	30.59	18.05	-56.01	0.90	2.34	18.38	30.25	33.56	34.07	32.32	29.31	31.02	44.82	84.46	41.73	40.90	38.32	27.45	20.11	21.01
np15	30.02	31.41	5.41	22.70	32.03	30.93	27.88	19.64	36.00	34.28	33.43	35.07	35.02	33.23	29.95	31.80	46.73	86.37	42.73	41.97	39.48	28.59	20.92	22.60
pgae	30.02	32.12	5.16	23.14	32.71	31.46	27.51	19.86	36.43	34.92	34.22	35.95	35.90	34.06	30.73	32.61	47.97	88.86	43.96	43.11	40.58	29.34	21.42	23.11
sce	-25.34	30.67	-27.09	20.33	31.17	18.52	-56.31	1.08	2.73	18.97	30.97	34.66	34.87	33.07	29.95	31.70	46.29	86.42	42.64	41.83	39.20	28.12	20.54	21.46
sdge	-25.32	30.32	-26.89	19.97	30.70	18.05	-56.02	0.93	2.43	18.46	30.34	33.94	34.20	32.49	29.53	31.29	45.54	85.07	42.15	41.22	38.60	27.73	20.20	21.04
Forecast-Load	1.6	1.5	1.9	1.9	1.6	1.8	1.8	1.3	0.8	0.8	0.8	0.5	0.4	0.3	0.0	-0.2	-0.5	0.2	0.5	0.4	0.9	1.3	1.8	2.0
Load	19.08	18.38	17.40	17.23	17.56	17.79	17.86	18.96	20.79	21.86	22.66	23.25	23.73	23.88	23.98	24.30	25.13	27.12	27.32	26.73	25.61	23.65	21.53	19.70



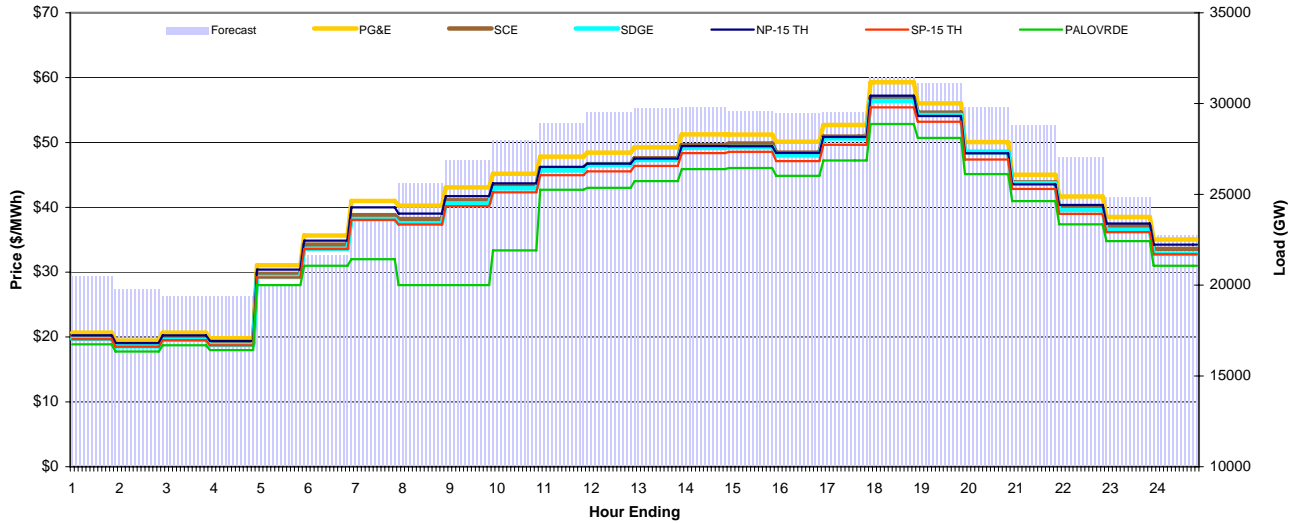
# CAISO Daily Report

## Monday November 02, 2009

Price Color Codes: <=0 >=100 >=200

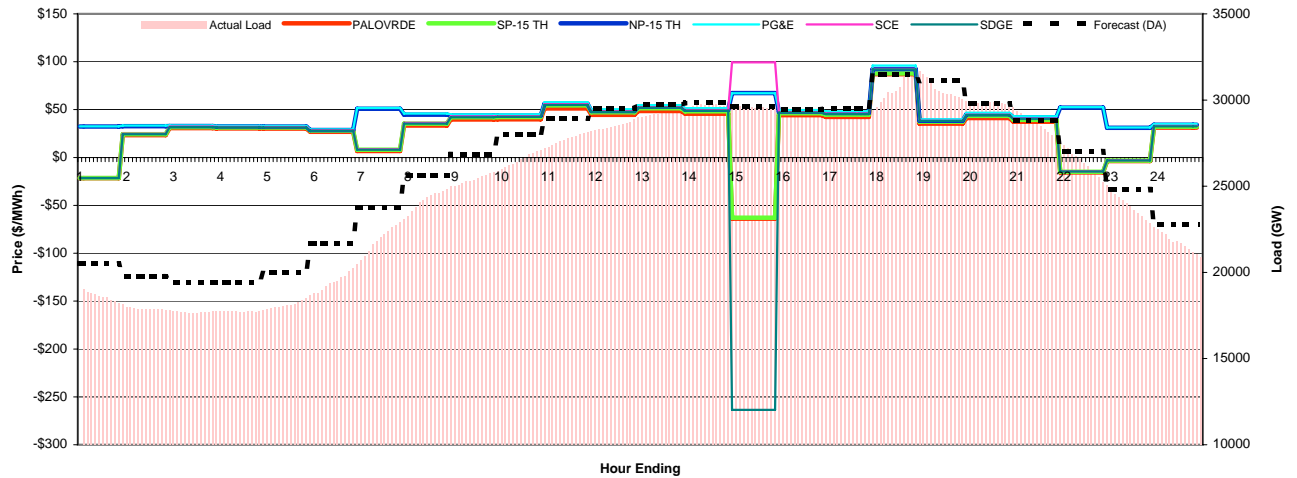
### Day-Ahead Prices and Cleared Load

	HE1	HE2	HE3	HE4	HE5	HE6	HE7	HE8	HE9	HE10	HE11	HE12	HE13	HE14	HE15	HE16	HE17	HE18	HE19	HE20	HE21	HE22	HE23	HE24
PG&E	20.69	19.45	20.68	19.81	31.07	35.65	40.99	40.26	43.08	45.17	47.82	48.43	49.24	51.25	51.22	50.11	52.70	59.28	56.04	50.06	45.03	41.66	38.51	35.04
SCE	20.05	18.83	19.88	19.08	29.74	34.25	38.79	38.20	41.08	43.29	46.03	46.67	47.57	49.61	49.84	48.43	50.91	56.91	54.60	48.52	43.85	39.93	37.12	33.58
SDGE	19.72	18.55	19.55	18.77	29.27	33.61	38.20	37.56	40.62	42.93	45.70	46.53	47.30	49.18	49.30	48.01	50.64	56.40	54.22	48.50	43.73	39.57	36.55	32.82
NP-15 TH	20.26	19.07	20.26	19.39	30.39	34.86	40.00	39.03	41.73	43.69	46.25	46.73	47.51	49.44	49.42	48.38	50.85	57.21	54.08	48.33	43.55	40.37	37.50	34.24
SP-15 TH	19.67	18.49	19.52	18.73	29.20	33.57	38.06	37.36	40.18	42.32	44.95	45.56	46.40	48.35	48.56	47.13	49.64	55.42	53.21	47.37	42.83	38.98	36.18	32.78
PALOVDRDE	18.88	17.76	18.74	18.00	28.00	31.00	32.00	28.00	28.00	33.36	42.72	43.00	44.05	45.90	46.06	44.86	47.23	52.85	50.71	45.14	40.95	37.39	34.79	31.00
Forecast	20.5	19.8	19.4	19.4	20.0	21.7	23.8	25.6	26.9	28.0	28.9	29.5	29.7	29.8	29.6	29.5	29.5	31.5	31.1	29.8	28.8	27.0	24.8	22.8



### Preliminary Real-Time Prices with Forecasted and Actual System Load

	HE1	HE2	HE3	HE4	HE5	HE6	HE7	HE8	HE9	HE10	HE11	HE12	HE13	HE14	HE15	HE16	HE17	HE18	HE19	HE20	HE21	HE22	HE23	HE24
Palovrde	-21.60	23.34	30.61	30.32	30.21	26.88	6.73	33.33	39.73	39.90	51.27	44.56	48.65	45.78	-63.95	44.23	42.44	86.98	35.43	41.18	37.44	-15.63	-3.67	31.12
sp15	-21.51	24.32	31.67	31.35	31.29	27.98	8.08	35.32	41.98	42.26	54.42	47.22	51.33	48.31	-62.90	46.15	44.70	87.77	37.45	43.61	39.45	-14.86	-3.19	32.27
np15	32.44	32.71	32.93	32.48	32.41	28.60	50.97	44.77	43.89	43.81	56.13	48.58	53.09	49.96	67.31	47.75	46.50	92.33	38.30	45.25	41.83	52.13	31.06	34.18
pgae	32.51	33.30	33.60	33.16	33.10	29.28	51.68	45.84	45.10	45.07	57.84	50.36	54.83	51.58	67.12	49.56	48.21	95.96	39.83	46.69	43.09	52.59	31.39	35.02
sce	-21.43	24.84	32.29	31.97	31.90	28.51	8.55	36.21	42.97	43.25	55.77	48.41	52.65	49.56	99.40	47.36	45.86	92.53	38.33	44.67	40.50	-14.48	-2.89	33.10
sdge	-21.52	24.42	31.79	31.47	31.39	28.06	8.18	35.41	42.11	42.61	54.90	47.73	52.04	48.86	-263.58	46.82	45.38	91.94	38.18	44.37	40.15	-14.67	-3.01	32.50
Forecast-Load	2.0	1.9	1.7	1.7	1.8	2.0	1.6	1.2	1.3	1.3	1.1	0.9	0.4	0.1	0.1	0.2	0.3	0.5	0.7	0.0	0.5	1.0	1.3	1.2
Load	18.51	17.84	17.68	17.73	18.23	19.67	22.23	24.42	25.52	26.70	27.85	28.60	29.29	29.68	29.53	29.29	29.17	30.98	30.38	29.75	28.35	25.99	23.51	21.53



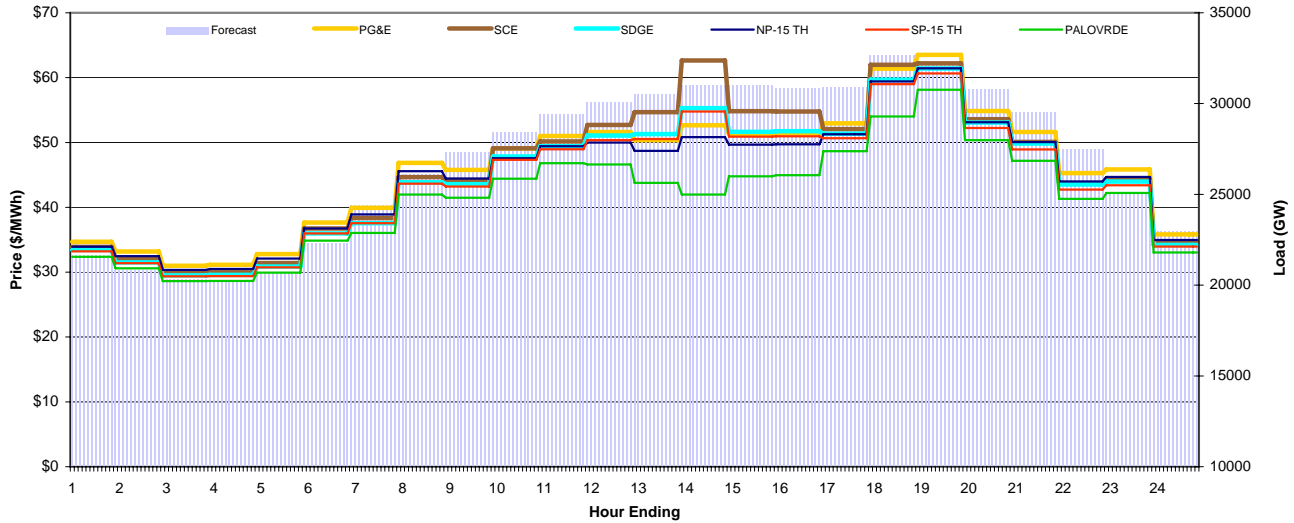
# CAISO Daily Report

## Tuesday November 03, 2009

Price Color Codes: <=0 >=100 >=200

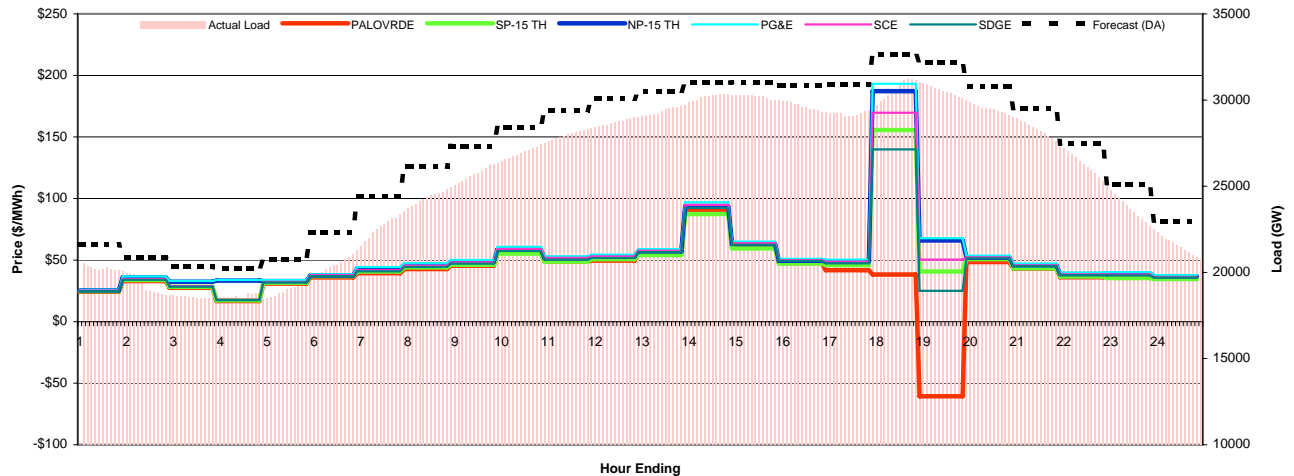
### Day-Ahead Prices and Cleared Load

	HE1	HE2	HE3	HE4	HE5	HE6	HE7	HE8	HE9	HE10	HE11	HE12	HE13	HE14	HE15	HE16	HE17	HE18	HE19	HE20	HE21	HE22	HE23	HE24
PG&E	34.70	33.18	30.99	31.14	32.80	37.64	39.92	46.85	45.78	49.09	50.99	51.63	50.35	52.65	51.33	51.39	52.94	61.39	63.51	54.85	51.61	45.27	45.85	35.82
SCE	33.91	32.04	29.95	29.97	31.40	36.73	38.35	44.67	44.22	49.11	50.17	52.71	54.68	62.65	54.82	54.79	52.06	61.98	62.20	53.59	50.10	43.71	44.47	34.74
SDGE	33.43	31.52	29.52	29.58	30.87	35.97	37.54	43.87	43.57	47.84	49.42	51.08	51.30	55.28	51.63	51.73	51.36	59.68	61.41	53.08	49.85	43.53	43.96	34.21
NP-15 TH	33.91	32.48	30.34	30.49	32.11	36.75	38.90	45.58	44.43	47.58	49.43	49.99	48.71	50.84	49.66	49.71	51.26	59.40	61.44	53.12	50.08	44.00	44.68	34.96
SP-15 TH	33.22	31.38	29.35	29.39	30.75	35.97	37.55	43.66	43.20	47.33	48.95	50.35	50.52	54.78	50.90	50.95	50.65	59.00	60.65	52.24	48.92	42.74	43.40	33.95
PALOVDRDE	32.37	30.60	28.62	28.64	29.92	34.86	36.05	41.97	41.47	44.41	46.82	46.60	43.77	41.97	44.77	44.95	48.66	54.00	58.13	50.36	47.17	41.29	42.23	33.05
Forecast	21.6	20.8	20.3	20.2	20.7	22.3	24.4	26.1	27.3	28.4	29.4	30.1	30.5	31.0	31.0	30.9	30.9	32.7	32.2	30.8	29.5	27.5	25.1	23.0



### Preliminary Real-Time Prices with Forecasted and Actual System Load

	HE1	HE2	HE3	HE4	HE5	HE6	HE7	HE8	HE9	HE10	HE11	HE12	HE13	HE14	HE15	HE16	HE17	HE18	HE19	HE20	HE21	HE22	HE23	HE24
Palovrde	24.19	32.95	27.56	16.69	30.89	35.88	39.32	42.65	45.42	55.88	48.84	49.59	54.71	90.53	60.61	47.57	41.86	38.26	-60.80	48.40	43.07	36.09	36.69	34.89
sp15	24.73	33.88	28.31	17.32	31.70	36.95	40.76	44.07	46.27	55.31	48.83	50.82	54.16	87.41	59.48	47.21	45.97	155.62	40.72	50.73	43.38	36.79	35.42	34.63
np15	25.42	36.00	32.45	33.29	33.02	37.54	43.27	46.05	48.61	58.98	51.54	52.80	57.12	93.75	63.04	49.50	48.85	187.25	65.97	51.88	45.80	38.69	39.17	36.80
pgae	25.92	36.76	33.11	33.82	33.72	38.44	44.34	47.32	50.05	60.78	53.13	54.36	58.89	96.85	65.05	51.08	50.42	193.17	67.85	53.56	47.19	39.81	40.18	37.70
sce	25.24	34.60	28.93	17.82	32.36	37.74	41.77	45.40	48.19	58.97	51.81	52.95	57.69	94.78	63.70	49.99	48.68	169.73	50.42	52.21	45.67	38.36	38.25	36.36
sdge	24.83	34.04	28.44	17.45	31.85	37.03	40.83	44.37	47.15	57.40	50.31	51.69	56.46	92.39	62.40	49.34	47.34	139.89	25.02	51.47	45.06	37.81	37.57	35.79
Forecast-Load	1.4	1.7	1.8	1.6	1.6	1.7	1.6	1.7	1.5	1.4	1.4	1.3	1.1	0.8	0.9	1.3	1.6	1.9	1.8	1.5	1.5	1.5	1.7	1.6
Load	20.19	19.14	18.54	18.59	19.11	20.61	22.83	24.46	25.82	27.06	28.07	28.78	29.43	30.21	30.14	29.55	29.26	30.73	30.38	29.35	28.07	25.97	23.39	21.37



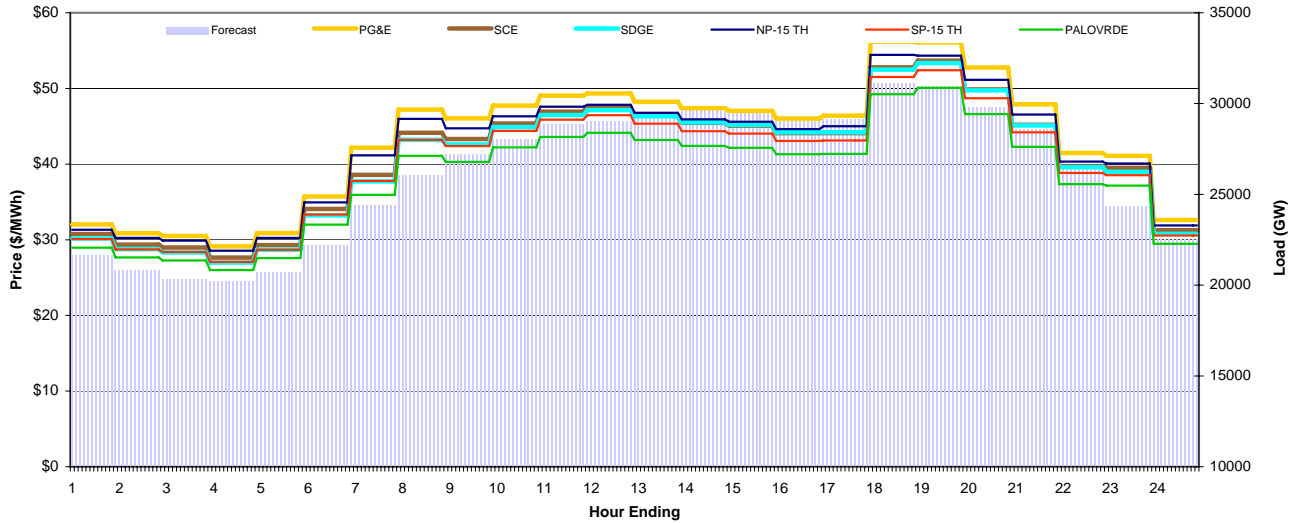
# CAISO Daily Report

## Wednesday November 04, 2009

Price Color Codes: <=0 >=100 >=200

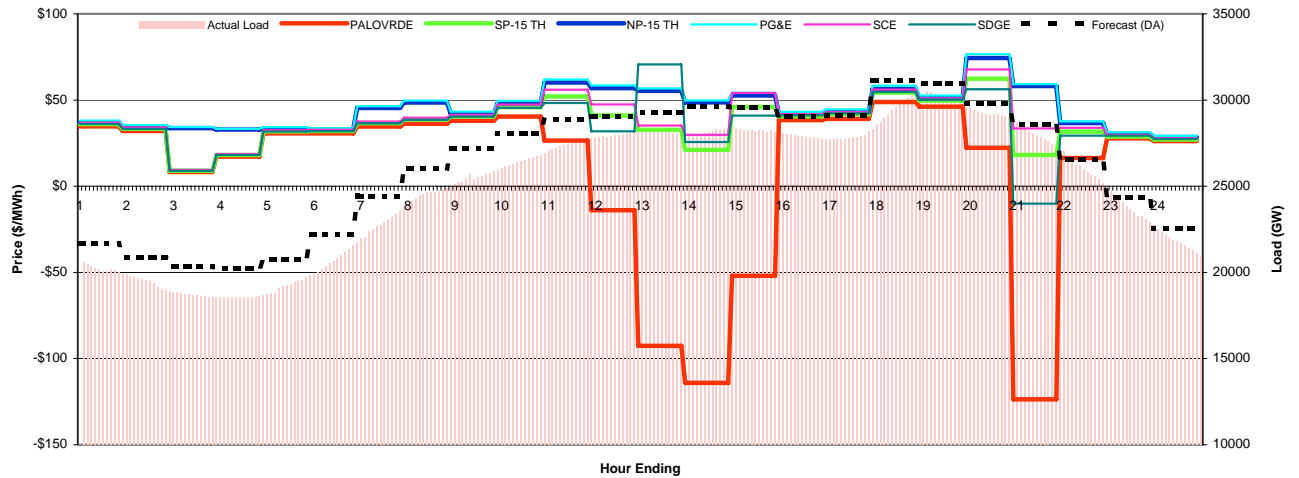
### Day-Ahead Prices and Cleared Load

	HE1	HE2	HE3	HE4	HE5	HE6	HE7	HE8	HE9	HE10	HE11	HE12	HE13	HE14	HE15	HE16	HE17	HE18	HE19	HE20	HE21	HE22	HE23	HE24
PG&E	32.02	30.86	30.50	29.13	30.87	35.73	42.18	47.21	46.03	47.73	49.05	49.34	48.24	47.39	47.03	46.02	46.41	56.17	56.10	52.77	47.90	41.48	41.09	32.62
SCE	30.75	29.35	28.97	27.63	29.28	34.07	38.57	44.14	43.31	45.37	46.94	47.55	46.44	45.45	45.10	44.10	44.10	52.79	53.67	49.86	45.20	39.68	39.51	31.25
SDGE	30.15	28.75	28.32	26.99	28.67	33.23	37.71	43.21	42.58	44.89	46.49	47.14	46.31	45.52	45.19	44.21	44.20	52.49	53.35	49.74	45.12	39.59	38.98	30.76
NP-15 TH	31.32	30.24	29.88	28.55	30.24	34.95	41.16	45.97	44.73	46.32	47.59	47.84	46.78	45.92	45.59	44.62	45.01	54.44	54.34	51.15	46.55	40.33	40.08	31.88
SP-15 TH	30.09	28.72	28.39	27.07	28.67	33.32	37.77	43.21	42.38	44.40	45.86	46.46	45.35	44.35	44.03	43.06	43.11	51.52	52.40	48.71	44.20	38.84	38.54	30.55
PALOVDRDE	28.95	27.66	27.27	26.00	27.58	32.00	35.93	41.09	40.30	42.21	43.58	44.14	43.18	42.41	42.15	41.31	41.34	49.23	50.07	46.60	42.28	37.35	37.16	29.46
Forecast	21.6	20.8	20.3	20.2	20.7	22.2	24.4	26.0	27.2	28.1	28.8	29.0	29.3	29.6	29.5	29.0	29.1	31.1	31.0	29.8	28.6	26.6	24.4	22.6



### Preliminary Real-Time Prices with Forecasted and Actual System Load

	HE1	HE2	HE3	HE4	HE5	HE6	HE7	HE8	HE9	HE10	HE11	HE12	HE13	HE14	HE15	HE16	HE17	HE18	HE19	HE20	HE21	HE22	HE23	HE24
Palovrde	34.78	32.06	8.27	17.22	30.63	30.69	34.61	36.26	37.95	40.43	26.49	-13.90	-92.60	-114.12	-51.96	38.34	39.07	48.87	46.18	22.33	-123.60	16.35	27.80	26.18
sp15	36.02	33.31	9.01	18.12	31.82	32.05	36.60	38.77	40.48	45.88	52.13	41.08	32.71	21.09	45.93	40.63	41.77	54.33	49.64	62.40	18.16	31.65	28.78	27.16
np15	37.20	34.66	33.68	32.96	33.57	32.88	45.39	48.56	42.13	48.19	60.19	56.95	55.37	48.68	52.63	41.97	43.20	56.43	50.97	74.40	58.12	36.67	30.51	28.55
pgae	38.07	35.45	34.37	33.38	34.29	33.67	46.44	49.72	43.27	49.54	61.89	58.47	56.77	49.82	54.19	43.21	44.53	58.29	52.66	76.59	59.24	37.63	31.33	29.27
sce	36.88	34.08	9.47	18.66	32.54	32.77	37.54	39.73	41.44	47.36	55.95	47.44	35.20	29.84	54.13	41.75	42.94	56.05	50.95	67.82	33.58	33.89	29.79	27.91
sdge	36.11	33.24	8.97	18.10	31.74	31.93	36.50	38.55	40.36	45.50	48.25	31.84	70.67	25.60	40.97	41.28	42.29	54.71	50.37	56.29	-10.14	29.34	29.33	27.42
Forecast-Load	1.5	1.5	1.7	1.7	1.4	1.2	1.4	1.4	1.6	1.5	1.3	1.0	1.2	1.4	1.4	1.2	1.2	1.4	0.9	0.7	0.8	0.8	0.9	1.0
Load	20.17	19.34	18.65	18.57	19.35	20.94	23.01	24.65	25.62	26.56	27.52	28.00	28.11	28.19	27.85	27.93	28.19	29.73	30.05	29.10	27.77	25.72	23.46	21.58



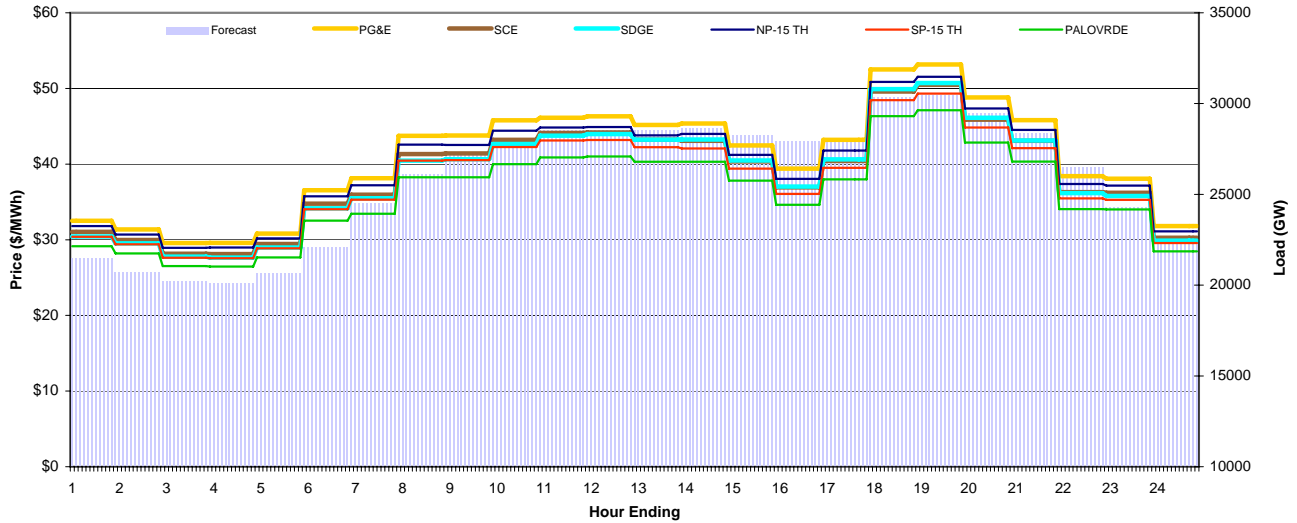
# CAISO Daily Report

Thursday November 05, 2009

Price Color Codes: <=0 >=100 >=200

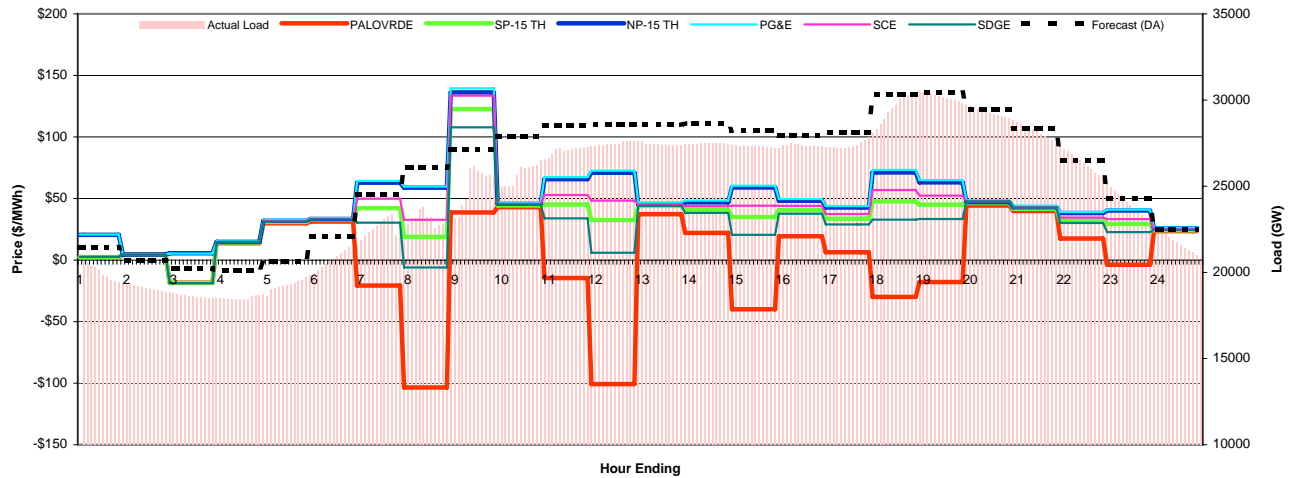
## Day-Ahead Prices and Cleared Load

	HE1	HE2	HE3	HE4	HE5	HE6	HE7	HE8	HE9	HE10	HE11	HE12	HE13	HE14	HE15	HE16	HE17	HE18	HE19	HE20	HE21	HE22	HE23	HE24
PG&E	32.50	31.36	29.56	29.58	30.81	36.55	38.14	43.74	43.78	45.80	46.13	46.32	45.17	45.37	42.46	39.40	43.21	52.51	53.17	48.82	45.81	38.40	38.06	31.82
SCE	31.05	29.98	28.15	28.11	29.44	34.76	35.96	41.33	41.41	43.21	44.11	44.17	43.24	43.08	40.36	36.93	40.41	49.59	50.49	45.87	43.09	36.30	36.21	30.26
SDGE	30.44	29.53	27.76	27.84	28.96	34.15	35.49	40.46	40.65	42.66	43.76	43.97	43.22	43.25	40.47	37.03	40.63	49.91	50.72	46.13	43.12	36.16	35.79	29.89
NP-15 TH	31.81	30.69	28.94	28.97	30.19	35.75	37.20	42.57	42.52	44.42	44.84	44.90	43.81	43.99	41.23	38.04	41.80	50.87	51.53	47.36	44.51	37.37	37.15	31.11
SP-15 TH	30.38	29.39	27.62	27.56	28.87	34.04	35.30	40.46	40.52	42.26	43.13	43.19	42.24	42.07	39.40	36.06	39.50	48.45	49.32	44.84	42.10	35.47	35.28	29.57
PALOVPRDE	29.14	28.18	26.51	26.45	27.67	32.52	33.44	38.27	38.27	40.00	40.89	41.00	40.31	40.31	37.82	34.63	37.99	46.33	47.12	42.84	40.33	34.05	34.00	28.46
Forecast	21.5	20.7	20.2	20.1	20.6	22.1	24.5	26.1	27.2	27.9	28.5	28.6	28.6	28.6	28.2	28.0	28.1	30.3	30.4	29.5	28.4	26.5	24.3	22.5



## Preliminary Real-Time Prices with Forecasted and Actual System Load

	HE1	HE2	HE3	HE4	HE5	HE6	HE7	HE8	HE9	HE10	HE11	HE12	HE13	HE14	HE15	HE16	HE17	HE18	HE19	HE20	HE21	HE22	HE23	HE24
Palovrde	2.12	4.21	-18.34	13.78	29.83	31.37	-20.62	-103.52	38.75	43.04	-14.63	-100.80	37.23	22.10	-39.87	19.31	6.37	-29.86	-17.82	44.33	39.93	17.51	-3.79	23.50
sp15	2.51	4.40	-18.65	14.39	31.06	32.86	42.22	18.77	122.73	44.42	45.10	32.45	44.01	40.88	34.91	40.68	33.65	47.69	44.93	46.33	41.69	32.40	29.38	24.33
np15	20.51	4.55	5.52	14.82	32.00	33.41	62.83	58.79	136.22	45.81	65.75	70.91	45.50	46.90	58.97	48.25	42.71	71.22	63.20	47.12	42.94	38.21	40.22	25.80
pgae	20.77	4.64	5.38	15.13	32.68	34.21	64.28	59.79	139.60	47.03	67.40	72.58	46.92	48.29	60.45	49.61	43.87	73.24	65.02	48.60	44.19	39.16	41.10	26.37
sce	2.75	4.49	-18.79	14.67	31.70	33.54	49.86	32.76	133.62	45.77	52.94	48.29	45.51	43.84	44.20	44.01	37.41	56.88	52.32	47.51	42.69	34.61	33.21	24.94
sdge	2.62	4.43	-18.71	14.47	31.25	33.09	30.38	-6.01	107.90	45.23	33.87	5.92	44.03	38.27	20.51	37.63	29.01	32.87	33.44	47.66	42.73	30.08	22.71	24.69
Forecast-Load	1.6	1.7	1.6	1.6	1.2	1.1	1.8	3.0	2.0	2.0	1.4	1.1	1.2	1.2	1.0	0.6	0.6	0.5	0.4	0.3	0.4	0.5	0.7	1.0
Load	19.90	19.02	18.57	18.54	19.40	20.98	22.67	23.09	25.20	25.91	27.16	27.51	27.39	27.45	27.29	27.35	27.52	29.85	30.06	29.14	27.94	26.02	23.59	21.51



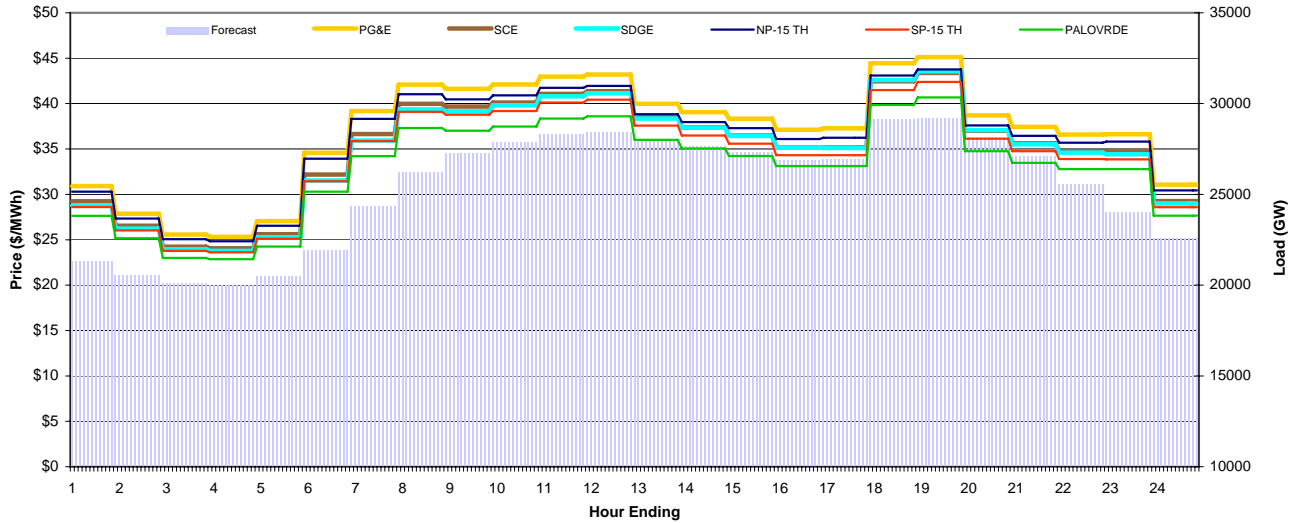
# CAISO Daily Report

## Friday November 06, 2009

Price Color Codes: <=0 >=100 >=200

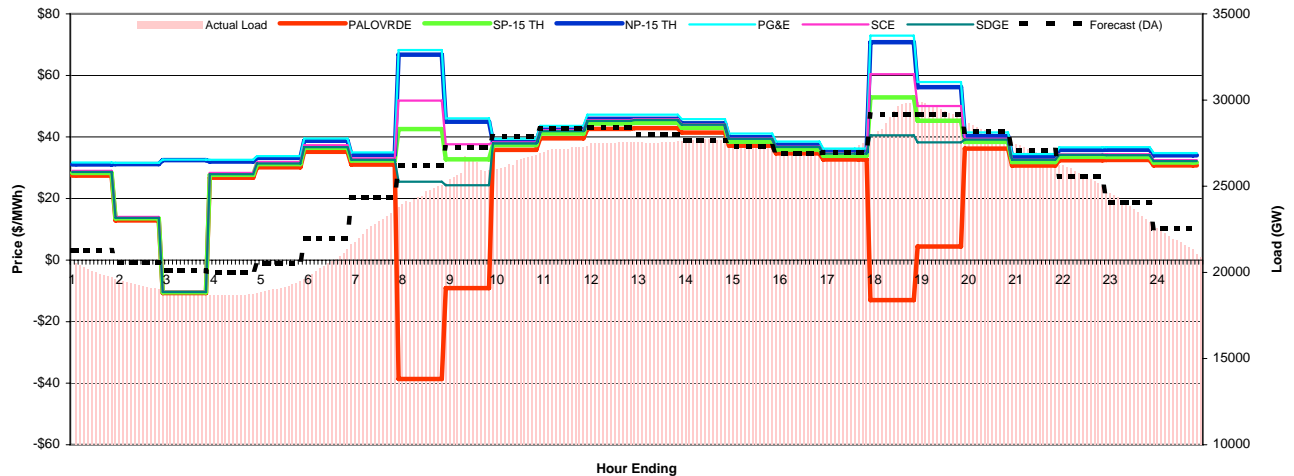
### Day-Ahead Prices and Cleared Load

	HE1	HE2	HE3	HE4	HE5	HE6	HE7	HE8	HE9	HE10	HE11	HE12	HE13	HE14	HE15	HE16	HE17	HE18	HE19	HE20	HE21	HE22	HE23	HE24
PG&E	30.91	27.87	25.58	25.32	27.06	34.58	39.18	42.08	41.62	42.11	42.96	43.20	39.97	39.05	38.34	37.12	37.28	44.45	45.11	38.71	37.43	36.59	36.63	31.07
SCE	29.23	26.55	24.24	24.06	25.60	32.18	36.64	39.98	39.67	40.11	41.07	41.36	38.47	37.39	36.47	35.16	35.15	42.45	43.37	37.02	35.63	34.74	34.72	29.25
SDGE	28.78	26.23	23.94	23.77	25.27	31.53	35.94	39.35	39.14	39.81	40.80	41.13	38.35	37.35	36.42	35.14	35.10	42.60	43.55	37.08	35.52	34.60	34.41	28.99
NP-15 TH	30.30	27.33	25.07	24.83	26.55	33.92	38.32	41.02	40.47	40.90	41.74	41.94	38.82	37.97	37.29	36.10	36.23	43.08	43.76	37.59	36.45	35.69	35.81	30.44
SP-15 TH	28.60	26.04	23.77	23.61	25.11	31.45	35.86	39.09	38.78	39.19	40.11	40.42	37.57	36.47	35.59	34.32	34.32	41.48	42.38	36.12	34.75	33.89	33.85	28.58
PALOVORDE	27.64	25.17	23.00	22.86	24.26	30.30	34.22	37.32	37.02	37.48	38.34	38.60	36.00	35.05	34.23	33.11	33.11	39.84	40.67	34.76	33.46	32.79	32.78	27.65
Forecast	21.3	20.6	20.1	20.0	20.5	22.0	24.4	26.2	27.3	27.9	28.3	28.4	28.0	27.6	27.3	26.9	27.0	29.2	29.2	28.2	27.1	25.6	24.0	22.6



### Preliminary Real-Time Prices with Forecasted and Actual System Load

	HE1	HE2	HE3	HE4	HE5	HE6	HE7	HE8	HE9	HE10	HE11	HE12	HE13	HE14	HE15	HE16	HE17	HE18	HE19	HE20	HE21	HE22	HE23	HE24
Palovrde	27.45	12.89	-10.73	26.75	30.16	35.18	31.04	-38.66	-9.09	35.82	39.53	42.60	42.91	41.42	37.14	34.67	32.69	-12.99	4.41	36.21	30.73	32.45	32.55	30.77
sp15	28.33	13.57	-10.43	27.71	31.19	36.50	32.40	42.57	32.73	37.38	41.11	44.34	44.60	42.97	38.44	35.90	33.88	52.87	45.26	38.41	31.86	33.56	33.54	31.73
np15	31.09	31.18	32.47	32.00	33.19	38.76	34.22	66.76	44.94	38.36	42.36	45.88	45.88	44.44	39.94	37.46	35.17	70.82	56.17	40.28	33.58	35.79	35.86	34.04
pgae	31.69	31.59	32.66	32.58	33.79	39.52	34.99	68.27	46.03	39.45	43.61	47.24	47.24	45.78	41.11	38.52	36.23	72.93	57.87	41.45	34.47	36.65	36.68	34.75
sce	28.99	14.02	-10.26	28.31	31.86	37.32	33.07	51.83	37.62	38.25	42.19	45.49	45.79	44.17	39.50	36.86	34.76	60.40	50.06	39.44	32.63	34.35	34.42	32.49
sdge	28.64	13.72	-10.37	27.92	31.42	36.72	32.57	25.49	24.33	37.92	41.89	45.24	45.53	44.03	39.42	36.76	34.64	40.52	38.27	39.15	32.57	34.19	34.11	32.17
Forecast-Load	1.3	1.4	1.3	1.3	1.3	1.2	1.3	1.5	1.2	1.4	1.1	0.9	0.4	0.0	-0.1	-0.2	-0.3	-0.2	-0.1	0.2	0.3	0.2	0.5	1.0
Load	19.98	19.18	18.76	18.70	19.23	20.77	23.02	24.69	26.06	26.53	27.21	27.51	27.54	27.67	27.38	27.13	27.29	29.33	29.28	27.99	26.76	25.42	23.54	21.61



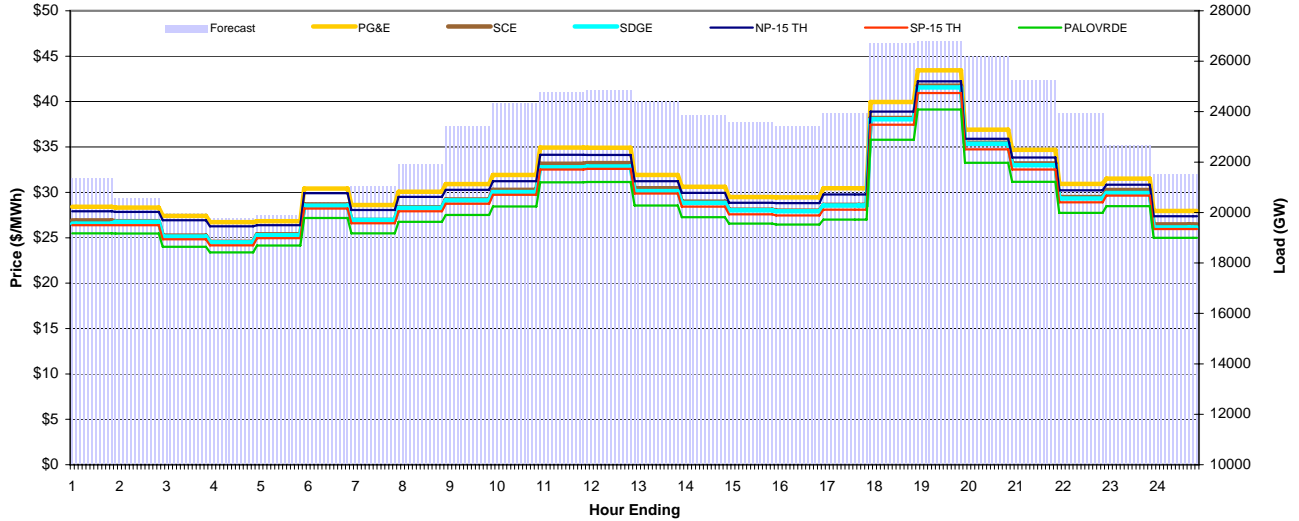
# CAISO Daily Report

## Saturday November 07, 2009

Price Color Codes: <=0 >=100 >=200

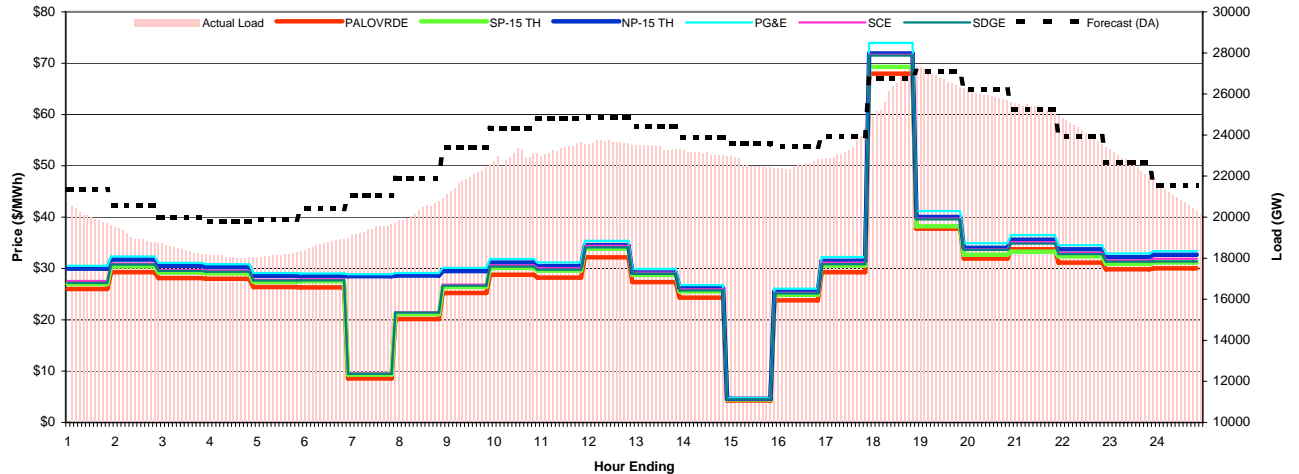
### Day-Ahead Prices and Cleared Load

	HE1	HE2	HE3	HE4	HE5	HE6	HE7	HE8	HE9	HE10	HE11	HE12	HE13	HE14	HE15	HE16	HE17	HE18	HE19	HE20	HE21	HE22	HE23	HE24
PG&E	28.42	28.33	27.40	26.71	26.83	30.42	28.60	30.06	30.91	31.92	34.93	34.91	31.92	30.61	29.48	29.45	30.45	39.95	43.44	36.91	34.68	30.93	31.52	27.95
SCE	26.91	26.83	25.24	24.55	25.37	28.68	26.97	28.35	29.22	30.27	33.15	33.23	30.46	28.97	28.09	27.98	28.62	38.19	41.75	35.45	33.19	29.48	30.26	26.47
SDGE	26.56	26.75	25.14	24.49	25.27	28.54	26.96	28.29	29.11	30.03	32.77	32.85	30.15	28.84	28.03	27.91	28.56	38.05	41.55	35.35	32.99	29.33	29.93	26.14
NP-15 TH	27.92	27.85	26.93	26.25	26.38	29.91	28.06	29.51	30.28	31.23	34.14	34.11	31.23	29.95	28.85	28.82	29.77	38.89	42.23	35.90	33.84	30.23	30.84	27.37
SP-15 TH	26.38	26.39	24.83	24.17	24.96	28.22	26.60	27.92	28.74	29.72	32.51	32.59	29.88	28.43	27.58	27.46	28.10	37.46	40.93	34.73	32.52	28.90	29.64	25.96
PALOVPRDE	25.48	25.47	24.00	23.38	24.14	27.17	25.49	26.75	27.52	28.44	31.10	31.15	28.56	27.27	26.55	26.46	27.00	35.80	39.12	33.26	31.16	27.75	28.48	25.00
Forecast	21.4	20.6	20.0	19.8	19.9	20.4	21.0	21.9	23.4	24.3	24.8	24.9	24.4	23.9	23.6	23.4	24.0	26.7	27.1	26.2	25.3	23.9	22.7	21.5



### Preliminary Real-Time Prices with Forecasted and Actual System Load

	HE1	HE2	HE3	HE4	HE5	HE6	HE7	HE8	HE9	HE10	HE11	HE12	HE13	HE14	HE15	HE16	HE17	HE18	HE19	HE20	HE21	HE22	HE23	HE24
Palovrde	25.99	29.26	28.13	28.00	26.37	26.31	8.56	20.15	25.23	28.78	28.23	32.18	27.34	24.32	4.28	23.78	29.27	67.97	37.74	31.94	33.75	31.15	29.85	30.03
sp15	26.96	30.41	29.20	29.05	27.37	27.52	9.32	21.12	26.42	30.11	29.57	33.84	28.74	25.53	4.49	24.87	30.58	69.28	38.21	32.69	33.26	32.36	30.90	31.18
np15	29.96	31.72	30.50	30.25	28.58	28.51	28.49	28.63	29.48	31.14	30.45	34.55	29.23	26.16	4.62	25.49	31.49	71.89	40.04	34.00	35.59	33.72	32.20	32.66
pgae	30.53	32.33	31.09	30.82	29.12	29.04	28.86	29.13	30.11	31.88	31.18	35.40	29.92	26.76	4.73	26.06	32.25	73.95	41.19	34.93	36.50	34.53	32.94	33.36
sce	27.55	30.96	29.72	29.56	27.82	27.89	9.55	21.46	26.85	30.62	30.09	34.41	29.19	25.94	4.56	25.26	31.14	71.65	39.72	33.71	35.12	33.05	31.58	31.89
sdge	27.17	30.78	29.52	29.37	27.65	27.67	9.47	21.41	26.66	30.38	29.79	34.10	29.00	25.74	4.53	25.12	30.84	71.47	39.56	33.61	34.85	32.79	31.32	31.35
Forecast-Load	1.4	1.6	1.6	1.7	1.7	1.6	1.5	1.5	1.4	1.3	1.4	1.2	1.0	0.8	1.0	0.8	0.3	0.2	0.4	0.4	0.0	-0.1	0.2	0.8
Load	19.99	18.98	18.38	18.07	18.21	18.79	19.50	20.45	22.02	22.99	23.40	23.66	23.40	23.08	22.54	22.59	23.61	26.54	26.69	25.85	25.27	24.03	22.46	20.77



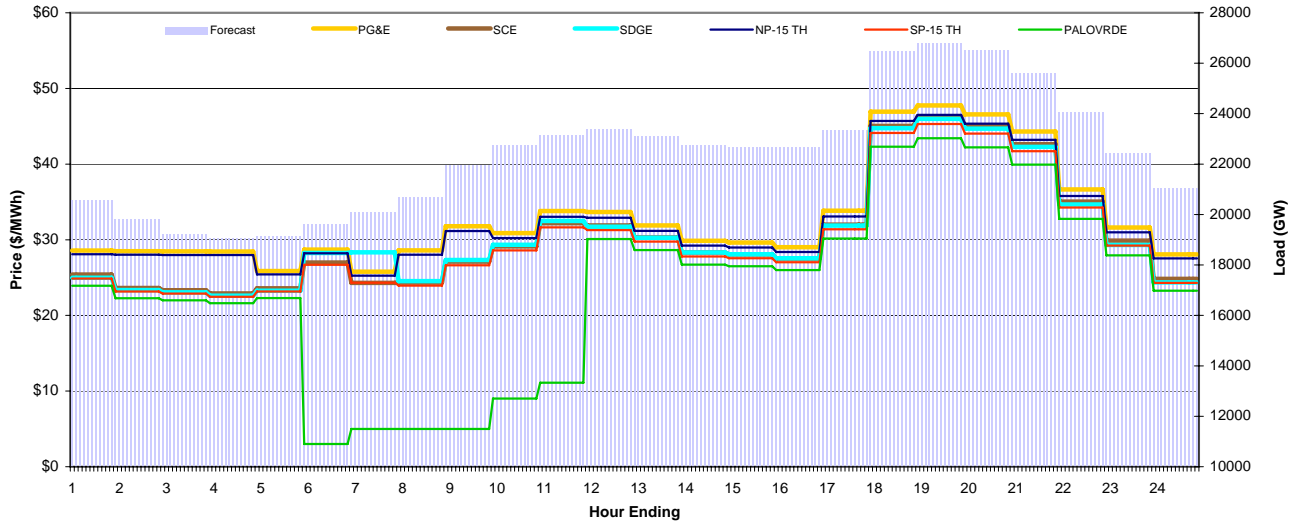
# CAISO Daily Report

## Sunday November 08, 2009

Price Color Codes: <=0 >=100 >=200

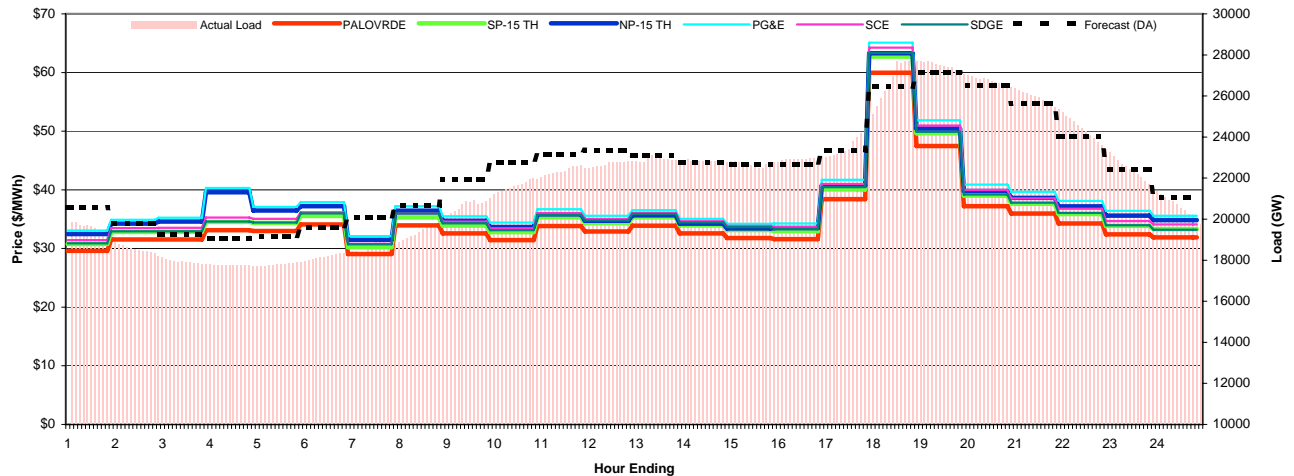
### Day-Ahead Prices and Cleared Load

	HE1	HE2	HE3	HE4	HE5	HE6	HE7	HE8	HE9	HE10	HE11	HE12	HE13	HE14	HE15	HE16	HE17	HE18	HE19	HE20	HE21	HE22	HE23	HE24
PG&E	28.57	28.49	28.47	28.45	25.86	28.69	25.78	28.59	31.78	30.89	33.80	33.68	31.90	29.87	29.63	29.01	33.84	46.92	47.75	46.56	44.32	36.65	31.63	28.06
SCE	25.40	23.62	23.33	22.90	23.58	26.98	24.29	24.35	27.12	29.11	32.19	31.89	30.32	28.31	28.06	27.52	32.00	45.06	46.32	45.01	42.64	35.04	29.89	24.83
SDGE	24.97	23.34	23.04	22.60	23.26	28.25	28.33	24.53	27.32	29.33	32.49	31.72	30.26	28.32	28.09	27.55	31.88	44.75	45.98	44.69	42.27	34.66	29.31	24.36
NP-15 TH	28.09	28.03	27.99	27.97	25.43	28.21	25.26	28.03	31.16	30.22	33.03	32.91	31.18	29.22	28.98	28.38	33.07	45.71	46.50	45.35	43.21	35.79	30.98	27.53
SP-15 TH	24.87	23.16	22.88	22.46	23.15	26.69	24.33	23.93	26.63	28.60	31.63	31.28	29.76	27.80	27.56	27.03	31.38	44.12	45.30	44.03	41.71	34.26	29.22	24.29
PALOVPRDE	23.91	22.27	22.00	21.61	22.29	3.00	5.00	5.00	5.00	9.00	11.11	30.10	28.64	26.70	26.50	26.00	30.16	42.30	43.43	42.22	39.92	32.76	27.94	23.26
Forecast	20.6	19.8	19.2	19.1	19.1	19.6	20.1	20.7	21.9	22.7	23.2	23.4	23.1	22.8	22.7	22.7	23.4	26.5	27.1	26.5	25.6	24.0	22.4	21.1



### Preliminary Real-Time Prices with Forecasted and Actual System Load

	HE1	HE2	HE3	HE4	HE5	HE6	HE7	HE8	HE9	HE10	HE11	HE12	HE13	HE14	HE15	HE16	HE17	HE18	HE19	HE20	HE21	HE22	HE23	HE24
Palovrde	29.60	31.54	31.55	33.11	32.97	34.11	29.05	33.92	32.58	31.42	33.83	32.89	33.89	32.56	31.78	31.60	38.40	59.96	47.47	37.21	35.94	34.27	32.42	31.90
sp15	30.78	32.80	32.86	34.55	34.37	35.54	30.23	35.30	33.91	32.79	35.33	34.31	35.34	33.94	33.15	32.97	40.08	62.72	49.66	39.00	37.61	35.89	33.86	33.30
np15	32.45	34.24	34.59	39.59	36.46	37.21	31.49	36.44	34.73	33.68	35.81	34.71	35.65	34.23	33.42	33.46	40.73	63.28	50.43	39.81	38.63	37.18	35.61	34.85
pgae	33.08	34.89	35.25	40.31	37.10	37.88	32.12	37.22	35.49	34.44	36.68	35.58	36.52	35.05	34.21	34.25	41.71	65.08	51.85	40.90	39.65	38.12	36.41	35.58
sce	31.44	33.48	33.53	35.28	35.05	36.17	30.79	35.97	34.59	33.45	36.05	35.02	36.07	34.65	33.84	33.68	41.00	64.25	50.96	39.97	38.54	36.77	34.68	34.11
sdge	30.89	32.93	32.93	34.58	34.43	35.99	30.71	35.95	34.30	33.11	35.74	34.78	35.89	34.46	33.62	33.36	40.46	63.34	49.89	39.19	37.81	36.05	33.96	33.20
Forecast-Load	1.1	1.3	1.3	1.3	1.3	1.4	1.4	1.1	1.2	1.0	0.8	0.6	0.2	-0.1	0.0	-0.3	-0.4	-0.6	-0.3	-0.2	-0.2	-0.1	0.2	0.6
Load	19.48	18.48	17.90	17.75	17.82	18.23	18.72	19.55	20.77	21.70	22.40	22.72	22.93	22.83	22.69	22.95	23.80	27.08	27.40	26.69	25.81	24.19	22.23	20.46





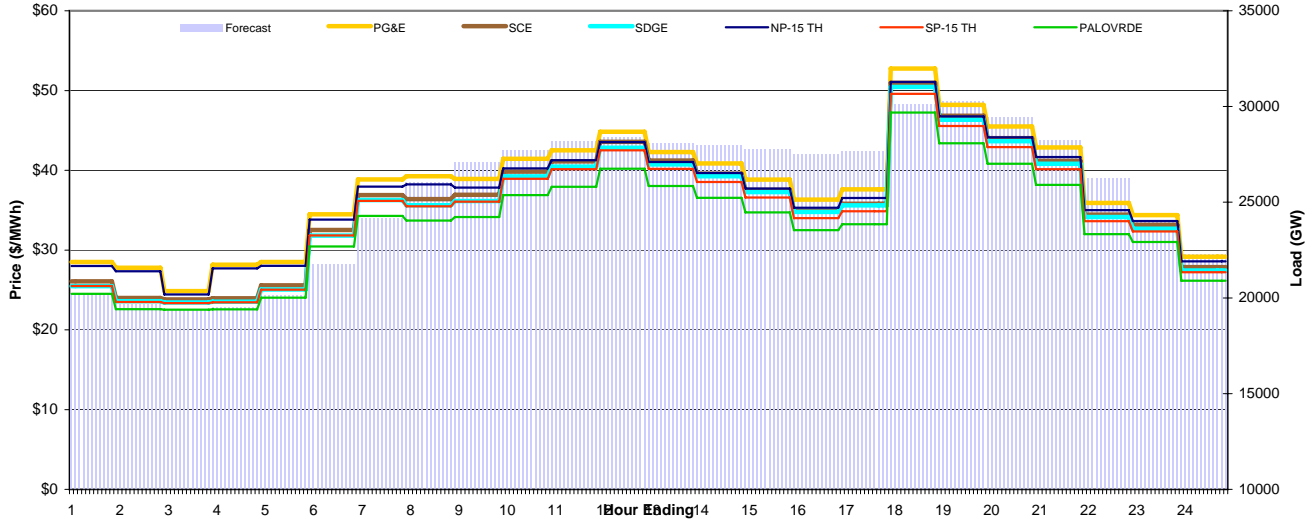
# CAISO Daily Report

## Monday November 09, 2009

Price Color Codes: <=0 >=100 >=200

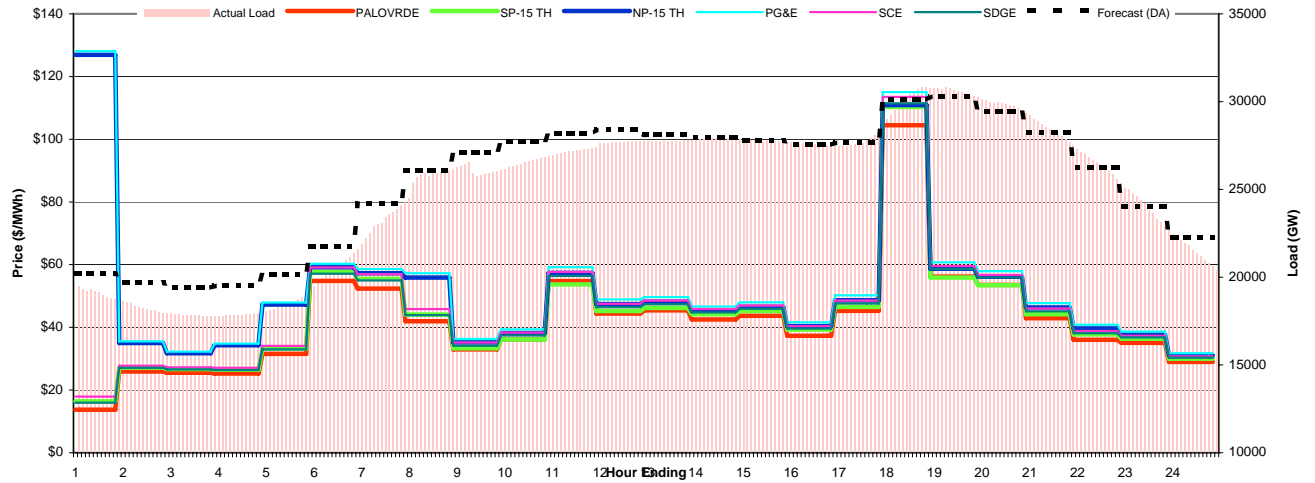
### Day-Ahead Prices and Cleared Load

	HE1	HE2	HE3	HE4	HE5	HE6	HE7	HE8	HE9	HE10	HE11	HE12	HE13	HE14	HE15	HE16	HE17	HE18	HE19	HE20	HE21	HE22	HE23	HE24
PG&E	28.50	27.79	24.86	28.16	28.50	34.49	38.86	39.25	38.92	41.44	42.50	44.83	42.29	40.86	38.85	36.33	37.62	52.75	48.21	45.50	42.86	35.92	34.39	29.17
SCE	26.08	23.99	23.82	23.95	25.59	32.52	36.89	36.38	36.93	39.85	41.12	43.57	41.22	39.57	37.55	34.91	35.80	50.98	46.84	44.04	41.18	34.44	33.16	27.85
SDGE	25.48	23.59	23.43	23.52	25.06	31.83	36.27	35.62	36.15	39.24	40.46	42.83	40.75	39.26	37.28	34.78	35.61	50.46	46.35	43.65	40.82	34.13	32.67	27.44
NP-15 TH	28.00	27.34	24.44	27.71	28.03	33.82	37.95	38.24	37.83	40.23	41.27	43.53	41.05	39.66	37.71	35.31	36.53	51.08	46.75	44.14	41.67	34.99	33.64	28.59
SP-15 TH	25.50	23.49	23.35	23.45	25.04	31.84	36.17	35.48	36.06	38.95	40.14	42.51	40.17	38.53	36.59	34.00	34.87	49.59	45.55	42.92	40.15	33.62	32.33	27.22
PALOVORDE	24.52	22.59	22.53	22.57	24.03	30.45	34.28	33.71	34.15	36.88	37.93	40.20	38.02	36.55	34.73	32.50	33.25	47.24	43.39	40.83	38.17	31.99	31.00	26.16
Forecast	20.2	19.7	19.4	19.5	20.2	21.8	24.2	26.0	27.1	27.7	28.2	28.4	28.1	28.0	27.8	27.5	27.7	30.1	30.3	29.4	28.2	26.2	24.0	22.3



### Preliminary Real-Time Prices with Forecasted and Actual System Load

	HE1	HE2	HE3	HE4	HE5	HE6	HE7	HE8	HE9	HE10	HE11	HE12	HE13	HE14	HE15	HE16	HE17	HE18	HE19	HE20	HE21	HE22	HE23	HE24
Palovrde	13.75	25.92	25.53	25.26	31.54	54.83	52.38	41.96	32.99	36.14	54.75	44.40	45.40	42.51	43.71	37.32	45.26	104.48	56.21	53.55	42.93	36.01	35.09	28.98
sp15	16.39	27.14	26.68	26.47	33.23	57.70	55.47	44.11	33.32	36.16	53.69	45.23	46.17	44.20	45.20	39.28	46.57	110.27	55.87	53.43	44.21	37.76	36.37	30.02
np15	126.95	34.99	31.77	34.29	47.27	59.18	57.29	55.89	35.22	38.18	57.39	47.43	48.18	45.26	46.54	40.38	48.66	110.91	58.69	56.12	46.37	39.68	37.68	31.01
pgae	128.12	35.50	32.24	34.78	47.92	60.28	58.58	57.29	36.27	39.37	59.19	48.91	49.68	46.66	47.96	41.59	50.21	115.03	60.72	57.90	47.74	40.82	38.66	31.75
sce	17.93	27.76	27.28	27.09	34.11	59.10	56.94	45.84	35.16	38.36	57.67	47.49	48.56	45.83	46.97	40.39	48.54	113.50	59.55	56.70	46.04	38.82	37.33	30.73
sdge	15.97	27.12	26.60	26.38	32.99	57.13	54.95	43.67	34.14	37.41	56.38	46.45	47.38	44.76	45.94	39.63	47.64	111.49	58.59	55.88	45.14	38.11	36.80	30.33
Forecast-Load	1.2	1.5	1.6	1.6	1.5	1.0	0.8	0.1	1.0	1.1	0.9	0.7	0.3	0.1	0.0	0.0	-0.3	-0.2	-0.3	-0.3	0.0	0.0	0.3	1.0
Load	19.03	18.18	17.82	17.89	18.66	20.75	23.43	25.92	26.07	26.61	27.25	27.70	27.76	27.89	27.76	27.55	27.93	30.29	30.53	29.72	28.19	26.24	23.74	21.28



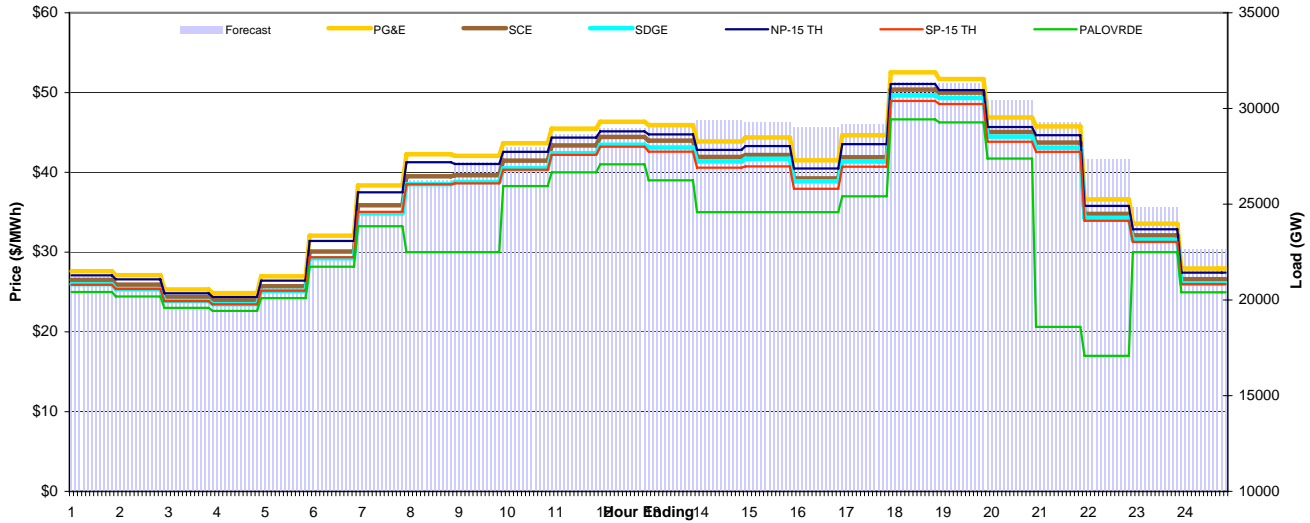
# CAISO Daily Report

## Tuesday November 10, 2009

Price Color Codes: <=0 >=100 >=200

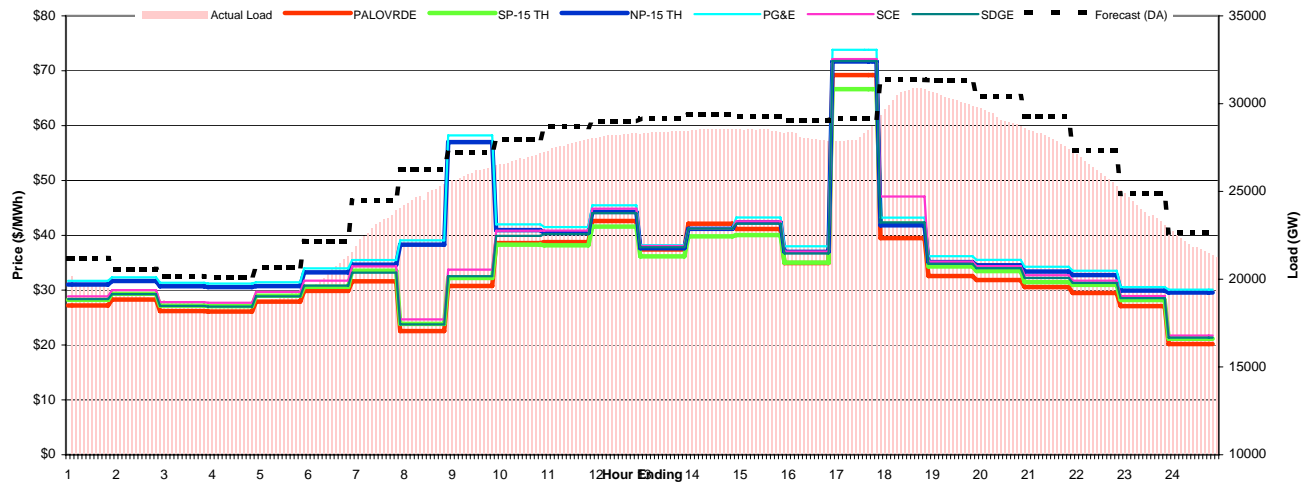
### Day-Ahead Prices and Cleared Load

	HE1	HE2	HE3	HE4	HE5	HE6	HE7	HE8	HE9	HE10	HE11	HE12	HE13	HE14	HE15	HE16	HE17	HE18	HE19	HE20	HE21	HE22	HE23	HE24
PG&E	27.61	27.11	25.31	24.86	26.96	32.05	38.35	42.26	42.07	43.65	45.48	46.34	45.92	43.88	44.38	41.50	44.65	52.53	51.70	46.87	45.76	36.61	33.57	27.95
SCE	26.49	25.92	24.36	23.94	25.71	30.07	35.86	39.49	39.64	41.47	43.38	44.44	43.96	41.93	42.16	39.24	41.88	50.38	49.99	45.06	43.73	34.79	32.10	26.60
SDGE	25.98	25.36	23.87	23.46	25.13	29.24	34.87	38.53	38.78	40.51	42.39	43.45	43.12	41.37	41.71	38.87	41.36	49.65	49.33	44.47	43.08	34.31	31.54	26.07
NP-15 TH	27.09	26.59	24.83	24.38	26.43	31.40	37.50	41.27	41.05	42.57	44.36	45.14	44.75	42.82	43.30	40.48	43.52	51.07	50.31	45.68	44.65	35.79	32.87	27.42
SP-15 TH	25.90	25.37	23.86	23.46	25.16	29.35	35.05	38.50	38.61	40.33	42.18	43.21	42.58	40.58	40.74	37.94	40.69	48.94	48.57	43.84	42.58	33.91	31.27	25.97
PALOVNRDE	25.00	24.44	23.00	22.64	24.23	28.17	33.25	30.00	30.00	38.27	40.00	41.00	39.00	35.00	35.00	35.00	37.00	46.63	46.26	41.72	20.62	17.00	30.00	24.95
Forecast	21.2	20.6	20.2	20.1	20.6	22.2	24.5	26.2	27.2	28.0	28.7	29.0	29.2	29.4	29.3	29.0	29.2	31.4	31.3	30.4	29.3	27.4	24.9	22.7



### Preliminary Real-Time Prices with Forecasted and Actual System Load

	HE1	HE2	HE3	HE4	HE5	HE6	HE7	HE8	HE9	HE10	HE11	HE12	HE13	HE14	HE15	HE16	HE17	HE18	HE19	HE20	HE21	HE22	HE23	HE24
Palovrde	27.22	28.29	26.18	26.09	27.92	29.86	31.63	22.55	30.77	38.58	38.77	42.60	37.42	42.10	41.14	34.93	69.22	39.49	32.57	31.86	30.55	29.49	27.09	20.18
sp15	28.24	29.33	27.19	27.09	29.00	30.64	33.54	23.86	32.22	38.31	38.17	41.58	36.17	39.80	40.05	35.02	66.65	42.11	34.33	33.48	31.48	30.96	28.21	21.14
np15	31.02	31.66	30.70	30.57	30.75	33.24	34.65	38.29	57.00	40.94	40.44	44.26	37.66	41.19	42.38	36.98	71.69	41.82	35.11	34.53	33.39	32.76	29.93	29.57
pgae	31.71	32.35	31.34	31.21	31.43	33.99	35.50	39.10	58.20	42.01	41.50	45.47	38.20	41.19	43.26	38.00	73.82	43.22	36.20	35.53	34.26	33.54	30.58	30.09
sce	28.88	30.02	27.81	27.72	29.69	31.74	34.32	24.68	33.75	40.84	40.85	44.86	38.07	41.18	42.54	37.03	72.13	47.08	35.21	34.39	32.72	31.73	28.94	21.72
sdge	28.37	29.28	27.14	27.01	28.87	30.83	33.18	23.76	32.55	39.91	40.22	44.04	37.63	41.20	42.13	36.68	71.78	42.34	34.79	34.01	32.21	31.33	28.54	21.35
Forecast-Load	1.6	1.6	1.6	1.6	1.6	1.5	1.2	1.3	1.0	0.9	0.7	0.8	0.8	0.8	1.0	0.8	0.7	1.2	1.4	1.4	1.4	1.4	1.2	0.9
Load	19.65	19.02	18.61	18.53	19.09	20.65	23.28	24.98	26.14	26.92	27.76	28.22	28.39	28.54	28.47	28.01	28.43	30.62	30.14	29.02	27.85	25.94	23.65	21.76



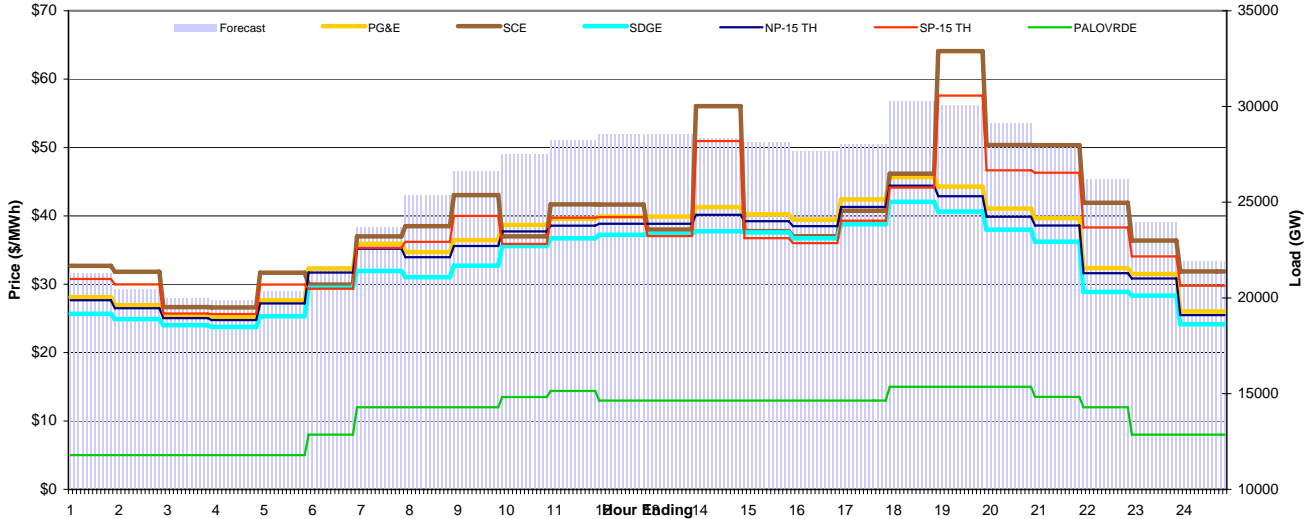
# CAISO Daily Report

## Wednesday November 11, 2009

Price Color Codes: <=0 >=100 >=200

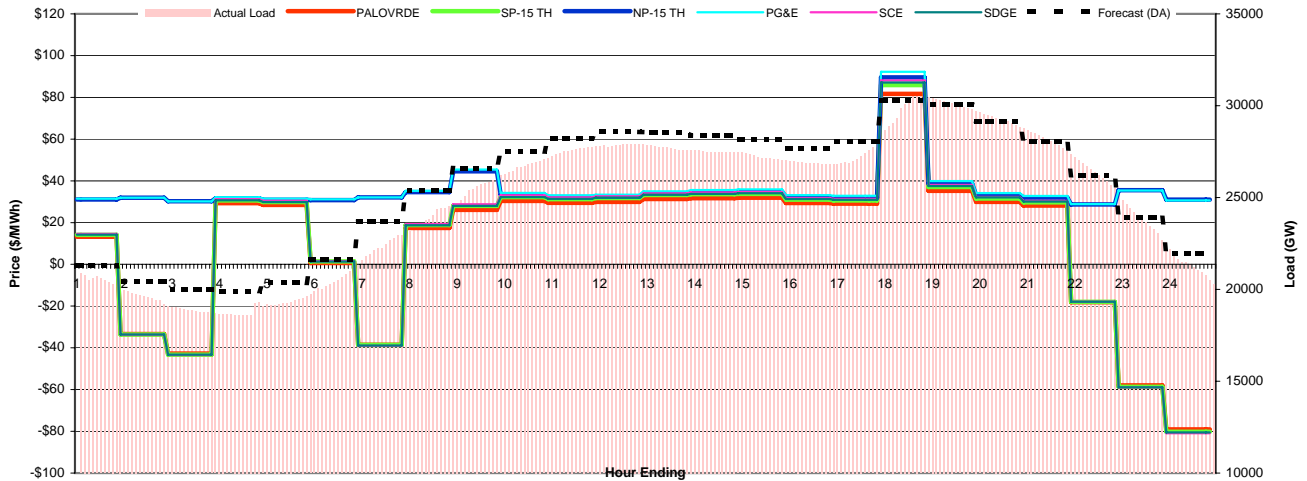
### Day-Ahead Prices and Cleared Load

	HE1	HE2	HE3	HE4	HE5	HE6	HE7	HE8	HE9	HE10	HE11	HE12	HE13	HE14	HE15	HE16	HE17	HE18	HE19	HE20	HE21	HE22	HE23	HE24
PG&E	28.12	26.93	25.44	25.17	27.63	32.30	35.92	34.71	36.47	38.68	39.58	39.91	39.90	41.28	40.23	39.47	42.40	45.69	44.28	41.08	39.66	32.38	31.50	26.03
SCE	32.70	31.83	26.65	26.61	31.68	29.95	37.01	38.50	43.04	36.99	41.69	41.66	38.00	56.05	37.77	37.03	40.75	46.18	64.11	50.36	50.34	41.92	36.39	31.87
SDGE	25.68	24.89	24.02	23.75	25.32	29.49	31.95	31.03	32.73	35.60	36.72	37.23	37.36	37.74	37.58	36.72	38.79	42.05	40.63	37.98	36.23	28.88	28.35	24.15
NP-15 TH	27.66	26.50	25.04	24.77	27.19	31.72	35.21	33.95	35.61	37.74	38.58	38.85	38.85	40.16	39.22	38.49	41.31	44.41	42.88	39.88	38.58	31.62	30.85	25.48
SP-15 TH	30.79	29.98	25.71	25.64	29.95	29.35	35.35	36.19	40.00	35.91	39.75	39.83	37.04	50.94	36.74	36.01	39.29	44.14	57.60	46.66	46.31	38.31	34.06	29.79
PALOV RDE	5.00	5.00	5.00	5.00	5.00	8.00	12.00	12.00	12.00	13.51	14.39	13.00	13.00	13.00	13.00	13.00	13.00	15.00	15.00	15.00	13.54	12.00	8.00	8.00
Forecast	21.3	20.5	20.0	19.9	20.4	21.6	23.7	25.4	26.6	27.5	28.2	28.6	28.6	28.4	28.2	27.7	28.1	30.3	30.1	29.2	28.1	26.2	23.9	21.9



### Preliminary Real-Time Prices with Forecasted and Actual System Load

	HE1	HE2	HE3	HE4	HE5	HE6	HE7	HE8	HE9	HE10	HE11	HE12	HE13	HE14	HE15	HE16	HE17	HE18	HE19	HE20	HE21	HE22	HE23	HE24
Palovrde	13.25	-33.41	-42.78	29.32	28.50	0.61	-38.49	17.42	26.09	30.39	29.49	29.96	31.28	31.71	31.94	29.39	29.06	81.65	35.18	29.95	28.18	-18.10	-58.00	-79.07
sp15	14.11	-33.63	-43.25	30.63	29.85	1.42	-38.60	18.85	28.03	32.23	31.27	31.79	33.19	33.58	33.79	31.03	30.64	85.86	37.04	31.55	29.68	-17.95	-58.69	-80.24
np15	31.04	31.89	30.23	31.59	30.91	30.77	32.10	34.61	44.53	33.36	32.20	32.50	34.06	34.64	34.92	32.27	31.96	89.54	38.75	33.20	32.00	28.70	35.50	31.01
pgae	31.49	31.95	30.18	32.17	31.48	31.14	32.07	35.24	45.39	34.20	33.08	33.40	35.00	35.57	35.88	33.14	32.84	92.27	39.88	34.14	32.78	28.86	35.39	30.61
sce	14.59	-33.73	-43.45	31.25	30.49	1.58	-39.05	19.33	28.78	33.05	32.07	32.61	34.03	34.43	34.65	31.80	31.39	88.14	38.06	32.32	30.39	-17.89	-59.03	-80.88
sdge	14.19	-33.65	-43.29	30.68	29.85	1.31	-38.89	18.76	27.98	32.27	31.40	31.98	33.38	33.79	34.03	31.30	30.96	87.11	37.55	32.05	30.11	-17.88	-58.92	-80.54
Forecast-Load	0.8	1.0	1.2	1.1	0.9	1.0	1.1	1.3	0.9	0.7	0.6	0.7	0.9	0.9	1.0	0.8	0.6	0.2	0.0	0.0	0.1	0.1	0.4	0.9
Load	20.44	19.50	18.81	18.81	19.41	20.67	22.54	24.05	25.69	26.82	27.62	27.86	27.68	27.49	27.16	26.86	27.49	30.05	30.03	29.14	27.96	26.08	23.49	21.04



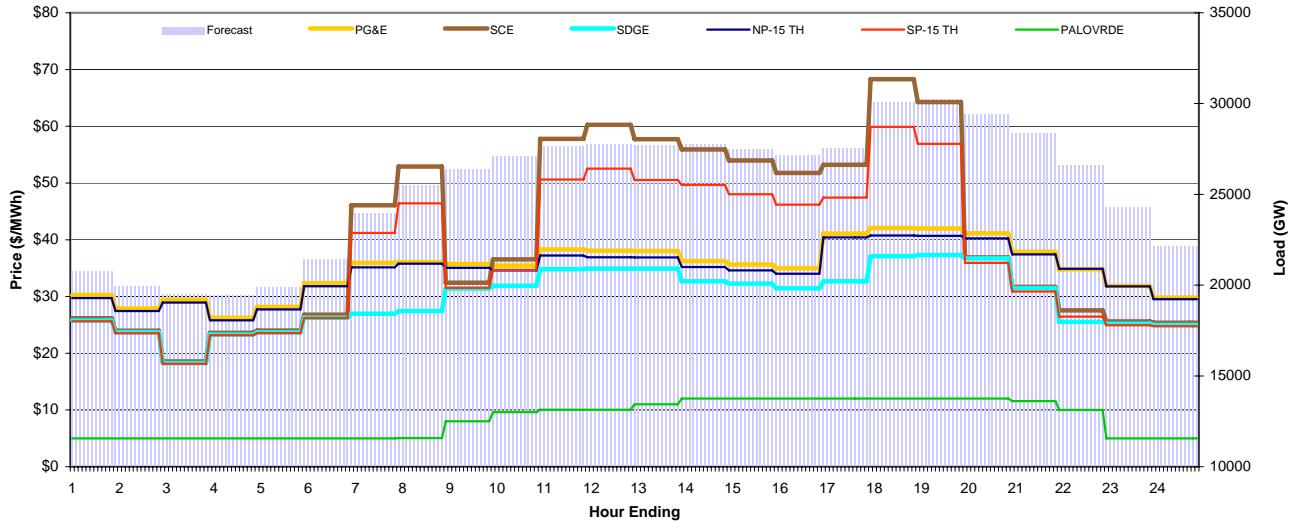
# CAISO Daily Report

Thursday November 12, 2009

Price Color Codes: <=0 >=100 >=200

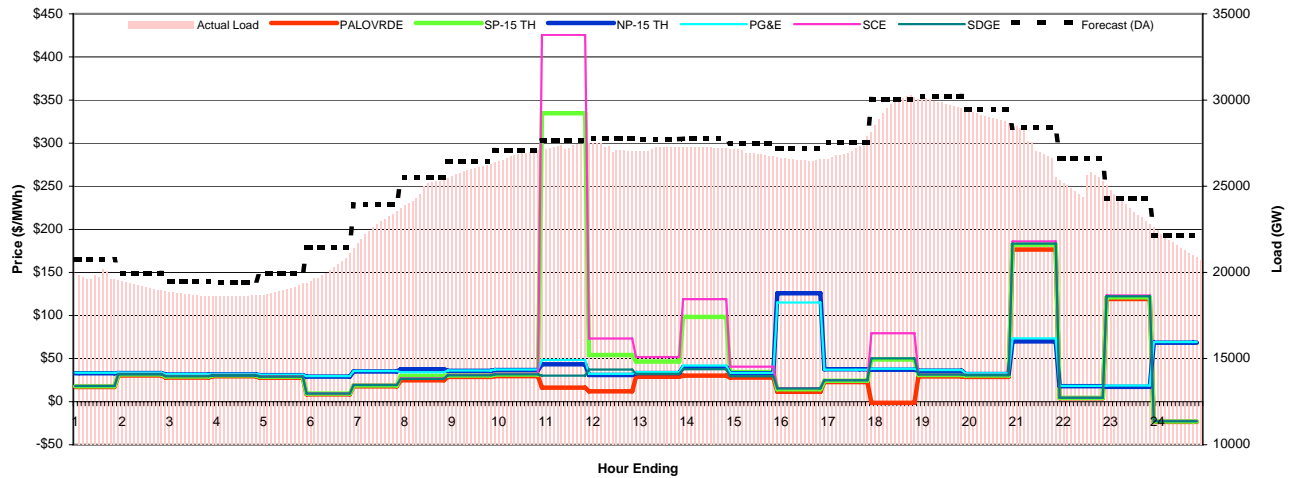
## Day-Ahead Prices and Cleared Load

	HE1	HE2	HE3	HE4	HE5	HE6	HE7	HE8	HE9	HE10	HE11	HE12	HE13	HE14	HE15	HE16	HE17	HE18	HE19	HE20	HE21	HE22	HE23	HE24
PG&E	30.25	27.90	29.42	26.26	28.18	32.34	35.92	36.04	35.72	35.44	38.30	38.07	38.01	36.23	35.65	34.96	41.09	42.07	42.00	41.13	37.91	34.77	31.88	29.81
SCE	26.16	23.97	18.54	23.61	24.01	26.78	46.08	52.90	32.44	36.54	57.79	60.25	57.71	55.93	53.96	51.77	53.20	68.30	64.27	36.87	31.71	27.54	25.61	25.38
SDGE	25.78	23.71	18.28	23.30	23.69	26.26	26.95	27.44	31.40	31.88	34.81	34.92	34.90	32.67	32.26	31.45	32.70	37.12	37.31	36.71	31.46	25.51	25.20	24.99
NP-15 TH	29.73	27.43	28.94	25.81	27.71	31.80	35.12	35.78	35.05	34.60	37.23	36.92	36.89	35.19	34.61	33.99	40.42	40.75	40.70	40.25	37.43	34.88	31.78	29.54
SP-15 TH	25.63	23.53	18.14	23.17	23.55	26.21	41.20	46.41	31.52	34.70	50.61	52.52	50.54	49.66	48.02	46.18	47.42	59.88	56.92	35.93	30.87	26.45	24.91	24.77
PALOVNRDE	5.00	5.00	5.00	5.00	5.00	5.00	5.00	5.04	8.00	9.61	10.05	10.05	11.00	12.00	12.00	12.00	12.00	12.00	12.00	12.00	11.55	10.00	5.00	5.00
Forecast	20.8	20.0	19.5	19.4	19.9	21.4	23.9	25.5	26.4	27.1	27.6	27.8	27.7	27.8	27.5	27.2	27.5	30.1	30.2	29.4	28.4	26.6	24.3	22.2



## Preliminary Real-Time Prices with Forecasted and Actual System Load

	HE1	HE2	HE3	HE4	HE5	HE6	HE7	HE8	HE9	HE10	HE11	HE12	HE13	HE14	HE15	HE16	HE17	HE18	HE19	HE20	HE21	HE22	HE23	HE24
Palovrde	16.95	30.44	28.07	29.44	27.87	8.52	17.77	24.86	28.64	29.70	16.34	12.03	28.89	30.28	27.98	11.50	22.81	-1.38	29.24	28.74	176.59	4.00	119.18	-23.41
sp15	17.87	31.65	29.19	30.55	28.98	9.40	18.81	29.92	30.36	31.56	334.69	54.22	46.47	98.43	34.36	14.37	24.31	48.99	30.87	30.40	182.27	4.38	121.26	-22.92
np15	32.96	33.13	31.53	31.72	30.69	29.15	35.06	37.70	35.73	36.77	43.33	30.96	33.20	40.00	32.94	125.74	37.66	37.12	36.01	32.12	69.92	18.01	17.29	68.52
pgae	33.51	33.80	32.15	32.31	31.24	29.56	35.62	34.14	36.14	37.23	48.36	32.18	34.20	41.84	33.29	115.01	37.14	38.13	36.64	33.02	73.53	18.28	18.75	69.19
sce	18.36	32.28	29.76	31.14	29.54	9.67	19.56	27.04	31.12	32.38	425.61	73.27	51.79	118.89	40.57	15.79	25.07	79.40	31.75	31.20	186.05	4.64	123.25	-22.42
sdge	18.08	31.87	29.38	30.76	29.19	9.41	19.26	26.45	30.50	31.66	30.17	37.21	32.29	37.58	29.55	15.27	24.75	50.31	31.54	30.87	183.43	4.52	122.22	-22.75
Forecast-Load	1.0	0.8	0.8	0.8	0.8	1.0	1.0	0.6	0.3	0.2	0.3	0.6	0.5	0.5	0.6	0.7	0.2	0.2	0.5	0.5	1.6	1.5	0.8	0.8
Load	19.73	19.11	18.68	18.63	19.07	20.47	22.97	24.94	26.06	26.88	27.34	27.15	27.20	27.21	26.85	26.53	27.30	29.85	29.74	28.91	26.83	25.10	23.45	21.35



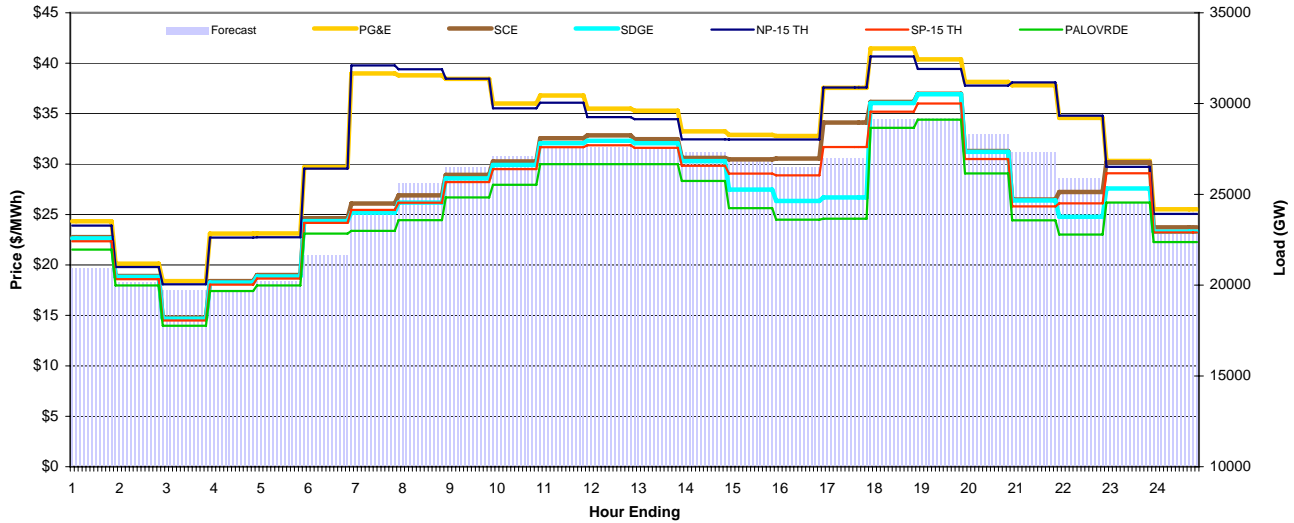
# CAISO Daily Report

## Friday November 13, 2009

Price Color Codes: <=0 >=100 >=200

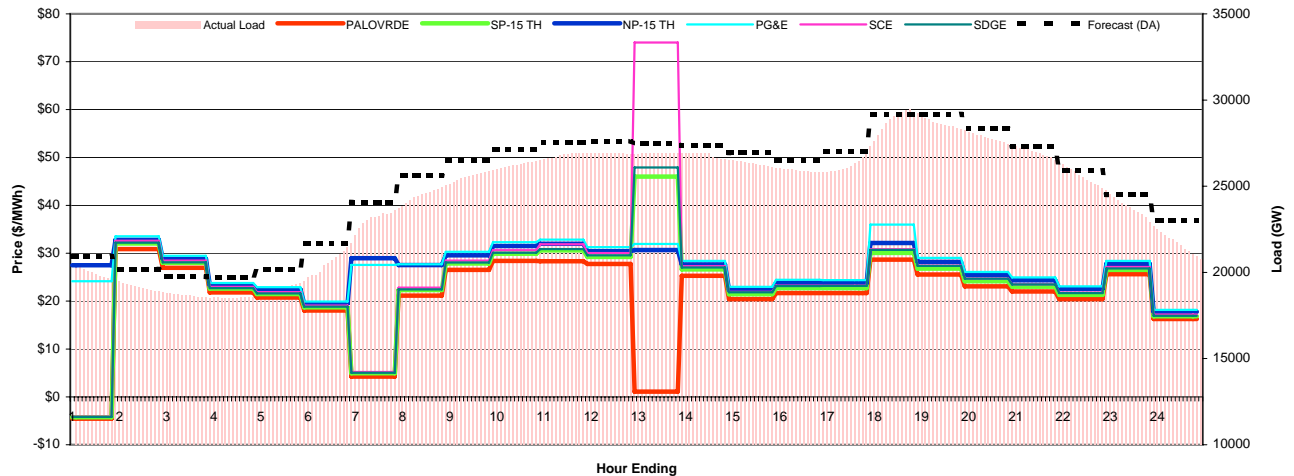
### Day-Ahead Prices and Cleared Load

	HE1	HE2	HE3	HE4	HE5	HE6	HE7	HE8	HE9	HE10	HE11	HE12	HE13	HE14	HE15	HE16	HE17	HE18	HE19	HE20	HE21	HE22	HE23	HE24
PG&E	24.33	20.14	18.39	23.11	23.12	29.69	38.99	38.80	38.45	36.00	36.81	35.50	35.29	33.24	32.89	32.78	37.57	41.47	40.39	38.15	37.81	34.57	30.31	25.53
SCE	22.76	18.91	14.78	18.41	19.01	24.63	26.09	26.90	28.93	30.27	32.56	32.85	32.47	30.61	30.46	30.54	34.11	36.17	36.97	31.30	26.49	27.23	30.19	23.72
SDGE	22.64	18.81	14.67	18.26	18.86	24.34	25.19	26.19	28.58	29.92	32.07	32.31	32.07	30.29	27.47	26.34	26.69	36.05	36.92	31.21	26.39	24.78	27.58	23.31
NP-15 TH	23.90	19.79	18.08	22.72	22.75	29.56	39.78	39.40	38.46	35.52	36.09	34.65	34.46	32.46	32.43	32.44	37.59	40.67	39.43	37.79	38.10	34.81	29.72	25.06
SP-15 TH	22.36	18.59	14.51	18.06	18.65	24.17	25.47	26.18	28.22	29.50	31.68	31.86	31.61	29.84	29.06	28.89	31.69	35.19	36.01	30.50	25.81	26.11	29.09	23.22
PALOVPRDE	21.53	17.98	13.98	17.42	17.98	23.11	23.38	24.44	26.70	27.95	30.00	30.00	30.00	28.33	25.63	24.49	24.58	33.60	34.40	29.08	24.43	23.01	26.18	22.28
Forecast	20.9	20.2	19.7	19.7	20.2	21.7	24.1	25.6	26.5	27.1	27.6	27.6	27.5	27.3	26.9	26.5	27.0	29.1	29.2	28.3	27.3	25.9	24.5	23.0



### Preliminary Real-Time Prices with Forecasted and Actual System Load

	HE1	HE2	HE3	HE4	HE5	HE6	HE7	HE8	HE9	HE10	HE11	HE12	HE13	HE14	HE15	HE16	HE17	HE18	HE19	HE20	HE21	HE22	HE23	HE24
Palovrde	-4.56	30.87	26.96	21.81	20.74	18.04	4.24	21.16	26.53	28.41	28.32	27.78	1.09	25.30	20.41	21.67	21.68	28.65	25.56	23.10	22.00	20.41	25.63	16.26
sp15	-4.25	32.03	27.99	22.61	21.49	18.72	4.93	22.31	27.87	29.91	30.60	29.24	46.03	26.61	21.44	22.72	22.73	30.08	26.79	24.17	23.00	21.33	26.53	16.83
np15	27.51	32.82	28.82	23.31	22.47	19.49	28.97	27.54	29.58	31.50	31.99	30.43	30.66	27.67	22.36	23.81	23.75	32.15	28.18	25.44	24.36	22.56	27.79	17.78
pgae	24.17	33.54	29.46	23.78	22.92	19.90	27.55	27.69	30.30	32.30	32.85	31.26	31.95	28.41	22.97	24.47	24.40	36.00	29.02	26.10	24.95	23.08	28.41	18.17
sce	-4.11	32.60	28.48	23.00	21.88	19.08	5.21	22.83	28.48	30.63	31.88	30.02	74.02	27.28	21.96	23.27	23.27	30.85	27.45	24.74	23.53	21.80	27.14	17.20
sdge	-4.20	32.21	28.11	22.72	21.63	18.85	5.04	22.45	28.05	30.11	30.87	29.56	47.92	27.03	21.85	23.16	23.19	30.72	27.37	24.69	23.49	21.68	26.84	16.95
Forecast-Load	1.1	1.1	1.1	1.2	1.1	0.9	0.8	1.0	0.9	0.8	0.7	0.7	0.6	0.6	0.7	0.6	0.6	0.2	0.7	0.7	0.5	0.6	1.0	1.6
Load	19.89	19.05	18.62	18.53	19.14	20.80	23.29	24.62	25.64	26.30	26.82	26.89	26.90	26.73	26.24	25.87	26.42	28.97	28.52	27.67	26.81	25.33	23.49	21.46



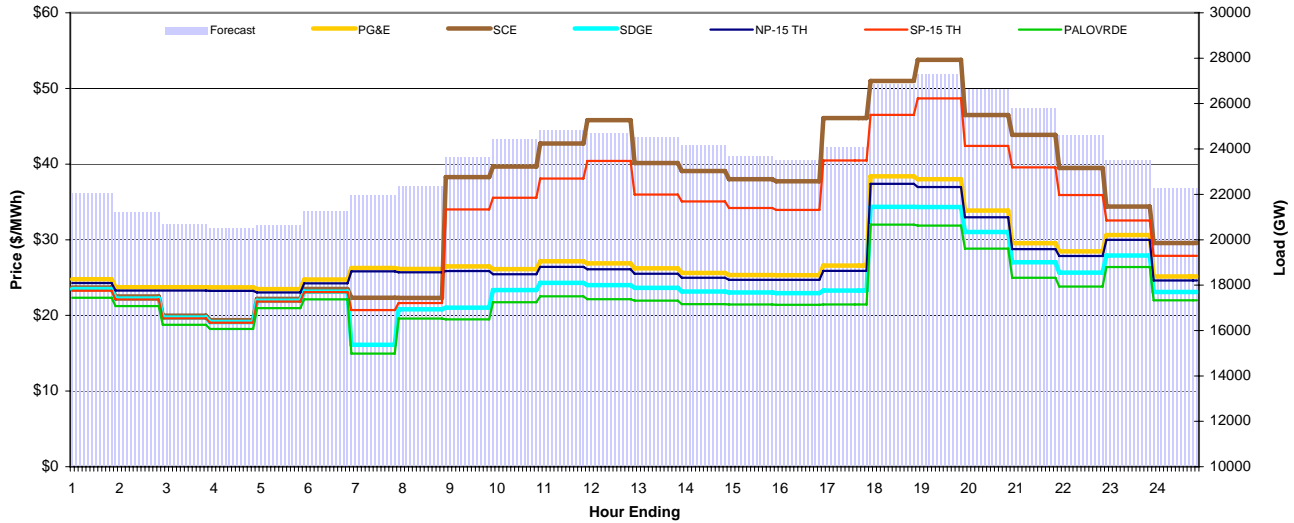
# CAISO Daily Report

## Saturday November 14, 2009

Price Color Codes: <=0 >=100 >=200

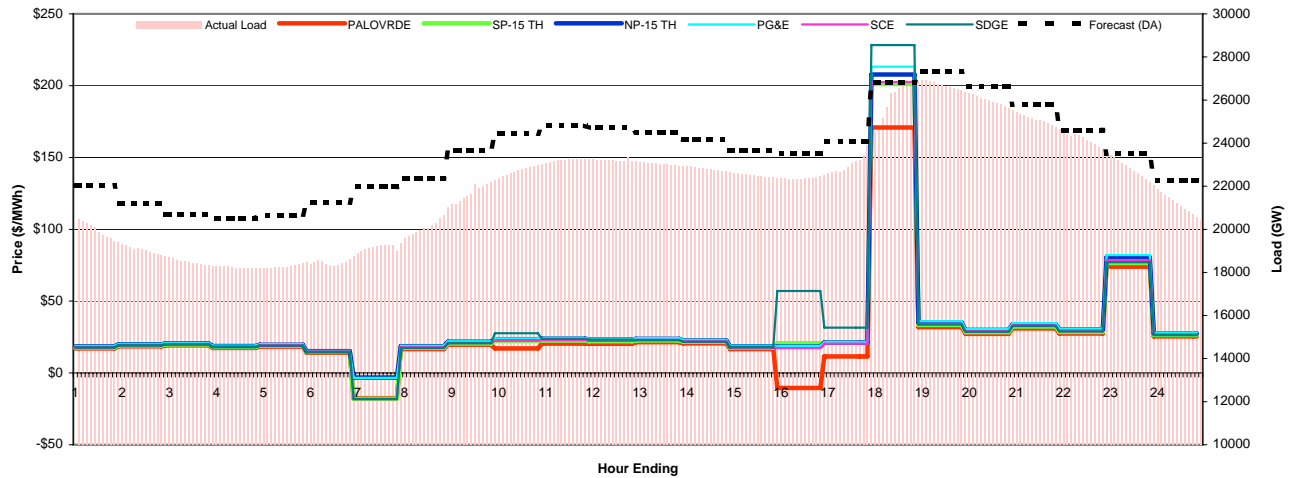
### Day-Ahead Prices and Cleared Load

	HE1	HE2	HE3	HE4	HE5	HE6	HE7	HE8	HE9	HE10	HE11	HE12	HE13	HE14	HE15	HE16	HE17	HE18	HE19	HE20	HE21	HE22	HE23	HE24
PG&E	24.78	23.73	23.73	23.70	23.47	24.74	26.26	26.14	26.48	26.11	27.16	26.87	26.22	25.62	25.33	25.32	26.59	38.38	38.01	33.86	29.54	28.48	30.63	25.14
SCE	23.68	22.49	19.96	19.37	22.18	23.49	22.34	22.32	38.29	39.67	42.72	45.80	40.15	39.09	38.01	37.72	46.09	50.99	53.78	46.48	43.86	39.48	34.40	29.56
SDGE	23.47	22.23	19.72	19.12	21.94	23.15	16.12	20.82	21.03	23.35	24.30	24.00	23.64	23.16	23.04	22.94	23.29	34.35	34.33	31.04	27.03	25.65	27.93	23.08
NP-15 TH	24.28	23.28	23.29	23.25	23.03	24.23	25.82	25.70	25.87	25.43	26.41	26.10	25.51	24.97	24.70	24.70	25.89	37.39	36.98	32.97	28.76	27.86	30.00	24.61
SP-15 TH	23.27	22.11	19.61	19.03	21.82	23.07	20.70	21.64	34.00	35.55	38.09	40.43	35.98	35.06	34.20	33.95	40.49	46.52	48.69	42.41	39.58	35.90	32.55	27.87
PALOVPRDE	22.33	21.22	18.76	18.20	20.97	22.12	14.96	19.59	19.48	21.74	22.53	22.15	21.95	21.48	21.45	21.40	21.44	31.99	31.87	28.82	24.98	23.82	26.39	22.00
Forecast	22.0	21.2	20.7	20.5	20.7	21.2	22.0	22.3	23.6	24.4	24.8	24.7	24.5	24.2	23.7	23.5	24.1	26.8	27.3	26.6	25.8	24.6	23.5	22.3



### Preliminary Real-Time Prices with Forecasted and Actual System Load

	HE1	HE2	HE3	HE4	HE5	HE6	HE7	HE8	HE9	HE10	HE11	HE12	HE13	HE14	HE15	HE16	HE17	HE18	HE19	HE20	HE21	HE22	HE23	HE24
Palovrde	17.10	18.47	19.16	17.42	18.26	14.08	-17.57	16.61	19.58	17.06	20.40	20.27	21.40	20.62	16.58	-10.51	11.53	170.85	31.91	27.25	31.02	27.45	74.03	25.46
sp15	17.74	19.18	19.88	18.07	18.95	14.64	-18.05	17.47	20.57	22.53	22.51	22.13	22.62	21.73	17.74	20.62	21.09	201.24	33.44	28.42	32.28	28.57	76.60	26.37
np15	18.47	19.93	20.58	18.71	19.68	15.12	-3.23	18.66	21.71	23.54	23.90	23.31	23.74	22.62	18.55	18.45	21.18	207.74	35.14	29.96	33.88	30.30	80.53	27.50
pgae	18.87	20.32	20.98	19.08	20.06	15.43	-3.41	18.98	22.13	24.03	24.40	23.81	24.25	23.11	18.93	18.85	21.65	213.23	36.02	30.67	34.65	30.92	82.14	28.04
sce	18.07	19.50	20.20	18.36	19.26	14.89	-18.27	17.80	20.93	22.47	22.86	22.48	23.04	22.09	18.00	17.27	20.39	202.53	34.17	29.04	32.95	29.14	78.29	26.93
sdge	17.88	19.25	19.98	18.16	19.05	14.69	-18.09	17.42	20.63	27.68	23.76	23.15	22.90	21.79	18.17	57.11	31.50	228.23	33.71	28.69	32.66	28.85	77.06	26.32
Forecast-Load	2.2	2.2	2.3	2.3	2.4	2.7	2.8	2.1	1.8	1.7	1.6	1.5	1.5	1.4	1.2	1.1	0.8	0.5	0.7	0.8	0.8	0.6	0.9	1.3
Load	19.86	18.97	18.43	18.21	18.29	18.49	19.20	20.26	21.83	22.78	23.21	23.19	23.00	22.76	22.47	22.39	23.27	26.34	26.62	25.86	24.98	24.03	22.62	21.01



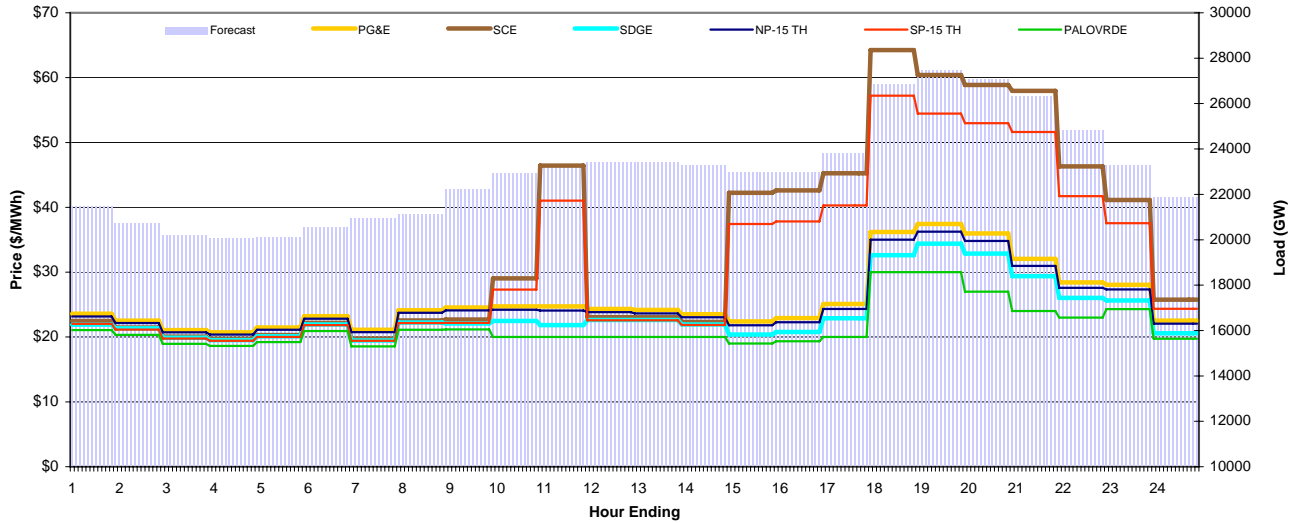
# CAISO Daily Report

## Sunday November 15, 2009

Price Color Codes: <=0 >=100 >=200

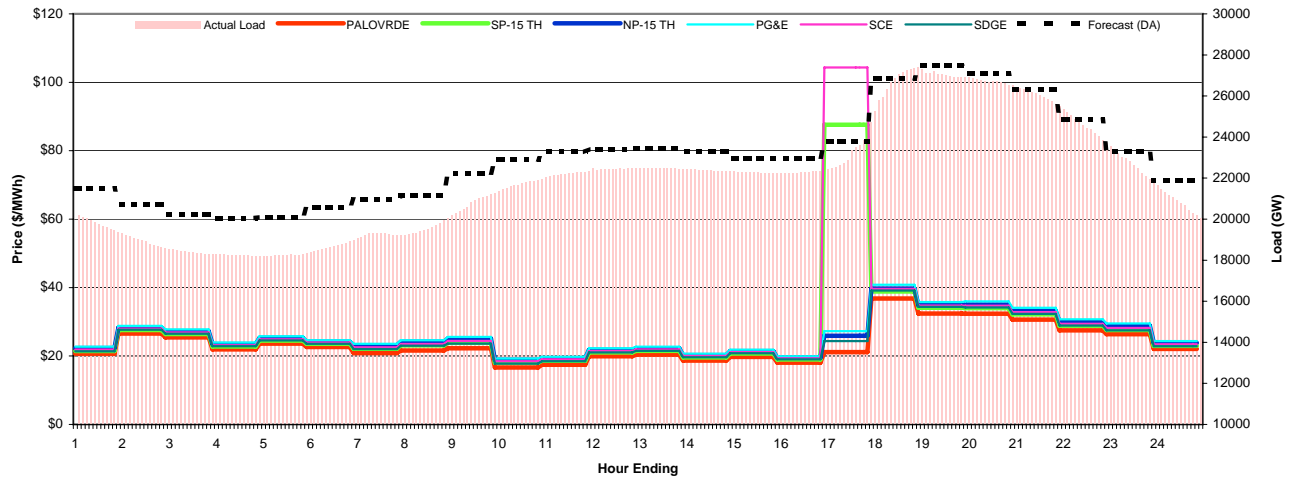
### Day-Ahead Prices and Cleared Load

	HE1	HE2	HE3	HE4	HE5	HE6	HE7	HE8	HE9	HE10	HE11	HE12	HE13	HE14	HE15	HE16	HE17	HE18	HE19	HE20	HE21	HE22	HE23	HE24
PG&E	23.58	22.52	21.08	20.73	21.47	23.22	21.12	24.14	24.55	24.72	24.73	24.34	24.17	23.52	22.41	22.91	25.09	36.19	37.44	35.98	32.05	28.43	28.05	22.52
SCE	22.48	21.47	20.07	19.72	20.31	22.18	19.76	22.55	22.69	29.04	46.44	23.06	23.04	22.33	42.24	42.62	45.26	64.26	60.39	58.87	57.96	46.31	41.14	25.75
SDGE	21.91	21.33	19.88	19.51	20.12	21.93	19.47	22.23	22.07	22.48	21.85	22.63	22.62	21.93	20.38	20.77	22.91	32.62	34.40	32.86	29.38	26.02	25.64	20.57
NP-15 TH	23.17	22.15	20.72	20.38	21.11	22.83	20.75	23.74	24.12	24.20	24.08	23.83	23.65	23.04	21.80	22.29	24.33	35.01	36.25	34.81	30.96	27.59	27.34	22.05
SP-15 TH	22.02	21.16	19.77	19.42	20.00	21.83	19.42	22.15	22.19	27.32	41.03	22.59	22.57	21.87	37.44	37.82	40.29	57.21	54.46	52.96	51.61	41.73	37.56	24.36
PALOVPRDE	21.08	20.32	18.96	18.62	19.21	20.92	18.56	21.13	21.16	20.00	20.00	20.00	20.00	20.00	19.00	19.35	20.00	30.00	30.00	27.00	24.00	23.00	24.29	19.73
Forecast	21.5	20.7	20.2	20.1	20.1	20.6	21.0	21.1	22.2	22.9	23.3	23.4	23.4	23.3	23.0	23.0	23.8	26.9	27.5	27.1	26.3	24.8	23.3	21.9



### Preliminary Real-Time Prices with Forecasted and Actual System Load

	HE1	HE2	HE3	HE4	HE5	HE6	HE7	HE8	HE9	HE10	HE11	HE12	HE13	HE14	HE15	HE16	HE17	HE18	HE19	HE20	HE21	HE22	HE23	HE24
Palovrde	20.68	26.57	25.45	21.92	23.60	22.63	20.84	21.63	22.24	16.66	17.44	19.94	20.41	18.64	19.74	18.06	21.14	36.80	32.41	32.35	30.61	27.51	26.40	22.08
sp15	21.47	27.57	26.44	22.79	24.51	23.55	22.12	23.08	23.87	18.02	18.62	21.04	21.49	19.61	20.72	18.97	87.61	38.85	34.11	34.01	32.18	28.84	27.60	22.97
np15	22.30	28.30	27.24	23.49	25.29	24.16	23.14	24.18	25.11	18.89	19.37	21.80	22.27	20.25	21.40	19.51	25.90	39.72	34.83	35.03	33.22	30.00	28.89	23.83
pgae	22.71	28.83	27.76	23.92	25.75	24.59	23.57	24.61	25.57	19.26	19.77	22.25	22.73	20.67	21.84	19.92	27.25	40.81	35.77	35.95	34.09	30.74	29.52	24.36
sce	21.89	28.03	26.87	23.15	24.90	23.93	22.54	23.53	24.43	18.46	19.04	21.48	21.93	20.00	21.12	19.32	104.35	39.63	34.76	34.68	32.81	29.41	28.19	23.45
sdge	21.36	27.66	26.53	22.88	24.57	23.59	22.01	23.03	23.61	17.79	18.47	21.03	21.52	19.66	20.79	19.03	24.34	39.13	34.36	34.20	32.30	28.90	27.52	22.86
Forecast-Load	1.7	1.9	1.8	1.8	1.8	1.8	1.7	1.5	1.4	1.2	1.0	0.9	0.9	0.9	0.7	0.7	0.3	0.0	0.5	0.4	0.3	0.4	0.8	1.2
Load	19.74	18.86	18.38	18.24	18.27	18.74	19.26	19.63	20.88	21.75	22.25	22.46	22.37	22.27	22.31	23.50	26.87	27.01	26.68	25.95	24.39	22.52	20.70	



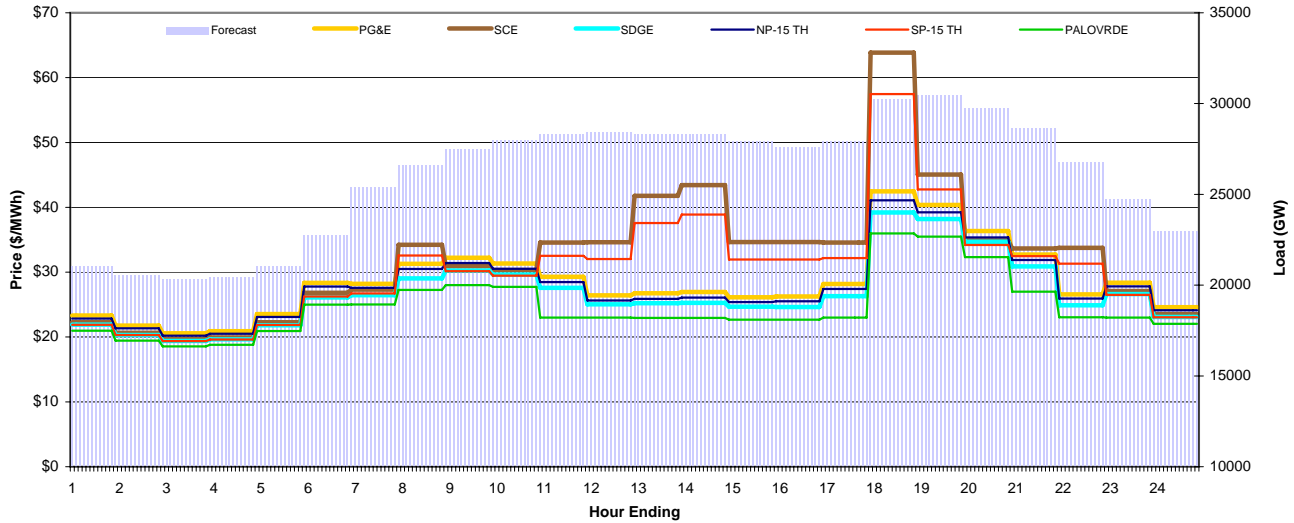
# CAISO Daily Report

## Monday November 16, 2009

Price Color Codes: <=0 >=100 >=200

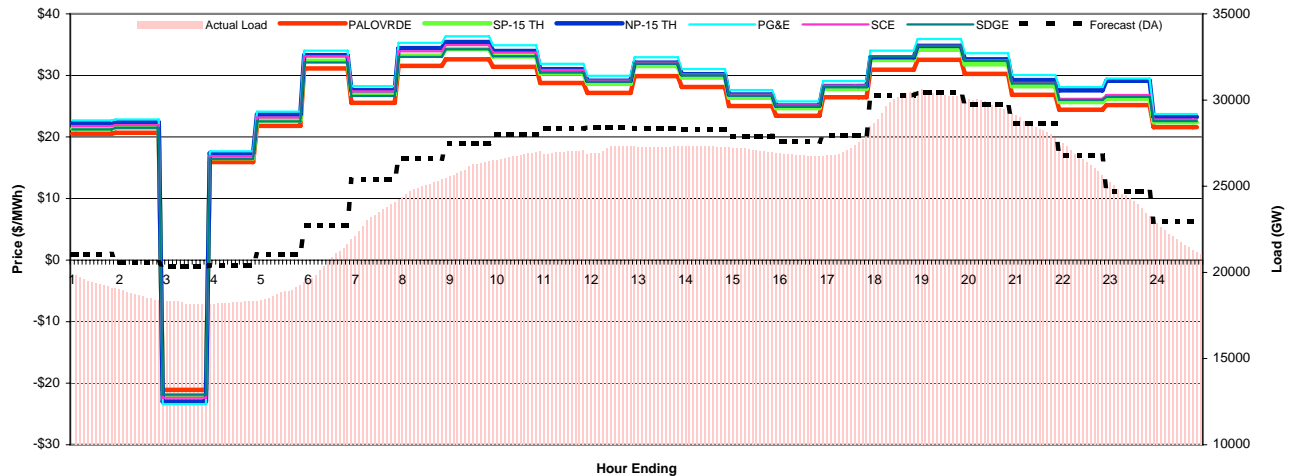
### Day-Ahead Prices and Cleared Load

	HE1	HE2	HE3	HE4	HE5	HE6	HE7	HE8	HE9	HE10	HE11	HE12	HE13	HE14	HE15	HE16	HE17	HE18	HE19	HE20	HE21	HE22	HE23	HE24
PG&E	23.31	21.76	20.59	20.90	23.54	28.35	28.21	31.28	32.21	31.32	29.30	26.42	26.75	26.93	26.14	26.26	28.18	42.47	40.37	36.33	32.72	26.57	28.38	24.60
SCE	22.28	20.65	19.70	19.94	22.29	26.82	27.30	34.22	30.91	30.31	34.58	34.63	41.77	43.43	34.63	34.65	34.58	63.85	45.04	34.88	33.67	33.77	27.10	23.53
SDGE	21.90	20.32	19.39	19.63	21.80	26.10	26.45	29.03	30.26	29.62	27.59	25.04	25.22	25.27	24.68	24.61	26.31	39.22	38.18	34.69	30.89	24.91	26.62	23.09
NP-15 TH	22.86	21.35	20.20	20.51	23.10	27.79	27.58	30.50	31.42	30.51	28.47	25.63	25.89	26.07	25.39	25.51	27.41	41.08	39.24	35.35	31.87	25.93	27.81	24.14
SP-15 TH	21.89	20.30	19.37	19.62	21.87	26.25	26.72	32.56	30.15	29.46	32.52	32.02	37.58	38.88	31.94	31.94	32.18	57.46	42.75	34.19	32.46	31.31	26.50	23.04
PALOVPRDE	20.98	19.45	18.56	18.80	20.93	25.00	25.01	27.27	28.00	27.73	23.00	23.00	22.95	22.94	22.68	22.67	23.00	35.98	35.48	32.32	27.00	23.04	23.00	22.03
Forecast	21.1	20.6	20.3	20.4	21.0	22.7	25.4	26.6	27.5	28.0	28.3	28.4	28.3	28.3	27.9	27.6	27.9	30.3	30.4	29.8	28.6	26.8	24.7	22.9



### Preliminary Real-Time Prices with Forecasted and Actual System Load

	HE1	HE2	HE3	HE4	HE5	HE6	HE7	HE8	HE9	HE10	HE11	HE12	HE13	HE14	HE15	HE16	HE17	HE18	HE19	HE20	HE21	HE22	HE23	HE24
Palovrde	20.52	20.69	-21.08	15.92	21.80	31.12	25.56	31.55	32.61	31.41	28.76	27.17	29.89	28.11	25.02	23.43	26.46	30.93	32.54	30.24	26.86	24.43	25.19	21.60
sp15	21.34	21.52	-21.93	16.55	22.68	32.39	26.86	33.23	34.29	33.09	30.31	28.65	31.53	29.65	26.38	24.68	27.82	32.53	34.18	31.81	28.24	25.67	26.21	22.40
np15	22.26	22.40	-22.98	17.35	23.66	33.31	27.60	34.43	35.43	33.96	31.01	29.13	32.07	30.21	26.89	25.09	28.27	32.96	34.81	32.63	29.24	27.58	29.14	23.26
pgae	22.69	22.85	-23.41	17.68	24.11	34.03	28.25	35.30	36.36	34.90	31.90	29.95	32.95	31.03	27.63	25.78	29.07	34.03	35.91	33.60	30.06	28.13	29.50	23.72
sce	21.78	21.93	-22.36	16.89	23.15	33.12	27.43	33.92	34.92	33.71	30.88	29.16	32.07	30.17	26.87	25.13	28.36	33.14	34.81	32.47	28.81	26.19	26.82	22.84
sdge	21.24	21.48	-21.86	16.45	22.54	32.09	26.66	33.00	34.26	33.11	30.47	28.97	31.91	30.03	26.71	24.98	28.15	33.10	34.77	32.35	28.70	26.01	26.50	22.58
Forecast-Load	1.7	2.0	2.1	2.2	2.1	1.8	1.9	1.5	1.3	1.2	1.4	1.2	1.1	1.0	0.9	0.8	0.5	0.2	0.2	0.1	0.4	0.5	0.8	1.2
Load	19.35	18.58	18.20	18.26	18.94	20.90	23.50	25.08	26.16	26.80	26.96	27.21	27.27	27.27	27.05	26.78	27.46	30.04	30.27	29.65	28.24	26.26	23.96	21.70





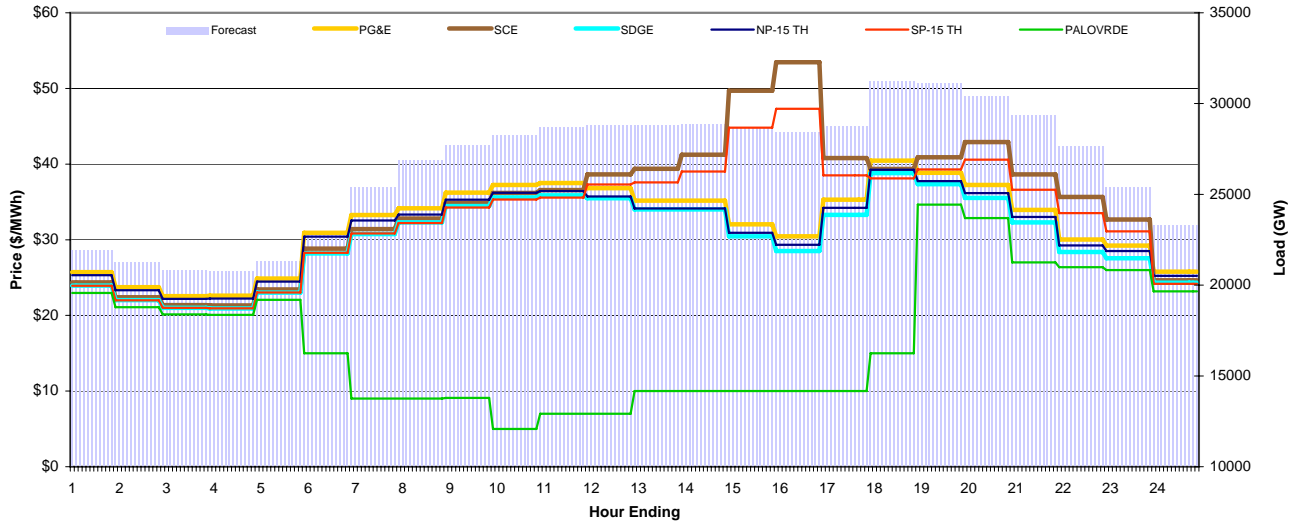
# CAISO Daily Report

## Tuesday November 17, 2009

Price Color Codes: <=0 >=100 >=200

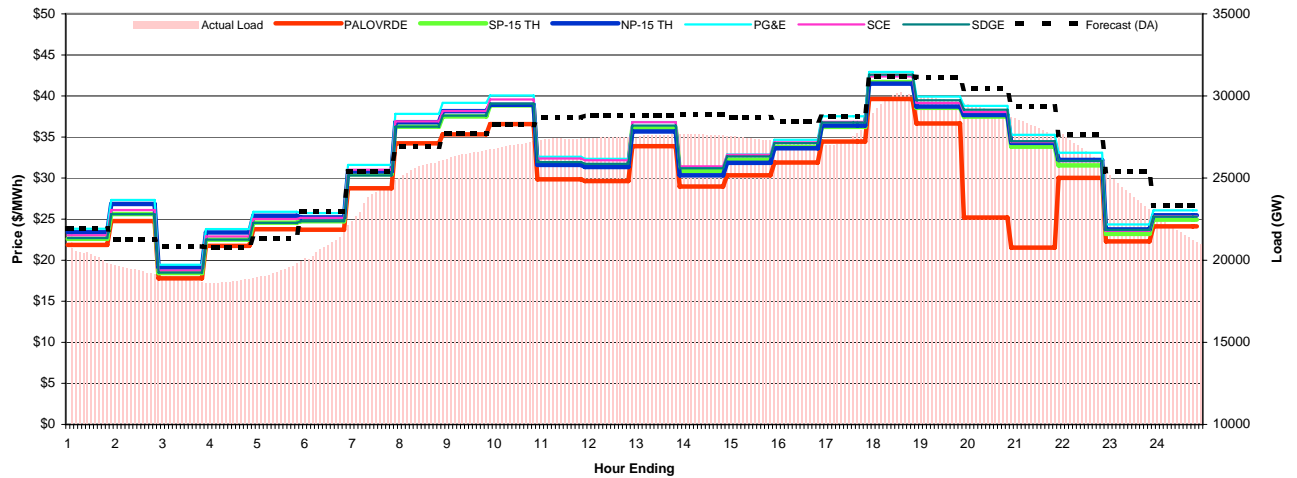
### Day-Ahead Prices and Cleared Load

	HE1	HE2	HE3	HE4	HE5	HE6	HE7	HE8	HE9	HE10	HE11	HE12	HE13	HE14	HE15	HE16	HE17	HE18	HE19	HE20	HE21	HE22	HE23	HE24
PG&E	25.73	23.72	22.55	22.60	24.87	30.93	33.27	34.15	36.24	37.24	37.50	36.81	35.17	35.18	32.04	30.45	35.30	40.46	38.85	37.25	33.95	30.02	29.22	25.78
SCE	24.36	22.39	21.36	21.31	23.43	28.82	31.41	32.80	34.87	36.19	36.57	38.65	39.39	41.25	49.70	53.46	40.80	39.36	40.90	42.91	38.63	35.65	32.68	24.64
SDGE	23.94	22.02	21.01	20.92	23.01	28.20	30.75	32.30	34.45	35.59	35.87	35.48	34.01	34.01	30.45	28.50	33.28	38.80	37.34	35.52	32.30	28.39	27.55	24.31
NP-15 TH	25.32	23.34	22.19	22.23	24.47	30.41	32.54	33.33	35.29	36.21	36.45	35.72	34.14	34.13	30.92	29.33	34.21	39.24	37.75	36.16	33.02	29.25	28.52	25.24
SP-15 TH	23.93	22.00	20.99	20.94	23.02	28.27	30.83	32.21	34.25	35.31	35.58	37.31	37.59	39.03	44.81	47.31	38.51	38.10	39.30	40.58	36.61	33.52	31.10	24.17
PALOVPRDE	22.97	21.09	20.12	20.08	22.07	14.99	9.00	9.00	9.08	5.00	7.00	7.00	10.00	10.00	10.00	10.00	10.01	15.00	34.65	32.86	27.00	26.37	26.00	23.17
Forecast	21.9	21.2	20.8	20.8	21.3	23.0	25.4	26.9	27.7	28.2	28.7	28.8	28.9	28.7	28.4	28.7	31.2	31.1	30.4	29.4	27.6	25.4	23.3	



### Preliminary Real-Time Prices with Forecasted and Actual System Load

	HE1	HE2	HE3	HE4	HE5	HE6	HE7	HE8	HE9	HE10	HE11	HE12	HE13	HE14	HE15	HE16	HE17	HE18	HE19	HE20	HE21	HE22	HE23	HE24
Palovrde	21.86	24.77	17.79	21.76	23.76	23.71	28.77	34.23	35.33	36.58	29.85	29.63	33.89	28.97	30.33	31.90	34.44	39.63	36.65	25.20	21.53	30.02	22.29	24.12
sp15	22.61	25.63	18.43	22.51	24.58	24.74	30.47	36.27	37.50	38.86	31.76	31.54	36.11	30.84	32.24	33.78	36.25	41.70	38.56	37.49	33.83	31.55	23.20	24.95
np15	23.39	26.86	19.12	23.38	25.41	25.22	30.81	36.81	38.15	38.93	31.61	31.36	35.67	30.34	31.85	33.64	36.40	41.50	38.71	37.68	34.29	32.20	23.75	25.47
pgae	23.82	27.33	19.45	23.80	25.90	25.74	31.61	37.82	39.17	40.06	32.60	32.35	36.82	31.34	32.87	34.67	37.52	42.93	39.93	38.80	35.26	33.09	24.35	26.06
sce	23.03	26.11	18.74	22.89	25.02	25.16	31.03	36.91	38.17	39.58	32.39	32.18	36.81	31.42	32.83	34.34	36.85	42.38	39.15	38.06	34.38	32.08	23.60	25.37
sdge	22.71	25.60	18.48	22.51	24.55	24.76	30.32	36.26	37.61	39.06	31.96	31.74	36.40	31.20	32.64	34.26	36.78	42.60	39.48	38.33	34.50	32.08	23.69	25.31
Forecast-Load	1.7	1.9	2.0	2.0	1.9	1.8	1.3	1.1	1.2	1.2	1.3	1.3	1.2	1.3	1.3	1.3	1.1	1.3	1.4	1.4	1.3	1.2	1.6	1.7
Load	20.25	19.36	18.80	18.76	19.47	21.11	24.07	25.75	26.54	27.08	27.41	27.47	27.63	27.63	27.38	27.09	27.66	29.93	29.76	29.07	28.03	26.49	23.80	21.64



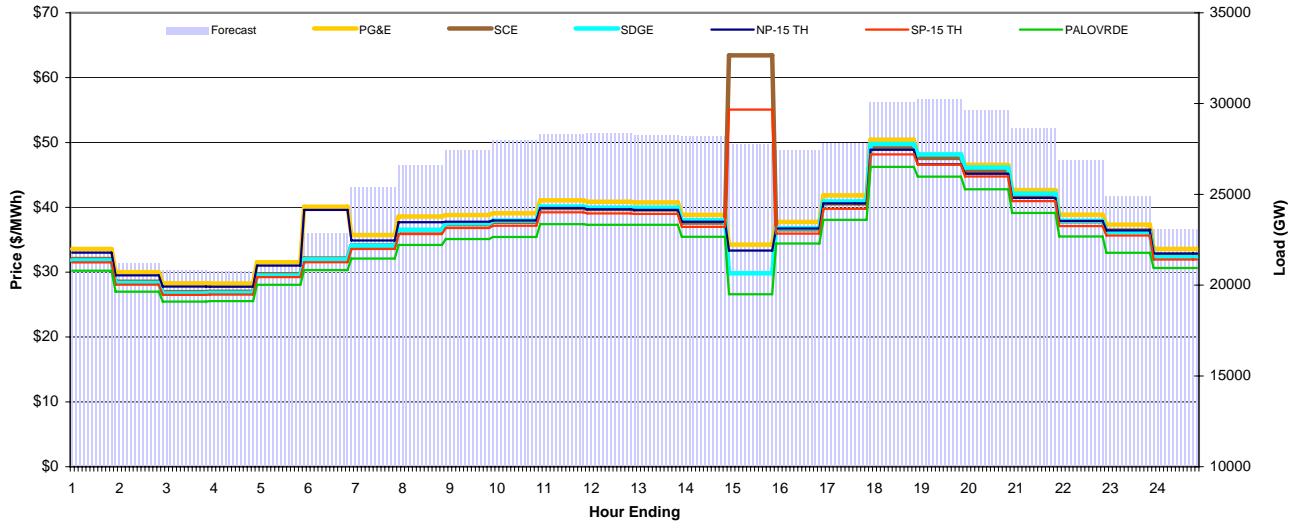
# CAISO Daily Report

## Wednesday November 18, 2009

Price Color Codes: <=0 >=100 >=200

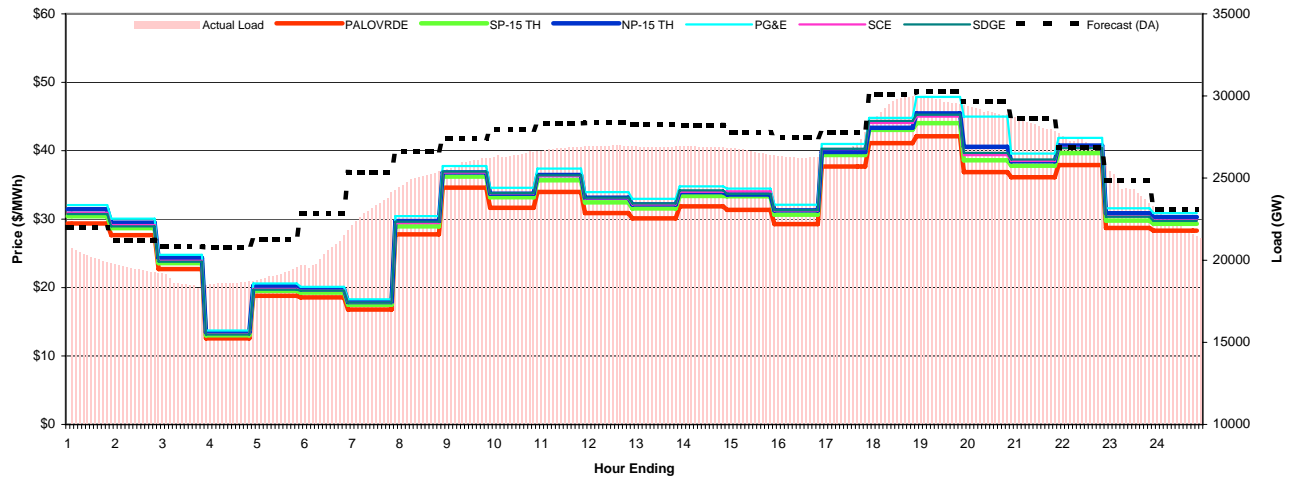
### Day-Ahead Prices and Cleared Load

	HE1	HE2	HE3	HE4	HE5	HE6	HE7	HE8	HE9	HE10	HE11	HE12	HE13	HE14	HE15	HE16	HE17	HE18	HE19	HE20	HE21	HE22	HE23	HE24
PG&E	33.59	30.01	28.26	28.26	31.54	40.10	35.72	38.58	38.82	39.07	41.09	40.86	40.77	38.83	34.24	37.76	41.84	50.44	48.03	46.55	42.66	38.87	37.32	33.57
SCE	32.03	28.53	26.91	26.96	29.69	32.09	34.14	36.44	37.41	37.77	39.90	39.75	39.66	37.66	63.43	36.62	40.62	49.28	47.63	45.64	41.74	37.85	36.41	32.57
SDGE	31.80	28.32	26.72	26.79	29.48	31.99	34.11	36.54	37.56	37.98	40.13	39.95	39.94	38.00	29.83	36.79	40.91	49.76	48.17	46.13	42.12	37.92	36.17	32.30
NP-15 TH	33.00	29.50	27.78	27.76	31.02	39.60	34.88	37.70	37.79	37.98	39.91	39.70	39.61	37.77	33.33	36.74	40.60	48.89	46.63	45.19	41.45	37.90	36.45	32.90
SP-15 TH	31.52	28.09	26.49	26.56	29.24	31.54	33.59	35.88	36.82	37.16	39.23	39.06	38.99	37.00	55.06	35.94	39.78	48.17	46.59	44.75	40.96	37.12	35.66	31.95
PALOVDRDE	30.24	26.98	25.47	25.53	28.06	30.32	32.09	34.20	35.12	35.44	37.42	37.32	37.32	35.45	26.60	34.43	38.08	46.23	44.73	42.79	39.13	35.50	33.00	30.63
Forecast	22.0	21.2	20.8	20.8	21.3	22.9	25.4	26.6	27.4	28.0	28.3	28.4	28.3	28.2	27.8	27.5	27.8	30.1	30.3	29.6	28.6	26.9	24.9	23.1



### Preliminary Real-Time Prices with Forecasted and Actual System Load

	HE1	HE2	HE3	HE4	HE5	HE6	HE7	HE8	HE9	HE10	HE11	HE12	HE13	HE14	HE15	HE16	HE17	HE18	HE19	HE20	HE21	HE22	HE23	HE24
Palovrde	29.36	27.65	22.71	12.57	18.81	18.56	16.79	27.79	34.61	31.67	33.98	30.89	30.11	31.87	31.35	29.28	37.69	41.11	42.12	36.87	36.13	37.90	28.72	28.33
sp15	30.41	28.68	23.56	13.02	19.52	19.26	17.49	28.95	36.21	33.20	35.67	32.44	31.57	33.38	33.34	30.66	39.39	43.05	44.02	38.61	37.80	39.66	29.80	29.32
np15	31.45	29.49	24.31	13.47	20.24	19.75	17.88	29.71	36.82	33.72	36.45	33.13	32.15	33.94	33.60	31.28	39.83	43.35	45.44	40.57	38.46	40.76	30.87	30.31
pgae	32.06	30.06	24.78	13.74	20.59	20.12	18.28	30.44	37.75	34.58	37.39	33.96	32.96	34.80	34.46	32.09	41.00	44.79	47.87	45.00	39.59	41.88	31.58	30.90
sce	30.93	29.13	23.91	13.22	19.81	19.56	17.77	29.42	36.81	33.77	36.28	33.04	32.16	34.00	34.07	31.26	40.25	44.04	44.99	39.36	38.51	40.44	30.41	29.85
sdge	30.76	28.94	23.78	13.14	19.69	19.54	17.79	29.62	36.95	33.82	36.41	33.14	32.29	34.21	33.70	31.32	40.30	44.35	45.28	39.69	38.72	40.39	30.35	29.75
Forecast-Load	1.8	1.8	2.2	2.1	2.0	2.1	1.9	1.5	1.4	1.5	1.5	1.4	1.3	1.3	1.2	1.2	0.7	0.4	0.6	0.6	0.5	0.1	0.8	1.1
Load	20.19	19.43	18.59	18.65	19.27	20.71	23.44	25.14	26.02	26.46	26.84	26.96	26.91	26.89	26.58	26.26	27.07	29.65	29.68	29.00	28.13	26.82	24.08	22.01



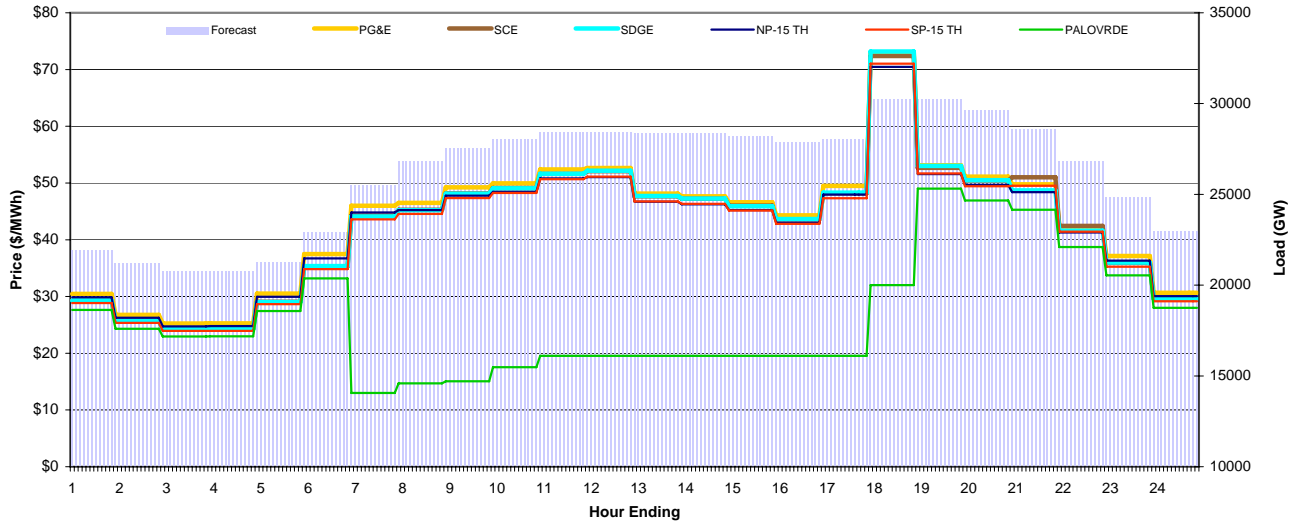
# CAISO Daily Report

Thursday November 19, 2009

Price Color Codes: <=0 >=100 >=200

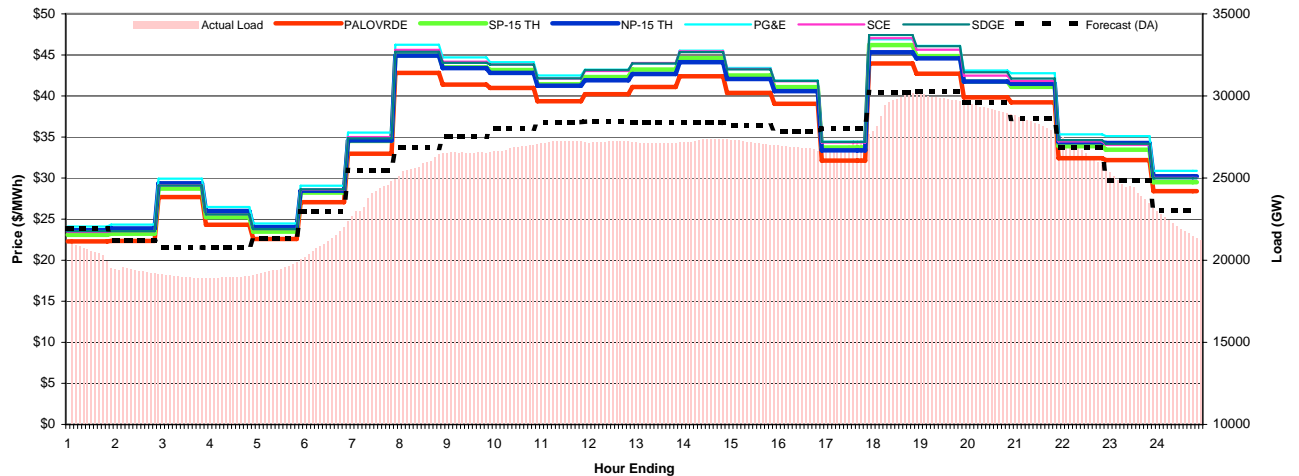
## Day-Ahead Prices and Cleared Load

	HE1	HE2	HE3	HE4	HE5	HE6	HE7	HE8	HE9	HE10	HE11	HE12	HE13	HE14	HE15	HE16	HE17	HE18	HE19	HE20	HE21	HE22	HE23	HE24
PG&E	30.45	26.75	25.25	25.26	30.52	37.47	45.99	46.51	49.23	49.94	52.39	52.64	48.13	47.65	46.60	44.30	49.48	72.89	53.12	51.12	49.77	42.31	37.13	30.64
SCE	29.26	25.72	24.28	24.30	29.07	35.30	44.27	45.30	48.17	49.13	51.61	52.08	47.65	47.22	46.01	43.58	48.20	72.38	52.69	50.44	51.00	42.44	35.93	29.69
SDGE	29.31	25.69	24.21	24.23	29.02	35.35	44.10	45.20	48.11	49.07	51.63	52.16	47.72	47.27	45.91	43.64	48.32	73.18	53.02	50.49	48.71	41.58	36.00	29.64
NP-15 TH	29.87	26.25	24.74	24.78	29.95	36.72	44.81	45.24	47.77	48.44	50.80	51.04	46.70	46.25	45.22	43.00	47.96	70.46	51.57	49.64	48.39	41.28	36.31	30.06
SP-15 TH	28.84	25.34	23.93	23.95	28.66	34.82	43.60	44.55	47.34	48.24	50.66	51.11	46.75	46.33	45.14	42.82	47.31	71.04	51.68	49.43	49.52	41.43	35.24	29.16
PALOVNRDE	27.64	24.30	22.97	22.98	27.43	33.18	13.00	14.70	15.05	17.55	19.55	19.55	19.55	19.55	19.55	19.55	19.55	32.00	49.01	46.93	45.28	38.72	33.73	28.00
Forecast	21.9	21.2	20.8	20.7	21.3	22.9	25.5	26.8	27.5	28.0	28.4	28.4	28.4	28.4	28.2	27.9	28.0	30.2	30.3	29.6	28.6	26.8	24.8	23.0



## Preliminary Real-Time Prices with Forecasted and Actual System Load

	HE1	HE2	HE3	HE4	HE5	HE6	HE7	HE8	HE9	HE10	HE11	HE12	HE13	HE14	HE15	HE16	HE17	HE18	HE19	HE20	HE21	HE22	HE23	HE24
Palovrde	22.29	22.35	27.68	24.32	22.59	27.07	32.97	42.82	41.38	40.98	39.35	40.21	41.10	42.39	40.38	39.05	32.14	43.96	42.72	39.83	39.22	32.42	32.20	28.41
sp15	23.10	23.22	28.72	25.26	23.48	28.23	34.53	44.95	43.49	43.15	41.42	42.31	43.22	44.60	42.50	41.07	33.73	46.20	44.86	41.77	41.11	33.89	33.46	29.51
np15	23.65	23.88	29.37	25.99	24.04	28.47	34.59	44.91	43.39	42.81	41.24	41.92	42.68	44.12	42.06	40.58	33.39	45.33	44.59	41.76	41.49	34.37	34.28	30.22
pgae	24.11	24.34	29.93	26.47	24.47	29.08	35.54	46.24	44.70	44.11	42.50	43.20	43.98	45.51	43.41	41.87	34.44	46.91	46.10	43.09	42.77	35.33	35.11	30.88
sce	23.44	23.55	29.11	25.60	23.79	28.58	35.00	45.61	44.17	43.82	42.13	43.04	44.01	45.45	43.29	41.81	34.34	47.03	45.64	42.49	41.83	34.47	34.07	30.02
sdge	23.55	23.55	29.09	25.58	23.79	28.63	34.83	45.39	44.03	43.82	42.14	43.15	43.97	45.35	43.23	41.83	34.41	47.43	46.07	42.88	42.13	34.63	34.19	29.96
Forecast-Load	1.5	1.9	1.8	1.8	1.7	1.6	1.4	0.9	1.0	1.1	1.2	1.2	1.2	1.1	1.0	1.0	0.9	0.6	0.4	0.5	0.4	0.5	0.7	1.1
Load	20.42	19.34	18.97	18.99	19.60	21.37	24.13	25.95	26.56	26.90	27.22	27.21	27.15	27.32	27.14	26.81	27.11	29.68	29.82	29.16	28.18	26.39	24.11	21.89



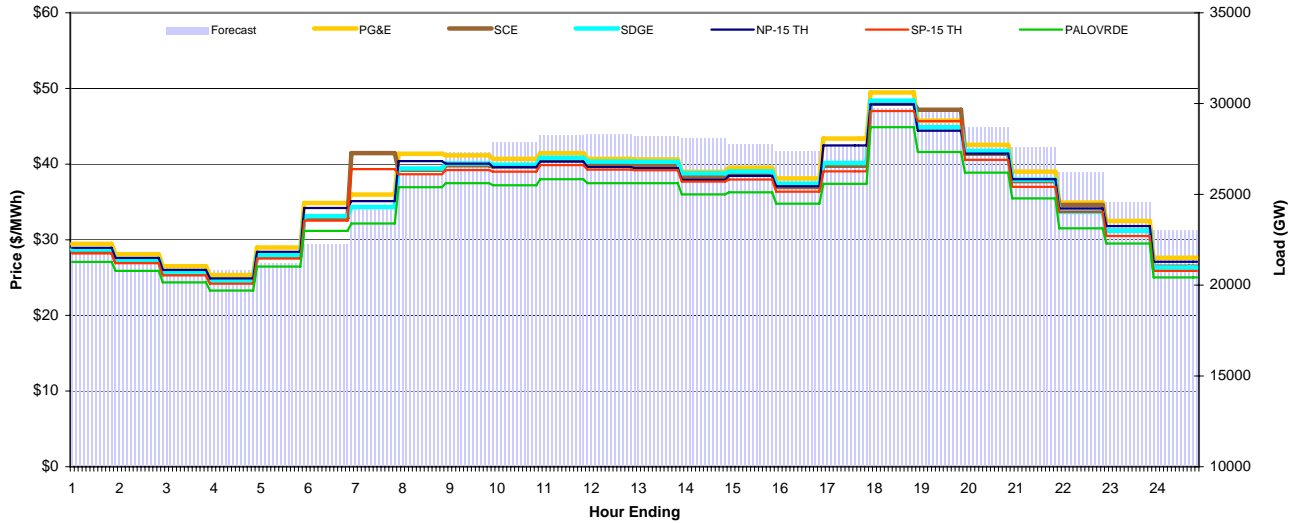
# CAISO Daily Report

## Friday November 20, 2009

Price Color Codes: <=0 >=100 >=200

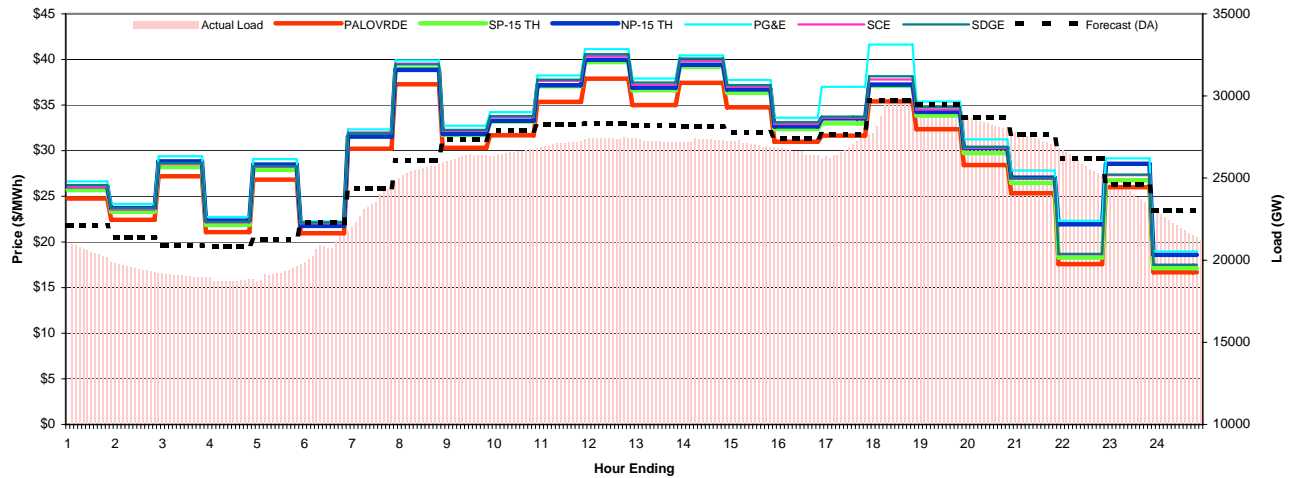
### Day-Ahead Prices and Cleared Load

	HE1	HE2	HE3	HE4	HE5	HE6	HE7	HE8	HE9	HE10	HE11	HE12	HE13	HE14	HE15	HE16	HE17	HE18	HE19	HE20	HE21	HE22	HE23	HE24
PG&E	29.47	28.09	26.51	25.34	28.97	34.86	35.98	41.37	41.16	40.69	41.46	40.70	40.60	38.98	39.52	38.12	43.37	49.46	45.75	42.56	38.99	34.91	32.48	27.63
SCE	28.54	27.24	25.61	24.48	27.85	32.91	41.44	39.26	39.84	39.67	40.54	39.95	39.87	38.31	38.62	36.98	39.78	47.98	47.18	41.38	37.74	34.60	31.18	26.43
SDGE	28.73	27.36	25.69	24.55	27.96	33.11	34.32	39.43	40.08	39.92	40.83	40.33	40.30	38.79	39.02	37.40	40.15	48.40	44.88	41.72	37.94	33.67	31.19	26.34
NP-15 TH	28.92	27.59	26.02	24.89	28.41	34.20	35.10	40.39	40.05	39.60	40.33	39.60	39.47	37.93	38.44	37.08	42.47	47.91	44.41	41.38	38.00	34.13	31.80	27.10
SP-15 TH	28.19	26.90	25.30	24.19	27.52	32.53	39.34	38.65	39.21	39.00	39.86	39.28	39.20	37.68	37.96	36.35	39.05	47.01	45.68	40.56	36.98	33.68	30.50	25.90
PALOVDRDE	27.07	25.88	24.36	23.28	26.47	31.16	32.14	36.96	37.47	37.20	38.00	37.48	37.47	36.00	36.27	34.78	37.40	44.88	41.60	38.86	35.46	31.51	29.51	25.03
Forecast	22.1	21.4	20.9	20.8	21.2	22.3	24.3	26.1	27.3	27.9	28.3	28.3	28.2	28.1	27.8	27.4	27.7	29.7	29.5	28.7	27.6	26.2	24.6	23.0



### Preliminary Real-Time Prices with Forecasted and Actual System Load

	HE1	HE2	HE3	HE4	HE5	HE6	HE7	HE8	HE9	HE10	HE11	HE12	HE13	HE14	HE15	HE16	HE17	HE18	HE19	HE20	HE21	HE22	HE23	HE24
Palovrde	24.76	22.43	27.19	21.08	26.83	20.96	30.22	37.29	30.32	31.68	35.35	37.90	35.00	37.44	34.75	30.98	31.65	35.40	32.36	28.43	25.33	17.57	26.00	16.67
sp15	25.69	23.30	28.22	21.87	27.90	21.79	31.60	39.01	31.74	33.21	37.07	39.72	36.63	39.18	36.36	32.37	33.01	37.11	33.87	29.73	26.47	18.30	26.77	17.14
np15	26.11	23.72	28.83	22.35	28.48	21.77	31.56	38.86	31.86	33.28	37.18	39.97	36.91	39.42	36.72	32.68	33.55	37.25	34.27	30.30	27.04	21.94	28.56	18.60
pgae	26.63	24.17	29.40	22.75	29.08	22.25	32.33	39.90	32.74	34.23	38.25	41.13	37.91	40.45	37.76	33.62	37.01	41.63	35.40	31.24	27.83	22.32	29.16	18.96
sce	26.03	23.58	28.56	22.13	28.23	22.04	32.00	39.55	32.19	33.69	37.65	40.37	37.25	39.84	37.00	32.94	33.61	37.81	34.52	30.30	26.96	18.64	27.32	17.48
sdge	26.24	23.70	28.66	22.20	28.30	22.16	31.90	39.47	32.28	33.80	37.79	40.57	37.47	40.11	37.20	33.12	33.75	38.17	34.77	30.41	27.01	18.70	27.39	17.50
Forecast-Load	1.7	1.9	1.9	2.1	1.9	1.2	0.6	0.5	1.0	1.2	1.1	0.9	1.0	0.8	0.8	0.9	0.7	0.3	0.4	0.5	0.4	0.5	0.7	1.1
Load	20.46	19.46	19.05	18.77	19.35	21.03	23.75	25.63	26.34	26.65	27.17	27.43	27.24	27.32	27.03	26.52	27.01	29.39	29.06	28.22	27.27	25.70	23.94	21.91



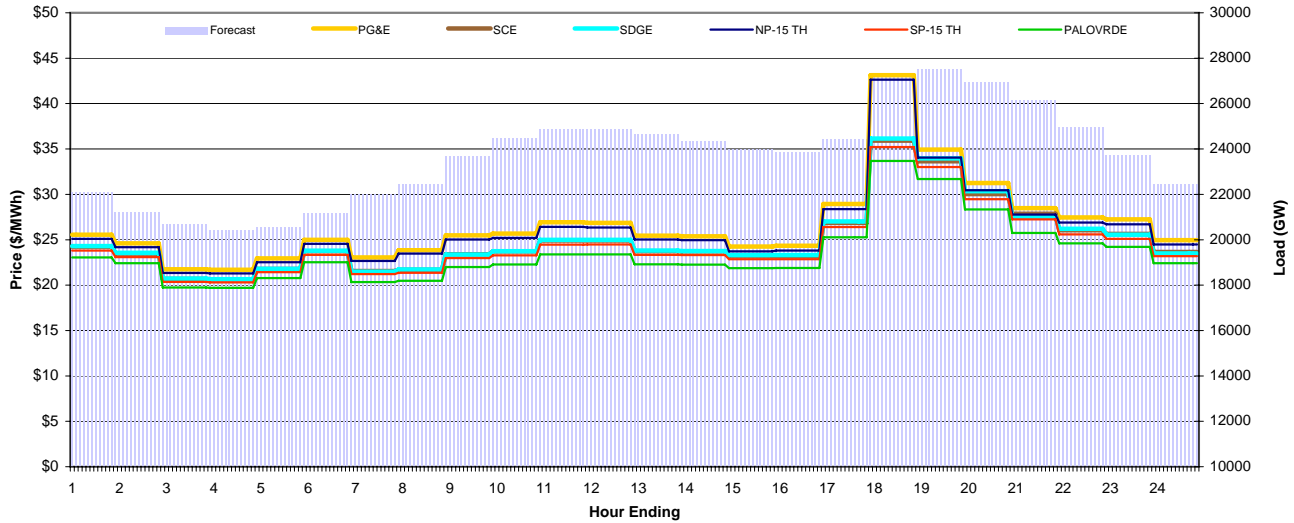
# CAISO Daily Report

## Saturday November 21, 2009

Price Color Codes: <=0 >=100 >=200

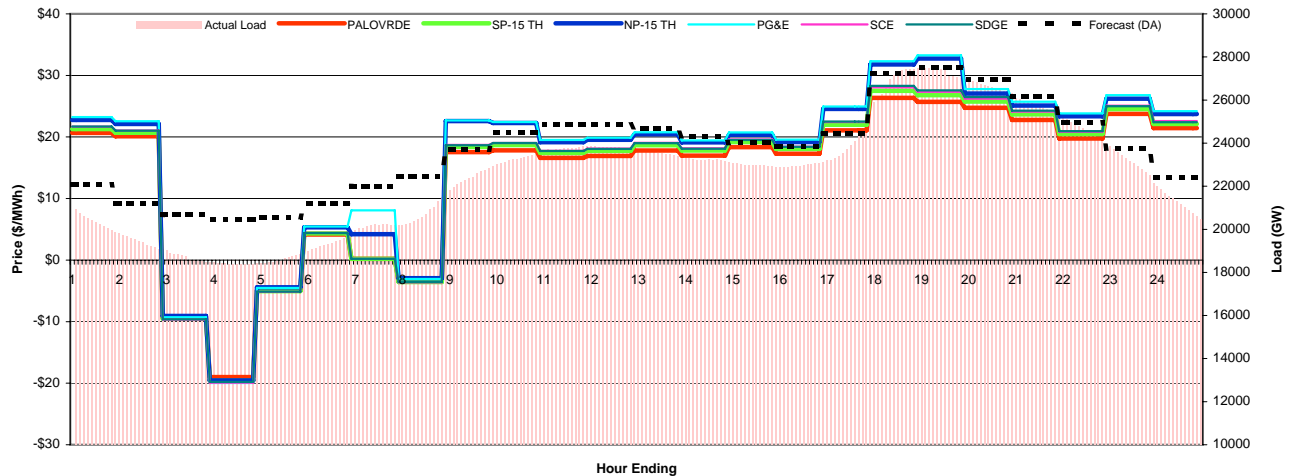
### Day-Ahead Prices and Cleared Load

	HE1	HE2	HE3	HE4	HE5	HE6	HE7	HE8	HE9	HE10	HE11	HE12	HE13	HE14	HE15	HE16	HE17	HE18	HE19	HE20	HE21	HE22	HE23	HE24
PG&E	25.56	24.61	21.74	21.69	22.96	25.00	23.06	23.85	25.49	25.68	26.93	26.85	25.45	25.37	24.25	24.35	28.93	43.12	34.93	31.26	28.48	27.45	27.24	24.96
SCE	24.24	23.47	20.69	20.64	21.79	23.74	21.55	21.70	23.40	23.72	24.92	24.92	23.74	23.72	23.24	23.24	26.86	35.92	33.65	30.04	27.87	26.05	25.64	23.66
SDGE	24.30	23.56	20.72	20.65	21.80	23.79	21.48	21.73	23.38	23.74	24.99	24.99	23.81	23.76	23.31	23.31	27.02	36.15	33.96	30.34	27.54	26.20	25.56	23.49
NP-15 TH	25.10	24.17	21.34	21.28	22.53	24.54	22.67	23.47	25.03	25.20	26.41	26.35	25.02	24.95	23.72	23.81	28.37	42.63	34.05	30.45	27.78	26.89	26.70	24.49
SP-15 TH	23.81	23.08	20.36	20.30	21.43	23.34	21.21	21.35	22.99	23.29	24.47	24.47	23.33	23.32	22.85	22.85	26.40	35.22	33.01	29.48	27.25	25.58	25.10	23.20
PALOVPRDE	23.05	22.41	19.74	19.70	20.77	22.53	20.34	20.49	22.00	22.27	23.39	23.39	22.30	22.27	21.88	21.88	25.27	33.68	31.69	28.34	25.76	24.60	24.21	22.42
Forecast	22.1	21.2	20.7	20.4	20.6	21.2	22.0	22.4	23.7	24.5	24.9	24.7	24.3	24.0	23.9	24.5	27.2	27.5	26.9	26.1	25.0	23.7	22.4	



### Preliminary Real-Time Prices with Forecasted and Actual System Load

	HE1	HE2	HE3	HE4	HE5	HE6	HE7	HE8	HE9	HE10	HE11	HE12	HE13	HE14	HE15	HE16	HE17	HE18	HE19	HE20	HE21	HE22	HE23	HE24
Palovrde	20.66	20.11	-9.25	-19.01	-4.91	4.17	0.20	-3.40	17.54	17.82	16.61	16.91	17.79	16.98	18.36	17.29	21.08	26.34	25.71	24.75	22.78	19.75	23.76	21.44
sp15	21.29	20.68	-9.51	-19.57	-5.06	4.33	0.21	-3.56	18.39	18.69	17.41	17.74	18.66	17.80	19.19	18.07	22.00	27.51	26.80	25.75	23.67	20.47	24.54	22.13
np15	22.76	22.11	-9.08	-19.54	-4.43	5.33	4.20	-2.95	22.59	22.26	19.16	19.54	20.45	19.12	20.34	19.17	24.56	31.77	32.75	27.06	25.11	23.36	26.22	23.73
pgae	23.23	22.56	-9.30	-19.96	-4.52	5.44	8.09	-3.08	22.69	22.44	19.51	19.88	20.77	19.45	20.74	19.56	24.94	32.30	33.26	27.79	25.72	23.82	26.79	24.20
sce	21.67	21.04	-9.68	-19.92	-5.15	4.41	0.21	-3.61	18.72	19.02	17.75	18.10	19.05	18.16	19.58	18.42	22.43	28.06	27.33	26.22	24.11	20.85	25.07	22.59
sdge	21.69	21.01	-9.63	-19.79	-5.12	4.38	0.21	-3.56	18.66	19.04	17.73	18.06	18.99	18.09	19.52	18.39	22.51	28.31	27.57	26.49	24.28	20.95	25.01	22.39
Forecast-Load	1.8	1.9	2.0	2.1	1.9	1.8	1.8	1.5	1.2	1.1	1.1	1.1	1.2	1.1	1.1	0.9	0.2	0.2	0.3	0.4	0.5	0.5	0.8	1.3
Load	20.29	19.34	18.63	18.39	18.66	19.44	20.17	20.90	22.50	23.34	23.76	23.78	23.50	23.20	22.95	22.99	24.23	27.07	27.22	26.54	25.64	24.50	22.93	21.08



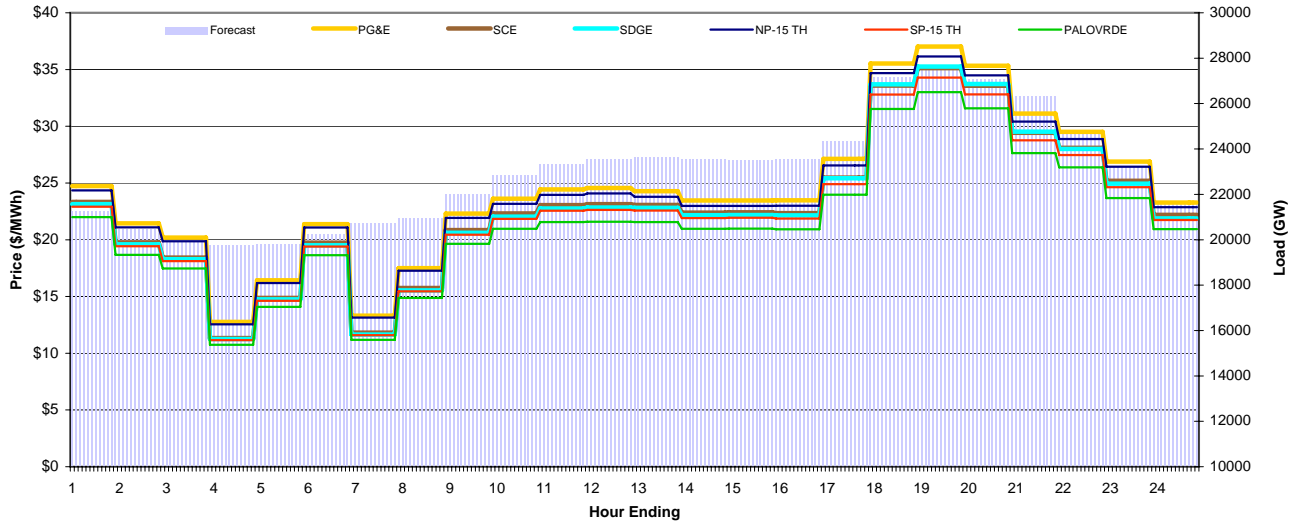
# CAISO Daily Report

## Sunday November 22, 2009

Price Color Codes: <=0 >=100 >=200

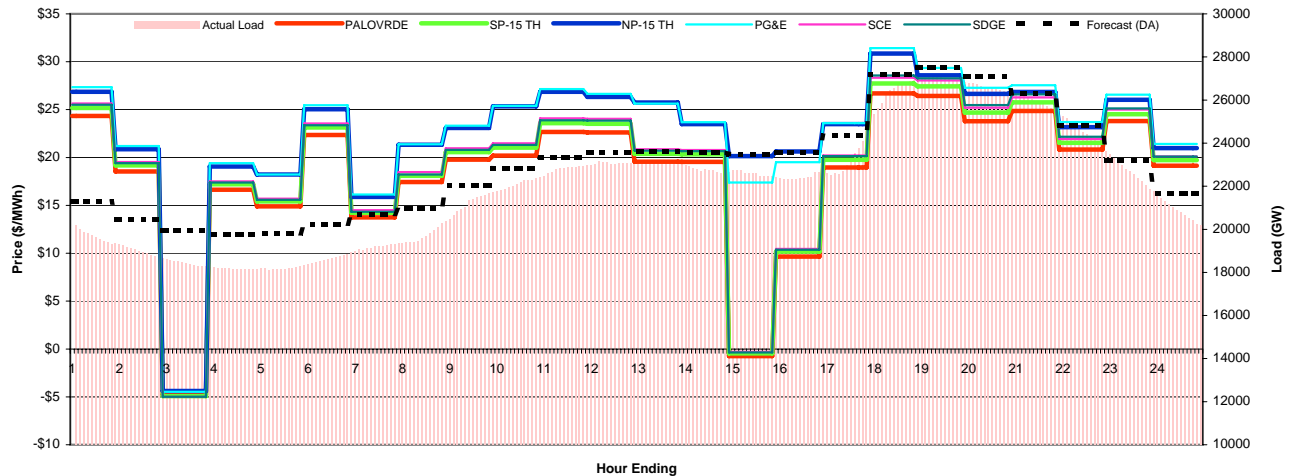
### Day-Ahead Prices and Cleared Load

	HE1	HE2	HE3	HE4	HE5	HE6	HE7	HE8	HE9	HE10	HE11	HE12	HE13	HE14	HE15	HE16	HE17	HE18	HE19	HE20	HE21	HE22	HE23	HE24
PG&E	24.73	21.45	20.19	12.76	16.42	21.38	13.31	17.49	22.30	23.62	24.43	24.57	24.28	23.47	23.46	23.47	27.13	35.52	37.03	35.33	31.12	29.51	26.89	23.27
SCE	23.33	19.76	18.43	11.34	14.87	19.74	11.81	15.75	20.86	22.31	23.05	23.13	23.07	22.39	22.41	22.35	25.48	33.58	35.12	33.57	29.42	28.09	25.19	22.19
SDGE	23.14	19.61	18.29	11.25	14.74	19.52	11.64	15.53	20.61	22.03	22.76	22.85	22.82	22.17	22.18	22.14	25.42	33.70	35.26	33.73	29.53	28.00	24.94	21.88
NP-15 TH	24.35	21.09	19.87	12.55	16.18	21.08	13.14	17.27	21.92	23.17	23.96	24.08	23.78	22.98	22.98	22.99	26.55	34.69	36.15	34.48	30.41	28.88	26.43	22.87
SP-15 TH	22.91	19.44	18.12	11.15	14.63	19.40	11.59	15.46	20.45	21.85	22.55	22.62	22.57	21.92	21.94	21.87	24.90	32.80	34.30	32.81	28.76	27.47	24.64	21.74
PALOV RDE	22.00	18.67	17.46	10.74	14.08	18.64	11.18	14.88	19.65	20.97	21.56	21.59	21.56	20.96	20.98	20.93	23.96	31.53	33.00	31.58	27.63	26.38	23.68	20.94
Forecast	21.3	20.5	19.9	19.7	19.8	20.2	20.7	21.0	22.0	22.8	23.3	23.5	23.6	23.6	23.5	23.5	24.3	27.2	27.5	27.1	26.3	24.8	23.2	21.7



### Preliminary Real-Time Prices with Forecasted and Actual System Load

	HE1	HE2	HE3	HE4	HE5	HE6	HE7	HE8	HE9	HE10	HE11	HE12	HE13	HE14	HE15	HE16	HE17	HE18	HE19	HE20	HE21	HE22	HE23	HE24
Palovrde	24.34	18.54	-4.77	16.64	14.89	22.35	13.74	17.45	19.77	20.19	22.67	22.62	19.56	19.54	-0.73	9.66	18.96	26.70	26.42	23.79	24.86	20.82	23.80	19.15
sp15	25.17	19.18	-4.93	17.20	15.42	23.13	14.23	18.09	20.56	21.03	23.59	23.52	20.39	20.33	-0.47	10.17	19.75	27.72	27.44	24.69	25.76	21.52	24.53	19.72
np15	26.87	20.87	-4.38	19.07	18.23	25.05	15.89	21.32	23.08	25.33	26.86	26.33	25.73	23.48	20.15	20.63	23.49	30.86	28.58	26.64	26.85	23.17	26.02	20.98
pgae	27.34	21.21	-4.47	19.41	18.23	25.46	16.13	21.38	23.32	25.39	27.14	26.65	25.63	23.69	17.39	19.51	23.59	31.42	29.35	27.28	27.55	23.70	26.56	21.41
sce	25.65	19.53	-5.01	17.51	15.70	23.55	14.50	18.47	20.97	21.47	24.10	24.03	20.86	20.78	-0.31	10.45	20.21	28.32	28.04	25.21	26.27	21.94	25.01	20.10
sdge	25.50	19.41	-4.98	17.39	15.58	23.37	14.33	18.23	20.79	21.31	23.89	23.85	20.72	20.67	-0.36	10.38	20.14	28.56	28.26	25.47	26.60	22.17	25.12	20.09
Forecast-Load	1.7	1.6	1.6	1.6	1.6	1.6	1.5	1.1	0.7	0.7	0.5	0.5	0.6	0.8	1.0	1.1	0.8	0.6	0.6	0.6	0.5	0.5	0.8	1.0
Load	19.63	18.91	18.37	18.16	18.19	18.68	19.21	19.82	21.32	22.16	22.83	23.07	22.72	22.54	22.45	23.56	26.57	26.95	26.52	25.81	24.33	22.44	20.71	



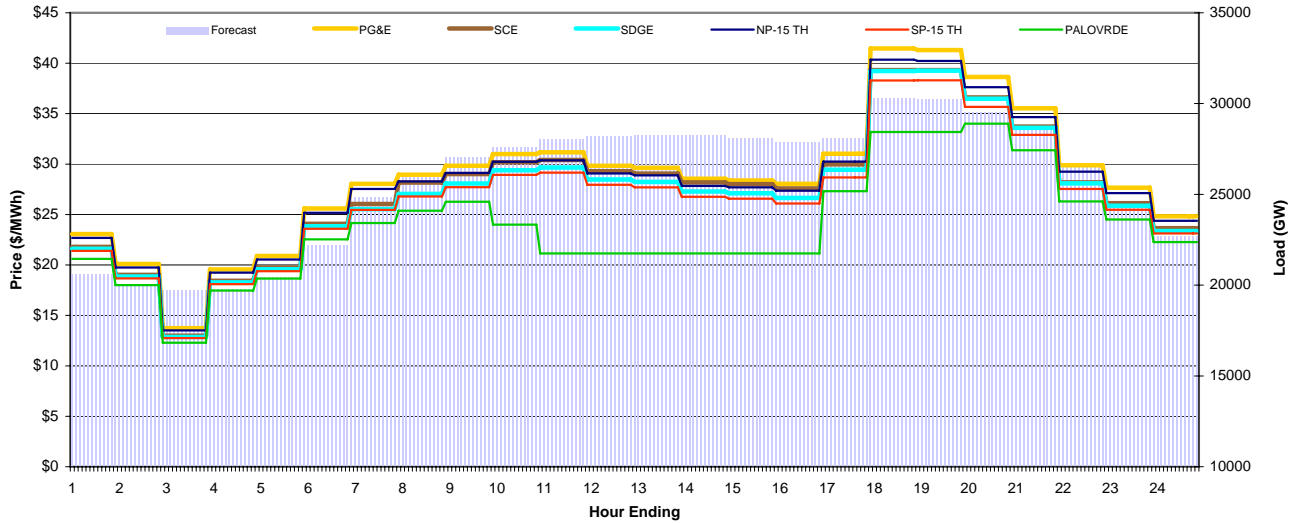
# CAISO Daily Report

## Monday November 23, 2009

Price Color Codes: <=0 >=100 >=200

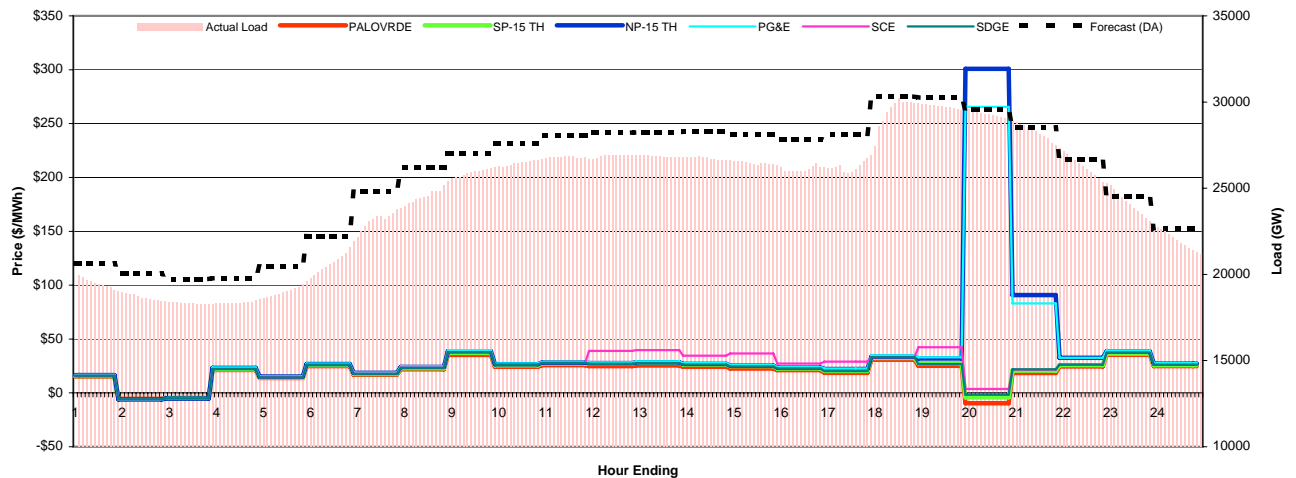
### Day-Ahead Prices and Cleared Load

	HE1	HE2	HE3	HE4	HE5	HE6	HE7	HE8	HE9	HE10	HE11	HE12	HE13	HE14	HE15	HE16	HE17	HE18	HE19	HE20	HE21	HE22	HE23	HE24
PG&E	23.07	20.10	13.74	19.56	20.90	25.61	28.04	28.94	29.84	30.99	31.18	29.84	29.63	28.56	28.38	28.04	31.03	41.46	41.31	38.64	35.53	29.88	27.67	24.83
SCE	21.80	19.01	12.99	18.44	19.74	24.08	26.04	28.18	29.02	30.19	30.41	29.29	29.06	28.18	28.02	27.58	29.98	39.32	39.31	36.60	33.72	28.19	26.12	23.64
SDGE	21.60	18.86	12.87	18.27	19.57	23.83	25.54	27.05	28.08	29.39	29.66	28.47	28.23	27.28	27.11	26.65	29.44	39.23	39.25	36.49	33.60	28.09	25.87	23.36
NP-15 TH	22.68	19.75	13.51	19.23	20.55	25.17	27.54	28.28	29.12	30.23	30.38	29.08	28.88	27.84	27.69	27.36	30.25	40.35	40.23	37.63	34.65	29.24	27.12	24.38
SP-15 TH	21.39	18.67	12.75	18.11	19.38	23.58	25.46	26.79	27.70	28.93	29.15	27.95	27.69	26.75	26.57	26.10	28.67	38.29	38.30	35.68	32.91	27.54	25.47	23.12
PALOVDRDE	20.60	18.01	12.30	17.47	18.66	22.54	24.16	25.38	26.27	24.00	21.15	21.15	21.15	21.15	21.15	21.15	27.31	33.18	33.18	34.00	31.37	26.30	24.50	22.26
Forecast	20.6	20.0	19.7	19.8	20.5	22.2	24.8	26.2	27.0	27.6	28.1	28.2	28.2	28.3	28.1	27.9	28.1	30.3	30.3	29.5	28.5	26.6	24.5	22.7



### Preliminary Real-Time Prices with Forecasted and Actual System Load

	HE1	HE2	HE3	HE4	HE5	HE6	HE7	HE8	HE9	HE10	HE11	HE12	HE13	HE14	HE15	HE16	HE17	HE18	HE19	HE20	HE21	HE22	HE23	HE24
Palovrde	15.21	-5.64	-4.88	21.24	13.89	24.79	16.77	21.90	35.32	24.32	25.81	24.88	25.51	24.30	22.57	21.13	18.68	30.78	25.09	-9.63	18.47	24.54	35.43	24.91
sp15	15.72	-5.84	-5.05	21.93	14.36	25.75	17.58	22.97	37.13	25.66	27.25	27.36	28.01	26.38	24.88	22.62	20.43	32.36	27.50	-4.10	20.64	25.70	36.50	25.71
np15	16.51	-6.09	-5.33	23.20	15.13	26.78	18.60	24.12	38.71	26.70	28.15	27.69	28.46	26.98	25.32	23.55	22.18	33.68	31.98	300.91	90.78	32.62	38.50	27.27
pgae	16.85	-6.20	-5.43	23.62	15.40	27.28	18.97	24.66	39.68	27.39	28.90	28.49	29.26	27.73	26.04	24.16	22.63	34.75	33.01	265.51	83.12	32.59	39.35	27.85
sce	16.01	-5.93	-5.14	22.32	14.61	26.26	17.94	23.45	37.88	26.54	27.83	39.03	39.79	34.59	36.66	27.19	29.03	33.19	42.44	3.62	21.59	26.30	37.37	26.30
sdge	15.97	-5.89	-5.10	22.17	14.54	26.04	17.66	23.28	37.79	26.20	27.82	27.08	27.72	26.33	24.57	22.76	20.30	33.16	26.74	-1.76	21.82	26.23	37.22	25.98
Forecast-Load	1.2	1.4	1.4	1.4	1.4	1.3	1.5	1.5	1.1	1.1	1.3	1.4	1.4	1.6	1.7	1.7	1.7	0.6	0.6	0.4	0.5	0.6	0.7	0.9
Load	19.41	18.61	18.30	18.39	19.11	20.89	23.32	24.72	25.96	26.49	26.78	26.87	26.82	26.69	26.41	26.10	26.36	29.70	29.69	29.17	28.01	26.03	23.78	21.77



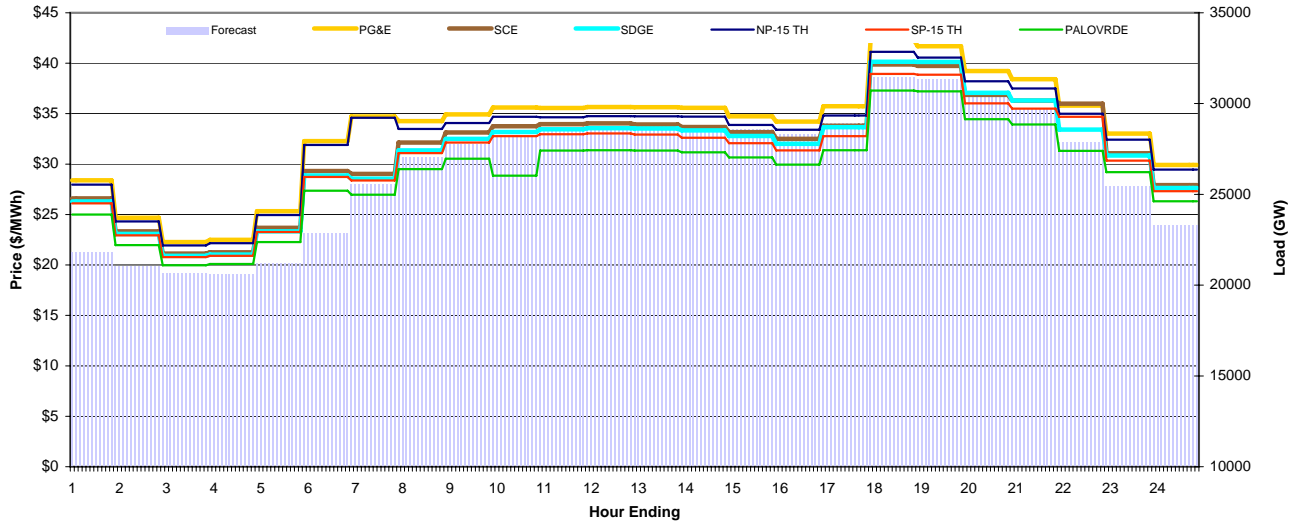
# CAISO Daily Report

## Tuesday November 24, 2009

Price Color Codes: <=0 >=100 >=200

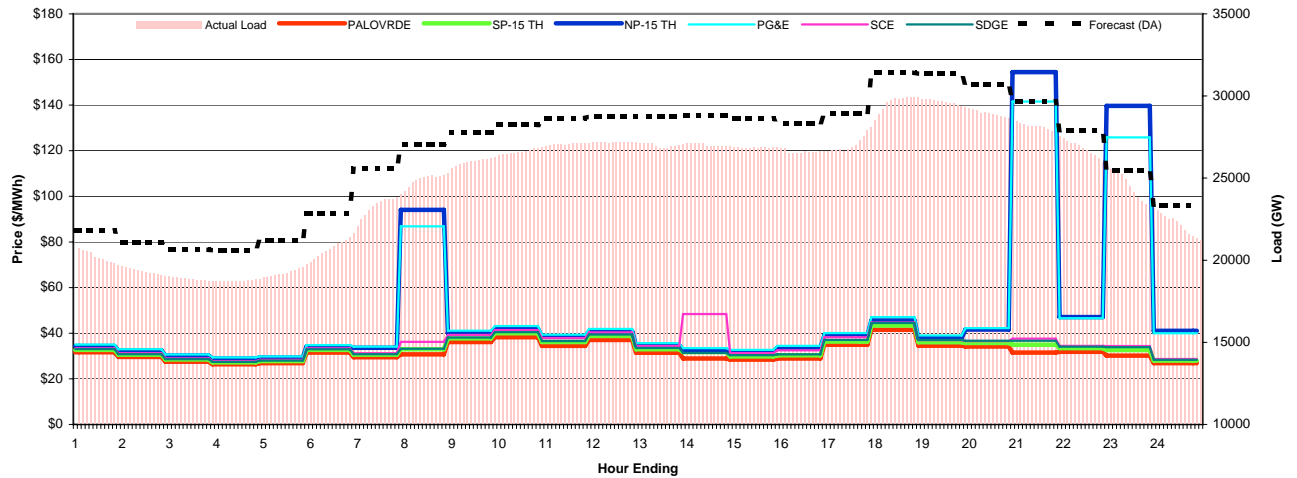
### Day-Ahead Prices and Cleared Load

	HE1	HE2	HE3	HE4	HE5	HE6	HE7	HE8	HE9	HE10	HE11	HE12	HE13	HE14	HE15	HE16	HE17	HE18	HE19	HE20	HE21	HE22	HE23	HE24
PG&E	28.40	24.69	22.26	22.50	25.33	32.28	34.73	34.27	34.93	35.60	35.57	35.65	35.65	35.58	34.74	34.22	35.73	42.32	41.69	39.23	38.41	35.79	33.03	29.92
SCE	26.60	23.33	21.13	21.26	23.69	29.31	29.03	32.14	33.13	33.75	33.96	34.03	33.93	33.68	33.17	32.49	33.80	39.87	39.74	36.86	36.30	36.00	31.07	27.92
SDGE	26.30	23.08	20.91	21.03	23.33	28.87	28.54	31.35	32.51	33.18	33.46	33.57	33.53	33.34	32.79	32.01	33.67	40.14	40.13	37.07	36.31	33.42	30.85	27.64
NP-15 TH	27.96	24.31	21.93	22.16	24.95	31.89	34.59	33.49	34.08	34.69	34.65	34.75	34.74	34.71	33.88	33.40	34.81	41.13	40.57	38.21	37.49	35.00	32.42	29.45
SP-15 TH	26.10	22.93	20.78	20.91	23.26	28.72	28.38	31.09	32.14	32.77	32.97	33.05	32.92	32.62	32.07	31.36	32.78	38.95	38.86	36.02	35.49	34.70	30.34	27.31
PALOVPRDE	25.00	21.96	19.97	20.09	22.27	27.36	26.96	29.50	30.54	28.85	31.34	31.37	31.35	31.18	30.66	29.94	31.38	37.29	37.21	34.45	33.93	31.31	29.20	26.32
Forecast	21.8	21.1	20.6	20.6	21.2	22.9	25.6	27.1	27.8	28.2	28.6	28.8	28.8	28.8	28.6	28.3	28.9	31.4	31.3	30.7	29.7	27.9	25.5	23.3



### Preliminary Real-Time Prices with Forecasted and Actual System Load

	HE1	HE2	HE3	HE4	HE5	HE6	HE7	HE8	HE9	HE10	HE11	HE12	HE13	HE14	HE15	HE16	HE17	HE18	HE19	HE20	HE21	HE22	HE23	HE24
Palovrde	31.62	29.57	27.51	26.37	26.88	31.50	29.44	30.72	36.11	38.20	34.45	37.05	31.42	28.88	28.44	28.89	34.90	41.50	34.53	34.15	31.47	31.85	30.15	26.89
sp15	32.69	30.58	28.45	27.25	27.81	32.71	30.60	32.98	37.71	39.98	36.12	38.83	32.97	31.73	29.80	30.28	36.33	43.32	36.05	35.73	34.93	33.45	32.64	27.99
np15	34.37	32.43	30.14	28.91	29.34	34.18	33.61	94.04	40.12	42.03	38.38	40.78	34.75	32.48	31.91	33.67	39.03	45.60	37.89	41.63	154.47	47.04	139.69	41.03
pgae	35.01	32.97	30.64	29.37	29.80	34.78	34.11	86.88	41.10	43.13	39.39	41.87	35.66	33.45	32.72	34.41	40.08	47.05	39.03	42.23	141.59	46.56	125.87	39.97
sce	33.38	31.19	28.99	27.76	28.34	33.38	31.23	36.18	39.20	41.38	37.89	40.35	34.36	48.43	31.27	32.46	38.26	44.65	36.97	36.55	37.63	34.45	34.40	28.71
sdge	33.05	30.81	28.64	27.46	28.00	32.94	30.77	33.20	38.11	40.50	36.55	39.43	33.50	31.34	30.37	30.73	37.06	44.49	37.07	36.69	36.68	34.07	33.90	28.34
Forecast-Load	1.6	1.8	1.8	1.8	1.8	1.9	2.1	2.0	1.7	1.6	1.5	1.6	1.8	1.8	1.7	1.7	1.7	1.7	1.8	1.8	1.7	1.4	1.3	1.3
Load	20.16	19.28	18.84	18.80	19.35	20.96	23.50	25.07	26.08	26.67	27.11	27.17	27.00	27.00	26.85	26.61	27.25	29.71	29.58	28.86	28.00	26.53	24.16	21.97





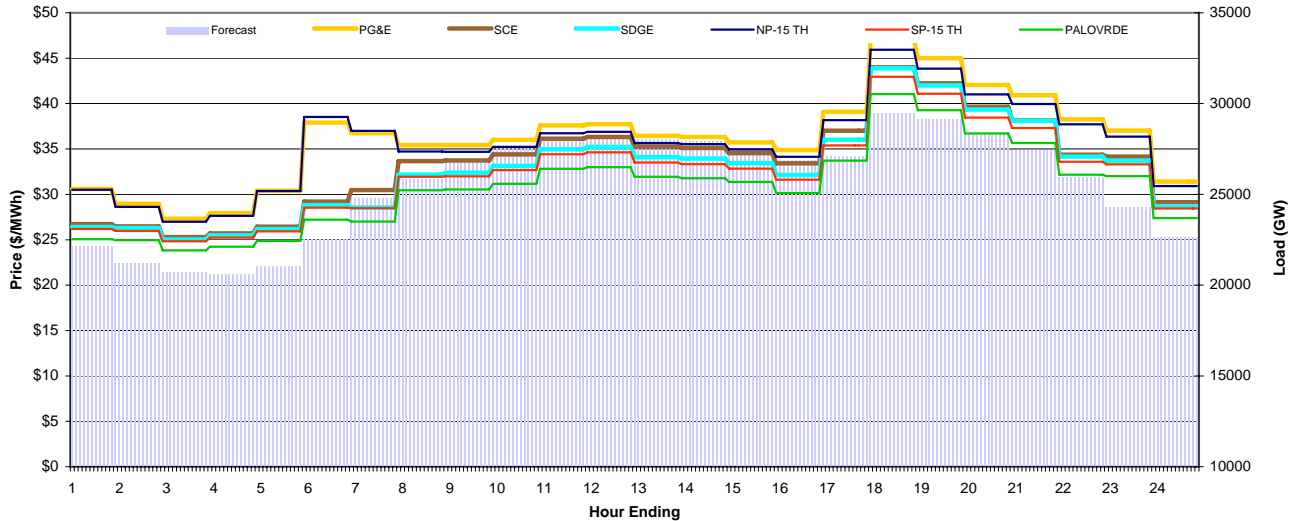
# CAISO Daily Report

## Wednesday November 25, 2009

Price Color Codes: <=0 >=100 >=200

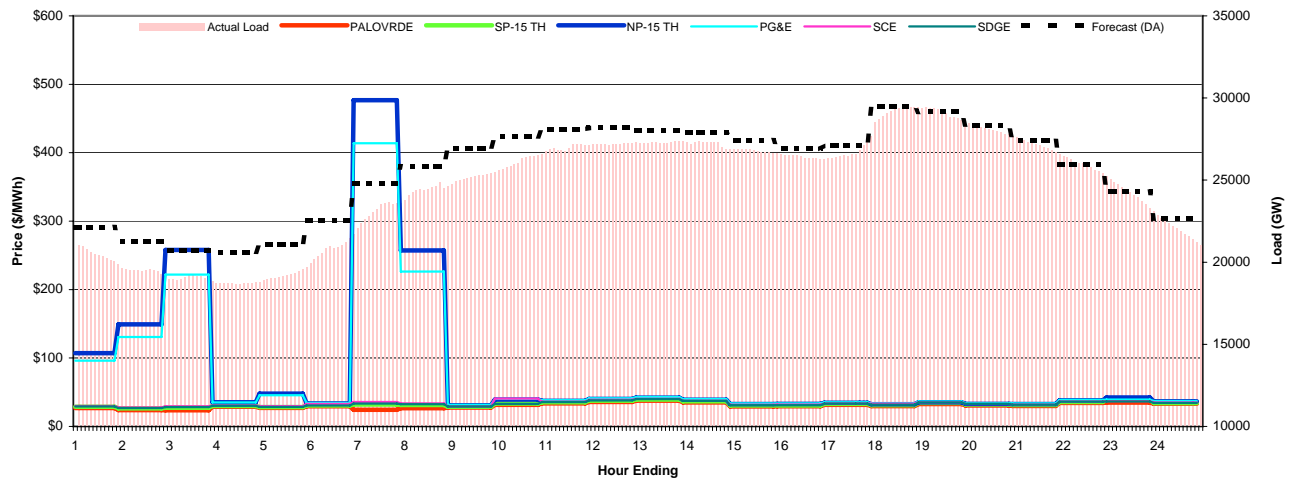
### Day-Ahead Prices and Cleared Load

	HE1	HE2	HE3	HE4	HE5	HE6	HE7	HE8	HE9	HE10	HE11	HE12	HE13	HE14	HE15	HE16	HE17	HE18	HE19	HE20	HE21	HE22	HE23	HE24
PG&E	30.60	28.95	27.33	27.94	30.40	37.91	36.75	35.43	35.42	36.01	37.58	37.74	36.44	36.32	35.73	34.88	39.09	47.18	45.00	42.05	40.91	38.27	37.03	31.41
SCE	26.72	26.47	25.30	25.70	26.44	29.21	30.48	33.66	33.73	34.40	36.13	36.32	35.27	35.11	34.54	33.41	37.00	43.99	42.23	39.66	38.14	34.37	34.16	29.13
SDGE	26.40	26.29	25.02	25.49	26.18	28.82	28.55	32.18	32.37	33.13	34.97	35.22	34.11	33.94	33.44	32.15	36.02	43.88	42.00	39.34	38.10	34.16	33.72	28.65
NP-15 TH	30.51	28.62	26.98	27.63	30.36	38.53	37.00	34.73	34.69	35.23	36.74	36.89	35.65	35.53	34.96	34.13	38.17	45.94	43.85	41.01	39.96	37.72	36.36	30.92
SP-15 TH	26.20	25.97	24.84	25.25	25.93	28.54	28.48	31.93	31.99	32.68	34.42	34.63	33.51	33.33	32.84	31.61	35.39	42.95	41.08	38.46	37.32	33.59	33.31	28.45
PALOVPRDE	25.07	24.96	23.84	24.23	24.86	27.21	27.00	30.45	30.55	31.17	32.82	33.00	31.94	31.78	31.38	30.14	33.71	41.06	39.26	36.70	35.66	32.16	32.00	27.40
Forecast	22.1	21.2	20.7	20.6	21.0	22.5	24.8	25.8	27.0	27.7	28.1	28.2	28.0	27.9	27.4	26.9	27.1	29.5	29.2	28.3	27.4	26.0	24.3	22.6



### Preliminary Real-Time Prices with Forecasted and Actual System Load

	HE1	HE2	HE3	HE4	HE5	HE6	HE7	HE8	HE9	HE10	HE11	HE12	HE13	HE14	HE15	HE16	HE17	HE18	HE19	HE20	HE21	HE22	HE23	HE24
Palovrde	26.80	23.91	23.53	28.83	27.12	29.44	24.31	26.59	27.61	31.55	33.78	35.89	37.62	35.16	29.32	29.44	31.49	29.69	32.77	30.71	30.00	34.41	34.83	33.09
sp15	28.74	26.41	27.42	29.93	28.40	30.67	32.13	31.38	28.81	33.37	35.36	37.59	39.35	36.73	30.63	30.72	32.90	31.17	34.28	32.04	31.28	35.77	39.54	34.13
np15	107.06	149.14	257.89	35.22	47.89	33.74	476.80	257.15	30.79	39.25	37.50	40.11	41.98	39.03	32.81	32.94	34.50	32.54	35.40	33.04	32.78	38.08	42.23	36.63
pgae	96.05	130.77	221.91	35.15	45.60	34.28	413.90	226.43	31.46	40.11	38.41	41.08	43.03	40.00	33.60	33.71	35.38	33.57	36.49	33.96	33.59	38.93	39.22	37.29
sce	29.96	27.76	29.50	30.53	29.71	33.05	35.70	33.72	29.42	40.59	36.27	38.93	40.57	37.65	31.86	31.99	33.78	33.18	35.42	32.67	31.98	36.58	36.91	34.98
sdge	29.19	27.00	28.26	30.14	28.56	30.69	33.51	32.47	29.17	32.89	35.77	38.12	40.03	37.42	31.17	31.21	33.50	31.82	35.18	32.89	31.90	36.34	36.46	34.40
Forecast-Load	1.8	1.8	1.7	1.9	1.7	1.5	1.5	1.3	1.7	1.4	1.1	1.0	0.7	0.7	0.7	0.5	0.2	0.2	0.2	0.3	0.4	0.2	0.3	0.8
Load	20.39	19.42	19.01	18.75	19.32	21.01	23.28	24.50	25.25	26.23	27.02	27.21	27.31	27.18	26.76	26.40	29.26	28.99	28.00	27.04	25.78	23.96	21.81	



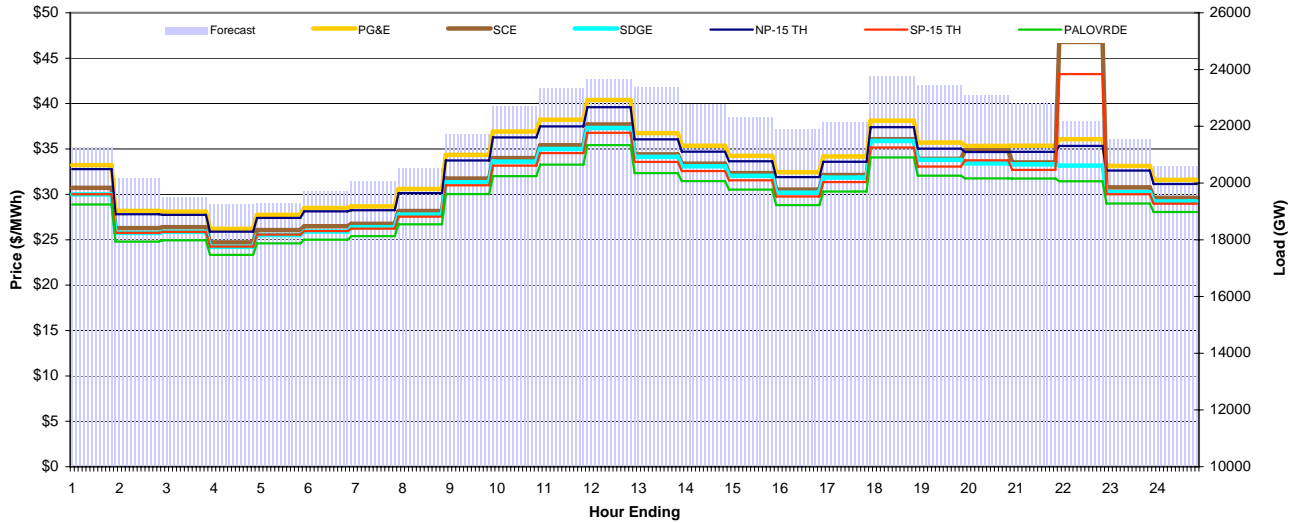
# CAISO Daily Report

Thursday November 26, 2009

Price Color Codes: <=0 >=100 >=200

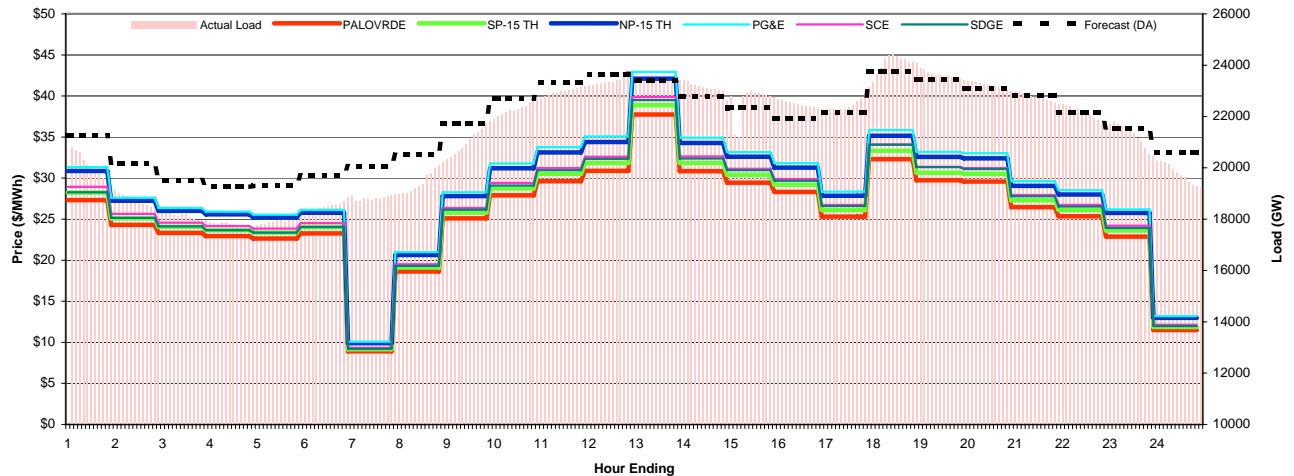
## Day-Ahead Prices and Cleared Load

	HE1	HE2	HE3	HE4	HE5	HE6	HE7	HE8	HE9	HE10	HE11	HE12	HE13	HE14	HE15	HE16	HE17	HE18	HE19	HE20	HE21	HE22	HE23	HE24
PG&E	33.22	28.17	28.10	26.21	27.74	28.50	28.67	30.59	34.34	36.93	38.22	40.39	36.75	35.35	34.25	32.45	34.18	38.13	35.70	35.33	35.35	36.07	33.13	31.60
SCE	30.71	26.29	26.39	24.71	26.06	26.50	26.75	28.16	31.74	33.99	35.41	37.70	34.41	33.38	32.34	30.52	32.13	36.08	33.92	34.84	33.52	46.80	30.77	29.61
SDGE	30.00	25.75	25.88	24.21	25.52	25.92	26.38	27.77	31.34	33.61	35.01	37.31	34.13	33.10	32.03	30.19	31.84	35.89	33.80	33.41	33.31	33.17	30.25	29.22
NP-15 TH	32.78	27.81	27.75	25.89	27.40	28.13	28.25	30.14	33.74	36.26	37.49	39.60	36.06	34.70	33.64	31.90	33.59	37.41	35.03	34.67	34.68	35.34	32.62	31.15
SP-15 TH	30.02	25.76	25.88	24.25	25.58	25.96	26.22	27.55	31.00	33.18	34.54	36.77	33.58	32.58	31.55	29.77	31.35	35.16	33.07	33.75	32.69	43.25	30.02	28.98
PALOVNRDE	28.88	24.80	24.93	23.33	24.60	25.01	25.39	26.70	30.03	32.00	33.28	35.42	32.35	31.46	30.52	28.82	30.31	34.07	32.05	31.76	31.75	31.44	28.99	28.06
Forecast	21.3	20.2	19.5	19.3	19.3	19.7	20.1	20.5	21.7	22.7	23.3	23.7	23.4	22.8	22.3	21.9	22.2	23.8	23.4	23.1	22.8	22.2	21.5	20.6



## Preliminary Real-Time Prices with Forecasted and Actual System Load

	HE1	HE2	HE3	HE4	HE5	HE6	HE7	HE8	HE9	HE10	HE11	HE12	HE13	HE14	HE15	HE16	HE17	HE18	HE19	HE20	HE21	HE22	HE23	HE24
Palovrde	27.33	24.30	23.32	22.94	22.64	23.27	8.90	18.63	25.10	27.90	29.62	30.88	37.74	30.84	29.45	28.31	25.31	32.31	29.74	29.57	26.45	25.34	22.87	11.49
sp15	28.24	25.09	24.06	23.66	23.37	24.02	9.15	19.12	25.81	28.74	30.51	31.83	38.88	31.85	30.40	29.18	26.12	33.31	30.66	30.50	27.29	26.11	23.62	11.87
np15	30.87	27.24	26.02	25.59	25.21	25.78	9.90	20.63	27.80	31.20	33.12	34.39	42.12	34.27	32.60	31.27	27.84	35.14	32.57	32.41	29.04	28.00	25.76	12.98
pgae	31.33	27.61	26.37	25.92	25.54	26.13	10.08	20.98	28.28	31.78	33.76	35.07	42.92	34.92	33.17	31.83	28.34	35.86	33.21	33.03	29.61	28.52	26.18	13.18
sce	28.93	25.64	24.56	24.15	23.85	24.51	9.33	19.50	26.36	29.40	31.22	32.60	39.86	32.64	31.13	29.90	26.74	34.09	31.37	31.22	27.94	26.73	24.21	12.14
sdge	28.28	25.16	24.12	23.66	23.36	24.05	9.21	19.32	26.16	29.09	30.96	32.35	39.50	32.39	30.96	29.68	26.60	34.06	31.33	31.09	27.78	26.55	23.92	11.99
Forecast-Load	1.3	1.5	1.4	1.5	1.3	1.2	1.2	0.9	0.5	0.4	0.3	0.3	-0.1	-0.3	-0.2	-0.5	-0.4	-0.4	-0.1	-0.1	0.1	0.1	0.4	0.9
Load	19.97	18.67	18.10	17.78	17.95	18.51	18.84	19.60	21.17	22.36	23.02	23.40	23.53	23.08	22.58	22.44	22.58	24.14	23.57	23.17	22.71	22.05	21.14	19.68



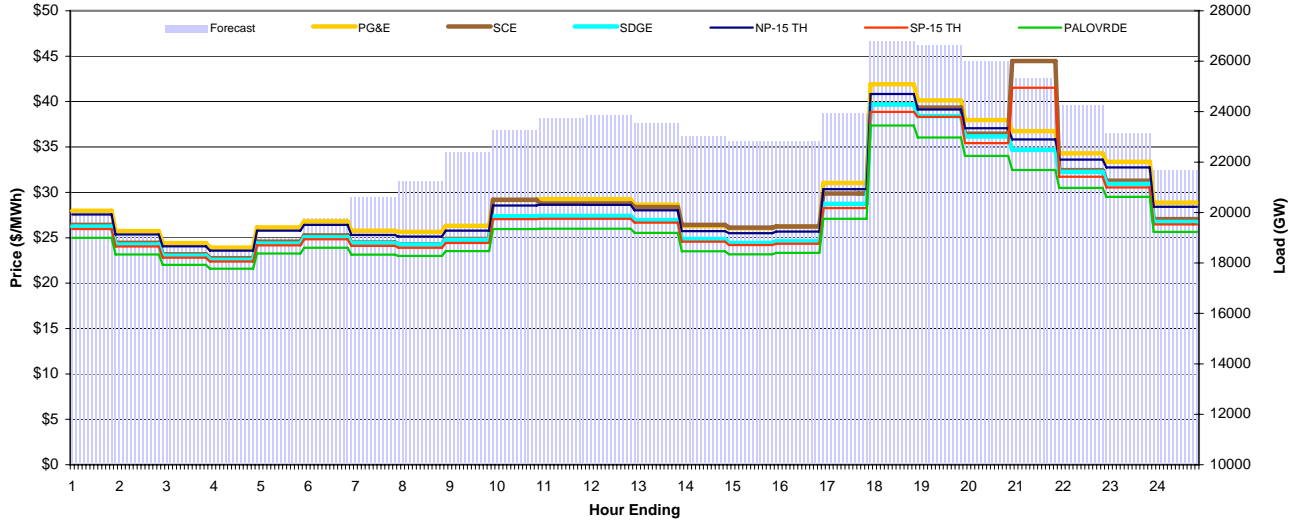
# CAISO Daily Report

## Friday November 27, 2009

Price Color Codes: <=0 >=100 >=200

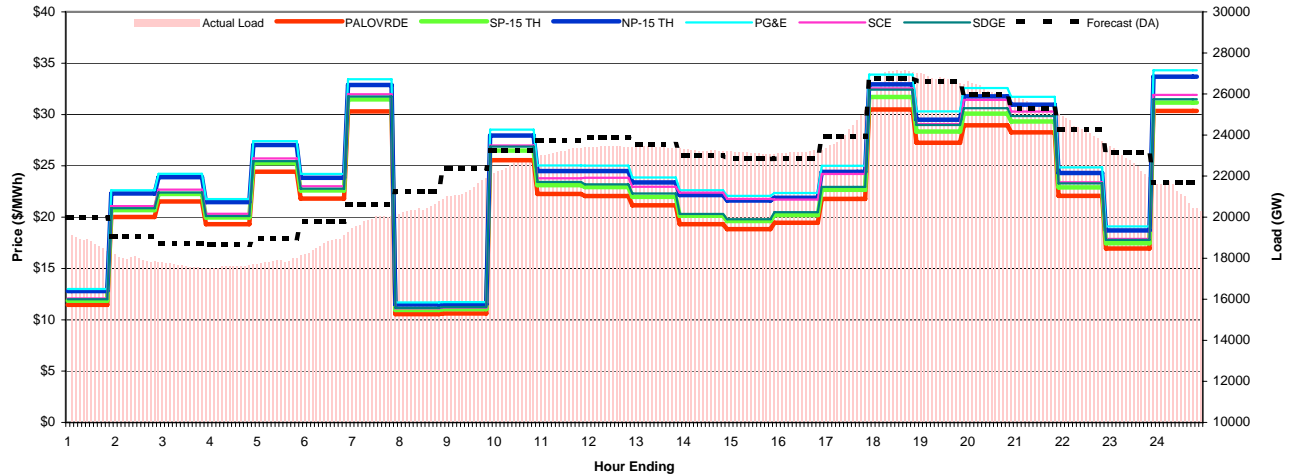
### Day-Ahead Prices and Cleared Load

	HE1	HE2	HE3	HE4	HE5	HE6	HE7	HE8	HE9	HE10	HE11	HE12	HE13	HE14	HE15	HE16	HE17	HE18	HE19	HE20	HE21	HE22	HE23	HE24
PG&E	27.96	25.72	24.41	23.92	26.14	26.81	25.76	25.64	26.31	29.15	29.26	29.23	28.63	26.28	26.05	26.24	31.03	41.91	40.14	37.96	36.75	34.29	33.35	28.86
SCE	26.42	24.44	23.18	22.75	24.56	25.26	24.47	24.28	24.87	29.18	28.78	28.78	28.37	26.42	26.12	26.25	29.88	39.72	39.35	36.47	44.46	32.44	31.28	27.06
SDGE	26.23	24.25	23.01	22.56	24.36	25.04	24.41	24.24	24.76	27.36	27.40	27.40	26.95	24.86	24.42	24.61	28.72	39.69	38.41	36.16	34.68	32.25	30.93	26.73
NP-15 TH	27.56	25.36	24.06	23.58	25.78	26.41	25.31	25.14	25.79	28.54	28.64	28.61	28.02	25.73	25.51	25.68	30.35	40.84	39.13	37.07	35.84	33.60	32.75	28.41
SP-15 TH	25.97	24.05	22.81	22.39	24.17	24.83	24.11	23.90	24.42	27.06	27.09	27.10	26.66	24.57	24.20	24.35	28.27	38.87	38.31	35.42	41.52	31.73	30.54	26.48
PALOVPRDE	25.00	23.15	22.01	21.59	23.26	23.89	23.15	23.00	23.54	25.96	26.00	26.00	25.55	23.52	23.18	23.33	27.08	37.36	36.04	34.02	32.47	30.50	29.51	25.65
Forecast	20.0	19.1	18.7	18.7	19.0	19.8	20.6	21.2	22.4	23.3	23.7	23.9	23.6	23.0	22.8	22.8	23.9	26.8	26.6	26.0	25.3	24.3	23.1	21.7



### Preliminary Real-Time Prices with Forecasted and Actual System Load

	HE1	HE2	HE3	HE4	HE5	HE6	HE7	HE8	HE9	HE10	HE11	HE12	HE13	HE14	HE15	HE16	HE17	HE18	HE19	HE20	HE21	HE22	HE23	HE24
Palovrde	11.46	20.01	21.53	19.31	24.42	21.80	30.31	10.55	10.62	25.55	22.26	22.05	21.15	19.32	18.82	19.46	21.78	30.49	27.25	28.95	28.26	22.08	16.94	30.34
sp15	11.86	20.69	22.26	19.97	25.27	22.61	31.47	10.95	11.03	26.48	23.13	22.93	21.99	20.14	19.63	20.21	22.66	31.71	28.35	30.08	29.32	22.90	17.46	31.17
np15	12.80	22.30	23.89	21.47	27.03	23.84	32.87	11.48	11.50	27.96	24.49	24.49	23.38	22.16	21.61	21.88	24.42	32.94	29.50	31.76	30.96	24.30	18.71	33.68
pgae	12.99	22.62	24.23	21.77	27.41	24.20	33.44	11.70	11.72	28.53	25.03	25.01	23.87	22.62	22.07	22.35	25.00	33.88	30.31	32.58	31.73	24.85	19.09	34.30
sce	12.08	21.07	22.68	20.33	25.72	23.01	31.97	11.12	11.20	26.99	23.79	23.84	22.97	22.38	21.78	21.72	24.20	32.54	29.07	31.42	30.29	23.41	17.88	31.91
sdge	12.00	20.88	22.40	20.11	25.45	22.78	31.76	11.17	11.24	26.88	23.42	23.19	22.31	20.31	19.80	20.48	22.95	32.43	28.97	30.61	29.85	23.30	17.79	31.49
Forecast-Load	1.3	1.1	1.1	1.0	1.1	1.0	0.7	0.7	0.9	0.6	0.5	0.4	0.2	-0.2	-0.3	-0.4	-0.5	-0.2	-0.1	-0.1	-0.1	0.1	0.6	0.7
Load	18.70	17.93	17.62	17.62	17.92	18.83	19.94	20.52	21.48	22.66	23.26	23.44	23.40	23.24	23.12	23.21	24.45	26.97	26.71	26.13	25.40	24.12	22.49	21.01



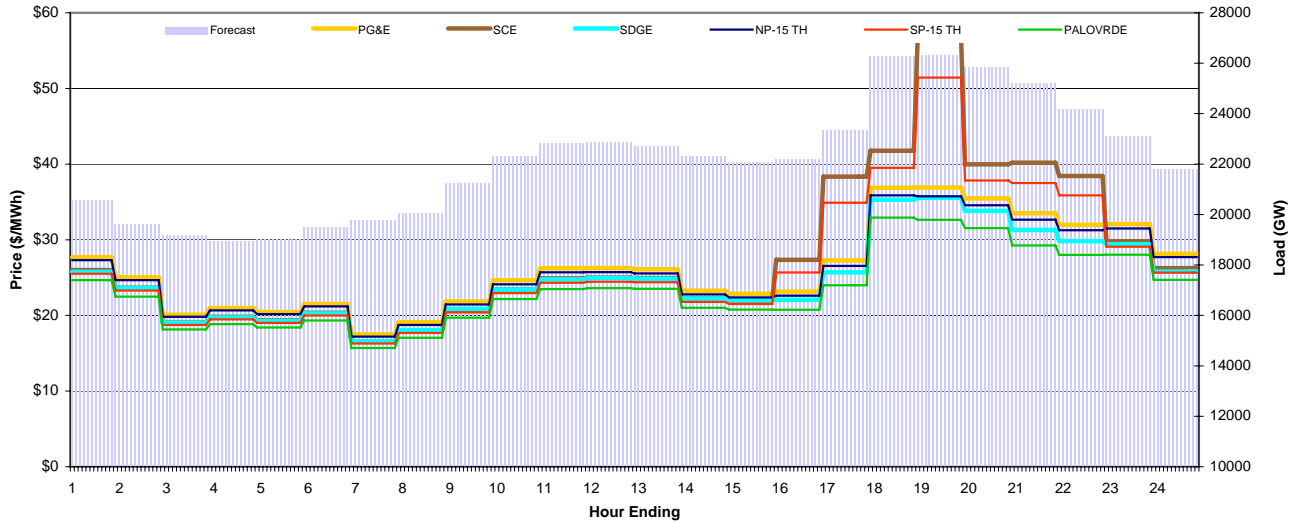
# CAISO Daily Report

Saturday November 28, 2009

Price Color Codes: <=0 >=100 >=200

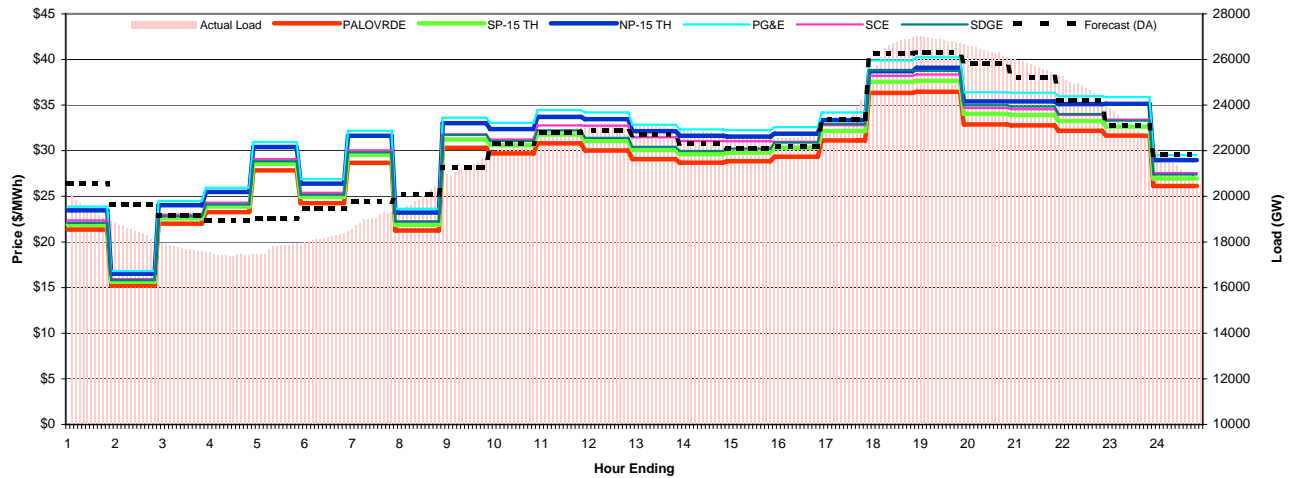
## Day-Ahead Prices and Cleared Load

	HE1	HE2	HE3	HE4	HE5	HE6	HE7	HE8	HE9	HE10	HE11	HE12	HE13	HE14	HE15	HE16	HE17	HE18	HE19	HE20	HE21	HE22	HE23	HE24
PG&E	27.70	25.03	20.10	20.99	20.46	21.51	17.49	19.10	21.86	24.63	26.24	26.27	26.10	23.26	22.85	23.14	27.25	36.87	36.91	35.46	33.49	31.98	32.05	28.14
SCE	26.00	23.67	19.06	19.82	19.35	20.34	16.54	17.97	20.74	23.43	24.89	25.00	24.93	22.25	21.97	27.34	38.34	41.76	57.12	39.97	40.18	38.43	29.80	26.24
SDGE	25.77	23.61	19.01	19.73	19.26	20.27	16.55	18.05	20.85	23.44	24.76	24.93	24.85	22.22	22.01	22.05	25.69	35.30	35.56	33.81	31.30	29.83	29.42	25.81
NP-15 TH	27.30	24.67	19.82	20.67	20.17	21.19	17.20	18.75	21.44	24.11	25.69	25.72	25.55	22.78	22.38	22.62	26.53	35.87	35.75	34.55	32.66	31.25	31.49	27.70
SP-15 TH	25.50	23.28	18.75	19.48	19.02	19.98	16.28	17.67	20.38	22.95	24.32	24.45	24.39	21.78	21.52	25.67	34.90	39.51	51.44	37.84	37.51	35.86	29.08	25.66
PALOVNRDE	24.67	22.48	18.14	18.85	18.40	19.32	15.70	17.05	19.70	22.17	23.48	23.59	23.52	21.00	20.77	20.74	23.99	32.93	32.62	31.53	29.24	28.00	28.02	24.69
Forecast	20.6	19.6	19.2	18.9	19.0	19.5	19.8	20.1	21.2	22.3	22.8	22.9	22.7	22.3	22.1	22.2	23.4	26.3	26.3	25.8	25.2	24.2	23.1	21.8



## Preliminary Real-Time Prices with Forecasted and Actual System Load

	HE1	HE2	HE3	HE4	HE5	HE6	HE7	HE8	HE9	HE10	HE11	HE12	HE13	HE14	HE15	HE16	HE17	HE18	HE19	HE20	HE21	HE22	HE23	HE24
Palovrde	21.36	15.23	22.00	23.28	27.84	24.25	28.67	21.25	30.32	29.71	30.81	30.02	29.07	28.69	28.85	29.33	31.13	36.33	36.46	32.88	32.77	32.18	31.65	26.14
sp15	21.89	15.64	22.58	23.89	28.56	24.93	29.55	21.89	31.24	30.61	31.78	31.07	30.07	29.63	29.80	30.33	32.16	37.55	37.66	34.05	33.92	33.24	32.64	26.96
np15	23.46	16.52	24.02	25.47	30.42	26.40	31.64	23.22	33.01	32.38	33.71	33.46	32.14	31.64	31.55	31.87	33.36	38.73	39.09	35.42	35.40	35.10	35.15	28.97
pgae	23.87	16.81	24.47	25.93	30.96	26.88	32.19	23.64	33.63	33.06	34.46	34.20	32.85	32.34	32.25	32.59	34.20	39.89	40.25	36.41	36.35	35.97	35.88	29.52
sce	22.36	15.92	22.99	24.31	29.08	25.39	30.04	22.26	31.80	31.23	32.77	32.75	31.49	31.06	31.03	30.96	32.80	38.21	38.35	34.69	34.55	33.91	33.40	27.56
sdge	22.09	15.83	22.81	24.12	28.85	25.19	29.83	22.24	31.74	31.08	32.23	31.42	30.43	29.97	30.24	30.90	32.91	38.81	38.75	34.99	34.85	34.02	33.30	27.40
Forecast-Load	1.2	1.3	1.5	1.5	1.2	1.2	0.6	-0.1	-0.2	-0.2	-0.1	-0.3	-0.3	-0.5	-0.5	-0.4	-0.4	-0.4	-0.5	-0.5	-0.4	-0.4	0.2	0.7
Load	19.37	18.36	17.71	17.44	17.80	18.25	19.13	20.15	21.43	22.45	22.92	23.16	23.02	22.80	22.62	23.76	26.68	26.82	26.31	25.61	24.59	22.91	21.11	



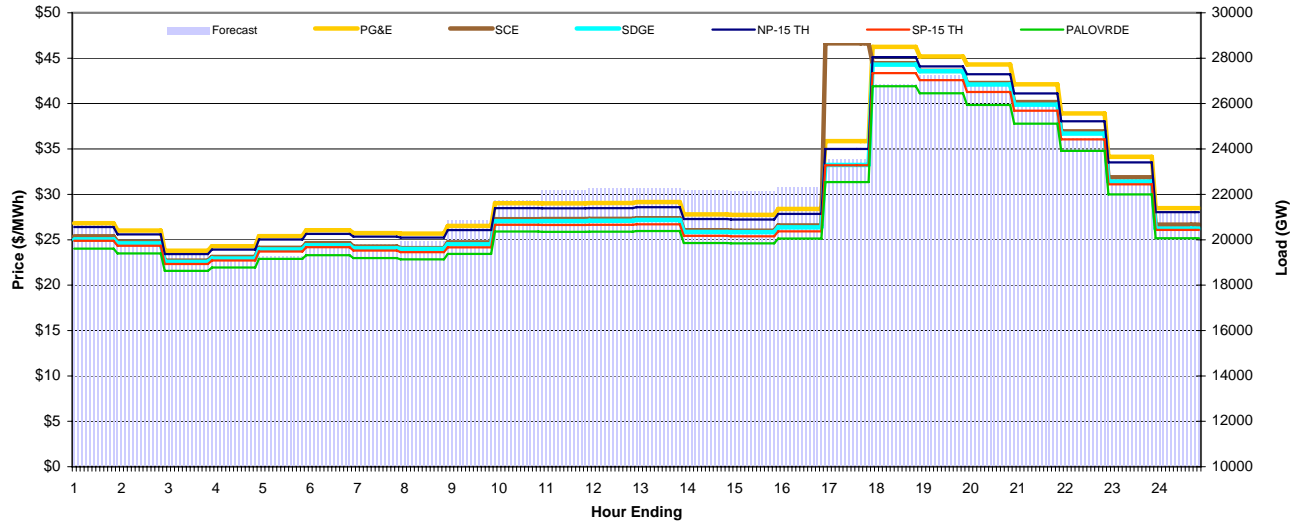
# CAISO Daily Report

## Sunday November 29, 2009

Price Color Codes: <=0 >=100 >=200

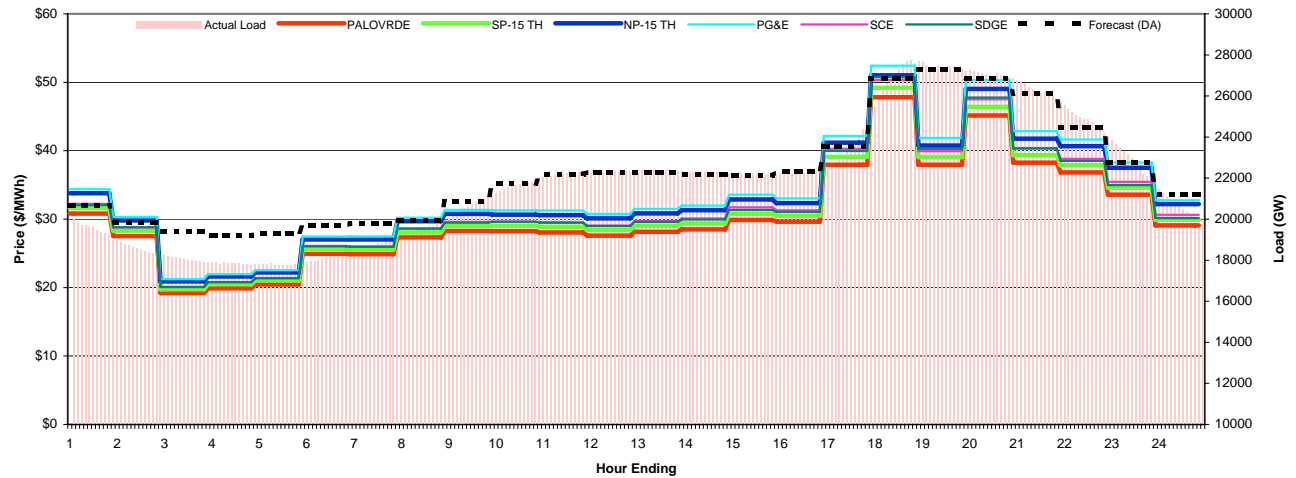
### Day-Ahead Prices and Cleared Load

	HE1	HE2	HE3	HE4	HE5	HE6	HE7	HE8	HE9	HE10	HE11	HE12	HE13	HE14	HE15	HE16	HE17	HE18	HE19	HE20	HE21	HE22	HE23	HE24
PG&E	26.82	26.01	23.79	24.28	25.40	26.04	25.74	25.67	26.53	29.03	29.02	29.04	29.14	27.80	27.74	28.39	35.86	46.24	45.19	44.31	42.12	38.91	34.14	28.48
SCE	25.38	24.77	22.71	23.10	24.12	24.63	24.25	24.08	24.71	27.27	27.28	27.30	27.36	26.05	26.00	26.58	46.63	44.45	43.60	42.27	40.17	36.95	31.89	26.67
SDGE	25.05	24.61	22.55	22.93	23.93	24.38	24.07	23.99	24.49	27.04	27.06	27.09	27.18	25.86	25.83	26.36	33.25	44.29	43.57	42.11	39.88	36.69	31.41	26.23
NP-15 TH	26.40	25.60	23.43	23.91	25.02	25.64	25.34	25.24	26.06	28.48	28.47	28.49	28.58	27.27	27.22	27.85	34.99	45.12	44.09	43.24	41.12	38.05	33.52	28.04
SP-15 TH	24.89	24.34	22.33	22.71	23.71	24.19	23.81	23.63	24.17	26.64	26.63	26.64	26.70	25.42	25.38	25.93	33.20	43.36	42.58	41.27	39.21	36.06	31.11	26.08
PALOVPRDE	24.02	23.49	21.57	21.94	22.89	23.30	22.98	22.85	23.43	25.90	25.88	25.89	25.96	24.64	24.60	25.13	31.35	41.90	41.13	39.85	37.78	34.80	30.00	25.17
Forecast	20.7	19.8	19.4	19.2	19.3	19.7	19.8	19.9	20.9	21.7	22.2	22.3	22.3	22.2	22.1	22.3	23.6	26.8	27.3	26.9	26.1	24.5	22.8	21.2



### Preliminary Real-Time Prices with Forecasted and Actual System Load

	HE1	HE2	HE3	HE4	HE5	HE6	HE7	HE8	HE9	HE10	HE11	HE12	HE13	HE14	HE15	HE16	HE17	HE18	HE19	HE20	HE21	HE22	HE23	HE24
Palovrde	30.82	27.53	19.20	19.89	20.46	24.92	24.87	27.34	28.28	28.24	28.06	27.58	28.16	28.51	29.88	29.63	37.95	47.82	37.96	45.16	38.26	36.84	33.58	29.10
sp15	31.62	28.31	19.76	20.48	21.04	25.64	25.56	28.06	29.00	29.02	28.89	28.41	29.03	29.38	30.79	30.49	39.09	49.20	39.06	46.42	39.36	37.88	34.60	29.93
np15	33.79	29.81	20.90	21.62	22.21	27.03	27.04	29.69	30.77	30.65	30.60	30.12	30.84	31.31	32.88	32.33	41.17	51.03	40.76	49.04	41.76	40.65	37.50	32.19
pgae	34.36	30.31	21.23	21.96	22.55	27.45	27.47	30.21	31.35	31.29	31.26	30.78	31.50	31.98	33.58	33.03	42.16	52.43	41.88	50.33	42.85	41.65	38.28	32.77
sce	32.25	28.80	20.10	20.82	21.40	26.09	26.02	28.57	29.61	29.63	29.53	29.06	29.73	30.09	31.73	31.28	40.30	50.33	39.94	47.51	40.32	38.82	35.46	30.62
sdge	32.06	28.81	20.08	20.80	21.36	26.01	25.96	28.64	29.49	29.62	29.47	28.99	29.60	29.95	31.36	31.08	39.95	50.74	40.29	47.76	40.37	38.52	34.99	30.17
Forecast-Load	1.2	1.3	1.3	1.4	1.5	1.4	0.9	0.3	0.1	0.0	0.0	-0.1	-0.1	-0.1	-0.1	0.0	-0.3	-0.3	-0.1	-0.1	-0.1	-0.2	0.2	0.8
Load	19.49	18.52	18.03	17.84	17.80	18.26	18.93	19.62	20.75	21.72	22.23	22.34	22.36	22.28	22.21	22.33	23.86	27.16	27.37	27.02	26.16	24.68	22.61	20.46



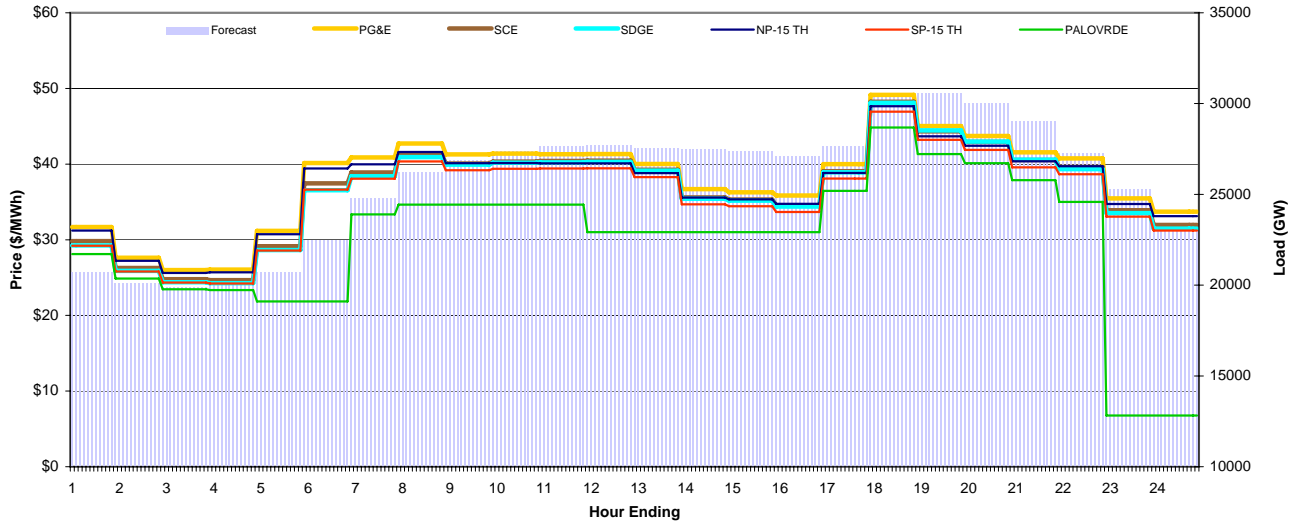
# CAISO Daily Report

## Monday November 30, 2009

Price Color Codes: <=0 >=100 >=200

### Day-Ahead Prices and Cleared Load

	HE1	HE2	HE3	HE4	HE5	HE6	HE7	HE8	HE9	HE10	HE11	HE12	HE13	HE14	HE15	HE16	HE17	HE18	HE19	HE20	HE21	HE22	HE23	HE24
PG&E	31.68	27.62	25.99	26.05	31.18	40.14	40.88	42.72	41.29	41.39	41.31	41.33	40.01	36.70	36.28	35.84	40.00	49.15	45.04	43.72	41.57	40.76	35.47	33.71
SCE	29.82	26.27	24.78	24.67	29.14	37.46	38.89	41.23	40.07	40.34	40.41	40.46	39.25	35.59	35.32	34.53	39.06	48.24	44.33	42.94	40.53	39.61	33.90	31.95
SDGE	29.26	25.90	24.39	24.26	28.65	36.54	38.38	40.93	39.92	40.17	40.23	40.30	39.13	35.42	35.16	34.38	38.92	48.09	44.45	42.97	40.59	39.33	33.53	31.48
NP-15 TH	31.21	27.22	25.62	25.69	30.74	39.42	39.97	41.60	40.12	40.15	40.11	40.10	38.81	35.57	35.33	34.75	38.82	47.64	43.68	42.42	40.37	39.72	34.73	33.11
SP-15 TH	29.20	25.79	24.34	24.21	28.57	36.62	38.08	40.34	39.18	39.38	39.41	39.45	38.28	34.68	34.42	33.66	38.09	46.93	43.21	41.88	39.57	38.66	33.06	31.22
PALOVPRDE	28.12	24.86	23.45	23.34	21.85	21.85	33.35	34.65	34.65	34.65	31.00	31.00	31.00	31.00	31.00	31.00	36.47	44.83	41.33	40.13	37.89	35.00	6.78	6.78
Forecast	20.7	20.1	19.9	20.0	20.7	22.5	24.8	26.2	26.9	27.4	27.7	27.7	27.6	27.5	27.3	27.1	27.7	30.4	30.6	30.0	29.0	27.3	25.3	23.3



### Preliminary Real-Time Prices with Forecasted and Actual System Load

	HE1	HE2	HE3	HE4	HE5	HE6	HE7	HE8	HE9	HE10	HE11	HE12	HE13	HE14	HE15	HE16	HE17	HE18	HE19	HE20	HE21	HE22	HE23	HE24
Palovrde	15.98	21.01	14.55	18.14	13.48	24.10	33.49	35.89	37.98	37.09	39.28	38.01	39.71	37.93	34.15	33.01	34.81	50.98	43.16	43.67	41.29	38.63	34.82	27.13
sp15	16.54	21.74	15.03	18.75	13.96	24.98	34.68	37.08	39.50	38.37	40.69	39.37	41.11	39.39	35.51	34.31	36.17	50.47	42.80	43.27	41.09	38.67	35.96	28.04
np15	17.73	23.18	16.00	20.01	14.92	26.40	36.20	38.78	44.14	39.94	42.17	40.62	42.22	40.81	36.76	35.75	37.84	52.70	45.14	45.73	43.48	41.17	38.15	29.96
pgae	18.03	23.55	16.24	20.29	15.14	26.90	37.07	39.82	45.37	41.09	43.41	41.81	43.46	41.99	37.84	36.76	38.96	54.52	46.66	47.22	44.81	42.33	39.07	30.58
sce	16.90	22.17	15.33	19.12	14.25	25.53	35.40	37.87	46.40	39.14	41.52	40.19	42.03	40.28	36.74	35.68	38.56	53.09	44.80	45.29	42.92	40.23	36.82	28.67
sdge	16.58	21.79	15.07	18.78	13.95	24.93	34.85	37.52	39.34	39.09	41.46	40.16	41.90	40.22	36.29	34.99	36.81	53.57	45.34	45.70	43.09	40.28	36.65	28.43
Forecast-Load	1.7	1.8	2.0	2.1	2.0	1.7	1.2	0.8	0.7	0.7	0.6	0.5	0.4	0.6	0.7	0.7	0.5	0.3	0.2	0.2	0.3	0.4	1.0	1.5
Load	18.99	18.35	17.95	17.94	18.68	20.81	23.58	25.35	26.22	26.66	27.04	27.17	27.18	26.94	26.69	26.44	27.17	30.05	30.32	29.83	28.78	26.85	24.25	21.83

