

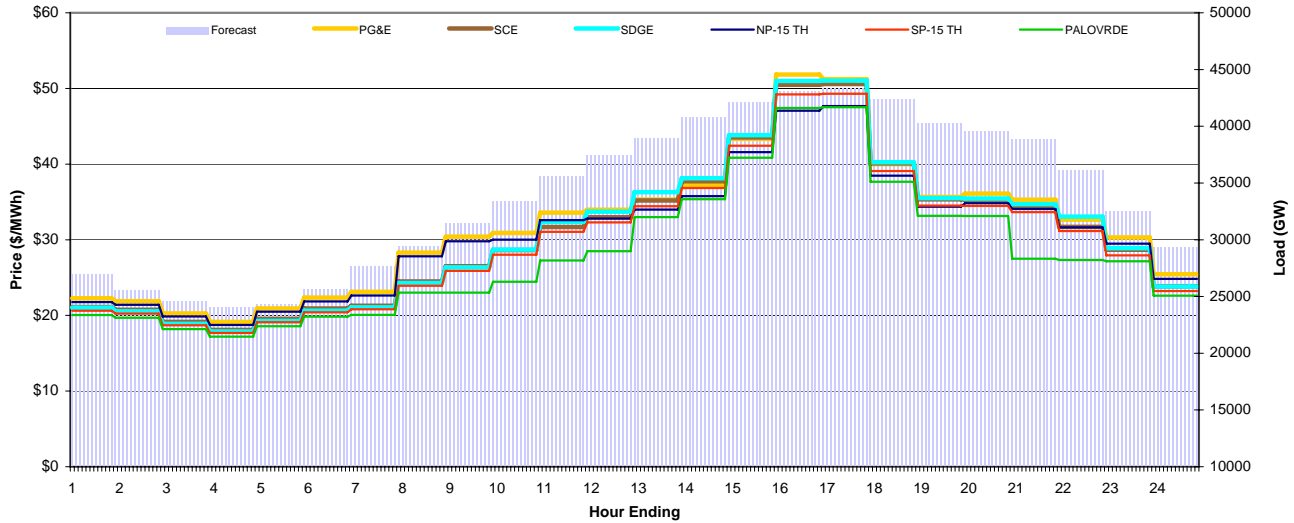
# CAISO Daily Report

## Tuesday September 01, 2009

Price Color Codes: <=0 >=100 >=200

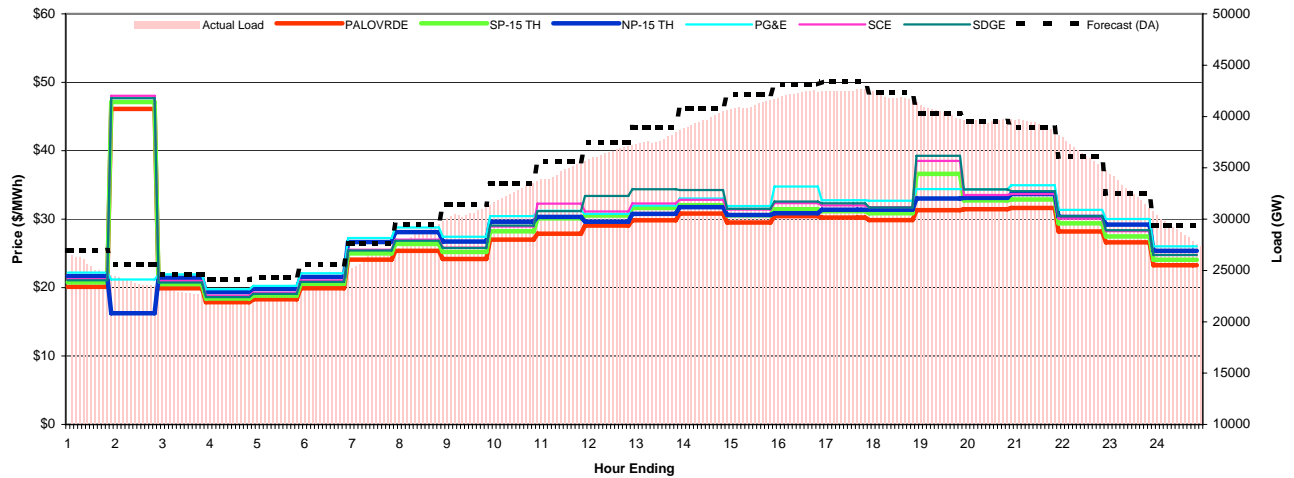
### Day-Ahead Prices and Cleared Load

	HE1	HE2	HE3	HE4	HE5	HE6	HE7	HE8	HE9	HE10	HE11	HE12	HE13	HE14	HE15	HE16	HE17	HE18	HE19	HE20	HE21	HE22	HE23	HE24
PG&E	22.26	21.87	20.27	19.13	20.92	22.36	23.12	28.29	30.41	30.90	33.59	33.96	35.32	37.26	43.34	51.83	51.22	39.99	35.66	36.09	35.29	32.64	30.30	25.45
SCE	21.11	20.74	19.14	18.09	19.55	20.93	21.27	24.49	26.49	28.64	31.68	32.97	35.19	37.73	43.53	50.49	50.59	40.11	35.34	35.29	34.37	31.70	28.67	23.84
SDGE	21.02	20.53	18.89	17.86	19.27	20.63	21.06	24.28	26.34	28.71	32.36	33.71	36.29	38.14	43.81	50.98	51.04	40.26	35.51	35.45	34.71	33.06	28.89	23.81
NP-15 TH	21.75	21.41	19.85	18.74	20.49	21.85	22.64	27.82	29.80	30.01	32.59	32.80	33.98	35.76	41.57	47.05	47.67	38.46	34.36	34.82	34.07	31.64	29.49	24.82
SP-15 TH	20.63	20.25	18.70	17.68	19.09	20.41	20.81	23.92	25.89	28.03	31.05	32.30	34.43	36.85	42.42	49.21	49.30	39.09	34.51	34.47	33.64	31.16	27.94	23.21
PALOVPRDE	20.04	19.68	18.19	17.20	18.58	19.83	20.08	23.00	23.00	24.46	27.27	28.49	33.00	35.36	40.84	47.42	47.53	37.67	33.17	33.15	27.50	27.33	27.15	22.61
Forecast	27.0	25.6	24.6	24.1	24.3	25.6	27.7	29.4	31.4	33.4	35.6	37.5	39.0	40.8	42.1	43.1	43.4	42.3	40.3	39.5	38.9	36.1	32.5	29.4



### Preliminary Real-Time Prices with Forecasted and Actual System Load

	HE1	HE2	HE3	HE4	HE5	HE6	HE7	HE8	HE9	HE10	HE11	HE12	HE13	HE14	HE15	HE16	HE17	HE18	HE19	HE20	HE21	HE22	HE23	HE24
Palovrde	20.10	46.12	19.89	17.87	18.28	19.91	24.09	25.38	24.18	27.00	27.87	29.07	29.84	30.81	29.52	30.45	30.22	29.85	31.31	31.46	31.63	28.21	26.61	23.28
sp15	20.76	47.12	20.51	18.40	18.83	20.54	25.01	26.38	25.21	28.22	30.12	30.55	31.64	32.03	30.57	31.45	31.16	30.87	36.63	32.74	32.87	29.40	27.47	24.06
np15	21.69	16.24	21.45	19.34	19.82	21.57	26.65	28.11	26.73	29.62	30.33	29.62	30.78	31.75	30.60	30.87	31.37	31.38	33.02	33.10	33.67	30.32	29.21	25.36
pgae	22.20	21.19	21.93	19.75	20.25	22.11	27.24	28.79	27.43	30.44	31.22	30.78	31.98	33.02	31.93	34.78	32.75	32.69	34.40	34.35	34.95	31.34	30.02	26.02
sce	21.24	48.02	20.98	18.83	19.27	21.04	25.54	27.00	25.83	28.93	32.27	31.13	32.28	32.82	31.41	32.33	32.02	31.76	38.52	33.53	33.67	30.10	28.24	24.77
sdge	21.08	47.69	20.74	18.62	19.07	20.84	25.42	26.85	25.79	29.06	31.17	33.38	34.37	34.26	31.52	32.57	32.32	31.70	39.25	34.36	34.10	30.45	28.38	24.76
Forecast-Load	1.6	1.8	1.8	1.7	1.6	1.5	1.1	0.6	0.7	0.5	0.8	0.8	1.0	0.9	0.9	0.8	0.8	0.6	0.0	-0.1	-0.1	0.1	0.2	0.8
Load	25.41	23.72	22.81	22.38	22.66	24.11	26.54	28.87	30.76	32.91	34.84	36.70	37.92	39.89	41.23	42.34	42.55	41.77	40.28	39.61	39.04	36.02	32.28	28.56



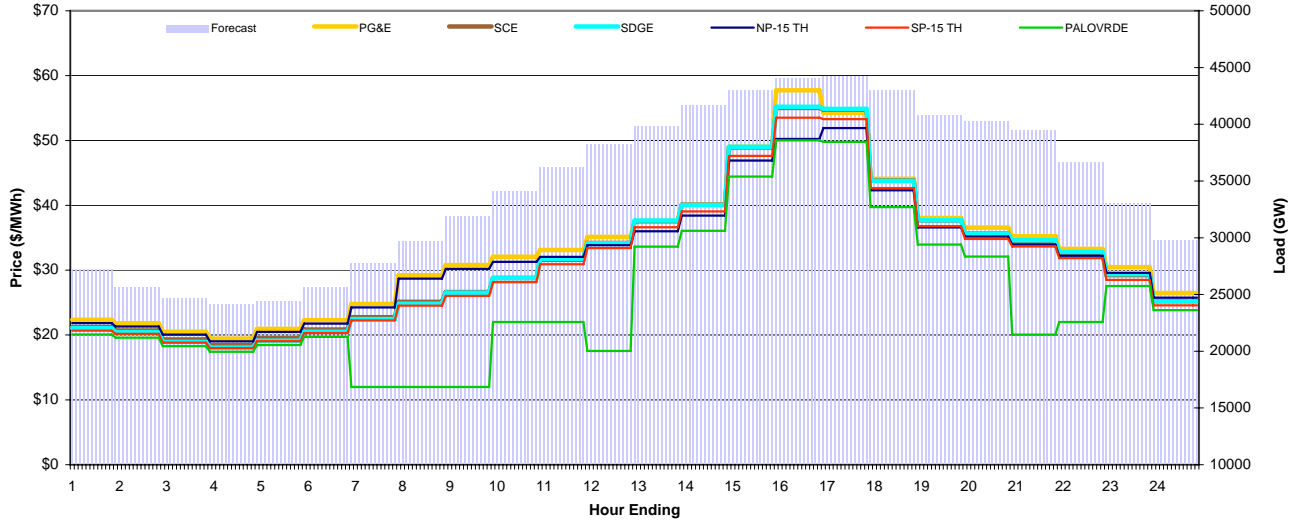
# CAISO Daily Report

## Wednesday September 02, 2009

Price Color Codes: <=0 >=100 >=200

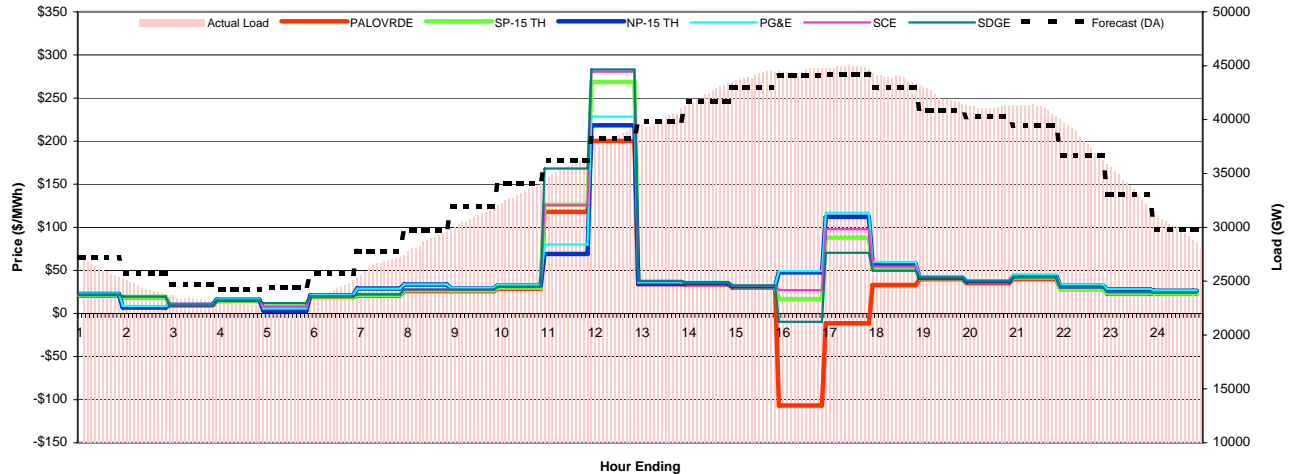
### Day-Ahead Prices and Cleared Load

	HE1	HE2	HE3	HE4	HE5	HE6	HE7	HE8	HE9	HE10	HE11	HE12	HE13	HE14	HE15	HE16	HE17	HE18	HE19	HE20	HE21	HE22	HE23	HE24
PG&E	22.36	21.81	20.51	19.44	20.94	22.29	24.80	29.20	30.78	32.07	33.12	35.12	37.56	40.09	49.03	57.74	54.28	44.10	38.04	36.56	35.24	33.29	30.47	26.47
SCE	21.21	20.71	19.31	18.44	19.54	20.85	22.75	25.11	26.63	28.79	31.60	34.19	37.55	40.09	48.94	55.02	54.76	43.83	37.69	35.65	34.40	32.50	29.24	25.23
SDGE	21.05	20.42	18.93	18.06	19.12	20.50	22.46	24.81	26.52	28.79	31.76	34.15	37.66	40.06	49.04	55.19	54.88	43.78	37.71	35.62	34.62	32.78	29.38	25.16
NP-15 TH	21.83	21.33	20.06	19.02	20.48	21.76	24.26	28.68	30.20	31.30	32.05	33.85	36.00	38.41	46.91	50.23	51.90	42.31	36.58	35.18	33.96	32.21	29.59	25.77
SP-15 TH	20.69	20.19	18.82	17.99	19.04	20.30	22.26	24.53	26.04	28.15	30.91	33.40	36.61	39.06	47.62	53.53	53.29	42.66	36.78	34.81	33.67	31.87	28.50	24.57
PALOVDRDE	20.10	19.60	18.28	17.43	18.46	19.71	12.00	12.00	12.00	22.00	22.00	17.55	33.62	36.08	44.45	50.01	49.79	39.72	33.96	32.11	20.05	22.00	27.57	23.83
Forecast	27.2	25.7	24.7	24.2	24.4	25.7	27.8	29.7	31.9	34.1	36.2	38.3	39.9	41.7	43.0	44.1	44.2	43.0	40.8	40.2	39.4	36.7	33.0	29.8



### Preliminary Real-Time Prices with Forecasted and Actual System Load

	HE1	HE2	HE3	HE4	HE5	HE6	HE7	HE8	HE9	HE10	HE11	HE12	HE13	HE14	HE15	HE16	HE17	HE18	HE19	HE20	HE21	HE22	HE23	HE24
Palovrde	20.70	18.84	9.17	14.46	7.26	19.20	20.73	26.08	25.86	28.66	117.92	200.10	34.04	33.61	30.03	-106.79	-11.29	33.06	39.67	35.27	39.98	28.69	23.24	23.06
sp15	21.42	19.32	9.48	14.98	8.04	19.82	21.68	27.28	26.98	30.09	126.20	268.63	36.25	35.15	31.33	16.65	88.07	51.61	41.13	36.82	41.71	27.72	24.20	23.38
np15	22.68	6.83	10.10	15.96	3.21	21.07	28.95	33.64	28.90	32.66	69.10	218.28	34.41	35.20	31.50	47.66	112.25	57.41	41.61	37.25	43.21	32.43	28.10	26.47
pgae	23.23	8.83	10.31	16.28	5.81	21.56	28.82	33.89	29.71	33.56	79.99	228.37	35.96	36.77	32.99	49.16	116.93	59.79	43.67	38.77	45.30	33.79	28.63	26.99
sce	22.03	19.74	9.75	15.37	7.99	20.35	22.21	27.96	27.61	30.83	125.68	280.58	37.51	35.96	32.13	27.13	97.89	54.33	42.45	37.83	42.75	29.97	24.88	24.40
sdge	21.75	19.49	9.57	15.07	12.05	20.10	22.02	27.74	27.61	30.93	168.16	283.11	37.98	36.44	32.56	-9.73	70.46	49.58	41.97	37.91	42.70	30.12	24.80	24.18
Forecast-Load	1.3	1.5	1.4	1.4	1.4	1.2	1.0	0.7	0.7	0.6	0.1	-0.3	-0.4	-1.0	-1.2	-0.5	-0.5	-0.7	-1.1	-0.9	-1.4	-0.8	-0.1	0.3
Load	25.95	24.17	23.27	22.81	22.99	24.43	26.84	28.99	31.19	33.47	36.11	38.62	40.25	42.68	44.18	44.56	44.77	43.70	41.90	41.17	40.84	37.47	33.17	29.44



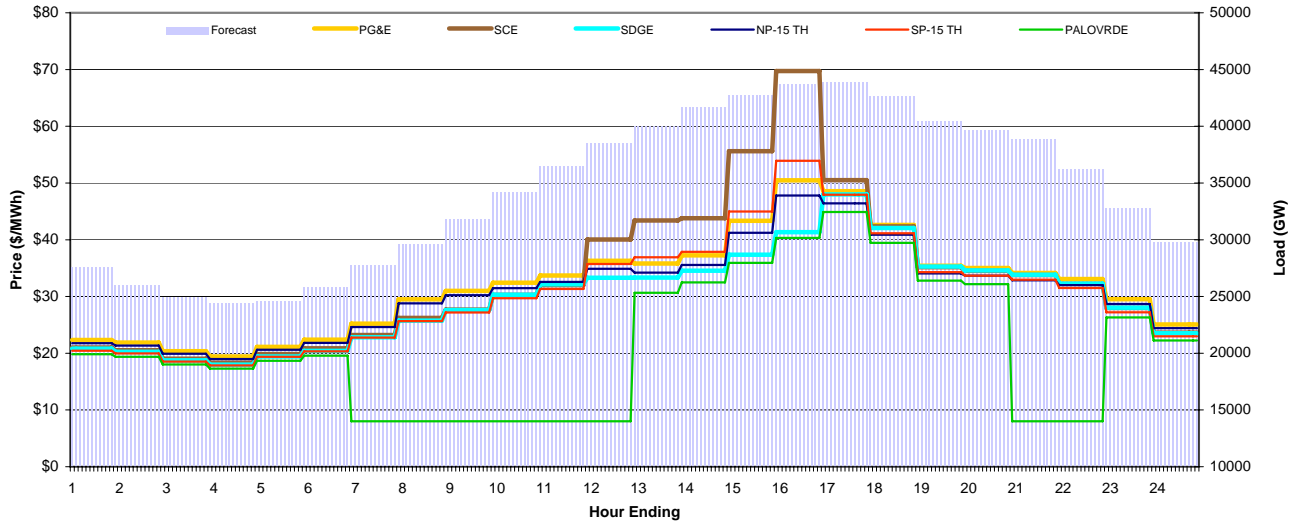
# CAISO Daily Report

## Thursday September 03, 2009

Price Color Codes: <=0 >=100 >=200

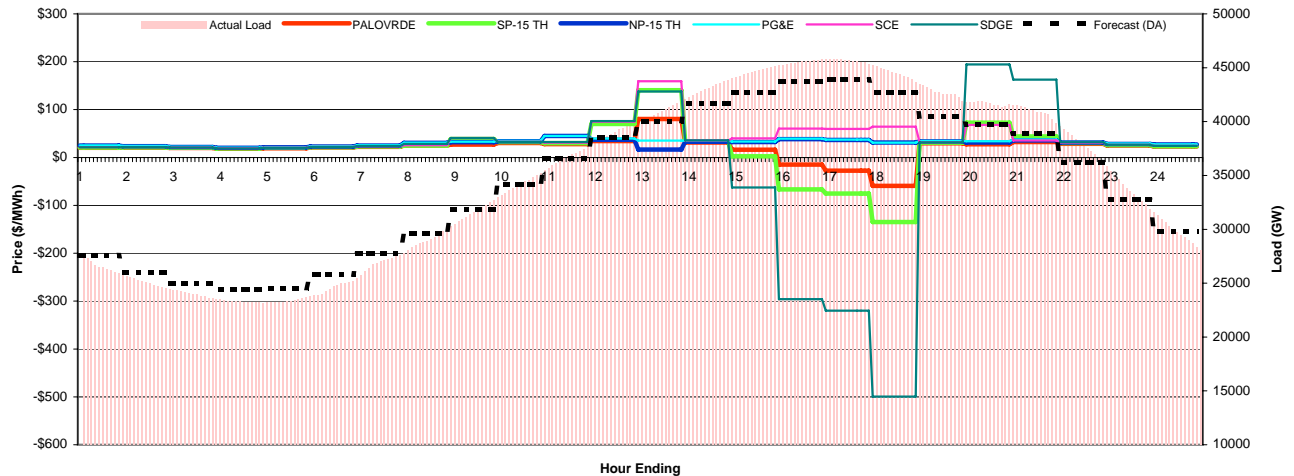
### Day-Ahead Prices and Cleared Load

	HE1	HE2	HE3	HE4	HE5	HE6	HE7	HE8	HE9	HE10	HE11	HE12	HE13	HE14	HE15	HE16	HE17	HE18	HE19	HE20	HE21	HE22	HE23	HE24
PG&E	22.33	21.88	20.37	19.43	21.12	22.39	25.21	29.50	30.98	32.43	33.69	36.30	35.80	37.25	43.34	50.46	48.55	42.62	35.43	35.02	34.16	33.07	29.52	25.07
SCE	21.00	20.53	19.04	18.32	19.86	20.87	23.21	26.22	27.70	30.29	31.99	40.04	43.41	43.80	55.60	69.74	50.50	42.35	35.15	34.51	33.77	32.23	27.98	23.63
SDGE	20.82	20.25	18.76	18.00	19.42	20.42	22.80	25.73	27.60	30.31	32.14	33.31	33.34	34.54	37.37	41.34	48.00	42.08	35.28	34.61	33.85	32.27	28.03	23.51
NP-15 TH	21.77	21.35	19.90	18.99	20.62	21.84	24.63	28.79	30.24	31.46	32.57	34.87	34.21	35.56	41.23	47.80	46.41	40.88	34.05	33.68	32.86	32.00	28.68	24.43
SP-15 TH	20.45	19.97	18.53	17.85	19.37	20.32	22.75	25.66	27.18	29.69	31.33	35.72	36.91	37.88	44.97	53.91	47.92	41.15	34.29	33.67	32.95	31.49	27.22	22.97
PALOVDRDE	19.83	19.39	18.01	17.30	18.68	19.58	8.00	8.00	8.00	8.00	8.00	8.00	30.66	32.47	35.92	40.33	44.90	39.45	32.81	32.19	8.00	8.00	26.30	22.26
Forecast	27.6	26.0	24.9	24.4	24.5	25.8	27.7	29.6	31.8	34.2	36.5	38.5	40.0	41.6	42.7	43.7	43.9	42.7	40.5	39.7	38.9	36.2	32.7	29.8



### Preliminary Real-Time Prices with Forecasted and Actual System Load

	HE1	HE2	HE3	HE4	HE5	HE6	HE7	HE8	HE9	HE10	HE11	HE12	HE13	HE14	HE15	HE16	HE17	HE18	HE19	HE20	HE21	HE22	HE23	HE24
Palovrde	20.24	20.60	19.91	18.32	19.30	20.79	22.22	24.94	26.90	30.31	27.91	34.42	80.28	31.27	16.24	-14.83	-27.52	-59.36	29.58	27.64	32.40	28.71	24.90	22.85
sp15	20.96	21.32	20.58	18.97	20.12	21.69	23.27	25.02	38.78	32.20	30.07	70.11	140.57	33.98	2.43	-66.60	-75.27	-134.81	30.92	72.58	44.12	30.22	25.88	23.73
np15	24.98	23.73	22.05	20.24	21.22	23.04	24.94	30.73	31.87	33.99	44.94	37.06	16.63	32.97	32.14	38.46	36.79	31.19	33.57	31.40	35.70	31.39	28.42	27.27
pgae	25.16	24.13	22.53	20.69	21.70	23.60	25.50	31.08	32.86	35.04	45.02	39.51	35.32	34.52	33.40	39.40	37.45	30.96	34.75	34.12	37.56	32.47	29.17	27.68
sce	21.55	21.92	21.15	19.47	20.60	22.24	23.69	25.49	40.52	32.98	30.82	74.61	159.26	35.30	40.08	60.31	59.79	64.30	31.85	67.95	35.62	30.87	26.64	24.41
sdge	21.33	21.56	20.79	19.10	20.21	21.85	23.91	28.29	40.72	32.74	32.47	76.09	137.80	35.50	-62.69	-295.97	-319.83	-499.47	31.74	194.31	162.52	31.83	26.55	24.22
Forecast-Load	1.2	1.1	1.1	1.1	1.1	1.0	0.6	0.3	-0.1	-0.4	-0.5	-0.7	-1.2	-1.7	-2.0	-1.9	-1.7	-1.5	-2.0	-1.9	-1.7	-1.1	-0.3	0.4
Load	26.44	24.91	23.87	23.25	23.45	24.78	27.13	29.31	31.92	34.51	37.01	39.26	41.23	43.32	44.77	45.59	45.54	44.22	42.46	41.60	40.59	37.30	33.08	29.32



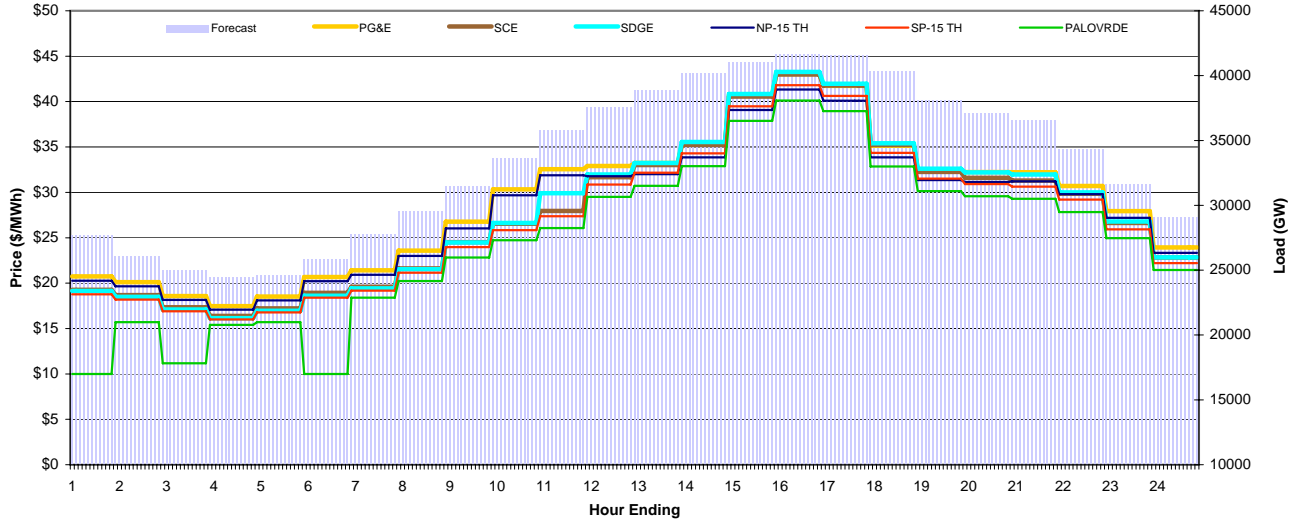
# CAISO Daily Report

## Friday September 04, 2009

Price Color Codes: <=0 >=100 >=200

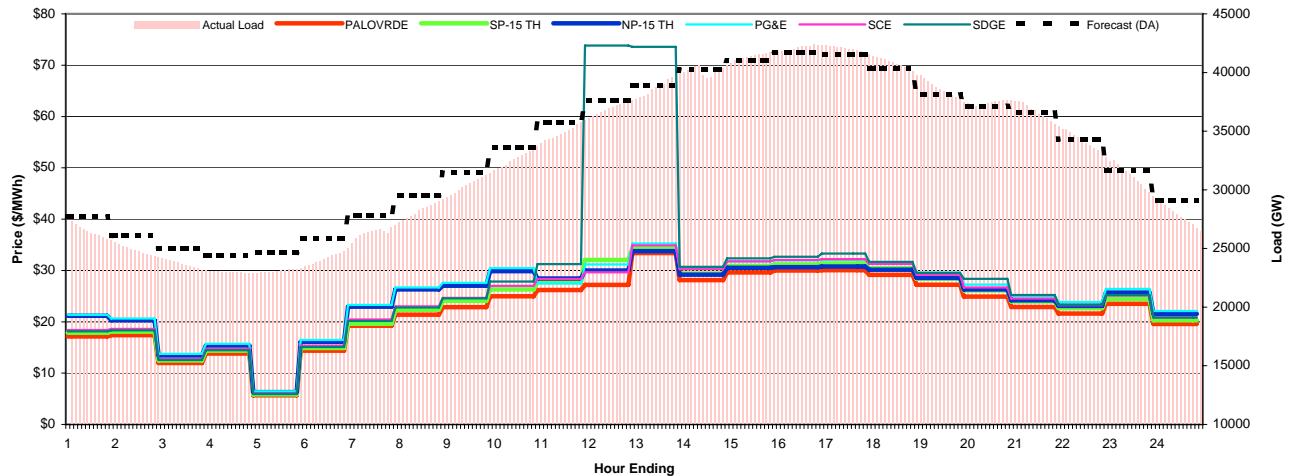
### Day-Ahead Prices and Cleared Load

	HE1	HE2	HE3	HE4	HE5	HE6	HE7	HE8	HE9	HE10	HE11	HE12	HE13	HE14	HE15	HE16	HE17	HE18	HE19	HE20	HE21	HE22	HE23	HE24
PG&E	20.75	20.10	18.57	17.47	18.52	20.68	21.41	23.59	26.77	30.33	32.56	32.90	33.24	35.24	40.69	43.04	41.73	35.15	32.47	32.23	32.22	30.70	27.94	23.94
SCE	19.26	18.69	17.35	16.39	17.21	18.93	19.60	21.63	24.51	26.54	27.95	31.68	33.01	35.22	40.56	42.98	41.77	35.24	32.25	31.60	31.31	29.85	26.62	22.82
SDGE	19.14	18.49	17.10	16.14	16.96	18.61	19.43	21.53	24.49	26.63	29.90	31.97	33.23	35.54	40.84	43.27	41.86	35.40	32.60	32.21	31.97	30.00	26.78	22.84
NP-15 TH	20.26	19.64	18.16	17.08	18.11	20.21	20.92	22.99	26.03	29.68	31.89	31.77	32.00	33.86	39.07	41.32	40.10	33.86	31.36	31.15	31.21	29.80	27.20	23.34
SP-15 TH	18.77	18.19	16.91	16.00	16.78	18.40	19.17	21.15	23.97	25.84	27.36	30.86	32.17	34.30	39.47	41.80	40.63	34.35	31.51	30.91	30.63	29.20	25.92	22.21
PALOVPRDE	10.00	15.71	11.18	15.40	15.71	10.00	18.40	20.23	22.82	24.72	26.07	29.50	30.73	32.88	37.87	40.11	38.94	32.85	30.15	29.58	29.30	27.82	24.96	21.45
Forecast	27.7	26.1	25.0	24.4	24.6	25.8	27.8	29.5	31.5	33.6	35.8	37.6	38.9	40.2	41.0	41.7	41.6	40.3	38.1	37.1	36.6	34.3	31.7	29.1



### Preliminary Real-Time Prices with Forecasted and Actual System Load

	HE1	HE2	HE3	HE4	HE5	HE6	HE7	HE8	HE9	HE10	HE11	HE12	HE13	HE14	HE15	HE16	HE17	HE18	HE19	HE20	HE21	HE22	HE23	HE24
Palovrde	17.16	17.40	11.96	13.81	5.66	14.37	19.23	21.38	22.87	24.98	26.20	27.18	33.40	28.14	29.63	30.00	30.04	29.15	27.20	24.92	22.88	21.61	23.52	19.58
sp15	17.86	18.09	12.46	14.39	5.87	14.90	19.60	22.37	24.06	26.32	27.75	32.04	34.28	29.39	30.90	31.19	31.36	30.44	28.42	26.13	23.97	22.66	24.46	20.31
np15	21.17	20.29	13.45	15.37	6.31	16.09	22.93	26.32	27.03	29.86	28.42	29.98	33.78	29.18	30.51	30.65	30.78	30.14	28.57	26.32	24.18	23.10	25.68	21.55
pgae	21.36	20.63	13.74	15.71	6.45	16.46	23.28	26.68	27.58	30.46	27.47	31.18	35.25	30.39	31.80	31.95	32.08	31.33	29.59	27.25	25.03	23.86	26.42	22.09
sce	18.39	18.61	12.79	14.76	6.03	15.32	20.46	23.02	24.65	27.00	28.34	29.65	34.88	30.25	31.78	32.06	32.21	31.27	29.17	26.69	24.52	23.23	25.13	20.86
sdge	18.13	18.33	12.56	14.48	5.93	15.10	20.19	22.80	24.57	27.84	31.25	73.83	73.57	30.72	32.35	32.68	33.30	31.68	29.51	28.38	25.24	23.34	25.20	20.84
Forecast-Load	1.3	1.3	1.4	1.4	1.5	1.5	1.2	1.1	0.8	0.7	0.7	0.5	-0.1	0.0	-0.4	-0.5	-0.4	-0.3	-0.2	-0.3	0.2	0.5	0.8	1.5
Load	26.35	24.73	23.56	22.98	23.15	24.35	26.53	28.42	30.64	32.88	35.09	37.10	39.01	40.25	41.47	42.16	41.94	40.61	38.36	37.44	36.40	33.87	30.87	27.62



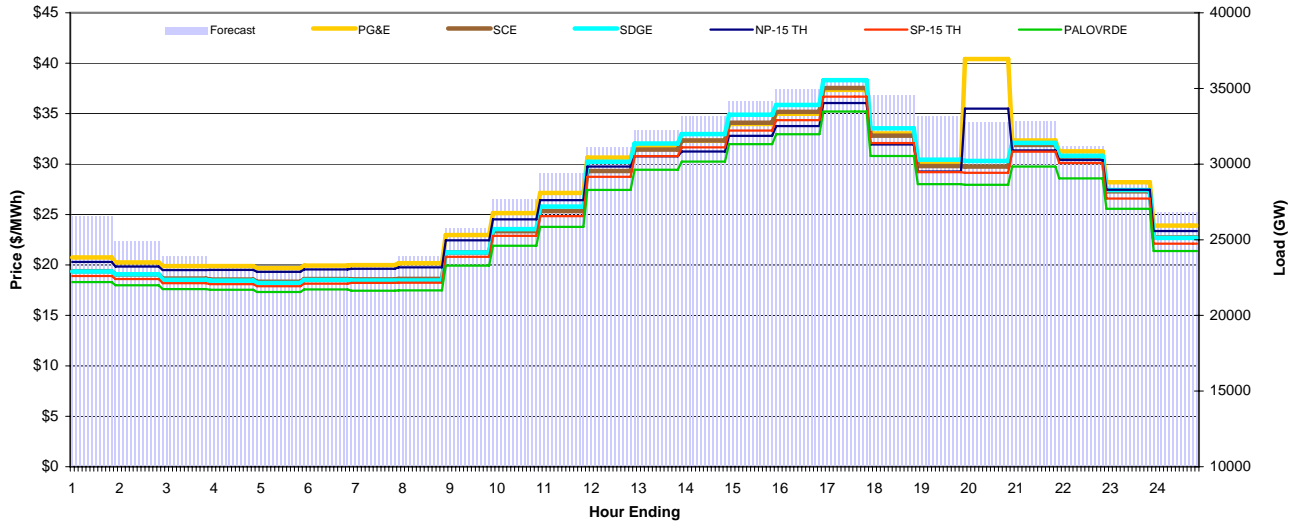
# CAISO Daily Report

## Saturday September 05, 2009

Price Color Codes: <=0 >=100 >=200

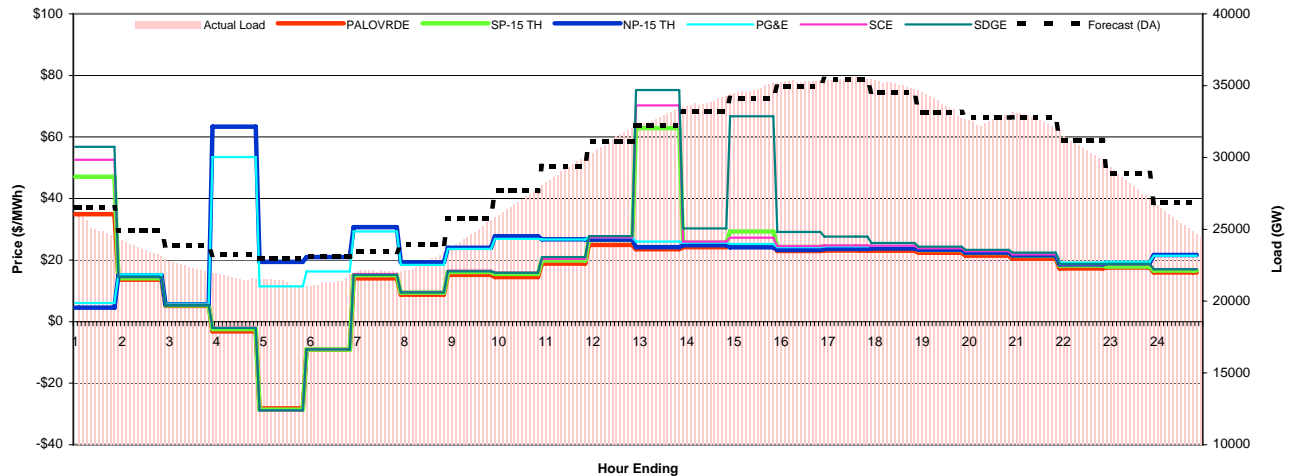
### Day-Ahead Prices and Cleared Load

	HE1	HE2	HE3	HE4	HE5	HE6	HE7	HE8	HE9	HE10	HE11	HE12	HE13	HE14	HE15	HE16	HE17	HE18	HE19	HE20	HE21	HE22	HE23	HE24
PG&E	20.75	20.26	19.89	19.89	19.68	19.94	19.99	20.18	22.97	25.14	27.14	30.64	31.81	32.31	33.97	34.99	37.36	33.04	30.16	40.41	32.34	31.27	28.21	23.91
SCE	19.38	19.07	18.66	18.56	18.33	18.60	18.57	18.62	21.24	23.35	25.35	29.31	31.44	32.34	34.10	35.17	37.55	32.81	29.81	29.75	31.90	30.74	27.30	22.73
SDGE	19.36	19.09	18.53	18.45	18.20	18.51	18.46	18.47	21.24	23.56	25.79	30.23	32.04	32.98	34.90	35.87	38.32	33.55	30.44	30.31	32.11	30.81	27.42	22.68
NP-15 TH	20.31	19.85	19.50	19.51	19.32	19.55	19.62	19.76	22.44	24.53	26.43	29.76	30.78	31.24	32.81	33.78	36.05	31.94	29.26	35.50	31.37	30.40	27.45	23.37
SP-15 TH	18.90	18.60	18.20	18.10	17.88	18.15	18.23	18.24	20.81	22.88	24.84	28.74	30.79	31.66	33.33	34.36	36.69	32.08	29.20	29.14	31.23	30.10	26.59	22.12
PALOVPRDE	18.31	17.99	17.60	17.54	17.32	17.57	17.45	17.47	19.94	21.90	23.78	27.44	29.44	30.25	31.98	32.97	35.21	30.81	28.01	27.94	29.76	28.58	25.58	21.38
Forecast	26.5	24.9	23.9	23.2	23.0	23.1	23.4	23.9	25.8	27.7	29.4	31.1	32.2	33.2	34.1	35.0	35.5	34.5	33.2	32.8	32.8	31.2	28.9	26.8



### Preliminary Real-Time Prices with Forecasted and Actual System Load

	HE1	HE2	HE3	HE4	HE5	HE6	HE7	HE8	HE9	HE10	HE11	HE12	HE13	HE14	HE15	HE16	HE17	HE18	HE19	HE20	HE21	HE22	HE23	HE24
Palovrde	34.94	13.63	5.13	-3.13	-28.20	-9.10	14.09	8.78	15.23	14.47	18.84	24.94	23.54	24.22	24.60	22.95	23.14	23.08	22.37	21.43	20.45	17.28	17.62	15.97
sp15	47.07	14.14	5.33	-2.40	-28.62	-9.05	15.08	9.41	16.17	15.51	19.89	26.54	62.88	25.65	29.31	24.26	24.30	24.05	23.28	22.36	21.39	18.23	17.92	16.60
np15	4.55	15.06	5.66	63.37	19.41	20.99	30.72	19.28	24.00	27.71	26.75	26.65	24.21	24.82	24.17	23.34	23.63	23.79	23.38	22.43	21.55	18.65	18.98	21.63
pgae	6.05	15.39	5.78	53.49	11.47	16.32	29.30	18.44	23.63	26.92	26.70	27.42	26.01	25.68	25.22	24.20	24.49	24.62	24.13	23.13	22.22	19.21	19.48	21.38
sce	52.61	14.50	5.46	-1.94	-28.89	-9.01	15.45	9.67	16.58	15.94	20.38	27.35	70.26	26.00	27.26	24.58	24.77	24.65	23.86	22.89	21.86	18.64	18.71	17.06
sdge	56.80	14.46	5.43	-2.07	-28.82	-9.01	15.23	9.47	16.36	15.86	21.00	27.80	75.27	30.31	66.73	29.16	27.62	25.54	24.38	23.32	22.41	18.76	18.77	17.04
Forecast-Load	1.5	1.5	1.6	1.6	1.7	1.7	1.3	1.1	0.8	0.5	0.0	-0.3	-0.7	-0.8	-0.7	-0.3	0.0	-0.4	-0.3	0.1	0.3	0.9	1.1	1.5
Load	24.98	23.46	22.28	21.60	21.27	21.46	22.10	22.86	24.95	27.18	29.41	31.46	32.96	33.97	34.84	35.31	35.47	34.97	33.47	32.67	32.46	30.36	27.85	25.33



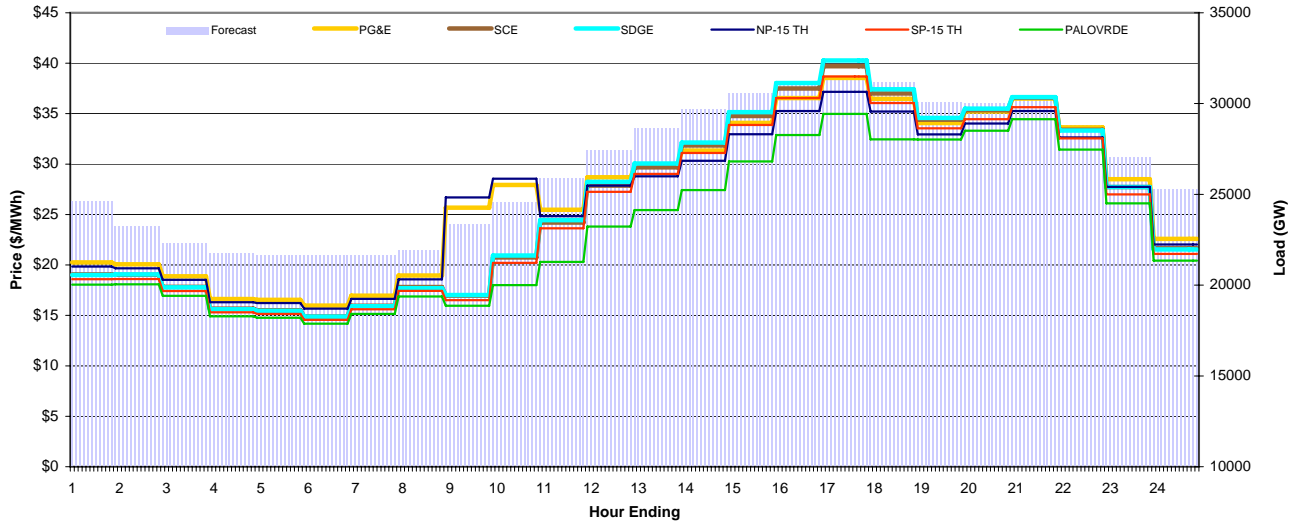
# CAISO Daily Report

Sunday September 06, 2009

Price Color Codes: <=0 >=100 >=200

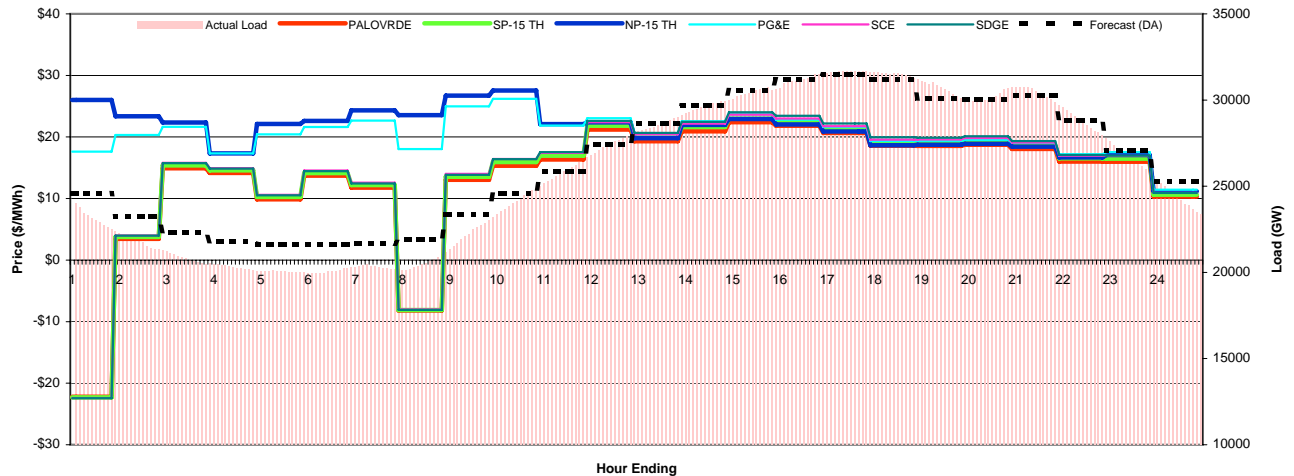
## Day-Ahead Prices and Cleared Load

	HE1	HE2	HE3	HE4	HE5	HE6	HE7	HE8	HE9	HE10	HE11	HE12	HE13	HE14	HE15	HE16	HE17	HE18	HE19	HE20	HE21	HE22	HE23	HE24
PG&E	20.25	20.07	18.88	16.62	16.54	15.97	16.96	18.96	25.68	27.94	25.48	28.70	29.76	31.34	34.09	36.55	38.54	36.47	34.07	35.22	36.49	33.64	28.50	22.58
SCE	19.07	19.04	17.82	15.67	15.51	14.89	15.95	17.81	16.95	20.75	24.20	27.87	29.68	31.85	34.76	37.50	39.70	37.00	34.41	35.34	36.58	33.41	27.72	21.66
SDGE	19.01	19.06	17.78	15.62	15.45	14.88	15.91	17.70	17.02	20.94	24.44	28.24	30.06	32.13	35.15	38.04	40.28	37.42	34.57	35.50	36.64	33.32	27.72	21.54
NP-15 TH	19.85	19.67	18.53	16.31	16.23	15.68	16.64	18.57	26.69	28.55	24.84	27.87	28.78	30.33	32.96	35.26	37.17	35.22	32.95	34.02	35.26	32.64	27.74	22.03
SP-15 TH	18.59	18.60	17.42	15.31	15.16	14.56	15.61	17.43	16.51	20.21	23.64	27.25	29.02	31.10	33.88	36.54	38.68	36.05	33.54	34.44	35.64	32.55	27.00	21.09
PALOVPRDE	18.06	18.09	16.95	14.91	14.77	14.18	15.15	16.88	15.96	18.00	20.30	23.81	25.44	27.43	30.26	32.88	34.97	32.45	32.44	33.32	34.45	31.43	26.11	20.43
Forecast	24.6	23.2	22.3	21.8	21.6	21.6	21.7	21.9	23.4	24.6	25.9	27.4	28.6	29.7	30.6	31.2	31.5	31.2	30.1	30.0	30.3	28.8	27.1	25.3



## Preliminary Real-Time Prices with Forecasted and Actual System Load

	HE1	HE2	HE3	HE4	HE5	HE6	HE7	HE8	HE9	HE10	HE11	HE12	HE13	HE14	HE15	HE16	HE17	HE18	HE19	HE20	HE21	HE22	HE23	HE24
Palovrde	-22.20	3.46	14.92	14.17	9.88	13.71	11.76	-8.20	13.03	15.32	16.35	21.20	19.30	20.93	22.39	21.82	20.66	18.58	18.56	18.75	18.06	16.00	15.99	10.33
sp15	-22.32	3.76	15.40	14.59	10.26	14.13	12.19	-8.10	13.55	15.93	16.97	21.84	19.91	21.62	22.97	22.39	21.16	19.05	19.10	19.30	18.60	16.52	16.48	10.63
np15	26.02	23.37	22.34	17.34	22.12	22.61	24.33	23.55	26.72	27.55	22.10	22.38	19.80	21.95	22.93	22.05	20.89	18.66	18.74	18.88	18.42	16.69	17.09	11.18
pgae	17.62	20.33	21.65	17.32	20.44	21.61	22.66	18.05	24.99	26.19	21.84	23.05	20.44	22.56	23.66	22.81	21.62	19.34	19.40	19.55	19.05	17.20	17.54	11.44
sce	-22.42	4.01	15.80	14.95	10.59	14.54	12.57	-8.02	14.01	16.43	17.40	22.41	20.43	22.16	23.61	23.00	21.75	19.58	19.61	19.82	19.11	16.95	16.91	10.90
sdge	-22.44	3.96	15.74	14.87	10.52	14.45	12.45	-8.08	13.86	16.40	17.54	22.62	20.67	22.46	24.01	23.44	22.21	19.95	19.87	20.12	19.34	17.08	16.97	10.92
Forecast-Load	1.6	1.6	1.6	1.5	1.6	1.6	1.4	1.2	0.9	0.2	-0.2	-0.2	-0.1	0.0	0.1	-0.1	-0.2	-0.2	-0.4	-0.2	0.0	0.3	0.7	1.2
Load	23.01	21.63	20.73	20.25	20.03	20.09	20.28	20.66	22.48	24.35	26.04	27.61	28.68	29.71	30.51	31.26	31.65	31.43	30.52	30.26	30.28	28.48	26.41	24.10



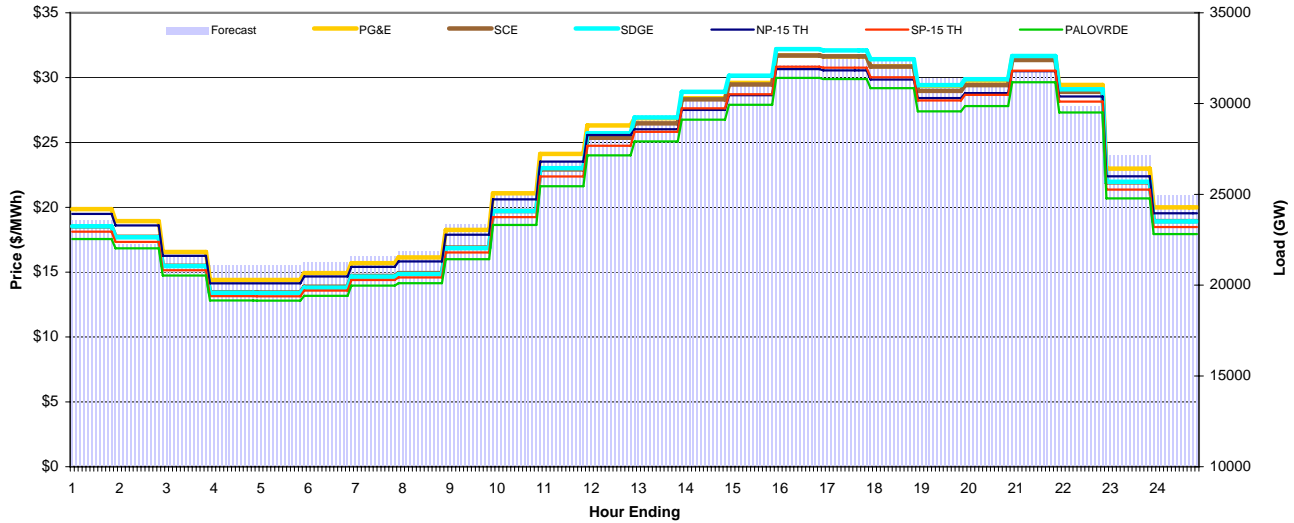
# CAISO Daily Report

## Monday September 07, 2009

Price Color Codes: <=0 >=100 >=200

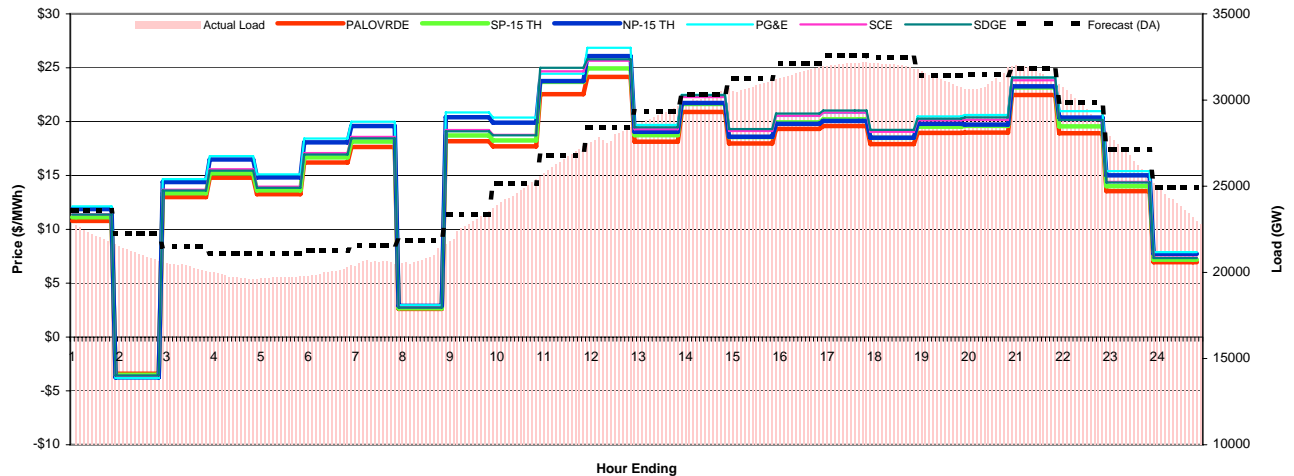
### Day-Ahead Prices and Cleared Load

	HE1	HE2	HE3	HE4	HE5	HE6	HE7	HE8	HE9	HE10	HE11	HE12	HE13	HE14	HE15	HE16	HE17	HE18	HE19	HE20	HE21	HE22	HE23	HE24
PG&E	19.86	18.94	16.56	14.39	14.40	14.93	15.70	16.13	18.25	21.08	24.12	26.32	26.86	28.42	29.60	31.72	31.62	30.88	29.37	29.78	31.53	29.43	22.98	20.00
SCE	18.54	17.73	15.50	13.45	13.44	13.88	14.70	14.93	16.90	19.72	22.92	25.36	26.48	28.33	29.47	31.71	31.65	30.86	28.99	29.43	31.36	28.90	21.93	18.94
SDGE	18.55	17.70	15.47	13.41	13.39	13.81	14.66	14.86	16.85	19.71	23.03	25.71	26.93	28.91	30.15	32.19	32.10	31.43	29.42	29.88	31.67	29.10	21.97	18.91
NP-15 TH	19.50	18.60	16.27	14.14	14.14	14.67	15.40	15.83	17.89	20.62	23.52	25.57	26.01	27.52	28.65	30.66	30.56	29.85	28.43	28.80	30.50	28.55	22.39	19.54
SP-15 TH	18.12	17.33	15.16	13.15	13.14	13.58	14.40	14.59	16.52	19.24	22.38	24.75	25.82	27.64	28.72	30.84	30.77	30.03	28.24	28.67	30.54	28.15	21.36	18.47
PALOVDRDE	17.56	16.83	14.75	12.82	12.80	13.17	13.97	14.15	16.00	18.64	21.62	24.00	25.08	26.76	27.91	29.98	29.89	29.19	27.40	27.81	29.64	27.31	20.68	17.93
Forecast	23.6	22.3	21.5	21.1	21.1	21.3	21.6	21.9	23.3	25.2	26.8	28.4	29.3	30.3	31.2	32.1	32.6	32.5	31.4	31.5	31.8	29.9	27.1	24.9



### Preliminary Real-Time Prices with Forecasted and Actual System Load

	HE1	HE2	HE3	HE4	HE5	HE6	HE7	HE8	HE9	HE10	HE11	HE12	HE13	HE14	HE15	HE16	HE17	HE18	HE19	HE20	HE21	HE22	HE23	HE24
Palovrde	10.78	-3.41	12.99	14.78	13.27	16.19	17.64	2.61	18.17	17.70	22.54	24.15	18.13	20.89	17.98	19.32	19.58	17.90	18.95	18.98	22.47	18.92	13.55	6.95
sp15	11.12	-3.51	13.35	15.19	13.62	16.68	18.14	2.67	18.71	18.25	23.68	24.94	18.74	21.64	18.57	19.93	20.21	18.48	19.54	19.60	23.17	19.56	14.01	7.19
np15	11.88	-3.74	14.38	16.48	14.82	18.08	19.59	2.89	20.41	19.90	23.77	26.08	19.06	21.73	18.60	19.79	20.06	18.51	19.80	19.72	23.27	20.38	15.01	7.71
pgae	12.13	-3.81	14.66	16.80	15.11	18.43	19.99	2.95	20.85	20.38	24.44	26.84	19.69	22.49	19.24	20.52	20.81	19.18	20.48	20.61	24.10	20.98	15.39	7.89
sce	11.39	-3.59	13.67	15.57	13.97	17.08	18.58	2.74	19.21	18.77	24.67	25.65	19.28	22.28	19.13	20.54	20.83	19.05	20.13	20.17	23.84	20.13	14.41	7.39
sdge	11.37	-3.57	13.60	15.45	13.86	16.94	18.45	2.73	19.10	18.72	24.99	25.79	19.47	22.45	19.30	20.74	21.03	19.23	20.28	20.39	24.09	20.15	14.35	7.33
Forecast-Load	1.5	1.3	1.3	1.4	1.4	1.2	1.0	0.9	0.3	0.3	0.0	0.4	0.1	0.0	0.4	0.4	0.5	0.5	0.3	0.3	0.4	0.6	0.8	1.2
Load	22.07	20.94	20.26	19.71	19.72	20.08	20.58	21.00	23.01	24.85	26.76	28.03	29.26	30.28	30.86	31.68	32.11	31.96	31.06	31.19	31.47	29.27	26.33	23.68



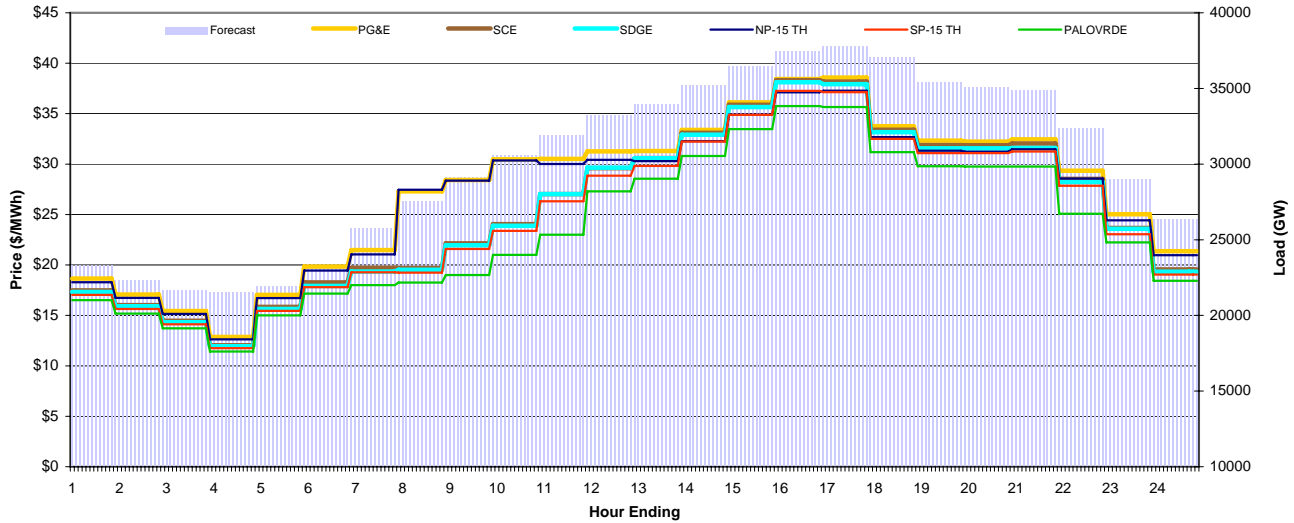
# CAISO Daily Report

## Tuesday September 08, 2009

Price Color Codes: <=0 >=100 >=200

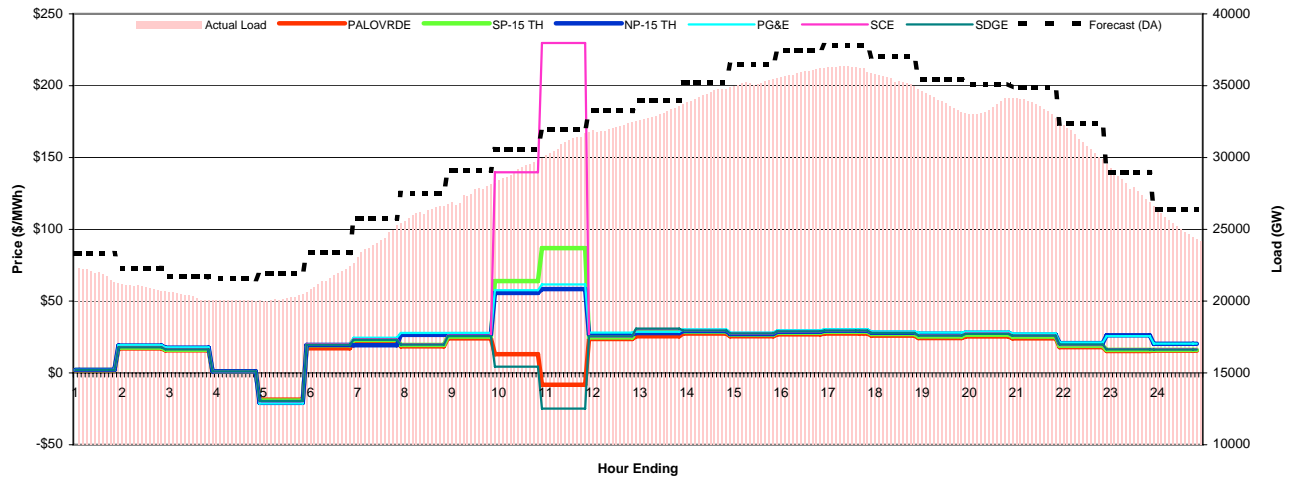
### Day-Ahead Prices and Cleared Load

	HE1	HE2	HE3	HE4	HE5	HE6	HE7	HE8	HE9	HE10	HE11	HE12	HE13	HE14	HE15	HE16	HE17	HE18	HE19	HE20	HE21	HE22	HE23	HE24
PG&E	18.65	17.07	15.44	12.87	17.03	19.84	21.47	27.30	28.42	30.47	30.52	31.27	31.29	33.38	36.11	38.43	38.58	33.75	32.33	32.23	32.45	29.35	25.02	21.37
SCE	17.48	16.03	14.46	12.03	15.84	18.28	19.72	19.70	22.14	24.04	27.03	29.60	30.61	33.10	35.88	38.32	38.18	33.41	31.89	31.87	32.04	28.53	23.67	19.56
SDGE	17.32	15.91	14.33	11.94	15.64	17.92	19.36	19.52	21.95	23.88	27.03	29.65	30.58	32.92	35.65	38.11	37.92	33.16	31.57	31.56	31.59	28.22	23.58	19.34
NP-15 TH	18.29	16.74	15.15	12.63	16.71	19.45	21.06	27.45	28.35	30.36	30.01	30.43	30.30	32.28	34.89	37.12	37.28	32.68	31.32	31.22	31.47	28.57	24.42	20.97
SP-15 TH	17.04	15.65	14.12	11.75	15.46	17.79	19.28	19.23	21.58	23.38	26.32	28.86	29.82	32.23	34.89	37.26	37.13	32.50	31.10	31.08	31.25	27.86	23.05	19.04
PALOVORDE	16.51	15.19	13.72	11.42	15.00	17.17	18.00	18.25	19.00	21.00	23.00	27.30	28.55	30.80	33.47	35.75	35.65	31.18	29.79	29.76	29.76	25.08	22.23	18.43
Forecast	23.3	22.3	21.7	21.5	21.9	23.4	25.8	27.5	29.1	30.6	31.9	33.2	34.0	35.2	36.4	37.4	37.8	37.0	35.4	35.1	34.9	32.4	29.0	26.4



### Preliminary Real-Time Prices with Forecasted and Actual System Load

	HE1	HE2	HE3	HE4	HE5	HE6	HE7	HE8	HE9	HE10	HE11	HE12	HE13	HE14	HE15	HE16	HE17	HE18	HE19	HE20	HE21	HE22	HE23	HE24
Palovrde	1.93	17.06	15.71	1.05	-18.63	17.13	21.96	18.47	24.06	13.02	-8.23	23.67	25.53	27.40	25.58	26.92	27.47	25.96	24.26	25.41	24.14	17.92	15.26	15.47
sp15	2.00	17.59	16.21	1.09	-19.22	19.26	23.01	19.46	25.28	63.97	86.87	24.73	29.19	28.68	26.68	27.95	28.62	27.08	25.38	26.65	25.33	18.91	16.05	16.07
np15	2.13	19.06	17.56	1.18	-20.84	19.50	19.30	26.52	26.96	55.69	58.34	26.77	27.71	29.25	27.13	28.68	29.46	27.98	27.35	27.98	26.70	20.72	26.22	20.33
pgae	2.18	19.44	17.89	1.20	-21.23	19.91	24.52	27.91	27.89	57.61	61.59	28.07	28.65	30.26	28.10	29.67	30.47	28.91	28.08	28.76	27.49	21.18	25.69	20.42
sce	2.05	18.08	16.65	1.12	-19.72	19.91	23.57	19.99	25.94	139.74	229.68	25.37	30.57	29.48	27.46	28.84	29.45	27.87	26.12	27.39	25.98	19.35	16.57	16.53
sdge	2.03	17.82	16.40	1.10	-19.47	19.60	23.09	19.70	25.66	4.31	-24.88	25.58	30.86	29.56	27.58	28.97	29.52	27.87	25.96	27.24	25.99	19.75	16.42	16.31
Forecast-Load	1.6	1.4	1.4	1.5	1.6	1.5	1.4	1.2	1.5	1.3	0.8	1.1	0.8	0.7	1.2	1.5	1.6	1.8	1.7	1.5	1.5	1.7	1.3	1.4
Load	21.79	20.89	20.28	20.03	20.27	21.88	24.43	26.33	27.64	29.31	31.16	32.14	33.17	34.51	35.26	35.97	36.18	35.23	33.68	33.58	33.34	30.67	27.66	24.95





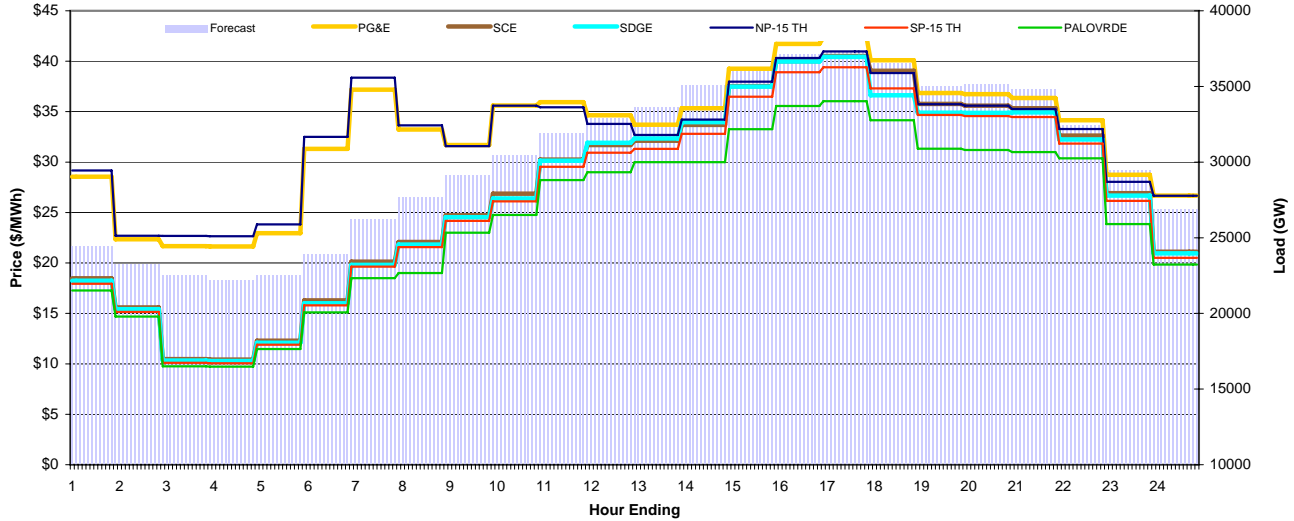
# CAISO Daily Report

## Wednesday September 09, 2009

Price Color Codes: <=0 >=100 >=200

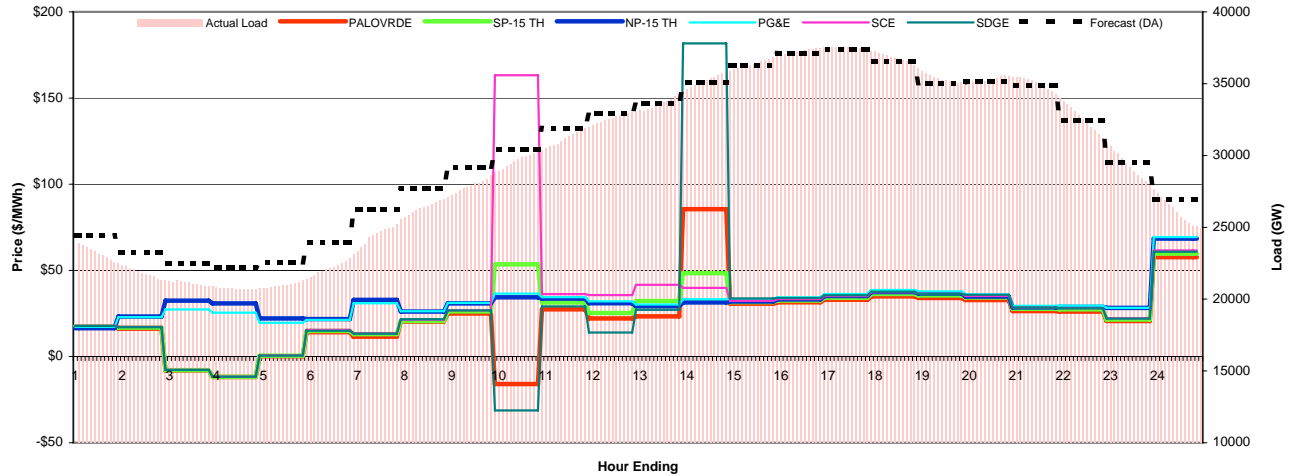
### Day-Ahead Prices and Cleared Load

	HE1	HE2	HE3	HE4	HE5	HE6	HE7	HE8	HE9	HE10	HE11	HE12	HE13	HE14	HE15	HE16	HE17	HE18	HE19	HE20	HE21	HE22	HE23	HE24
PG&E	28.56	22.35	21.67	21.63	22.95	31.31	37.18	33.23	31.70	35.61	35.94	34.65	33.71	35.35	39.26	41.72	42.35	40.10	36.85	36.74	36.35	34.15	28.75	26.68
SCE	18.48	15.58	10.47	10.42	12.30	16.29	20.14	22.08	24.73	26.87	30.24	31.69	32.11	33.69	37.53	40.00	40.51	39.06	35.77	35.59	35.34	32.62	26.92	21.11
SDGE	18.24	15.41	10.32	10.28	12.09	16.01	19.81	21.82	24.53	26.39	30.14	31.91	32.34	33.96	37.49	39.98	40.43	36.62	34.89	34.88	34.93	32.25	26.68	20.96
NP-15 TH	29.17	22.70	22.68	22.65	23.83	32.50	38.37	33.64	31.58	35.60	35.43	33.78	32.69	34.21	37.98	40.32	40.97	38.83	35.74	35.60	35.26	33.28	28.04	26.66
SP-15 TH	17.94	15.14	10.11	10.06	11.90	15.80	19.63	21.57	24.17	26.10	29.53	30.92	31.32	32.80	36.49	38.90	39.40	37.31	34.67	34.56	34.47	31.83	26.16	20.52
PALOVDRDE	17.27	14.69	9.75	9.73	11.47	15.09	18.49	19.00	23.00	24.75	28.22	29.00	30.00	30.00	33.26	35.56	36.03	34.15	31.33	31.20	31.00	30.37	23.86	19.84
Forecast	24.4	23.2	22.5	22.2	22.5	23.9	26.2	27.7	29.1	30.4	31.9	32.9	33.6	35.1	36.3	37.1	37.3	36.5	35.0	35.1	34.8	32.4	29.5	26.9



### Preliminary Real-Time Prices with Forecasted and Actual System Load

	HE1	HE2	HE3	HE4	HE5	HE6	HE7	HE8	HE9	HE10	HE11	HE12	HE13	HE14	HE15	HE16	HE17	HE18	HE19	HE20	HE21	HE22	HE23	HE24
Palovrde	16.98	16.23	-8.03	-11.87	0.22	14.18	11.52	20.28	25.03	-15.97	27.44	22.11	23.33	85.49	30.64	31.50	32.98	34.94	34.02	32.79	26.44	26.10	20.60	57.70
sp15	17.55	16.81	-7.81	-11.73	0.50	14.91	13.02	20.63	26.26	53.48	31.40	25.33	32.23	48.38	31.59	32.50	34.10	36.37	35.51	34.32	27.73	27.41	21.51	59.74
np15	16.50	23.21	32.45	30.96	22.14	21.75	32.89	26.10	30.83	34.43	33.67	30.95	29.15	31.42	31.96	33.17	35.14	37.41	36.64	34.88	28.57	28.82	28.27	68.46
pgae	17.21	22.87	27.38	25.48	19.59	21.32	30.91	26.33	31.15	36.55	34.46	32.03	30.24	33.26	33.15	34.35	36.34	38.68	37.79	36.02	29.45	29.58	28.30	69.34
sce	17.99	17.30	-7.63	-11.63	0.72	15.50	13.47	21.39	26.88	163.22	36.25	35.67	41.67	39.89	32.37	33.35	35.12	37.37	36.46	35.18	28.44	28.13	22.22	61.56
sdge	17.73	17.01	-7.74	-11.69	0.57	15.02	13.33	21.63	26.74	-31.24	29.10	13.98	27.10	181.69	33.72	34.03	35.57	37.59	36.35	35.85	28.45	27.97	22.08	60.80
Forecast-Load	1.3	1.5	1.5	1.5	1.5	1.5	1.5	1.2	1.0	0.6	0.5	0.2	-0.2	-0.3	-0.3	-0.2	-0.1	-0.1	-0.2	-0.2	0.1	0.3	0.6	1.1
Load	23.09	21.70	21.04	20.72	21.06	22.38	24.72	26.56	28.11	29.83	31.37	32.71	33.79	35.40	36.50	37.32	37.46	36.61	35.25	35.33	34.77	32.12	28.83	25.78



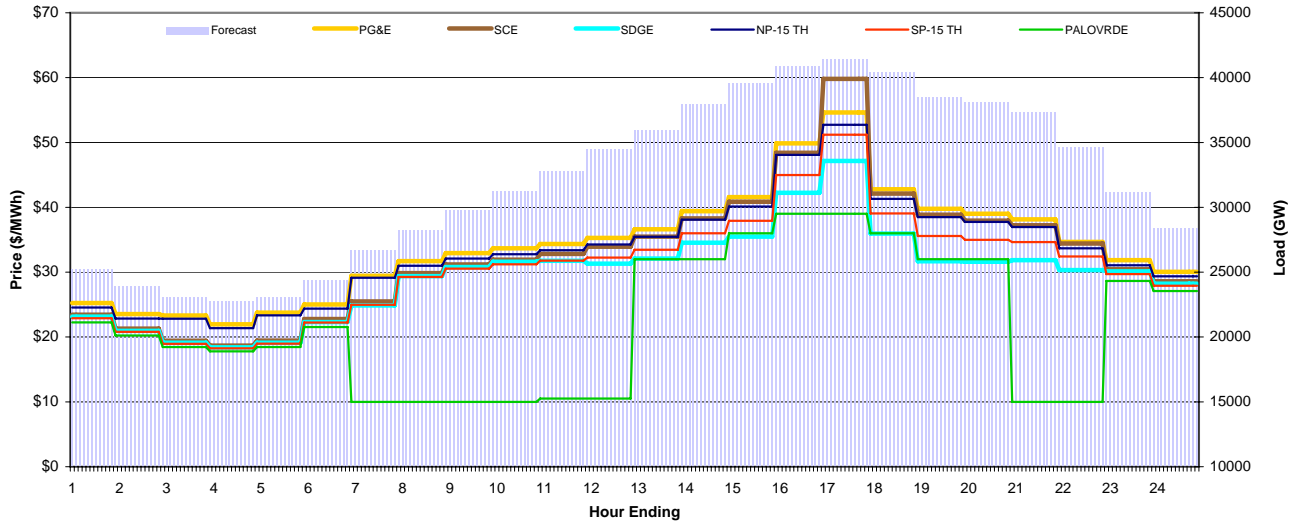
# CAISO Daily Report

## Thursday September 10, 2009

Price Color Codes: <=0 >=100 >=200

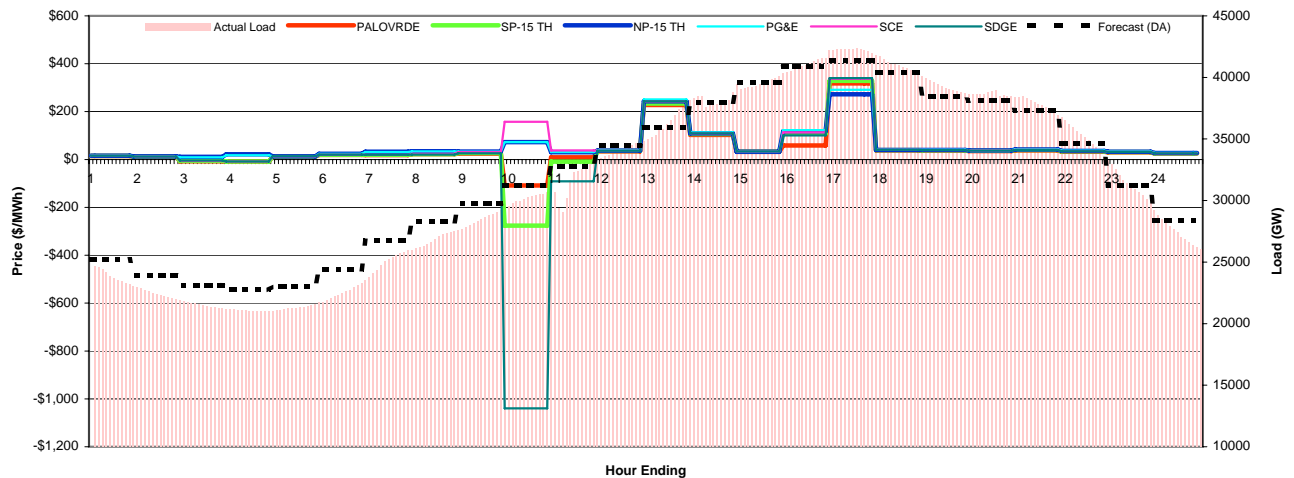
### Day-Ahead Prices and Cleared Load

	HE1	HE2	HE3	HE4	HE5	HE6	HE7	HE8	HE9	HE10	HE11	HE12	HE13	HE14	HE15	HE16	HE17	HE18	HE19	HE20	HE21	HE22	HE23	HE24
PG&E	25.23	23.53	23.31	21.96	23.75	25.03	29.44	31.70	32.95	33.68	34.35	35.29	36.61	39.40	41.58	49.85	54.64	42.78	39.78	39.00	38.15	34.67	31.86	30.05
SCE	23.44	21.29	19.41	18.69	19.44	22.78	25.48	29.85	31.18	31.93	32.81	33.91	35.48	38.31	40.85	48.42	59.81	42.12	38.86	37.94	37.22	34.43	30.44	28.60
SDGE	23.14	20.95	19.13	18.40	19.13	22.30	24.88	29.37	30.80	31.62	31.75	31.31	32.11	34.55	35.49	42.24	47.15	35.94	31.67	31.61	31.86	30.33	30.13	28.22
NP-15 TH	24.54	22.85	22.83	21.37	23.33	24.37	29.14	31.00	32.10	32.78	33.38	34.26	35.46	38.09	40.12	48.08	52.74	41.30	38.49	37.74	36.97	33.69	31.07	29.35
SP-15 TH	22.90	20.79	18.96	18.26	18.98	22.24	24.96	29.27	30.54	31.20	31.78	32.25	33.47	36.00	37.91	44.98	51.20	39.06	35.59	34.99	34.63	32.43	29.70	27.91
PALOVDRDE	22.25	20.23	18.45	17.78	18.46	21.54	10.00	10.00	10.00	10.00	10.50	10.50	32.00	32.00	36.00	39.00	39.00	36.00	32.00	32.00	10.00	10.00	28.64	27.08
Forecast	25.2	23.9	23.1	22.7	23.0	24.4	26.7	28.3	29.8	31.2	32.8	34.5	35.9	37.9	39.6	40.9	41.4	40.4	38.5	38.1	37.3	34.6	31.2	28.4



### Preliminary Real-Time Prices with Forecasted and Actual System Load

	HE1	HE2	HE3	HE4	HE5	HE6	HE7	HE8	HE9	HE10	HE11	HE12	HE13	HE14	HE15	HE16	HE17	HE18	HE19	HE20	HE21	HE22	HE23	HE24
Palovrde	14.71	12.00	-7.45	-8.35	11.49	19.28	18.41	22.46	24.19	-108.23	9.22	34.06	227.77	102.50	31.57	58.50	318.02	37.90	37.27	35.25	37.88	32.83	30.00	24.97
sp15	15.16	12.39	-5.96	-8.27	12.64	20.09	19.71	22.55	27.37	-276.46	-8.99	35.65	233.73	106.70	32.75	107.21	328.54	39.39	38.82	36.73	39.63	34.34	31.20	25.86
np15	15.55	13.26	11.41	21.55	13.26	23.82	32.32	34.32	32.99	72.33	30.62	37.38	242.75	109.33	32.57	118.37	272.37	39.99	39.88	37.97	41.55	36.05	32.52	27.22
pgae	16.24	13.52	9.12	17.56	13.54	23.84	31.43	33.55	33.03	72.38	30.96	38.43	251.18	113.21	34.28	122.66	290.96	41.43	41.24	39.21	42.82	37.03	33.57	27.86
sce	15.51	12.68	-6.07	-8.21	12.86	20.71	20.09	23.62	31.23	157.52	37.99	36.55	242.34	109.32	33.65	113.39	336.86	40.35	39.75	37.63	40.58	35.14	31.99	26.42
sdge	15.54	12.46	-4.05	-8.24	13.73	20.21	19.71	20.24	26.11	#####	-91.44	36.49	243.00	109.66	34.17	100.83	339.94	40.45	39.50	37.35	40.15	34.76	31.63	26.05
Forecast-Load	1.5	1.6	1.7	1.7	1.7	1.7	1.4	1.3	1.1	0.9	0.9	0.2	-0.8	-0.3	-0.1	-0.4	-0.8	-0.3	-0.6	-0.5	-0.3	0.0	0.5	1.3
Load	23.72	22.28	21.41	21.04	21.38	22.74	25.33	27.02	28.69	30.31	31.90	34.28	36.73	38.28	39.66	41.27	42.15	40.73	39.06	38.59	37.56	34.63	30.71	27.06



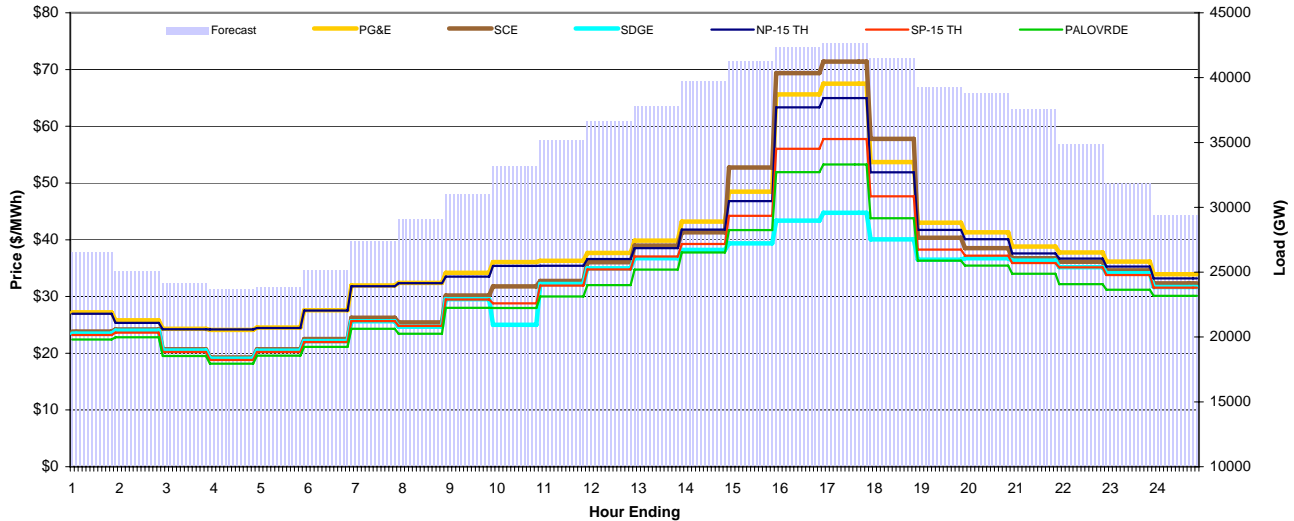
# CAISO Daily Report

## Friday September 11, 2009

Price Color Codes: <=0 >=100 >=200

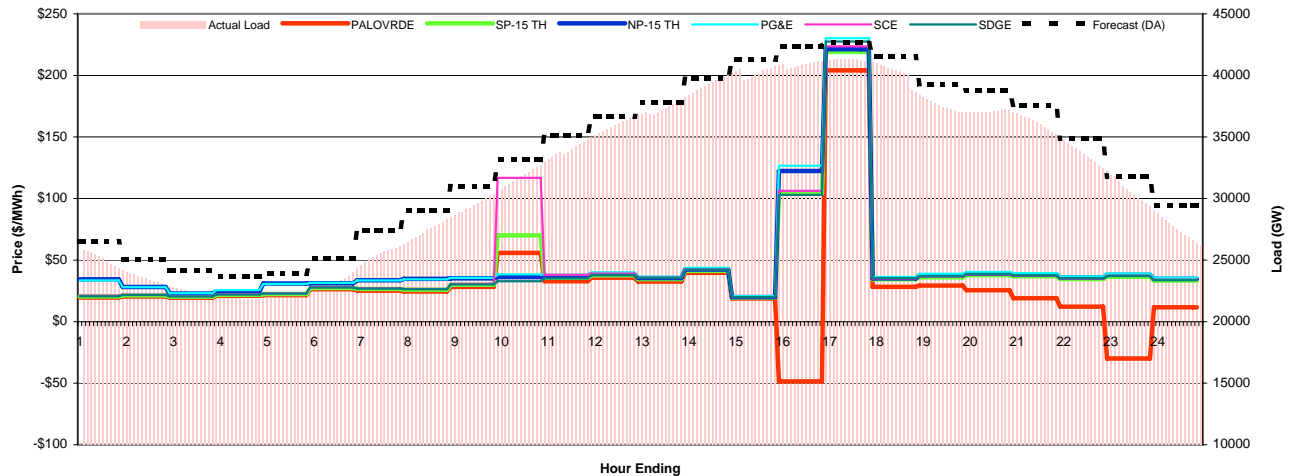
### Day-Ahead Prices and Cleared Load

	HE1	HE2	HE3	HE4	HE5	HE6	HE7	HE8	HE9	HE10	HE11	HE12	HE13	HE14	HE15	HE16	HE17	HE18	HE19	HE20	HE21	HE22	HE23	HE24
PG&E	27.20	25.82	24.32	24.10	24.54	27.58	31.94	32.41	34.17	36.06	36.29	37.68	39.86	43.21	48.48	65.61	67.50	53.70	43.32	38.79	37.75	36.16	33.93	
SCE	23.82	24.19	20.70	19.27	20.70	22.52	26.24	25.42	30.18	31.78	32.74	36.03	38.97	41.32	52.73	69.36	71.40	57.79	40.35	38.53	36.74	36.12	34.59	32.31
SDGE	23.47	23.97	20.47	19.02	20.45	22.13	25.64	24.68	29.53	25.00	32.21	34.98	36.76	38.21	39.37	43.36	44.74	40.06	36.49	36.74	36.31	35.16	34.08	31.66
NP-15 TH	26.95	25.35	24.22	24.19	24.44	27.53	31.80	32.36	33.51	35.39	35.42	36.59	38.51	41.78	46.80	63.33	64.97	51.90	41.73	40.09	37.60	36.69	35.27	33.20
SP-15 TH	23.22	23.64	20.23	18.82	20.23	21.97	25.67	24.81	29.47	28.79	31.91	34.78	37.06	39.26	44.21	56.03	57.76	47.65	38.26	37.20	35.89	35.14	33.77	31.54
PALOVPRDE	22.42	22.81	19.52	18.17	19.56	21.11	24.31	23.44	28.00	27.97	30.00	32.00	34.75	37.75	41.71	51.90	53.28	43.81	36.31	35.46	34.00	32.18	31.20	30.11
Forecast	26.5	25.1	24.1	23.7	23.9	25.2	27.4	29.1	31.0	33.1	35.2	36.6	37.8	39.8	41.3	42.4	42.7	41.5	39.3	38.8	37.6	34.9	31.8	29.4



### Preliminary Real-Time Prices with Forecasted and Actual System Load

	HE1	HE2	HE3	HE4	HE5	HE6	HE7	HE8	HE9	HE10	HE11	HE12	HE13	HE14	HE15	HE16	HE17	HE18	HE19	HE20	HE21	HE22	HE23	HE24
Palovrde	19.63	20.54	19.49	21.02	21.56	26.33	25.15	24.48	28.34	55.77	32.89	35.64	32.61	39.70	18.75	-48.56	204.12	28.28	29.33	25.50	19.09	12.13	-30.00	11.59
sp15	20.50	21.43	20.24	21.80	22.46	27.42	26.60	25.96	29.96	70.10	35.73	37.59	34.48	41.32	19.51	104.35	219.03	34.36	36.00	37.79	36.89	34.59	36.53	33.36
np15	34.44	28.20	22.82	24.63	30.96	31.16	33.66	34.75	35.15	36.25	36.96	38.74	35.37	42.26	19.94	122.38	221.33	35.12	37.69	39.12	38.32	35.81	38.01	34.83
pgae	33.47	28.03	23.09	25.65	30.59	31.54	33.42	34.33	35.56	38.38	38.05	39.97	36.50	43.78	20.68	126.71	230.18	36.34	38.87	40.35	39.47	36.79	39.01	35.66
sce	21.06	21.88	20.69	22.29	22.99	28.04	27.17	26.54	30.70	116.79	38.07	39.04	35.64	42.45	20.02	106.29	223.62	35.11	36.80	38.59	37.60	35.19	37.24	34.00
sdge	20.62	21.65	20.48	22.07	22.76	27.75	26.87	26.27	30.20	32.79	35.22	38.01	35.71	42.32	20.00	103.00	227.54	35.41	36.93	38.78	37.81	35.29	37.06	33.68
Forecast-Load	1.6	1.7	1.8	1.8	1.8	1.7	1.7	1.4	1.3	1.1	1.0	0.5	0.3	0.3	1.0	1.5	1.5	1.7	2.0	1.8	1.7	1.6	1.6	2.3
Load	24.95	23.33	22.29	21.86	22.12	23.41	25.68	27.66	29.73	32.06	34.17	36.13	37.47	39.50	40.30	40.92	41.21	39.80	37.34	37.05	35.84	33.25	30.19	27.17



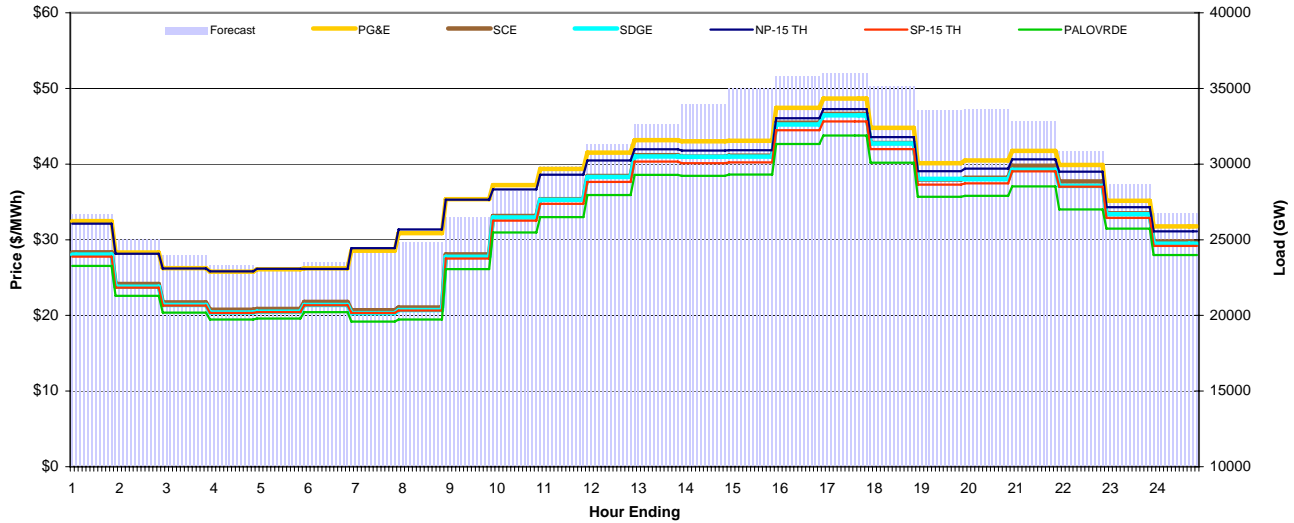
# CAISO Daily Report

## Saturday September 12, 2009

Price Color Codes: <=0 >=100 >=200

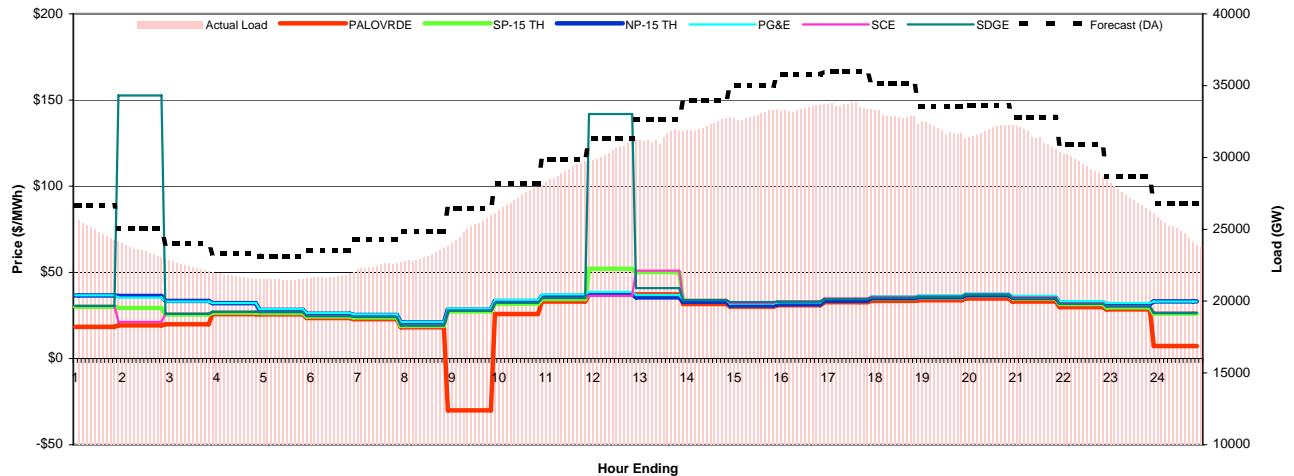
### Day-Ahead Prices and Cleared Load

	HE1	HE2	HE3	HE4	HE5	HE6	HE7	HE8	HE9	HE10	HE11	HE12	HE13	HE14	HE15	HE16	HE17	HE18	HE19	HE20	HE21	HE22	HE23	HE24
PG&E	32.47	28.32	26.24	25.78	26.09	26.22	28.54	30.88	35.35	37.22	39.35	41.51	43.16	43.02	43.08	47.43	48.67	44.80	40.11	40.47	41.74	39.89	35.15	31.77
SCE	28.35	24.14	21.73	20.74	20.86	21.79	20.69	21.04	28.06	33.15	35.36	38.42	41.18	41.00	41.11	45.48	46.64	42.78	37.97	38.19	39.78	37.72	33.51	29.79
SDGE	28.05	23.80	21.39	20.38	20.48	21.38	20.30	20.71	27.75	32.95	35.27	38.30	41.00	40.96	41.00	45.24	46.45	42.73	38.05	38.01	39.26	37.12	33.38	29.49
NP-15 TH	32.12	28.15	26.20	25.83	26.15	26.15	28.89	31.36	35.30	36.64	38.60	40.49	41.95	41.80	41.84	46.07	47.27	43.56	39.07	39.41	40.63	38.99	34.31	31.11
SP-15 TH	27.78	23.66	21.30	20.32	20.43	21.35	20.31	20.63	27.53	32.54	34.75	37.64	40.33	40.12	40.22	44.49	45.64	41.98	37.29	37.45	39.04	37.02	32.88	29.18
PALOVDRDE	26.55	22.59	20.36	19.46	19.59	20.43	19.19	19.46	26.12	30.95	33.00	35.91	38.57	38.45	38.61	42.66	43.79	40.19	35.67	35.81	37.05	34.00	31.47	27.99
Forecast	26.7	25.1	24.0	23.3	23.1	23.5	24.3	24.9	26.5	28.2	29.9	31.3	32.6	33.9	35.0	35.8	36.0	35.2	33.5	33.6	32.8	30.9	28.7	26.8



### Preliminary Real-Time Prices with Forecasted and Actual System Load

	HE1	HE2	HE3	HE4	HE5	HE6	HE7	HE8	HE9	HE10	HE11	HE12	HE13	HE14	HE15	HE16	HE17	HE18	HE19	HE20	HE21	HE22	HE23	HE24
Palovrde	18.42	19.21	19.93	25.72	25.62	23.49	22.85	18.15	-30.00	25.87	33.09	37.26	37.25	31.71	30.11	30.97	32.70	33.49	33.79	34.83	33.10	29.84	28.54	7.29
sp15	30.00	29.37	25.55	26.70	26.53	24.42	23.89	19.00	27.30	31.82	34.59	52.07	50.21	33.41	31.73	32.48	34.12	35.00	35.43	36.62	34.95	31.67	29.71	26.15
np15	36.65	36.33	33.42	32.20	28.25	26.03	25.26	20.94	28.47	33.39	36.34	37.31	35.51	32.98	30.86	31.54	33.51	35.10	35.70	36.77	35.41	32.59	31.53	33.16
pgae	36.72	35.37	33.05	32.26	28.73	26.47	25.65	21.17	29.05	34.12	37.23	38.63	36.88	34.05	31.90	32.62	34.64	36.16	36.77	37.86	36.41	33.36	32.29	33.13
sce	30.53	21.31	26.00	27.15	27.02	24.85	24.21	19.28	27.74	32.37	35.23	36.39	51.00	34.15	32.25	33.16	34.89	35.74	36.08	37.29	35.58	32.20	30.28	26.69
sdge	30.62	152.69	25.97	27.16	26.91	24.68	24.15	19.19	27.74	32.37	35.16	141.90	40.87	33.94	32.85	33.00	34.46	35.29	35.86	37.07	35.14	31.79	30.18	26.40
Forecast-Load	1.9	1.7	1.7	1.7	1.6	1.7	1.8	1.6	1.1	0.8	0.7	0.7	1.2	1.6	2.0	2.3	2.4	2.4	1.7	1.6	1.7	1.6	1.8	2.1
Load	24.78	23.36	22.32	21.68	21.50	21.77	22.50	23.26	25.34	27.42	29.20	30.62	31.47	32.34	32.99	33.45	33.57	32.81	31.81	31.98	31.14	29.27	26.90	24.64



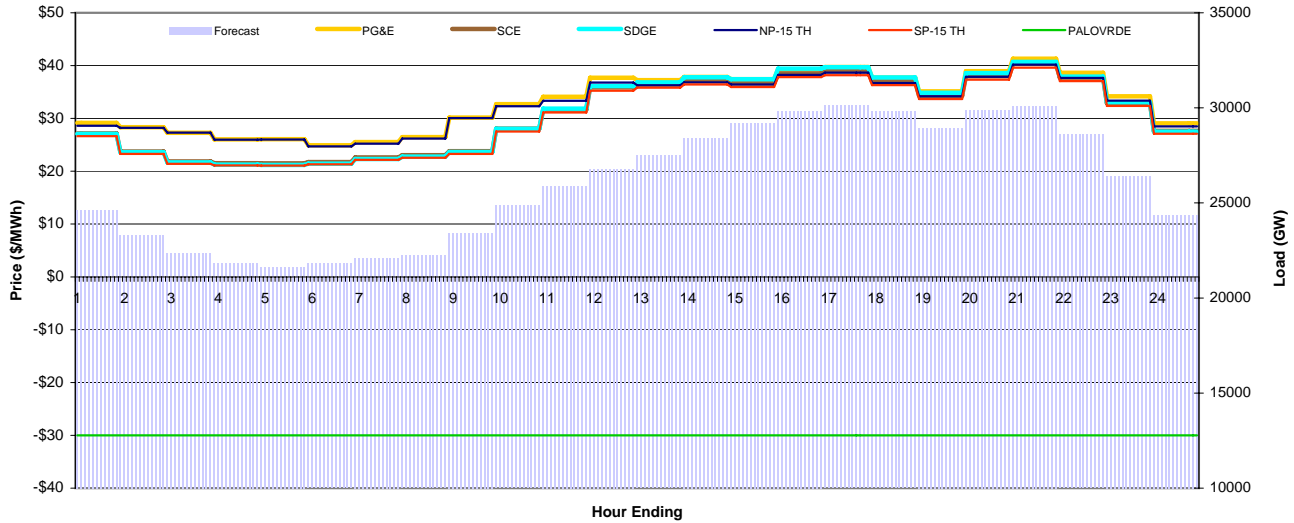
# CAISO Daily Report

## Sunday September 13, 2009

Price Color Codes: <=0 >=100 >=200

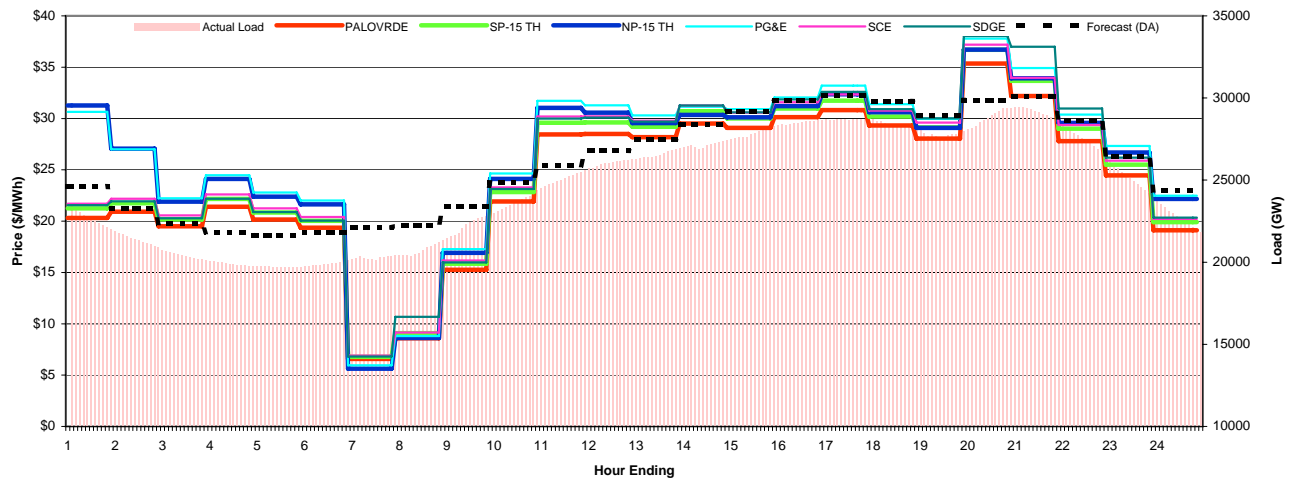
### Day-Ahead Prices and Cleared Load

	HE1	HE2	HE3	HE4	HE5	HE6	HE7	HE8	HE9	HE10	HE11	HE12	HE13	HE14	HE15	HE16	HE17	HE18	HE19	HE20	HE21	HE22	HE23	HE24
PG&E	29.17	28.35	27.28	26.05	26.08	24.92	25.51	26.47	30.15	32.71	34.08	37.71	37.24	37.84	37.44	39.32	39.74	37.72	35.13	38.94	41.30	38.65	34.18	29.07
SCE	27.16	23.74	21.86	21.52	21.50	21.73	22.62	23.04	23.79	28.06	31.69	35.88	36.42	37.08	36.63	38.53	38.94	37.01	34.30	38.00	40.33	37.74	32.93	27.63
SDGE	27.06	23.62	21.67	21.25	21.20	21.44	22.33	22.78	23.65	28.03	31.86	36.12	36.82	37.78	37.43	39.42	39.71	37.76	34.85	38.59	40.70	37.91	33.08	27.49
NP-15 TH	28.62	28.21	27.30	25.98	26.02	24.70	25.21	26.18	30.08	32.32	33.33	36.81	36.27	36.83	36.43	38.26	38.67	36.71	34.20	37.90	40.18	37.67	33.38	28.49
SP-15 TH	26.65	23.28	21.41	21.09	21.07	21.31	22.17	22.57	23.29	27.51	31.12	35.25	35.81	36.42	35.93	37.81	38.19	36.31	33.69	37.33	39.61	37.07	32.37	27.09
PALOVPRDE	-30.00	-30.00	-30.00	-30.00	-30.00	-30.00	-30.00	-30.00	-30.00	-30.00	-30.00	-30.00	-30.00	-30.00	-30.00	-30.00	-30.00	-30.00	-30.00	-30.00	-30.00	-30.00	-30.00	-30.00
Forecast	24.6	23.3	22.4	21.8	21.6	21.8	22.1	22.2	23.4	24.9	25.9	26.8	27.5	28.4	29.2	29.8	30.1	29.8	28.9	29.9	30.1	28.6	26.4	24.4



### Preliminary Real-Time Prices with Forecasted and Actual System Load

	HE1	HE2	HE3	HE4	HE5	HE6	HE7	HE8	HE9	HE10	HE11	HE12	HE13	HE14	HE15	HE16	HE17	HE18	HE19	HE20	HE21	HE22	HE23	HE24
Palovrde	20.32	20.91	19.50	21.40	20.15	19.36	6.58	8.59	15.26	21.92	28.45	28.49	28.19	29.50	29.09	30.13	30.81	29.32	28.04	35.35	32.20	27.79	24.46	19.11
sp15	21.25	21.74	20.17	22.17	20.85	20.02	6.79	9.08	15.85	22.84	29.59	29.61	29.20	30.71	30.00	30.97	31.74	30.20	29.14	36.70	33.67	29.02	25.50	19.91
np15	31.27	27.06	21.90	24.11	22.39	21.64	5.63	8.63	16.92	24.12	31.04	30.57	29.56	30.35	30.12	31.21	32.36	30.61	29.09	36.71	33.92	29.58	26.68	22.17
pgae	30.65	27.00	22.23	24.48	22.78	22.01	5.96	8.81	17.27	24.64	31.73	31.29	30.30	31.14	30.90	32.06	33.20	31.40	29.96	37.79	34.92	30.38	27.33	22.48
sce	21.71	22.18	20.56	22.60	21.24	20.41	6.90	9.15	16.17	23.29	30.20	30.20	29.78	31.27	30.57	31.59	32.34	30.77	29.60	37.19	33.97	29.37	25.89	20.21
sdge	21.56	21.93	20.28	22.19	20.89	20.05	6.81	10.68	15.99	23.13	29.98	30.09	29.70	31.27	30.60	31.86	32.59	30.91	30.03	38.04	36.99	30.98	26.18	20.35
Forecast-Load	2.0	2.0	2.0	2.0	1.9	1.9	1.8	1.4	1.0	1.1	0.7	0.7	0.9	1.2	1.3	1.3	1.4	1.5	1.1	0.9	1.1	1.3	1.6	1.8
Load	22.58	21.29	20.35	19.88	19.72	19.95	20.30	20.84	22.37	23.80	25.17	26.09	26.63	27.20	27.94	28.54	28.69	28.34	27.80	28.94	29.03	27.29	24.86	22.58



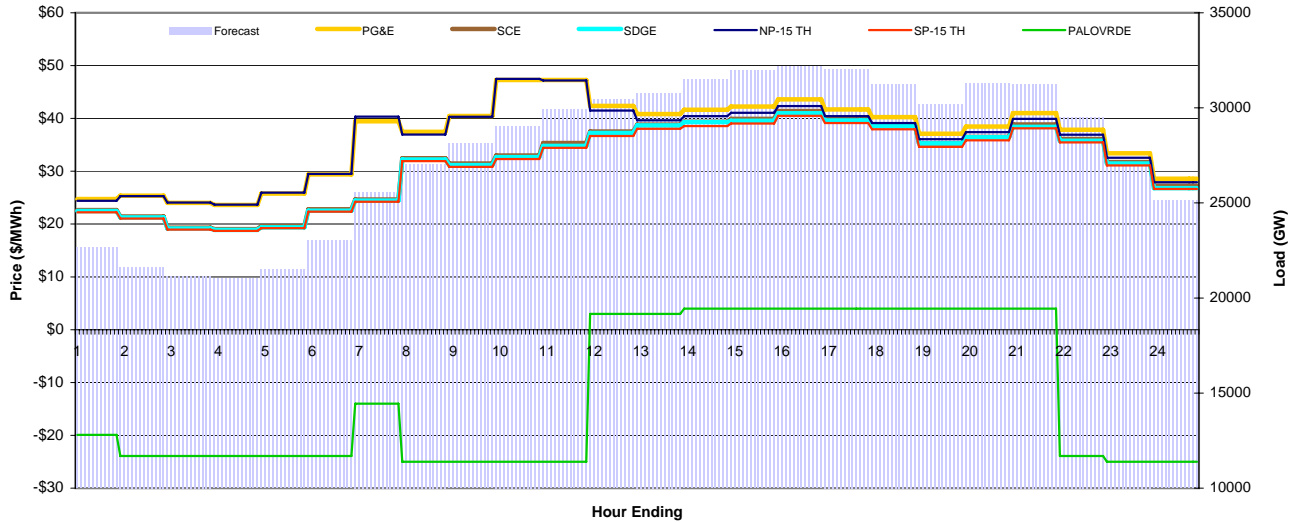
# CAISO Daily Report

## Monday September 14, 2009

Price Color Codes: <=0 >=100 >=200

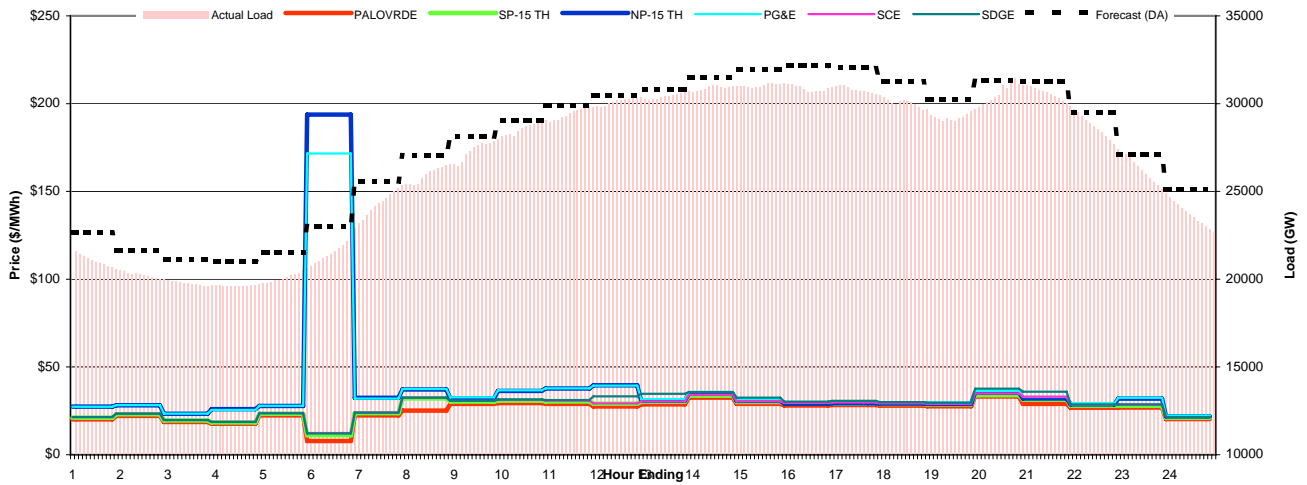
### Day-Ahead Prices and Cleared Load

	HE1	HE2	HE3	HE4	HE5	HE6	HE7	HE8	HE9	HE10	HE11	HE12	HE13	HE14	HE15	HE16	HE17	HE18	HE19	HE20	HE21	HE22	HE23	HE24
PG&E	24.75	25.39	24.02	23.63	25.77	29.41	39.45	37.45	40.45	47.28	47.27	42.37	40.82	41.64	42.25	43.61	41.70	40.26	37.09	38.45	41.02	37.86	33.40	28.60
SCE	22.64	21.45	19.31	19.06	19.61	22.81	24.63	32.46	31.45	32.97	35.33	37.52	38.83	39.38	39.92	41.40	40.00	38.65	35.24	36.51	38.87	36.10	31.74	27.25
SDGE	22.45	21.25	19.17	18.89	19.39	22.52	24.43	32.21	31.15	32.67	34.80	37.24	38.69	39.32	39.55	40.97	39.62	38.55	35.29	36.43	38.40	35.76	31.45	26.81
NP-15 TH	24.40	25.30	24.08	23.68	25.96	29.50	40.34	36.95	40.30	47.49	47.17	41.50	39.65	40.45	41.06	42.33	40.43	39.11	36.06	37.40	39.92	36.91	32.55	27.92
SP-15 TH	22.22	21.05	18.96	18.70	19.22	22.34	24.23	31.92	30.84	32.30	34.42	36.67	38.03	38.55	39.03	40.48	39.12	37.94	34.62	35.84	38.13	35.46	31.09	26.65
PALOVPRDE	-19.90	-23.90	-23.90	-23.90	-23.90	-23.90	-14.00	-24.99	-24.99	-24.99	-24.99	2.98	2.98	4.00	4.00	4.00	4.00	4.00	4.00	4.00	4.00	-23.90	-24.99	-24.99
Forecast	22.6	21.6	21.1	21.0	21.5	23.0	25.6	27.1	28.1	29.1	29.9	30.4	30.8	31.5	32.0	32.2	32.0	31.3	30.2	31.3	31.3	29.5	27.1	25.1



### Preliminary Real-Time Prices with Forecasted and Actual System Load

	HE1	HE2	HE3	HE4	HE5	HE6	HE7	HE8	HE9	HE10	HE11	HE12	HE13	HE14	HE15	HE16	HE17	HE18	HE19	HE20	HE21	HE22	HE23	HE24
Palovrde	20.18	22.12	18.69	17.66	22.43	7.87	22.39	25.16	28.99	29.47	28.95	27.50	28.74	32.53	28.94	28.08	28.34	27.96	27.59	33.16	29.03	26.76	26.88	20.37
sp15	21.07	23.03	19.47	18.44	23.36	11.12	23.74	32.08	30.29	30.82	30.31	29.08	30.15	33.67	30.04	29.05	29.08	28.93	28.57	33.93	31.40	27.90	27.89	21.05
np15	27.43	28.20	23.30	25.94	27.76	193.76	32.47	37.17	32.04	36.40	37.70	39.58	30.82	34.84	30.69	29.05	29.32	29.12	28.98	35.32	32.11	28.69	31.95	21.84
pgae	27.33	28.24	23.39	25.53	27.93	171.63	32.01	37.45	32.72	36.74	37.87	39.40	31.75	35.85	31.61	29.98	30.25	30.00	29.81	36.33	32.90	29.41	32.40	22.33
sce	21.41	23.41	19.78	18.76	23.76	12.37	24.07	32.51	30.74	31.30	30.79	29.29	30.32	34.16	30.44	29.57	29.82	29.38	29.00	34.90	33.05	28.32	28.40	21.44
sdge	21.50	23.38	19.76	18.70	23.61	12.09	24.01	32.49	30.77	31.55	31.14	33.23	34.68	35.77	32.58	30.29	30.71	30.01	29.62	37.63	35.92	28.60	28.75	21.39
Forecast-Load	1.7	1.4	1.4	1.4	1.3	1.2	1.0	1.0	0.6	0.4	0.4	0.3	0.3	0.6	0.9	1.3	1.3	1.3	0.9	0.6	0.9	1.1	1.2	1.7
Load	20.99	20.19	19.73	19.63	20.20	21.84	24.53	26.05	27.49	28.65	29.52	30.16	30.46	30.93	31.03	30.84	30.71	29.92	29.28	30.75	30.41	28.39	25.89	23.45



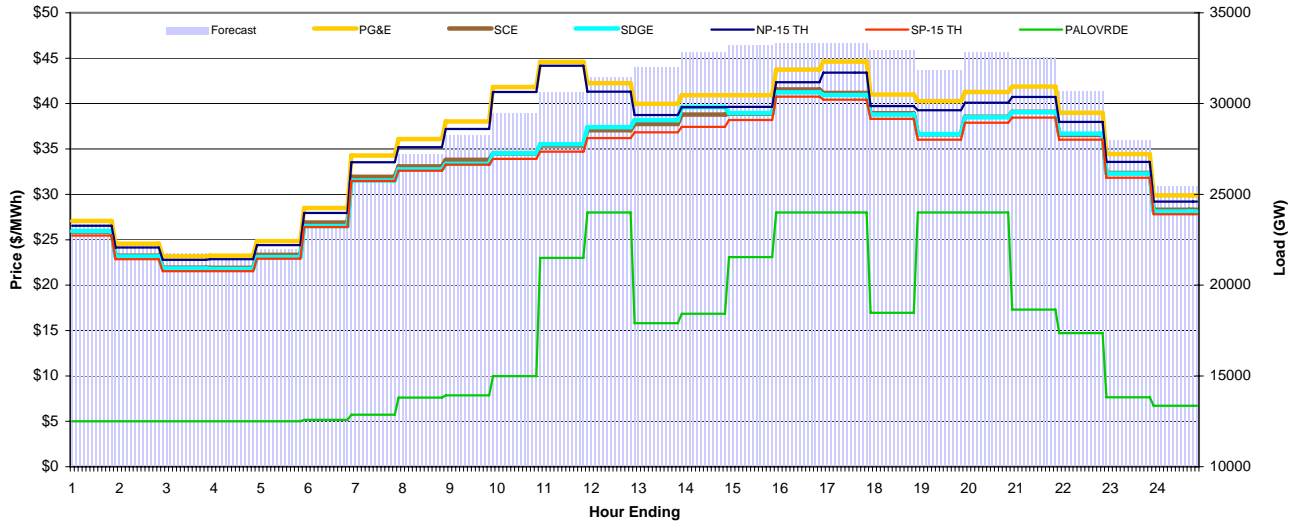
# CAISO Daily Report

## Tuesday September 15, 2009

Price Color Codes: <=0 >=100 >=200

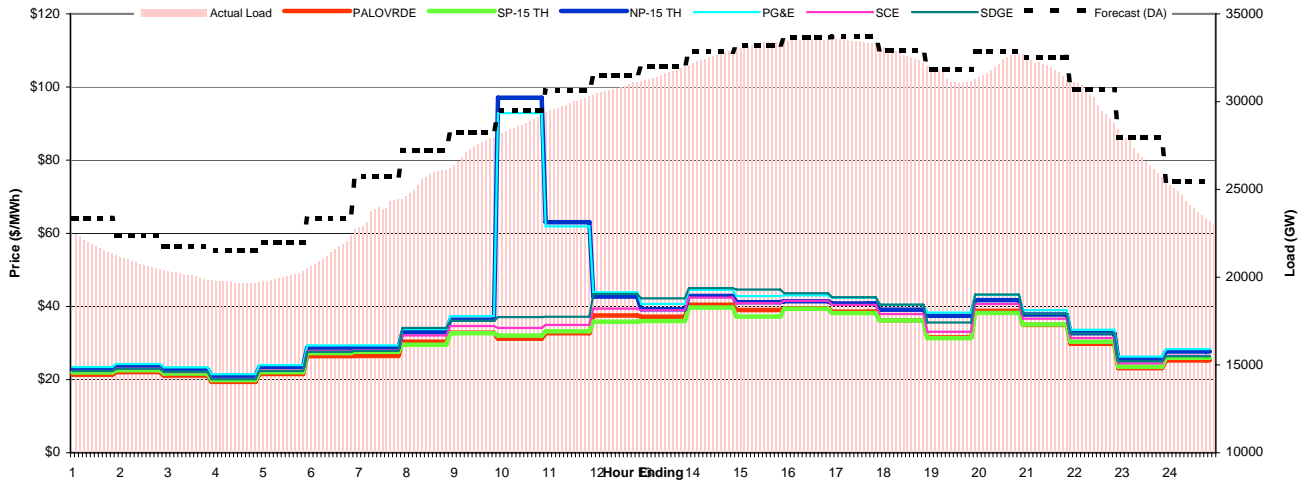
### Day-Ahead Prices and Cleared Load

	HE1	HE2	HE3	HE4	HE5	HE6	HE7	HE8	HE9	HE10	HE11	HE12	HE13	HE14	HE15	HE16	HE17	HE18	HE19	HE20	HE21	HE22	HE23	HE24
PG&E	27.07	24.57	23.18	23.25	24.85	28.50	34.27	36.09	38.03	41.83	44.59	42.24	39.98	40.92	40.92	43.74	44.62	40.99	40.28	41.28	41.87	38.98	34.43	29.89
SCE	25.88	23.25	21.92	21.91	23.33	26.89	31.94	33.07	33.80	34.51	35.38	37.07	37.75	38.79	38.88	41.55	41.17	38.94	36.63	38.54	39.10	36.55	32.35	28.31
SDGE	25.96	23.15	21.84	21.79	23.08	26.51	31.53	32.75	33.36	34.52	35.54	37.40	38.18	39.62	38.94	41.25	40.84	38.79	36.64	38.50	39.06	36.69	32.29	28.10
NP-15 TH	26.55	24.14	22.78	22.85	24.42	27.95	33.53	35.19	37.21	41.28	44.17	41.31	38.74	39.61	39.63	42.36	43.41	39.72	39.27	40.10	40.72	37.98	33.57	29.21
SP-15 TH	25.47	22.85	21.55	21.54	22.91	26.40	31.47	32.60	33.28	33.91	34.70	36.21	36.84	37.43	38.19	40.76	40.43	38.32	36.02	37.89	38.45	36.03	31.83	27.81
PALOVPRDE	5.00	5.00	5.00	5.00	5.00	5.17	5.73	7.62	7.86	9.98	23.00	28.00	15.81	16.85	23.08	28.00	28.00	16.95	28.00	28.00	17.31	14.72	7.65	6.71
Forecast	23.4	22.4	21.8	21.5	22.0	23.3	25.8	27.2	28.3	29.5	30.6	31.5	32.0	32.8	33.2	33.7	33.7	32.9	31.8	32.8	32.5	30.7	28.0	25.5



### Preliminary Real-Time Prices with Forecasted and Actual System Load

	HE1	HE2	HE3	HE4	HE5	HE6	HE7	HE8	HE9	HE10	HE11	HE12	HE13	HE14	HE15	HE16	HE17	HE18	HE19	HE20	HE21	HE22	HE23	HE24
Palovrde	21.36	22.03	21.07	19.38	21.52	26.43	26.46	30.37	32.83	31.17	32.67	37.56	37.18	40.48	39.00	39.50	38.58	36.23	31.56	38.80	34.94	29.80	23.16	25.23
sp15	21.96	22.59	21.64	19.84	22.06	27.27	27.59	29.52	32.68	32.03	33.18	35.82	36.01	39.69	37.21	39.37	38.21	36.17	31.31	38.23	35.09	30.37	23.53	26.00
np15	22.93	23.79	22.88	21.05	23.51	28.73	28.70	32.95	36.41	97.06	63.03	42.69	39.23	42.87	41.18	41.44	40.84	39.09	37.44	41.73	37.82	32.69	25.61	27.69
pgae	23.47	24.29	23.35	21.48	23.97	29.34	29.35	33.80	37.34	92.89	61.91	43.87	40.68	44.52	42.81	43.03	42.38	40.40	38.31	43.13	38.98	33.65	26.28	28.34
sce	22.35	22.99	22.04	20.21	22.47	27.80	27.99	32.07	34.66	34.11	34.95	39.44	38.98	42.42	40.91	41.58	40.41	37.93	33.09	40.68	36.66	31.37	24.45	26.52
sdge	22.37	22.98	22.13	20.11	22.35	27.60	27.85	34.10	36.09	37.11	37.18	43.38	42.22	45.01	44.64	43.62	42.52	40.51	35.60	43.26	37.97	32.61	25.02	26.40
Forecast-Load	1.6	1.7	1.7	1.8	1.8	1.6	1.8	1.5	0.7	0.6	0.6	0.3	0.2	-0.1	0.1	0.3	0.4	0.5	0.6	0.8	1.0	1.4	1.6	
Load	21.74	20.69	20.04	19.70	20.13	21.72	23.98	25.74	27.56	28.87	30.02	30.89	31.70	32.68	33.32	33.53	33.37	32.52	31.33	32.27	31.77	29.69	26.53	23.89



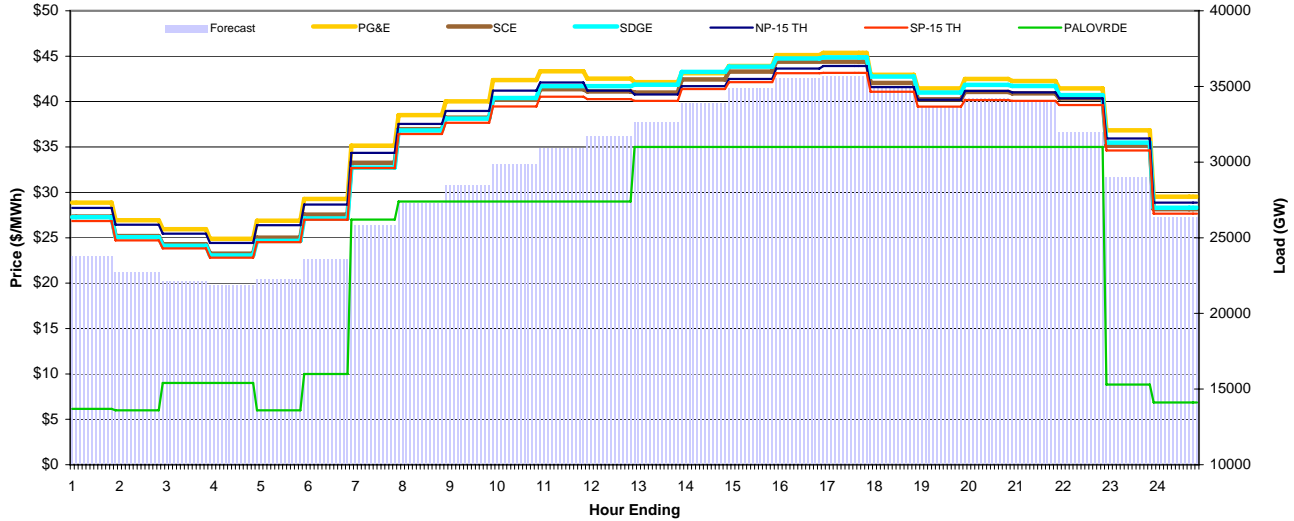
# CAISO Daily Report

## Wednesday September 16, 2009

Price Color Codes: <=0 >=100 >=200

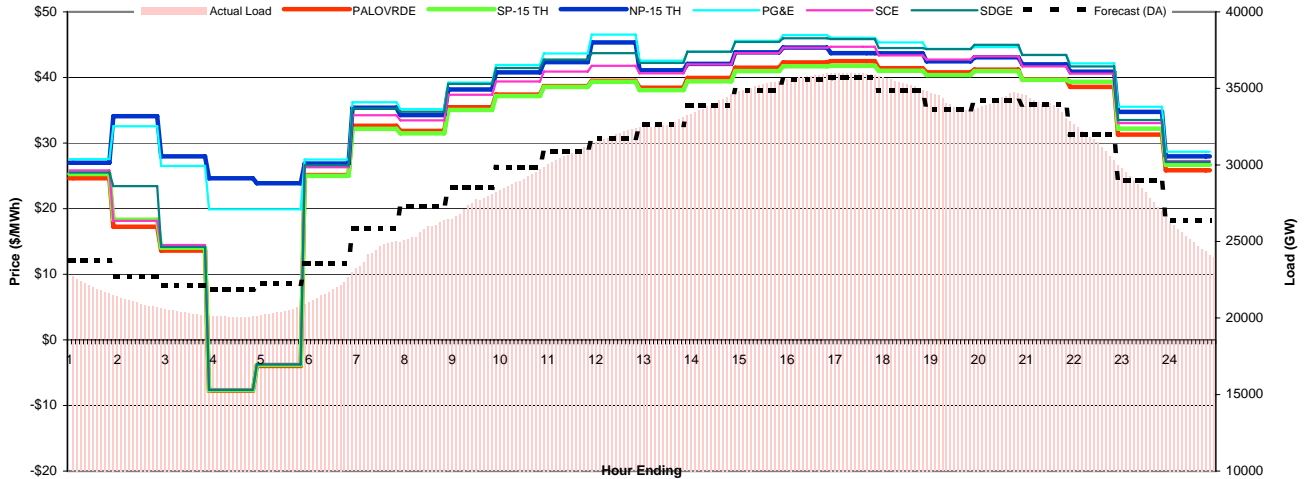
### Day-Ahead Prices and Cleared Load

	HE1	HE2	HE3	HE4	HE5	HE6	HE7	HE8	HE9	HE10	HE11	HE12	HE13	HE14	HE15	HE16	HE17	HE18	HE19	HE20	HE21	HE22	HE23	HE24
PG&E	28.87	26.93	25.94	24.88	26.89	29.28	35.14	38.51	40.03	42.36	43.35	42.52	42.14	43.12	43.92	45.12	45.36	42.95	41.45	42.49	42.27	41.44	36.84	29.53
SCE	27.34	25.18	24.29	23.25	25.01	27.54	33.25	36.96	38.23	40.20	41.37	41.11	40.99	42.44	43.30	44.39	44.39	42.06	40.25	41.06	40.91	40.35	35.16	28.15
SDGE	27.26	25.06	24.10	23.05	24.66	27.13	32.73	36.81	38.12	40.40	41.69	41.70	41.86	43.26	43.85	44.75	44.88	42.75	41.00	41.83	41.71	40.72	35.48	28.31
NP-15 TH	28.28	26.43	25.46	24.42	26.39	28.65	34.35	37.55	38.96	41.20	42.10	41.21	40.78	41.70	42.49	43.63	43.91	41.60	40.20	41.18	41.02	40.35	35.94	28.87
SP-15 TH	26.84	24.71	23.83	22.81	24.51	26.99	32.68	36.43	37.66	39.47	40.53	40.27	40.07	41.38	42.14	43.12	43.16	41.08	39.44	40.16	40.08	39.63	34.61	27.65
PALOVNRDE	6.15	6.00	9.00	9.00	6.00	10.00	27.00	29.00	29.00	29.00	29.00	29.00	35.00	35.00	35.00	35.00	35.00	35.00	35.00	35.00	35.00	35.00	8.82	6.85
Forecast	23.8	22.7	22.1	21.9	22.2	23.6	25.9	27.3	28.5	29.9	30.9	31.7	32.6	33.9	34.9	35.6	35.7	34.9	33.6	34.2	33.9	32.0	29.0	26.3



### Preliminary Real-Time Prices with Forecasted and Actual System Load

	HE1	HE2	HE3	HE4	HE5	HE6	HE7	HE8	HE9	HE10	HE11	HE12	HE13	HE14	HE15	HE16	HE17	HE18	HE19	HE20	HE21	HE22	HE23	HE24
Palovrde	24.62	17.26	13.61	-7.76	-3.97	25.12	32.64	31.85	35.47	37.38	38.69	39.49	38.44	39.93	41.50	42.29	42.49	41.41	40.79	41.20	39.70	38.57	31.29	25.86
sp15	25.29	18.32	14.06	-7.66	-3.81	25.00	32.18	31.49	35.06	37.17	38.56	39.35	38.06	39.41	40.97	41.72	41.79	41.03	40.37	40.98	39.63	39.33	32.19	26.67
np15	26.99	34.09	27.98	24.65	23.88	26.88	35.40	34.26	38.18	40.77	42.35	45.33	41.09	42.08	43.83	44.55	43.70	43.67	42.46	43.08	42.01	40.87	34.75	27.98
pgae	27.57	32.56	26.52	19.91	19.89	27.49	36.21	35.16	39.22	41.91	43.65	46.54	42.56	43.94	45.58	46.47	46.04	45.35	44.38	44.62	43.41	42.14	35.53	28.68
sce	25.82	18.16	14.46	-7.57	-3.67	26.33	34.25	33.46	37.37	39.40	40.91	41.78	40.64	42.00	43.70	44.54	44.67	43.37	42.73	43.21	41.68	40.59	33.05	27.26
sdge	25.51	23.44	14.18	-7.64	-3.77	26.61	35.26	34.78	39.02	41.43	42.73	43.71	42.22	43.92	45.42	45.98	45.86	44.49	44.31	44.96	43.45	41.69	33.52	27.13
Forecast-Load	1.8	1.8	1.8	1.8	1.7	1.5	1.4	1.4	0.9	0.7	0.1	-0.3	-0.2	-0.2	-0.4	-0.3	-0.2	-0.4	-0.3	-0.1	0.2	0.8	1.0	1.5
Load	22.00	20.91	20.30	20.09	20.54	22.04	24.51	25.89	27.60	29.21	30.84	32.09	32.77	34.12	35.25	35.83	35.93	35.22	33.93	34.36	33.69	31.20	27.97	24.85





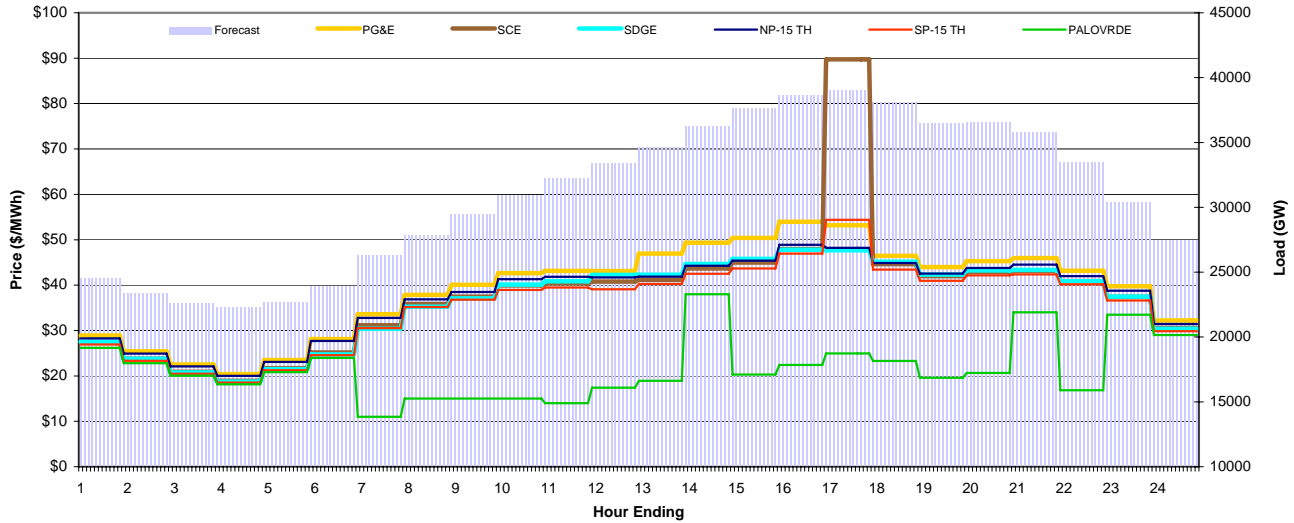
# CAISO Daily Report

## Thursday September 17, 2009

Price Color Codes: <=0 >=100 >=200

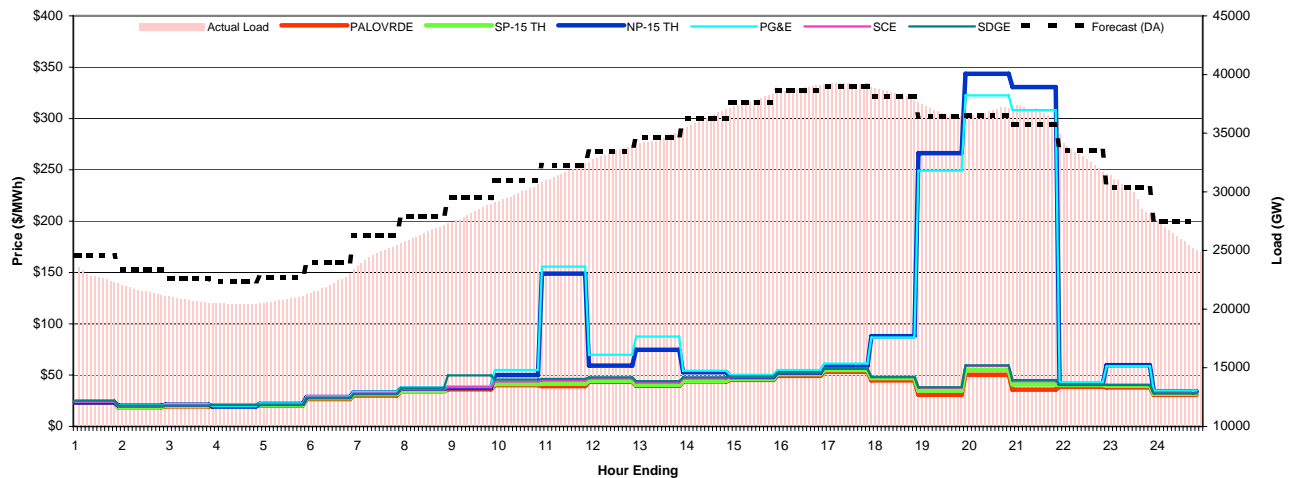
### Day-Ahead Prices and Cleared Load

	HE1	HE2	HE3	HE4	HE5	HE6	HE7	HE8	HE9	HE10	HE11	HE12	HE13	HE14	HE15	HE16	HE17	HE18	HE19	HE20	HE21	HE22	HE23	HE24
PG&E	28.91	25.41	22.54	20.40	23.52	28.14	33.58	37.86	40.09	42.66	43.13	43.10	46.94	49.35	50.41	53.97	53.19	46.44	44.00	45.30	45.97	43.18	39.76	32.20
SCE	27.44	23.81	20.91	18.92	21.73	25.18	31.16	35.84	37.48	39.92	40.40	40.79	41.19	43.67	44.96	47.93	89.75	44.61	41.99	42.94	43.13	40.89	37.43	30.55
SDGE	27.52	23.79	20.78	18.75	21.51	24.74	30.37	35.24	37.10	40.10	40.86	42.25	42.31	44.64	45.80	47.78	47.69	45.17	42.34	43.26	43.37	40.85	37.48	30.39
NP-15 TH	28.28	24.90	22.11	20.03	23.07	27.70	32.79	36.86	38.49	41.30	41.84	41.68	41.89	44.28	45.39	48.89	48.21	44.86	42.53	43.79	44.53	41.97	38.78	31.43
SP-15 TH	26.91	23.33	20.48	18.53	21.27	24.57	30.53	35.18	36.80	38.94	39.49	39.11	40.27	42.49	43.67	46.95	54.38	43.41	40.97	42.14	42.37	40.20	36.64	29.87
PALOVNRDE	26.17	22.79	20.06	18.16	20.83	23.99	11.00	15.00	15.00	15.00	14.00	17.43	18.93	38.00	20.31	22.41	24.95	23.30	19.59	20.65	34.00	16.84	33.48	29.00
Forecast	24.5	23.3	22.6	22.3	22.7	23.9	26.3	27.9	29.5	30.9	32.3	33.4	34.7	36.3	37.6	38.7	39.0	38.1	36.4	36.5	35.8	33.5	30.4	27.5



### Preliminary Real-Time Prices with Forecasted and Actual System Load

	HE1	HE2	HE3	HE4	HE5	HE6	HE7	HE8	HE9	HE10	HE11	HE12	HE13	HE14	HE15	HE16	HE17	HE18	HE19	HE20	HE21	HE22	HE23	HE24
Palovrde	23.13	18.67	19.54	20.19	20.30	26.71	30.15	33.98	36.15	40.15	39.27	43.53	39.54	43.85	45.31	49.30	53.30	44.88	30.81	50.37	35.93	38.64	38.06	30.82
sp15	23.85	19.18	20.00	20.64	20.80	27.52	31.43	34.17	37.60	41.24	41.55	44.43	40.60	44.47	46.31	50.91	55.03	47.01	34.86	55.07	40.99	40.33	39.52	31.78
np15	23.32	20.23	21.16	19.33	22.03	28.65	32.97	36.80	37.47	50.10	148.81	59.17	74.64	52.84	48.10	52.35	58.97	87.90	266.18	343.63	330.58	41.44	59.76	34.14
pgae	24.10	20.69	21.62	19.79	22.52	29.33	33.79	37.84	39.27	54.99	155.70	69.89	87.66	54.27	50.34	55.07	61.20	86.60	249.03	322.60	308.19	43.04	58.72	34.93
sce	24.21	19.54	20.40	21.03	21.23	28.16	32.03	36.10	38.16	43.86	44.55	46.61	42.74	46.56	47.96	52.12	56.36	48.35	37.65	58.85	44.16	41.14	40.58	32.52
sdge	25.32	20.24	20.32	20.91	21.07	27.74	31.51	37.14	49.73	45.63	46.34	47.82	44.17	47.87	48.59	52.09	56.13	48.01	38.16	59.54	45.19	41.02	40.36	32.18
Forecast-Load	1.8	1.9	1.9	1.9	1.8	1.5	1.3	1.2	1.1	0.8	0.4	-0.1	-0.1	-0.2	-0.3	-0.3	-0.1	-0.1	-0.3	-0.4	-0.6	0.9	1.0	1.6
Load	22.71	21.48	20.72	20.46	20.91	22.42	24.94	26.68	28.42	30.11	31.91	33.56	34.76	36.52	37.96	38.92	39.15	38.21	36.70	36.93	36.35	32.62	29.41	25.90



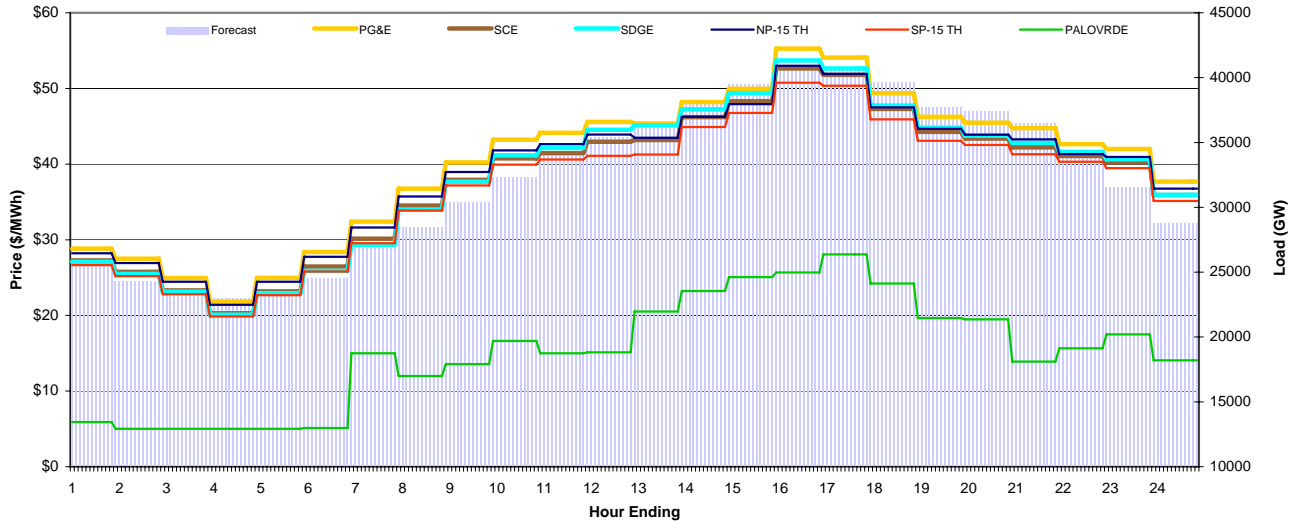
# CAISO Daily Report

## Friday September 18, 2009

Price Color Codes: <=0 >=100 >=200

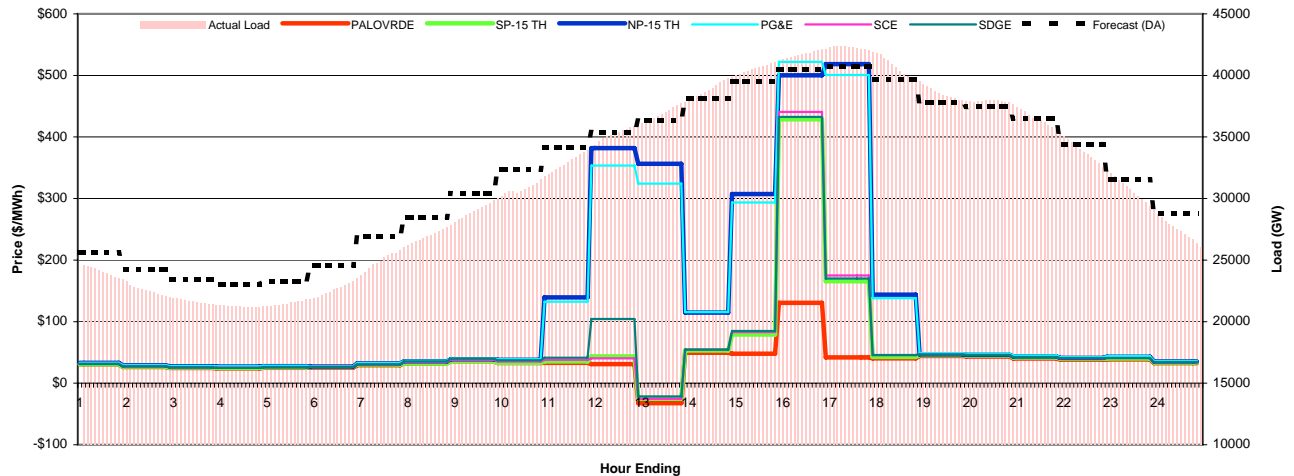
### Day-Ahead Prices and Cleared Load

	HE1	HE2	HE3	HE4	HE5	HE6	HE7	HE8	HE9	HE10	HE11	HE12	HE13	HE14	HE15	HE16	HE17	HE18	HE19	HE20	HE21	HE22	HE23	HE24
PG&E	28.83	27.49	24.94	21.83	24.96	28.37	32.40	36.75	40.22	43.23	44.14	45.57	45.37	48.20	49.96	55.26	54.07	49.38	46.26	45.47	44.75	42.64	42.01	37.68
SCE	27.25	25.76	23.30	20.28	23.17	26.45	30.13	34.51	37.93	40.75	41.45	42.96	43.18	46.22	48.30	52.65	51.80	47.29	44.27	43.38	42.22	41.07	40.28	35.91
SDGE	27.06	25.49	23.13	20.10	22.95	25.89	29.34	33.99	37.67	41.15	42.14	44.54	45.14	47.24	49.37	53.70	52.64	47.74	44.82	43.76	42.81	41.63	40.66	35.93
NP-15 TH	28.20	26.92	24.44	21.41	24.46	27.75	31.61	35.72	38.96	41.82	42.63	43.90	43.47	46.25	47.92	52.99	51.92	47.50	44.66	43.89	43.26	41.32	40.94	36.76
SP-15 TH	26.65	25.19	22.80	19.85	22.67	25.81	29.54	33.85	37.18	39.93	40.60	41.10	41.27	44.89	46.76	50.77	50.35	45.92	43.08	42.53	41.30	40.32	39.47	35.12
PALOVDRDE	5.89	5.01	5.01	5.01	5.01	5.11	15.00	12.00	13.56	16.62	15.00	15.13	20.51	23.23	25.07	25.68	28.06	24.21	19.65	19.47	13.89	15.64	17.49	14.06
Forecast	25.6	24.3	23.4	23.0	23.3	24.6	26.9	28.5	30.4	32.4	34.1	35.4	36.4	38.1	39.5	40.5	40.7	39.6	37.8	37.5	36.5	34.4	31.5	28.8



### Preliminary Real-Time Prices with Forecasted and Actual System Load

	HE1	HE2	HE3	HE4	HE5	HE6	HE7	HE8	HE9	HE10	HE11	HE12	HE13	HE14	HE15	HE16	HE17	HE18	HE19	HE20	HE21	HE22	HE23	HE24
Palovrde	30.63	26.43	24.72	23.95	24.97	25.39	29.09	31.99	35.65	32.94	33.19	30.97	-32.52	49.51	47.89	130.57	41.81	40.47	44.20	43.30	40.05	38.26	38.62	32.50
sp15	31.10	27.18	25.43	24.65	25.73	26.26	30.40	32.17	35.78	33.12	35.32	43.45	-25.23	53.18	79.21	428.60	165.64	42.74	45.59	44.77	41.56	39.79	39.99	33.54
np15	33.17	29.21	27.41	27.05	27.72	27.20	32.27	35.39	38.82	38.02	139.50	381.88	356.41	114.72	307.36	500.06	518.28	143.91	46.96	46.12	43.59	41.17	42.94	35.40
pgae	33.39	29.83	27.97	27.52	28.28	27.82	33.01	36.34	40.01	39.02	132.46	353.63	324.14	115.61	293.44	521.94	500.74	138.21	48.82	47.92	45.09	42.49	44.06	36.32
sce	31.48	27.83	26.00	25.19	26.29	26.88	31.04	34.19	38.07	35.22	38.10	40.40	-25.31	54.42	82.99	440.77	175.12	45.54	46.82	45.79	42.47	40.56	40.84	34.27
sdge	31.24	27.37	25.70	24.92	26.12	26.40	30.42	35.32	39.82	37.16	41.32	104.34	-21.45	54.77	84.79	432.49	170.20	45.74	46.52	45.93	42.55	40.81	40.98	34.15
Forecast-Load	1.7	1.9	1.9	1.8	1.7	1.8	1.7	1.3	1.2	1.4	0.9	0.0	-0.8	-1.0	-1.2	-1.3	-1.5	-0.7	-0.6	-0.4	0.3	1.0	1.2	1.6
Load	23.95	22.39	21.55	21.21	21.55	22.78	25.19	27.16	29.21	30.98	33.24	35.43	37.13	39.09	40.69	41.82	42.17	40.37	38.33	37.83	36.18	33.42	30.29	27.15



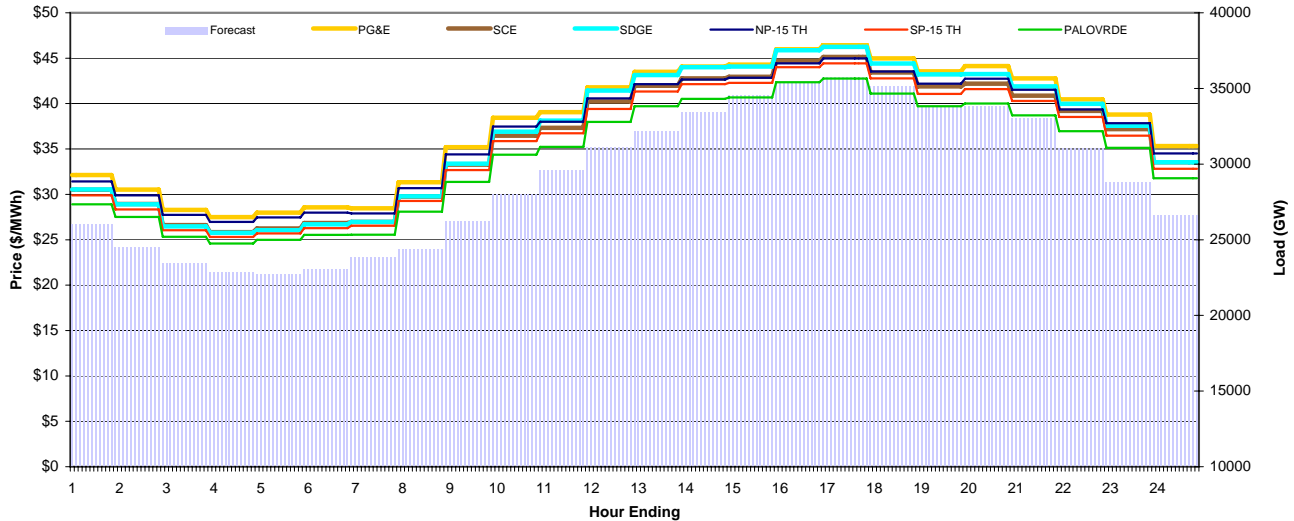
# CAISO Daily Report

## Saturday September 19, 2009

Price Color Codes: <=0 >=100 >=200

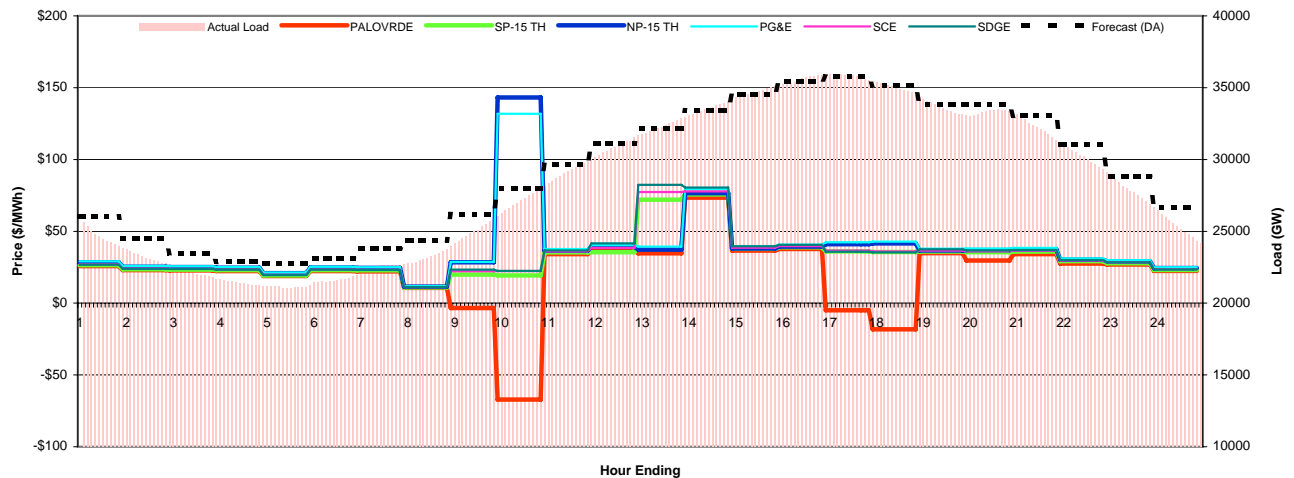
### Day-Ahead Prices and Cleared Load

	HE1	HE2	HE3	HE4	HE5	HE6	HE7	HE8	HE9	HE10	HE11	HE12	HE13	HE14	HE15	HE16	HE17	HE18	HE19	HE20	HE21	HE22	HE23	HE24
PG&E	32.13	30.53	28.29	27.49	27.99	28.57	28.46	31.33	35.20	38.44	39.06	41.78	43.49	44.09	44.29	45.98	46.50	44.99	43.56	44.13	42.78	40.47	38.79	35.32
SCE	30.51	28.95	26.62	25.84	26.25	26.84	26.97	29.76	33.27	36.46	37.33	40.23	41.96	42.78	42.94	44.69	45.14	43.43	41.90	42.20	40.88	39.20	37.19	33.54
SDGE	30.55	28.90	26.47	25.76	26.06	26.69	26.96	29.79	33.39	36.90	38.12	41.43	43.15	44.01	44.07	45.88	46.25	44.41	43.21	43.26	41.89	39.97	37.57	33.54
NP-15 TH	31.42	29.90	27.74	26.96	27.46	27.99	27.91	30.68	34.41	37.47	37.99	40.56	42.14	42.66	42.84	44.44	44.98	43.54	42.19	42.74	41.52	39.36	37.83	34.51
SP-15 TH	29.89	28.34	26.05	25.32	25.69	26.27	26.54	29.28	32.68	35.86	36.73	39.42	41.33	42.14	42.29	44.01	44.44	42.77	41.06	41.59	40.28	38.53	36.46	32.82
PALOV RDE	28.90	27.50	25.32	24.59	24.99	25.53	25.55	28.10	31.37	34.36	35.23	37.98	39.72	40.52	40.68	42.35	42.76	41.11	39.71	40.00	38.70	36.96	35.12	31.78
Forecast	26.0	24.5	23.5	22.9	22.7	23.1	23.8	24.4	26.2	28.0	29.6	31.1	32.2	33.4	34.6	35.4	35.8	35.2	33.8	33.8	33.0	31.0	28.8	26.6



### Preliminary Real-Time Prices with Forecasted and Actual System Load

	HE1	HE2	HE3	HE4	HE5	HE6	HE7	HE8	HE9	HE10	HE11	HE12	HE13	HE14	HE15	HE16	HE17	HE18	HE19	HE20	HE21	HE22	HE23	HE24
Palovrde	25.73	22.95	22.75	22.36	18.82	22.37	22.08	10.59	-3.38	-67.15	34.09	36.45	34.66	73.48	36.54	37.71	-4.95	-18.27	34.83	29.66	34.12	27.59	26.92	22.40
sp15	26.45	23.56	23.36	22.97	19.32	22.97	22.84	10.96	19.91	19.32	35.37	35.47	72.00	75.69	37.82	38.90	35.97	35.54	35.87	35.51	35.87	29.18	27.76	23.11
np15	28.48	25.37	25.15	24.67	20.85	24.75	24.52	11.55	28.40	143.19	36.57	39.15	37.25	76.59	38.02	39.35	41.03	41.54	36.68	36.88	37.36	30.21	29.10	24.44
pgae	29.08	25.87	25.64	25.16	21.29	25.29	25.02	11.82	28.71	131.86	37.66	40.36	39.34	79.26	39.33	40.74	42.40	42.84	37.87	38.06	38.49	31.07	29.87	25.01
sce	27.04	24.07	23.83	23.41	19.72	23.46	23.23	11.14	22.25	22.28	36.03	38.50	77.32	77.84	38.53	39.65	36.59	36.00	36.54	36.15	36.55	29.70	28.38	23.65
sdge	26.81	23.87	23.74	23.35	19.55	23.29	23.14	11.18	23.35	22.45	36.70	41.56	82.32	80.50	39.63	40.63	35.84	35.35	37.51	36.68	37.00	30.02	28.35	23.43
Forecast-Load	1.5	1.4	1.5	1.5	1.6	1.4	1.3	1.0	0.9	0.6	0.3	0.1	-0.3	-0.3	-0.2	-0.2	0.0	0.3	0.4	0.5	1.1	1.1	1.3	1.6
Load	24.51	23.05	22.02	21.34	21.13	21.65	22.55	23.35	25.25	27.39	29.36	31.06	32.44	33.71	34.80	35.66	35.73	34.82	33.46	33.32	31.98	29.89	27.54	25.06



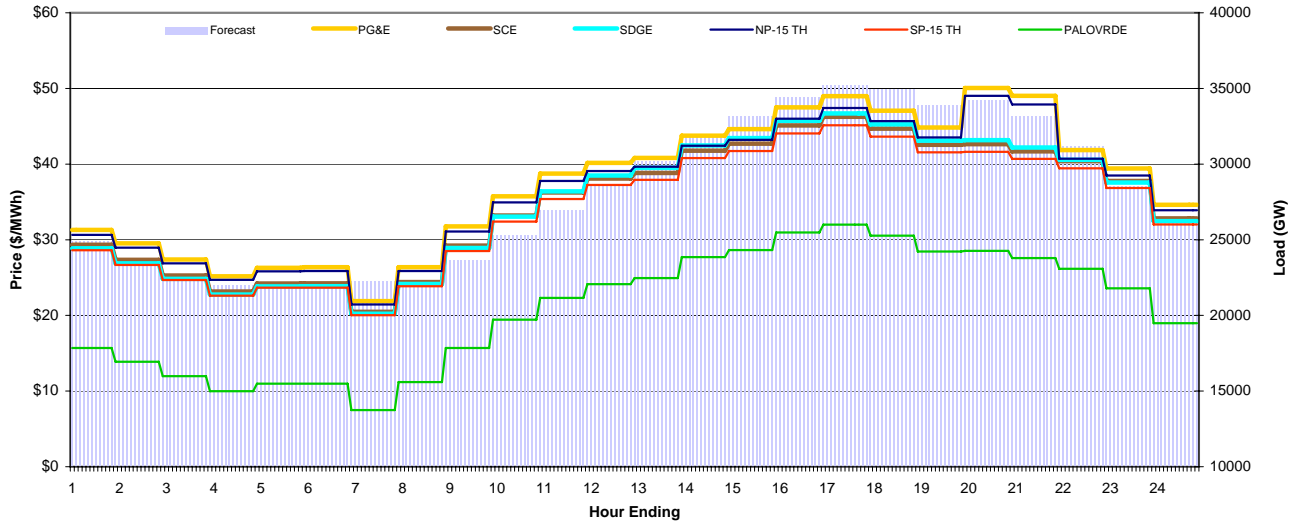
# CAISO Daily Report

Sunday September 20, 2009

Price Color Codes: <=0 >=100 >=200

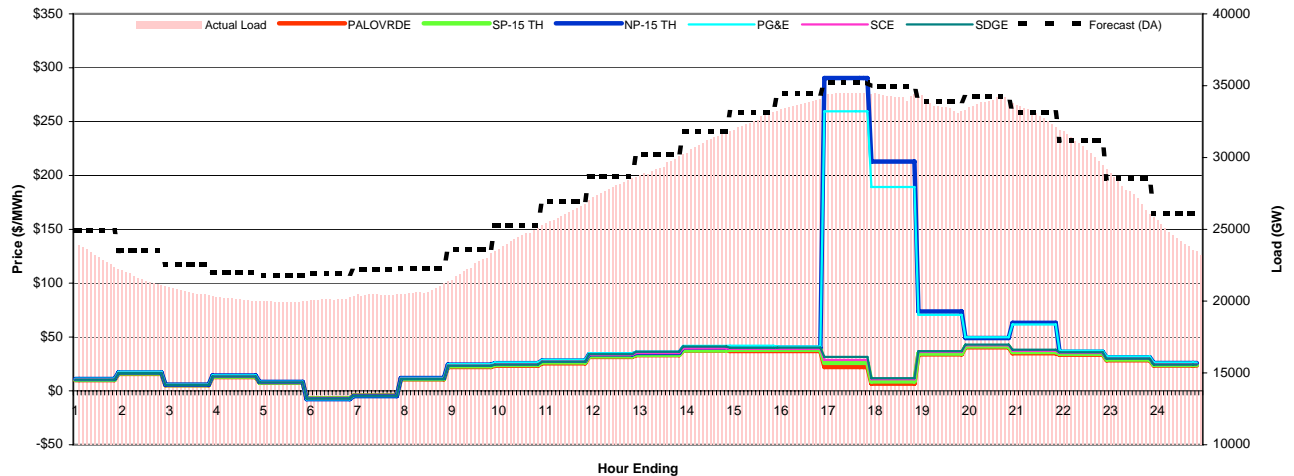
## Day-Ahead Prices and Cleared Load

	HE1	HE2	HE3	HE4	HE5	HE6	HE7	HE8	HE9	HE10	HE11	HE12	HE13	HE14	HE15	HE16	HE17	HE18	HE19	HE20	HE21	HE22	HE23	HE24
PG&E	31.31	29.53	27.38	25.16	26.29	26.37	21.88	26.38	31.76	35.74	38.75	40.16	40.82	43.75	44.63	47.50	48.98	47.06	44.83	50.06	49.03	41.85	39.41	34.62
SCE	29.33	27.35	25.28	23.16	24.21	24.23	20.48	24.41	29.23	33.21	36.25	38.09	38.83	41.78	42.69	45.12	46.25	44.69	42.56	42.64	41.68	40.40	37.76	32.83
SDGE	28.88	26.88	24.83	22.76	23.84	23.86	20.22	24.15	28.91	33.05	36.39	38.49	39.50	42.47	43.43	45.73	46.69	45.26	43.10	43.16	42.20	40.56	37.56	32.45
NP-15 TH	30.65	28.95	26.88	24.71	25.82	25.87	21.45	25.86	31.09	34.93	37.78	39.09	39.65	42.43	43.20	45.99	47.42	45.68	43.52	49.03	47.89	40.71	38.49	33.89
SP-15 TH	28.62	26.68	24.67	22.61	23.66	23.67	20.03	23.85	28.52	32.40	35.39	37.25	37.93	40.80	41.72	44.05	45.13	43.63	41.55	41.62	40.69	39.44	36.83	32.02
PALOVDRDE	15.69	13.88	11.98	9.98	10.98	10.98	7.48	11.19	15.69	19.43	22.31	24.13	24.93	27.71	28.63	30.96	31.99	30.53	28.45	28.53	27.58	26.17	23.57	18.98
Forecast	24.9	23.5	22.6	22.0	21.8	21.9	22.2	22.2	23.6	25.3	27.0	28.7	30.2	31.8	33.2	34.5	35.2	35.0	33.9	34.2	33.2	31.2	28.6	26.1



## Preliminary Real-Time Prices with Forecasted and Actual System Load

	HE1	HE2	HE3	HE4	HE5	HE6	HE7	HE8	HE9	HE10	HE11	HE12	HE13	HE14	HE15	HE16	HE17	HE18	HE19	HE20	HE21	HE22	HE23	HE24
Palovrde	10.04	15.81	5.27	12.87	7.58	-6.86	-4.35	10.76	22.17	23.33	25.64	31.48	33.17	37.33	36.97	37.11	22.20	6.80	33.90	40.38	35.01	33.56	28.47	23.59
sp15	10.38	16.28	5.42	13.21	7.78	-7.06	-4.48	11.04	22.99	24.06	26.54	32.07	33.44	37.59	38.22	38.28	26.09	8.82	34.74	41.29	36.19	34.48	29.23	24.15
np15	11.09	17.11	5.82	14.25	8.35	-7.60	-4.78	11.90	24.38	25.73	28.17	34.00	35.22	40.22	40.23	39.98	290.39	212.95	73.78	49.03	63.22	36.29	31.24	25.87
pgae	11.33	17.73	5.94	14.52	8.51	-7.74	-4.88	12.14	24.91	26.36	28.90	34.90	36.26	41.73	41.90	41.21	259.58	189.24	70.65	49.87	61.71	37.34	32.03	26.42
sce	10.61	16.64	5.53	13.48	7.94	-7.21	-4.57	11.29	23.55	24.64	27.17	33.36	35.07	39.46	39.01	39.03	28.65	10.71	36.18	42.23	37.18	35.22	29.89	24.73
sdge	10.53	16.52	5.49	13.37	7.89	-7.16	-4.54	11.16	23.31	24.46	27.16	34.12	36.35	41.13	39.96	40.13	31.48	11.80	36.95	43.02	38.17	35.80	29.94	24.47
Forecast-Load	1.9	2.1	2.0	1.9	1.8	1.8	1.8	1.4	1.0	0.7	0.7	0.6	0.7	0.5	0.4	0.6	0.8	0.7	0.5	0.3	0.4	0.9	1.5	2.0
Load	22.97	21.41	20.56	20.10	19.94	20.16	20.43	20.84	22.65	24.61	26.29	28.07	29.53	31.29	32.72	33.81	34.44	34.26	33.45	33.90	32.73	30.33	27.11	24.11



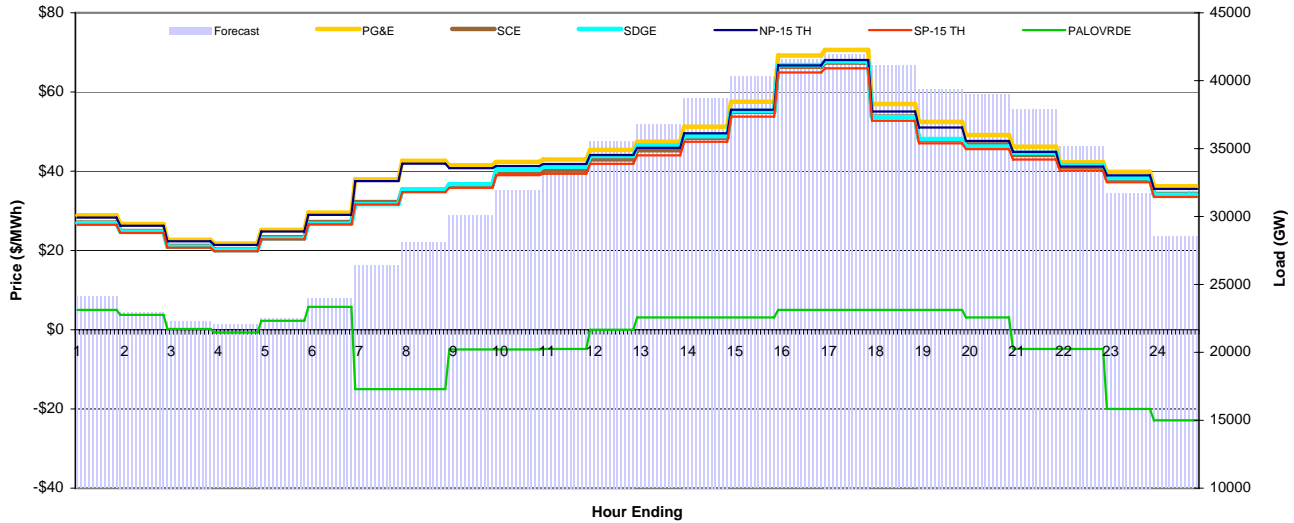
# CAISO Daily Report

## Monday September 21, 2009

Price Color Codes: <=0 >=100 >=200

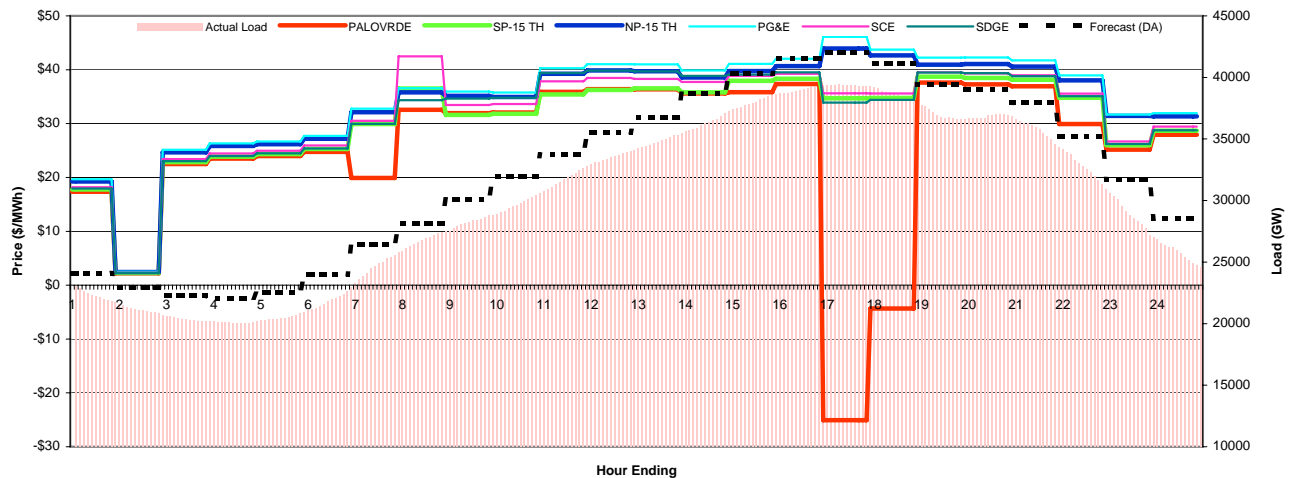
### Day-Ahead Prices and Cleared Load

	HE1	HE2	HE3	HE4	HE5	HE6	HE7	HE8	HE9	HE10	HE11	HE12	HE13	HE14	HE15	HE16	HE17	HE18	HE19	HE20	HE21	HE22	HE23	HE24
PG&E	28.85	26.68	22.69	21.74	25.20	29.54	37.95	42.64	41.50	42.34	42.95	45.39	47.46	51.26	57.54	69.21	70.64	56.96	52.47	49.13	46.19	42.28	39.85	36.23
SCE	27.06	24.92	21.16	20.21	23.32	27.18	32.21	35.32	36.47	39.66	40.19	42.99	45.31	48.44	54.98	66.37	67.45	53.79	47.90	46.75	44.13	41.08	38.04	34.28
SDGE	26.88	24.76	20.95	20.04	23.01	26.78	31.70	35.27	36.75	40.37	41.15	43.84	46.48	48.84	55.22	66.80	67.76	53.65	48.12	46.25	44.66	41.55	38.26	34.09
NP-15 TH	28.32	26.23	22.32	21.38	24.77	29.01	37.49	41.90	40.79	41.32	41.82	44.11	45.92	49.57	55.53	66.71	68.08	55.08	51.05	47.63	44.90	41.19	38.98	35.53
SP-15 TH	26.48	24.41	20.72	19.80	22.82	26.60	31.61	34.74	35.82	39.01	39.35	41.85	43.99	47.43	53.76	64.92	65.97	52.72	47.04	45.59	42.96	40.19	37.24	33.53
PALOVORDE	5.01	3.76	0.21	-0.69	2.24	5.77	-15.00	-15.00	-5.00	-5.00	-4.88	0.00	3.11	3.11	3.11	5.00	5.00	5.00	5.00	3.11	-4.88	-4.88	-19.99	-22.88
Forecast	24.1	23.0	22.3	22.1	22.5	24.0	26.4	28.1	30.1	32.0	33.7	35.5	36.8	38.7	40.3	41.6	42.0	41.1	39.4	39.0	37.9	35.2	31.7	28.5



### Preliminary Real-Time Prices with Forecasted and Actual System Load

	HE1	HE2	HE3	HE4	HE5	HE6	HE7	HE8	HE9	HE10	HE11	HE12	HE13	HE14	HE15	HE16	HE17	HE18	HE19	HE20	HE21	HE22	HE23	HE24
Palovrde	17.34	2.21	22.49	23.51	23.97	24.76	19.90	32.58	31.93	32.07	35.89	36.41	36.38	35.60	35.83	37.34	-25.07	-4.33	37.60	37.29	36.94	29.91	25.16	27.94
sp15	17.76	2.26	22.86	23.86	24.35	25.30	29.91	36.52	31.60	31.82	35.41	36.23	36.53	35.80	37.95	38.34	34.71	34.76	38.70	38.47	38.15	34.80	26.00	28.68
np15	19.25	2.44	24.67	25.86	26.18	27.19	32.10	35.82	35.16	34.93	39.24	39.86	39.73	38.55	39.75	40.67	43.94	42.65	40.94	41.05	40.58	38.04	31.42	31.34
pgae	19.66	2.49	25.13	26.32	26.69	27.73	32.76	36.58	35.94	35.78	40.28	41.03	40.99	39.88	41.10	42.05	46.11	43.73	42.24	42.29	41.74	38.96	31.68	31.95
sce	18.19	2.31	23.41	24.45	24.95	25.93	30.52	42.50	33.47	33.64	37.85	38.48	38.31	37.72	38.87	39.25	35.61	35.61	39.53	39.30	38.98	35.56	26.68	29.43
sdge	17.95	2.29	23.02	23.99	24.47	25.36	29.96	34.35	34.65	34.80	39.38	39.84	39.70	38.85	39.10	39.51	33.90	34.41	39.48	39.37	38.81	35.10	26.21	28.77
Forecast-Load	1.9	1.9	2.0	2.0	2.0	2.0	1.6	1.2	1.7	2.1	1.8	1.9	1.8	2.3	2.2	2.5	2.7	2.6	2.5	2.2	2.5	2.8	3.3	3.0
Load	22.22	21.03	20.30	20.10	20.55	22.06	24.87	26.92	28.38	29.88	31.94	33.63	34.93	36.47	38.10	39.04	39.32	38.47	36.86	36.82	35.44	32.33	28.46	25.52



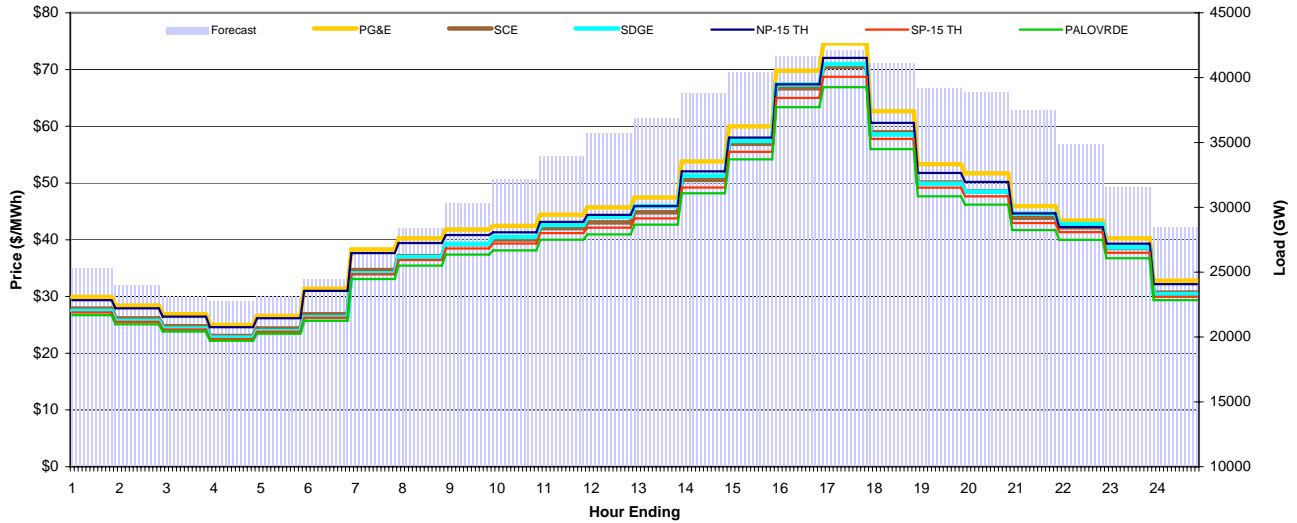
# CAISO Daily Report

## Tuesday September 22, 2009

Price Color Codes: <=0 >=100 >=200

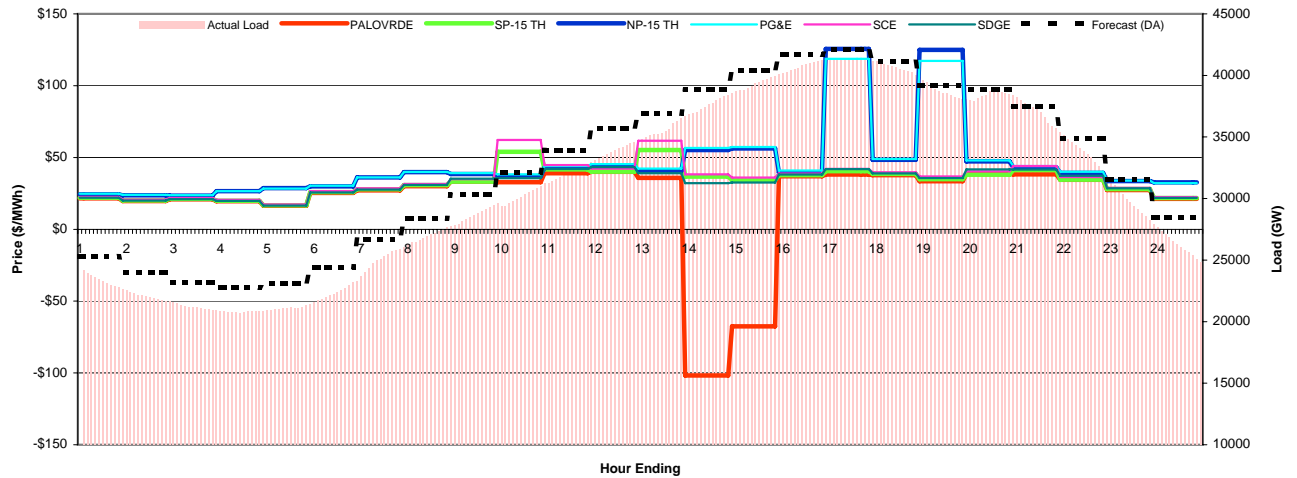
### Day-Ahead Prices and Cleared Load

	HE1	HE2	HE3	HE4	HE5	HE6	HE7	HE8	HE9	HE10	HE11	HE12	HE13	HE14	HE15	HE16	HE17	HE18	HE19	HE20	HE21	HE22	HE23	HE24
PG&E	29.91	28.39	26.86	24.98	26.59	31.36	38.29	40.25	41.82	42.45	44.42	45.72	47.47	53.80	59.97	69.80	74.62	62.67	53.32	51.71	45.93	43.39	40.24	32.81
SCE	27.85	26.15	24.75	23.02	24.36	26.88	34.64	37.11	39.21	40.03	42.04	43.06	44.84	50.55	56.90	66.70	70.46	58.95	50.09	48.53	43.88	42.20	38.56	30.67
SDGE	27.46	25.72	24.35	22.77	23.92	26.37	34.08	36.96	39.29	40.49	42.61	44.06	45.93	51.31	57.42	67.36	70.97	58.57	49.89	48.48	44.59	42.76	38.66	30.43
NP-15 TH	29.36	27.92	26.44	24.59	26.17	30.98	37.64	39.43	40.83	41.31	43.15	44.38	45.94	52.06	57.99	67.38	72.03	60.61	51.77	50.19	44.65	42.24	39.31	32.18
SP-15 TH	27.18	25.52	24.17	22.51	23.78	26.26	33.94	36.42	38.46	39.32	41.16	42.12	43.77	49.22	55.49	65.01	68.71	57.78	49.18	47.64	42.94	41.33	37.69	29.96
PALOVDRDE	26.70	25.09	23.82	22.18	23.45	25.73	33.09	35.45	37.38	38.13	40.01	40.95	42.65	48.19	54.17	63.36	66.89	55.99	47.67	46.20	41.72	40.00	36.76	29.35
Forecast	25.3	24.0	23.2	22.8	23.1	24.4	26.7	28.4	30.3	32.2	33.9	35.7	36.9	38.8	40.4	41.7	42.1	41.1	39.2	38.9	37.5	34.8	31.6	28.5



### Preliminary Real-Time Prices with Forecasted and Actual System Load

	HE1	HE2	HE3	HE4	HE5	HE6	HE7	HE8	HE9	HE10	HE11	HE12	HE13	HE14	HE15	HE16	HE17	HE18	HE19	HE20	HE21	HE22	HE23	HE24
Palovrde	21.53	19.70	20.87	19.61	16.42	25.36	27.14	30.03	33.26	32.78	39.05	40.08	35.85	-101.79	-67.56	36.94	38.16	37.76	33.45	38.47	38.30	34.51	27.38	21.27
sp15	22.02	20.11	21.22	19.94	16.74	25.85	27.86	30.85	33.20	54.02	41.68	40.14	55.22	36.75	34.35	37.73	40.51	38.63	34.95	38.09	41.30	34.63	27.99	21.81
np15	24.34	23.66	23.40	26.57	28.74	29.91	36.09	39.79	38.53	37.09	42.84	44.20	40.73	55.22	56.32	39.54	125.59	48.36	124.97	47.33	43.03	39.32	33.64	32.70
pgae	24.79	23.97	23.76	26.53	28.34	30.32	36.17	39.97	39.15	38.30	44.06	45.42	42.26	56.69	57.32	40.92	118.70	48.99	117.29	48.00	44.04	40.05	33.88	32.11
sce	22.61	20.67	21.80	20.52	17.30	26.54	28.55	31.59	34.93	62.19	44.67	42.28	61.70	38.28	36.09	38.78	42.07	39.74	36.79	40.42	44.03	36.42	28.91	22.43
sdge	22.01	20.02	21.05	19.81	16.59	25.65	27.68	30.96	35.30	35.54	42.08	43.30	39.04	32.10	32.62	38.15	41.90	38.94	35.75	41.75	41.61	37.30	28.55	21.93
Forecast-Load	2.1	2.1	2.0	2.0	2.0	1.9	1.4	1.3	1.5	1.8	1.7	1.6	1.1	1.0	1.0	0.8	0.8	0.7	0.7	0.5	0.8	1.5	2.3	2.5
Load	23.25	21.94	21.11	20.79	21.16	22.55	25.29	27.12	28.83	30.38	32.26	34.09	35.76	37.83	39.47	40.88	41.30	40.43	38.51	38.41	36.64	33.28	29.28	25.95



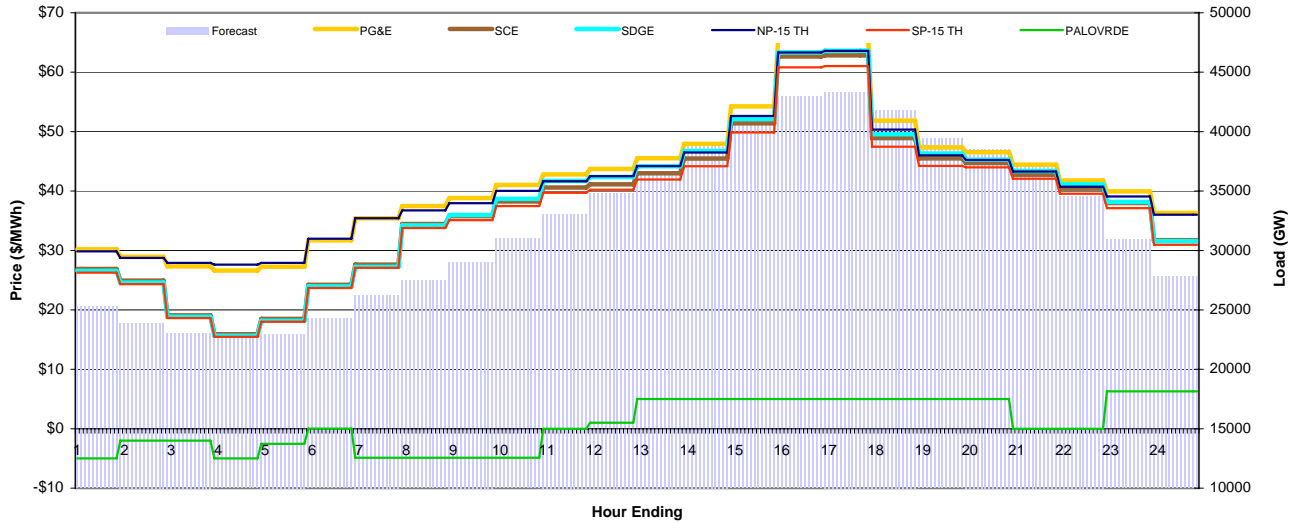
# CAISO Daily Report

## Wednesday September 23, 2009

Price Color Codes: <=0 >=100 >=200

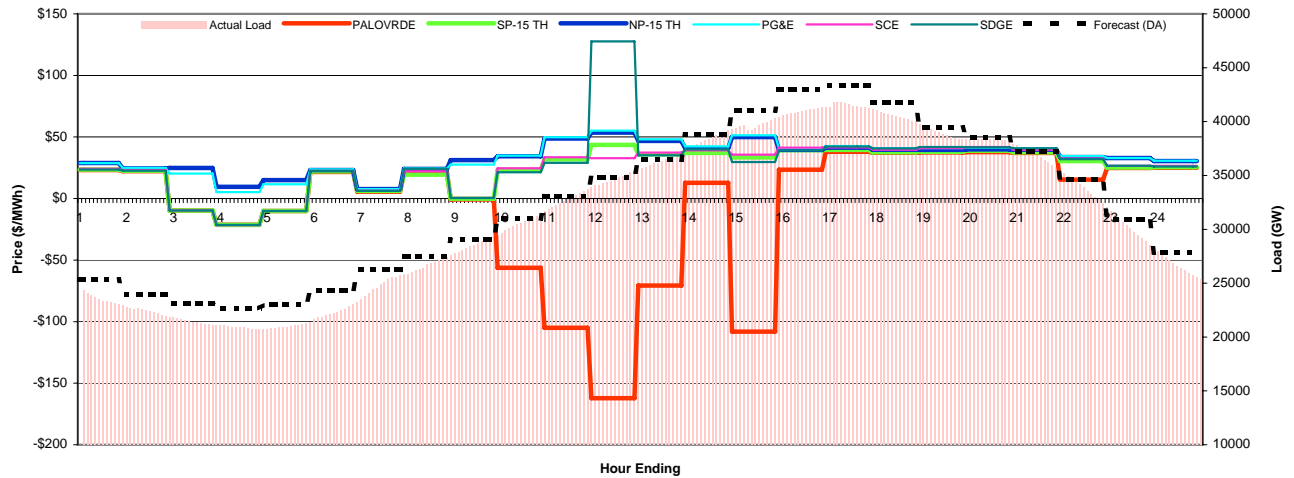
### Day-Ahead Prices and Cleared Load

	HE1	HE2	HE3	HE4	HE5	HE6	HE7	HE8	HE9	HE10	HE11	HE12	HE13	HE14	HE15	HE16	HE17	HE18	HE19	HE20	HE21	HE22	HE23	HE24
PG&E	30.21	28.93	27.33	26.61	27.26	31.70	35.42	37.48	38.83	41.03	42.79	43.73	45.51	47.95	54.25	65.45	65.64	51.85	47.36	46.55	44.44	41.78	39.94	36.33
SCE	26.90	24.93	19.08	15.90	18.48	24.23	27.63	34.45	35.78	38.26	40.59	41.13	43.00	45.46	51.39	62.64	62.84	48.91	45.49	44.73	42.75	40.41	37.99	31.75
SDGE	26.57	24.60	18.83	15.63	18.18	23.96	27.25	34.23	35.96	38.69	41.70	42.37	44.17	46.74	52.11	63.35	63.61	49.55	46.30	45.29	43.38	41.14	38.18	31.59
NP-15 TH	29.86	28.74	27.90	27.62	27.92	31.97	35.43	36.75	37.96	40.03	41.64	42.52	44.20	46.49	52.64	63.33	63.58	50.35	46.02	45.22	43.28	40.73	39.08	36.00
SP-15 TH	26.26	24.34	18.61	15.46	18.00	23.70	27.07	33.79	35.09	37.46	39.71	40.22	41.94	44.18	49.86	60.82	61.02	47.46	44.23	44.00	42.07	39.55	37.13	30.96
PALOVPRDE	-4.99	-2.00	-2.00	-4.99	-2.54	0.01	-4.88	-4.88	-4.88	-4.88	0.00	1.00	5.00	5.00	5.00	5.00	5.00	5.00	5.00	5.00	0.00	0.00	6.30	6.30
Forecast	25.3	23.9	23.1	22.7	23.0	24.3	26.2	27.5	29.0	31.0	33.1	34.9	36.4	38.8	41.0	43.0	43.4	41.8	39.4	38.5	37.2	34.6	30.9	27.8



### Preliminary Real-Time Prices with Forecasted and Actual System Load

	HE1	HE2	HE3	HE4	HE5	HE6	HE7	HE8	HE9	HE10	HE11	HE12	HE13	HE14	HE15	HE16	HE17	HE18	HE19	HE20	HE21	HE22	HE23	HE24
Palovrde	23.13	22.29	-9.77	-21.27	-10.12	21.60	5.62	20.90	-0.73	-56.27	-104.98	-162.24	-70.64	12.73	-108.16	23.36	37.92	37.21	37.48	37.66	37.05	15.30	24.91	25.02
sp15	23.54	22.61	-9.72	-21.43	-10.14	22.17	6.24	19.33	-0.06	23.16	31.92	43.51	35.85	37.12	33.38	39.28	39.49	37.62	38.03	38.94	37.54	30.43	25.18	25.55
np15	28.87	24.39	24.82	9.52	15.00	23.13	7.63	24.07	31.18	34.27	48.74	53.61	46.82	40.83	49.96	39.58	41.39	39.66	39.58	39.96	39.71	33.67	32.89	30.48
pgae	28.71	24.79	20.28	5.18	11.59	23.62	7.66	24.44	27.53	34.88	49.86	55.07	48.15	42.44	51.33	40.99	42.61	40.76	40.94	41.17	40.80	34.51	32.87	30.67
sce	24.14	23.18	-9.64	-21.65	-10.15	22.45	6.40	22.06	0.56	24.55	33.57	32.78	37.32	39.09	35.68	41.31	41.56	39.62	41.00	41.82	39.70	32.46	26.53	26.47
sdge	23.57	22.58	-9.74	-21.39	-10.12	22.49	6.30	24.17	0.36	21.27	28.94	127.64	35.05	39.87	29.68	39.06	42.30	40.70	41.82	41.67	40.81	32.02	26.70	26.04
Forecast-Load	1.9	1.6	1.7	1.8	1.9	1.8	1.2	0.6	0.3	0.2	0.0	0.0	-0.1	0.2	1.2	1.9	1.9	1.5	0.7	0.3	0.7	1.2	1.3	1.5
Load	23.42	22.27	21.33	20.83	21.07	22.48	25.05	26.87	28.73	30.83	33.04	34.86	36.59	38.60	39.80	41.06	41.46	40.30	38.72	38.23	36.49	33.40	29.61	26.32



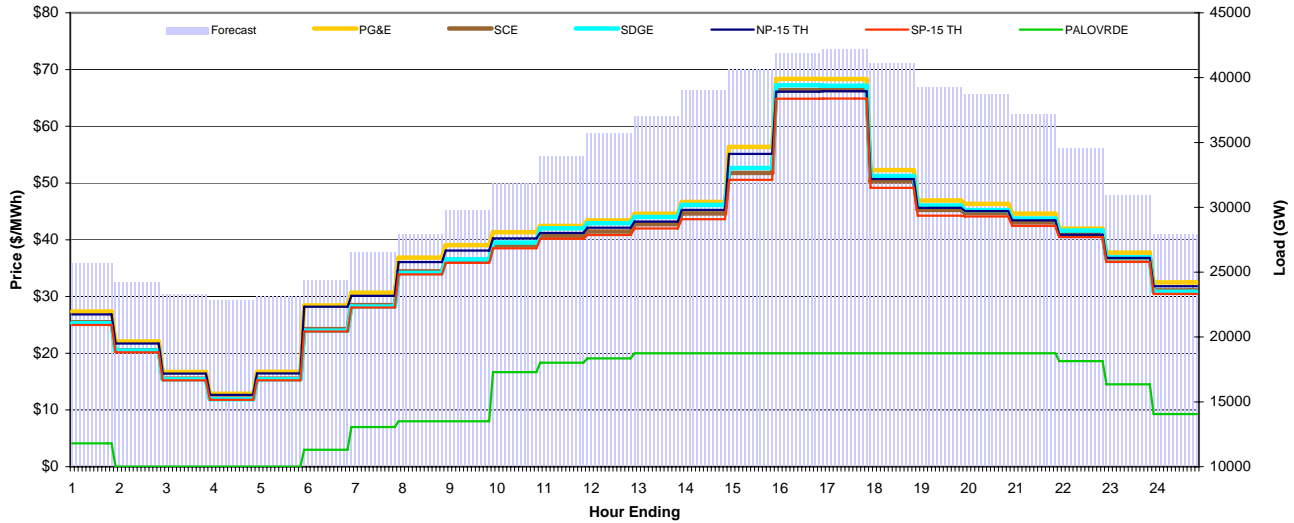
# CAISO Daily Report

## Thursday September 24, 2009

Price Color Codes: <=0 >=100 >=200

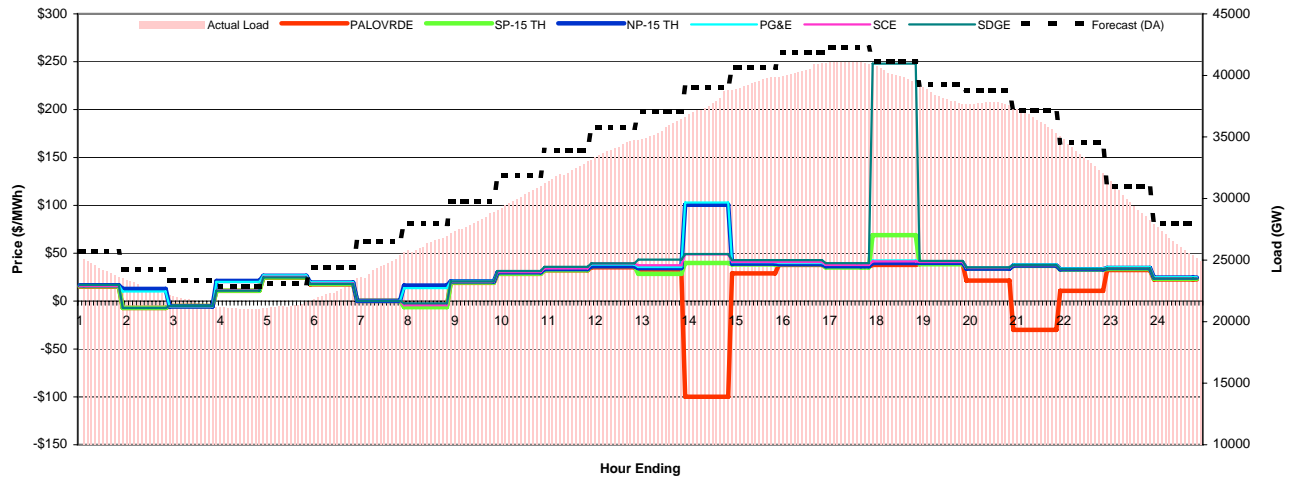
### Day-Ahead Prices and Cleared Load

	HE1	HE2	HE3	HE4	HE5	HE6	HE7	HE8	HE9	HE10	HE11	HE12	HE13	HE14	HE15	HE16	HE17	HE18	HE19	HE20	HE21	HE22	HE23	HE24
PG&E	27.35	22.09	16.69	12.87	16.73	28.42	30.69	36.84	39.06	41.33	42.45	43.40	44.59	46.67	56.37	68.36	68.34	52.27	46.93	46.34	44.61	41.96	37.73	32.49
SCE	25.46	20.53	15.50	12.00	15.50	24.26	28.49	34.42	36.45	39.02	40.73	41.45	42.75	44.65	51.77	66.34	66.37	50.30	45.27	44.73	43.06	40.97	36.74	31.08
SDGE	25.30	20.47	15.39	11.91	15.40	23.98	28.24	34.15	36.54	39.49	42.01	42.91	44.03	46.13	52.64	67.22	67.15	51.24	46.06	45.24	43.75	41.63	36.90	30.81
NP-15 TH	26.86	21.71	16.42	12.66	16.45	28.18	30.11	36.05	38.08	40.24	41.20	42.12	43.19	45.27	55.12	66.10	66.18	50.71	45.62	45.06	43.42	40.90	36.81	31.81
SP-15 TH	24.97	20.17	15.22	11.78	15.22	23.81	28.05	33.90	35.93	38.49	40.17	40.83	41.99	43.64	50.57	64.85	64.88	49.14	44.24	44.09	42.44	40.47	36.10	30.47
PALOVPRDE	4.13	0.00	0.00	0.00	0.00	3.00	6.99	8.00	8.00	16.67	18.33	19.10	20.00	20.00	20.00	20.00	20.00	20.00	20.00	20.00	20.00	18.60	14.51	9.27
Forecast	25.7	24.3	23.3	22.9	23.1	24.4	26.5	27.9	29.8	31.8	33.9	35.7	37.0	39.0	40.6	41.9	42.2	41.1	39.3	38.8	37.2	34.6	30.9	27.9



### Preliminary Real-Time Prices with Forecasted and Actual System Load

	HE1	HE2	HE3	HE4	HE5	HE6	HE7	HE8	HE9	HE10	HE11	HE12	HE13	HE14	HE15	HE16	HE17	HE18	HE19	HE20	HE21	HE22	HE23	HE24
Palovrde	15.06	-7.09	-5.09	10.72	24.39	17.50	0.15	-4.38	19.14	28.44	32.12	35.30	33.04	-99.94	29.03	37.88	35.81	37.75	39.22	21.46	-30.00	10.69	32.53	22.61
sp15	15.64	-7.06	-5.20	10.98	24.84	17.99	0.16	-6.24	19.38	28.69	32.23	36.71	28.39	39.83	38.38	38.46	35.18	68.93	38.56	33.95	36.76	32.76	33.59	23.32
np15	16.54	12.70	-5.58	21.05	26.54	19.40	0.16	16.27	20.57	30.10	33.55	36.56	34.44	100.66	39.14	38.67	36.52	39.88	40.01	34.00	37.18	33.24	34.68	24.57
pgae	16.84	10.03	-5.66	20.07	27.02	19.77	0.17	13.56	21.10	30.96	34.61	38.16	35.67	103.06	40.58	39.88	37.82	42.53	41.31	35.06	38.15	34.16	35.57	25.10
sce	15.82	-7.05	-5.30	11.29	25.38	18.38	0.16	-4.22	20.29	30.38	34.18	39.24	37.57	48.80	41.04	40.81	37.74	41.57	40.77	34.57	37.44	33.44	34.40	23.89
sdge	16.96	-7.07	-5.20	10.96	24.84	17.95	0.16	-2.28	20.62	31.46	35.89	39.49	43.26	49.18	42.76	42.84	39.74	248.02	41.97	35.15	37.67	33.42	34.16	23.60
Forecast-Load	1.5	1.7	1.8	1.8	1.8	1.8	1.8	1.5	1.5	1.5	1.5	1.5	1.2	1.1	1.1	1.3	1.2	1.3	1.2	1.1	1.1	1.6	1.7	2.0
Load	24.17	22.55	21.52	21.05	21.36	22.66	24.70	26.47	28.27	30.39	32.40	34.24	35.83	37.91	39.54	40.54	40.99	39.82	38.06	37.67	36.07	32.94	29.25	25.97





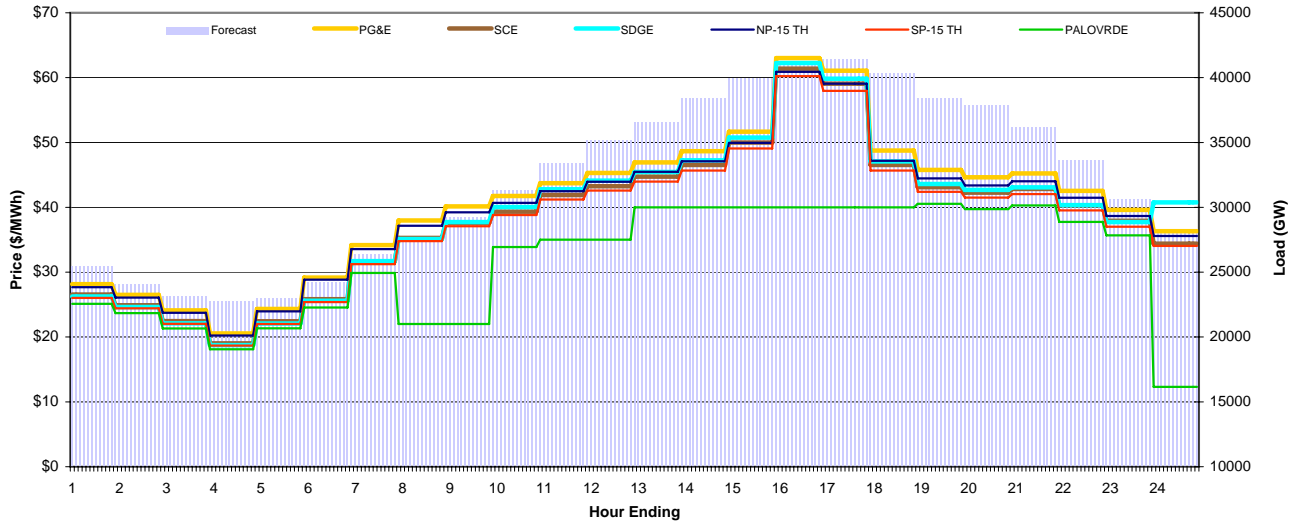
# CAISO Daily Report

## Friday September 25, 2009

Price Color Codes: <=0 >=100 >=200

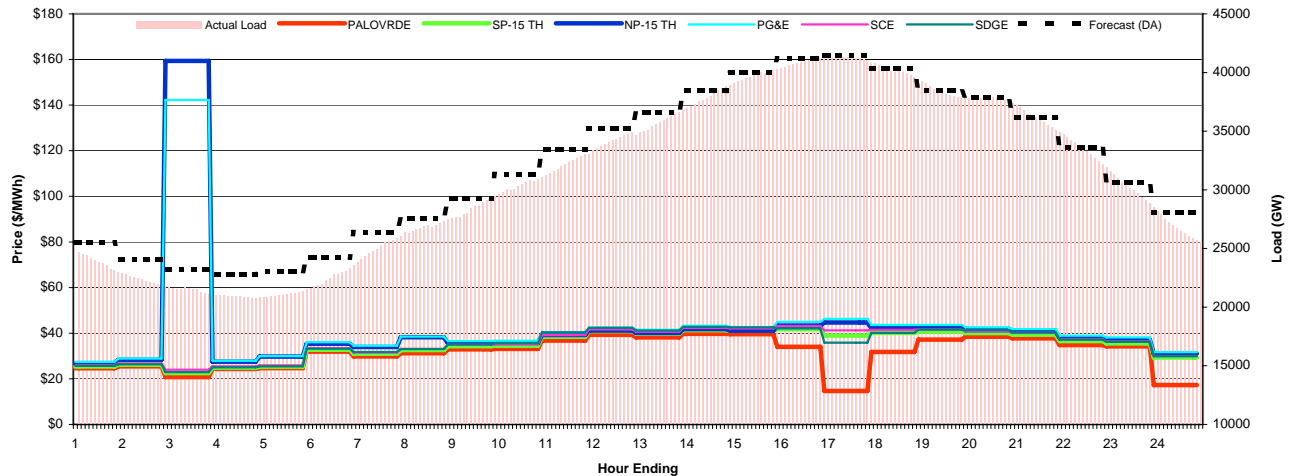
### Day-Ahead Prices and Cleared Load

	HE1	HE2	HE3	HE4	HE5	HE6	HE7	HE8	HE9	HE10	HE11	HE12	HE13	HE14	HE15	HE16	HE17	HE18	HE19	HE20	HE21	HE22	HE23	HE24
PG&E	28.15	26.51	24.11	20.55	24.33	29.16	34.18	37.98	40.14	41.75	43.71	45.31	46.94	48.66	51.66	63.01	61.08	48.75	45.78	44.63	45.23	42.53	39.60	36.33
SCE	26.55	24.89	22.44	19.03	22.44	25.84	31.66	35.27	37.60	39.34	41.89	43.26	44.74	46.54	49.99	61.38	59.06	46.53	43.10	42.26	42.84	40.32	37.93	34.40
SDGE	26.24	24.62	22.11	18.76	22.09	25.59	31.70	35.11	37.74	40.04	42.79	44.13	45.45	47.26	50.76	62.26	59.83	47.08	43.60	42.69	43.07	40.34	37.74	40.76
NP-15 TH	27.68	26.09	23.75	20.24	23.97	28.85	33.55	37.17	39.23	40.68	42.50	43.94	45.46	47.10	49.93	60.88	59.06	47.18	44.47	43.37	44.03	41.49	38.67	35.57
SP-15 TH	26.03	24.42	22.03	18.68	22.02	25.40	31.23	34.80	37.09	38.81	41.21	42.59	43.97	45.68	49.07	60.23	57.97	45.68	42.38	41.51	42.05	39.53	37.01	34.05
PALOVPRDE	25.12	23.68	21.33	18.11	21.34	24.54	29.89	22.00	22.00	33.88	35.00	35.00	40.00	40.00	40.00	40.00	40.00	40.00	40.54	39.72	40.28	37.75	35.68	12.31
Forecast	25.5	24.1	23.2	22.7	23.0	24.2	26.4	27.5	29.3	31.3	33.4	35.2	36.6	38.4	40.0	41.2	41.4	40.3	38.4	37.9	36.2	33.6	30.6	28.1



### Preliminary Real-Time Prices with Forecasted and Actual System Load

	HE1	HE2	HE3	HE4	HE5	HE6	HE7	HE8	HE9	HE10	HE11	HE12	HE13	HE14	HE15	HE16	HE17	HE18	HE19	HE20	HE21	HE22	HE23	HE24
Palovrde	24.61	25.49	20.78	24.33	24.70	31.91	29.84	31.21	32.89	33.09	36.76	39.31	38.18	39.73	39.55	34.05	14.69	31.75	37.20	38.42	37.72	34.78	34.26	17.28
sp15	25.36	26.14	22.49	24.89	25.33	32.78	31.01	32.59	34.32	34.53	38.48	40.90	39.84	41.33	41.13	41.76	38.91	40.12	40.68	40.04	39.35	36.56	35.52	29.32
np15	26.87	28.37	159.39	27.48	29.73	35.39	33.97	38.20	35.66	35.73	39.20	41.18	40.13	41.78	41.14	43.35	44.70	42.14	42.22	41.30	40.60	37.92	37.25	31.01
pgae	27.39	28.90	142.24	27.89	29.92	36.03	34.49	38.51	36.57	36.69	40.38	42.51	41.52	43.29	42.74	44.99	46.28	43.64	43.61	42.58	41.78	38.95	38.19	31.70
sce	25.93	26.72	24.02	25.45	25.91	33.48	31.51	33.13	34.95	35.15	39.16	41.65	40.62	42.27	42.12	43.14	41.25	41.47	41.67	40.85	40.16	37.35	36.39	30.00
sdge	25.68	26.39	22.96	25.05	25.50	33.20	31.80	33.07	35.05	35.64	40.38	42.40	41.18	42.76	42.56	42.10	35.85	40.12	41.59	41.32	40.34	37.20	36.22	29.90
Forecast-Load	1.7	1.8	1.8	1.8	1.8	1.5	1.1	0.6	0.6	0.8	1.0	0.8	0.5	0.3	0.1	0.2	0.3	0.4	0.2	0.2	0.3	0.5	0.8	1.6
Load	23.77	22.21	21.41	20.90	21.18	22.74	25.26	26.96	28.62	30.52	32.42	34.36	36.02	38.16	39.86	40.97	41.17	39.99	38.23	37.72	35.84	33.13	29.78	26.49



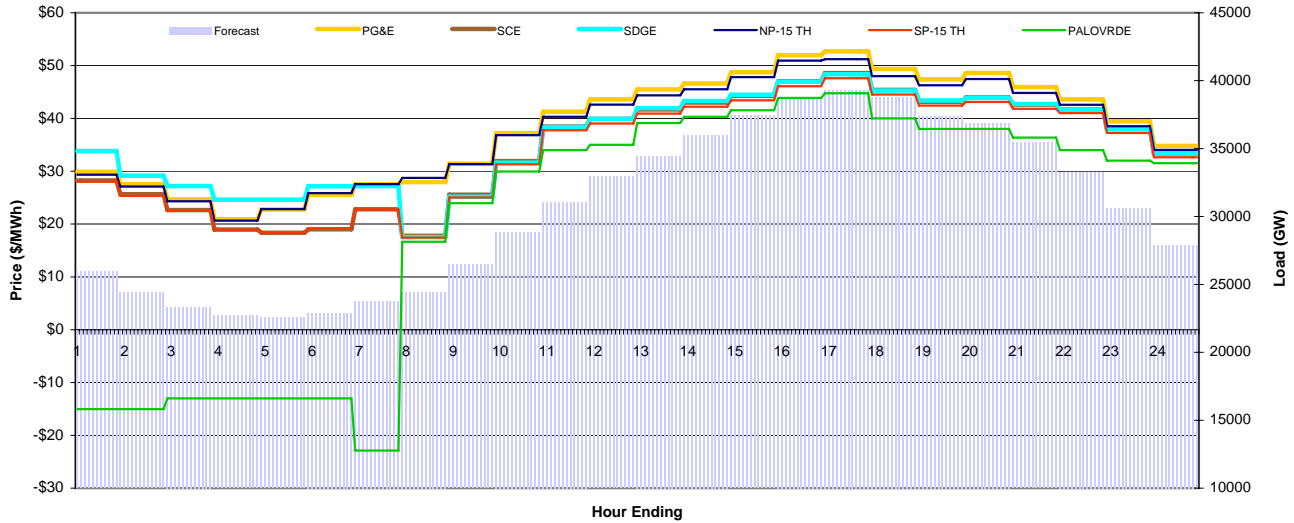
# CAISO Daily Report

## Saturday September 26, 2009

Price Color Codes: <=0 >=100 >=200

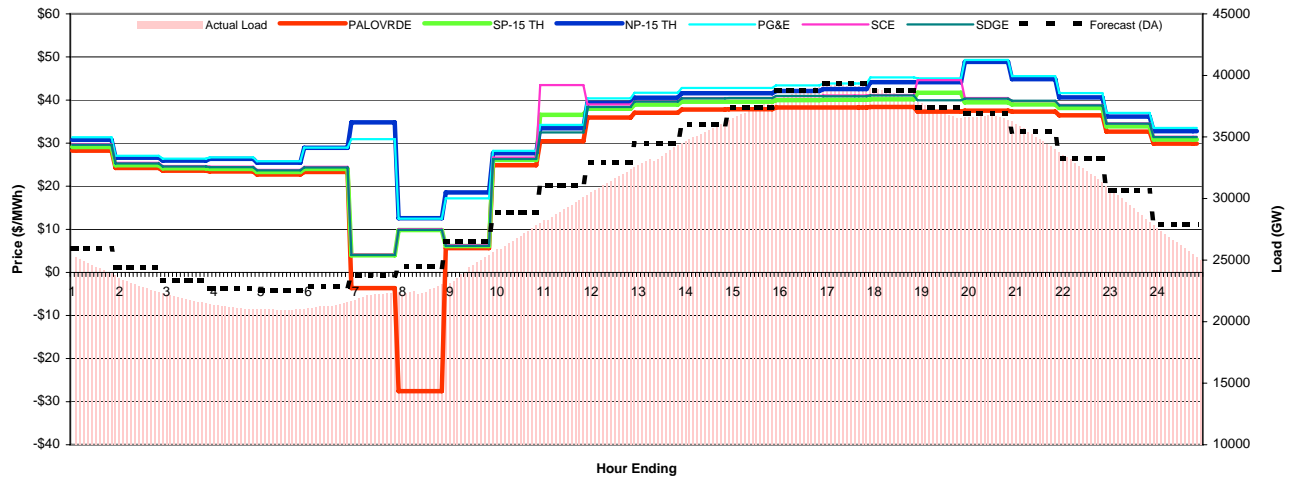
### Day-Ahead Prices and Cleared Load

	HE1	HE2	HE3	HE4	HE5	HE6	HE7	HE8	HE9	HE10	HE11	HE12	HE13	HE14	HE15	HE16	HE17	HE18	HE19	HE20	HE21	HE22	HE23	HE24
PG&E	29.89	27.56	24.69	20.92	22.78	25.52	27.56	27.96	31.43	37.21	41.27	43.62	45.50	46.61	48.76	51.98	52.71	49.36	47.41	48.62	45.94	43.60	39.45	34.79
SCE	28.24	25.64	22.66	18.95	18.35	19.00	22.79	17.78	25.55	31.92	38.45	39.91	41.70	43.00	44.28	47.03	48.58	45.39	43.17	43.96	42.62	41.69	38.01	33.30
SDGE	33.83	29.16	27.21	24.62	24.62	27.17	27.21	17.52	25.17	31.60	38.36	39.91	41.93	43.30	44.48	46.94	48.38	45.28	43.41	43.87	42.72	41.57	38.01	33.35
NP-15 TH	29.33	27.11	24.31	20.64	22.85	25.85	27.56	28.74	31.36	36.82	40.32	42.61	44.38	45.51	47.83	50.95	51.21	48.01	46.29	47.45	44.83	42.58	38.52	34.05
SP-15 TH	28.04	25.36	22.52	18.93	18.36	19.15	22.76	17.45	25.05	31.31	37.78	39.03	40.93	42.22	43.44	46.10	47.60	44.52	42.43	43.12	41.82	41.01	37.26	32.65
PALOVPRDE	-15.02	-15.02	-13.02	-13.02	-13.02	-13.02	-22.88	16.66	23.96	29.96	34.00	35.00	39.12	40.30	41.54	43.90	44.76	40.00	38.00	38.00	36.37	34.00	32.00	31.51
Forecast	25.9	24.4	23.3	22.7	22.6	22.9	23.8	24.4	26.5	28.9	31.1	32.9	34.5	36.0	37.4	38.7	39.3	38.8	37.4	36.9	35.5	33.3	30.6	27.9



### Preliminary Real-Time Prices with Forecasted and Actual System Load

	HE1	HE2	HE3	HE4	HE5	HE6	HE7	HE8	HE9	HE10	HE11	HE12	HE13	HE14	HE15	HE16	HE17	HE18	HE19	HE20	HE21	HE22	HE23	HE24
Palovrde	28.26	24.25	23.61	23.42	22.73	23.33	-3.64	-27.58	5.64	24.88	30.44	35.95	37.05	37.80	37.86	38.27	38.26	38.37	37.32	37.53	37.30	36.46	32.66	29.88
sp15	29.12	24.87	24.17	24.01	23.30	24.02	3.96	9.82	6.11	26.09	36.57	37.97	38.93	39.63	39.61	40.00	40.05	40.18	41.68	39.46	38.98	38.15	33.90	30.87
np15	30.78	26.61	25.95	26.34	25.48	28.92	34.81	12.56	18.57	27.65	33.44	39.35	40.54	41.60	41.58	42.12	42.56	44.16	44.13	48.85	44.86	40.63	36.15	32.80
pgae	31.38	27.07	26.38	26.69	25.82	28.96	30.91	12.48	17.18	28.23	34.23	40.40	41.68	42.82	42.80	43.41	43.85	45.27	45.03	49.29	45.57	41.61	37.01	33.52
sce	29.79	25.42	24.67	24.52	23.79	24.52	4.13	10.01	6.30	26.64	43.46	38.99	39.74	40.46	40.46	40.92	41.06	41.16	44.61	40.46	39.78	38.88	34.60	31.49
sdge	29.62	25.28	24.59	24.43	23.68	24.35	4.06	9.87	6.16	26.32	32.49	38.39	39.64	40.41	40.46	40.96	40.88	41.07	39.93	40.34	39.84	38.77	34.53	31.41
Forecast-Load	1.6	1.6	1.6	1.6	1.6	1.5	1.6	1.8	1.9	1.8	1.7	1.3	0.8	0.3	0.0	0.0	0.2	0.4	0.5	0.4	0.7	1.2	1.6	1.8
Load	24.38	22.75	21.71	21.10	20.97	21.35	22.21	22.60	24.63	27.06	29.37	31.68	33.66	35.65	37.42	38.74	39.11	38.34	36.92	36.53	34.70	32.07	29.02	26.06



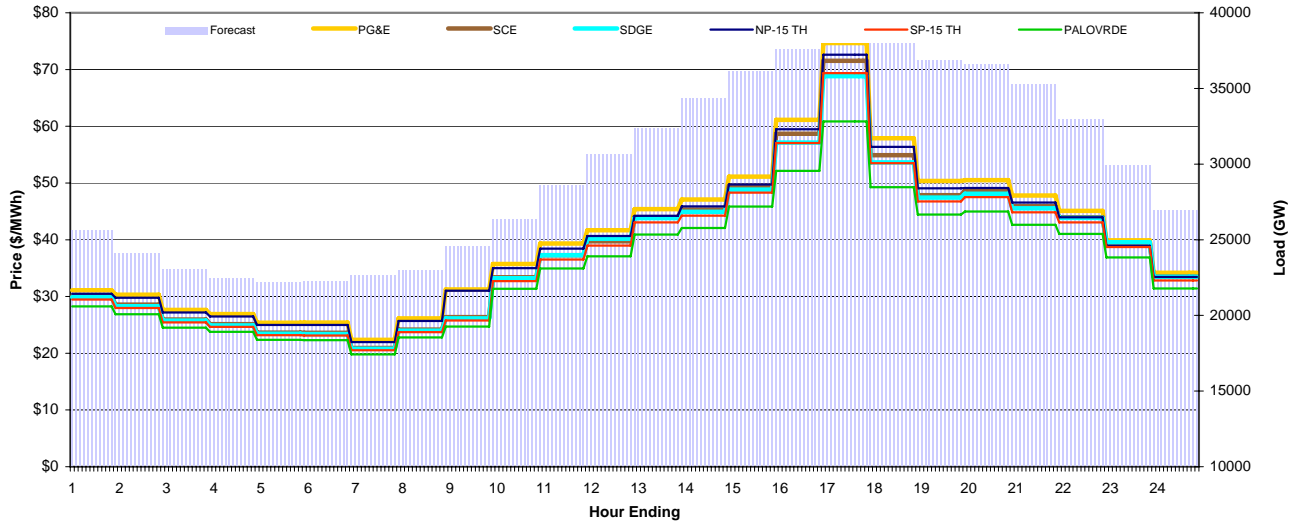
# CAISO Daily Report

Sunday September 27, 2009

Price Color Codes: <=0 >=100 >=200

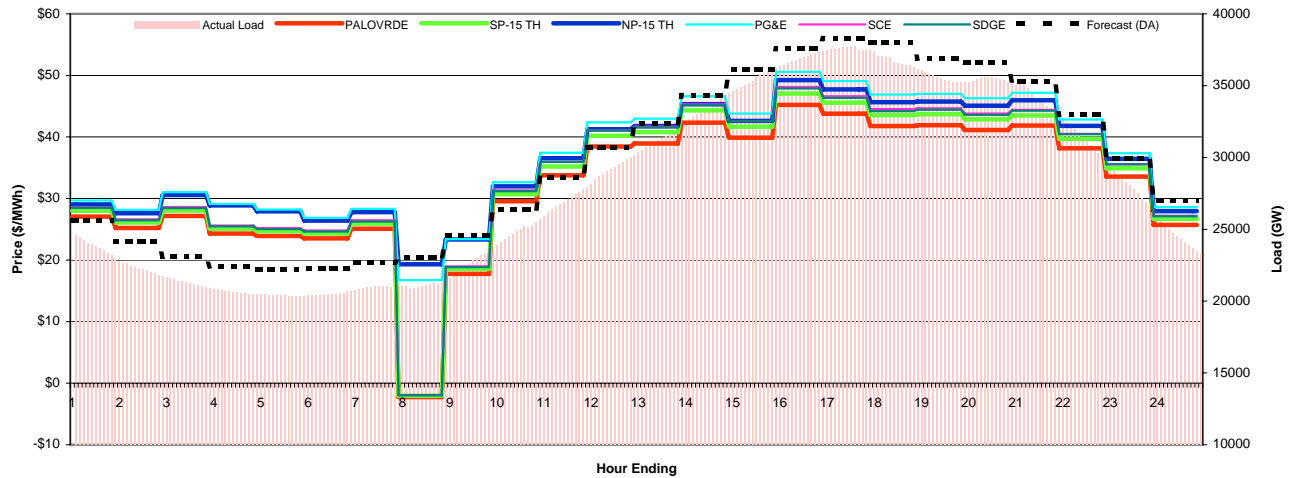
## Day-Ahead Prices and Cleared Load

	HE1	HE2	HE3	HE4	HE5	HE6	HE7	HE8	HE9	HE10	HE11	HE12	HE13	HE14	HE15	HE16	HE17	HE18	HE19	HE20	HE21	HE22	HE23	HE24
PG&E	31.11	30.31	27.63	26.91	25.38	25.40	22.35	26.14	31.26	35.72	39.35	41.67	45.41	47.09	51.12	61.14	74.67	57.89	50.37	50.50	47.80	45.09	39.92	34.18
SCE	30.06	28.56	25.95	25.13	23.62	23.59	20.92	24.17	26.35	33.38	37.27	39.74	43.99	45.32	49.53	58.67	71.55	54.90	47.85	48.71	45.92	43.96	39.49	33.51
SDGE	29.88	28.27	25.75	24.90	23.42	23.38	20.78	23.97	26.15	33.22	37.28	40.17	43.83	44.93	48.84	57.14	68.82	53.63	47.43	48.12	45.55	43.85	39.58	33.46
NP-15 TH	30.49	29.79	27.18	26.48	24.98	24.99	21.98	25.68	31.02	34.99	38.42	40.66	44.21	45.87	49.75	59.47	72.62	56.36	49.07	49.12	46.55	43.96	38.94	33.44
SP-15 TH	29.48	27.99	25.45	24.64	23.17	23.14	20.54	23.70	25.79	32.70	36.52	38.97	43.06	44.24	48.32	57.06	69.37	53.48	46.76	47.52	44.82	43.05	38.73	32.84
PALOVDRDE	28.26	26.88	24.50	23.78	22.37	22.30	19.80	22.80	24.70	31.36	34.94	37.08	40.93	42.06	45.84	52.14	60.85	49.27	44.43	44.99	42.63	41.04	36.89	31.43
Forecast	25.6	24.1	23.1	22.4	22.2	22.3	22.7	23.0	24.6	26.4	28.6	30.7	32.4	34.3	36.1	37.6	38.3	38.0	36.9	36.6	35.3	33.0	30.0	27.0



## Preliminary Real-Time Prices with Forecasted and Actual System Load

	HE1	HE2	HE3	HE4	HE5	HE6	HE7	HE8	HE9	HE10	HE11	HE12	HE13	HE14	HE15	HE16	HE17	HE18	HE19	HE20	HE21	HE22	HE23	HE24
Palovrde	27.05	25.22	27.16	24.32	23.92	23.54	25.09	-2.26	17.76	29.56	33.76	38.46	38.95	42.32	39.87	45.20	43.77	41.79	41.92	41.12	41.84	38.16	33.58	25.72
sp15	28.01	26.11	28.06	25.12	24.69	24.30	25.92	-2.04	18.57	30.72	35.21	40.19	40.80	44.34	41.66	47.05	45.56	43.54	43.70	42.87	43.50	39.71	34.91	26.70
np15	29.04	27.62	30.57	28.89	27.93	26.42	27.80	19.33	23.35	31.98	36.54	41.27	41.78	45.34	42.61	49.23	47.73	45.66	45.76	45.09	45.97	41.79	36.46	27.96
pgae	29.68	28.15	31.04	29.12	28.21	26.86	28.33	16.74	23.39	32.66	37.43	42.37	42.98	46.62	43.80	50.59	49.09	46.90	47.00	46.31	47.19	42.85	37.35	28.60
sce	28.55	26.63	28.62	25.62	25.18	24.79	26.46	-1.92	18.99	31.32	35.96	41.07	41.67	45.29	42.58	48.13	46.60	44.53	44.66	43.81	44.40	40.50	35.57	27.20
sdge	28.49	26.47	28.43	25.47	25.03	24.64	26.26	-1.96	18.85	31.19	35.95	41.05	41.55	45.17	42.55	47.89	46.36	44.19	44.43	43.60	44.27	40.46	35.57	27.12
Forecast-Load	1.9	2.0	1.9	1.8	1.8	1.7	1.7	1.9	1.7	1.4	1.4	1.3	1.0	0.8	0.6	0.6	0.7	1.4	1.5	1.2	1.4	2.0	2.4	2.7
Load	23.70	22.14	21.19	20.60	20.38	20.52	20.97	21.14	22.86	25.00	27.16	29.42	31.44	33.58	35.58	36.99	37.55	36.58	35.44	35.39	33.90	30.98	27.54	24.23



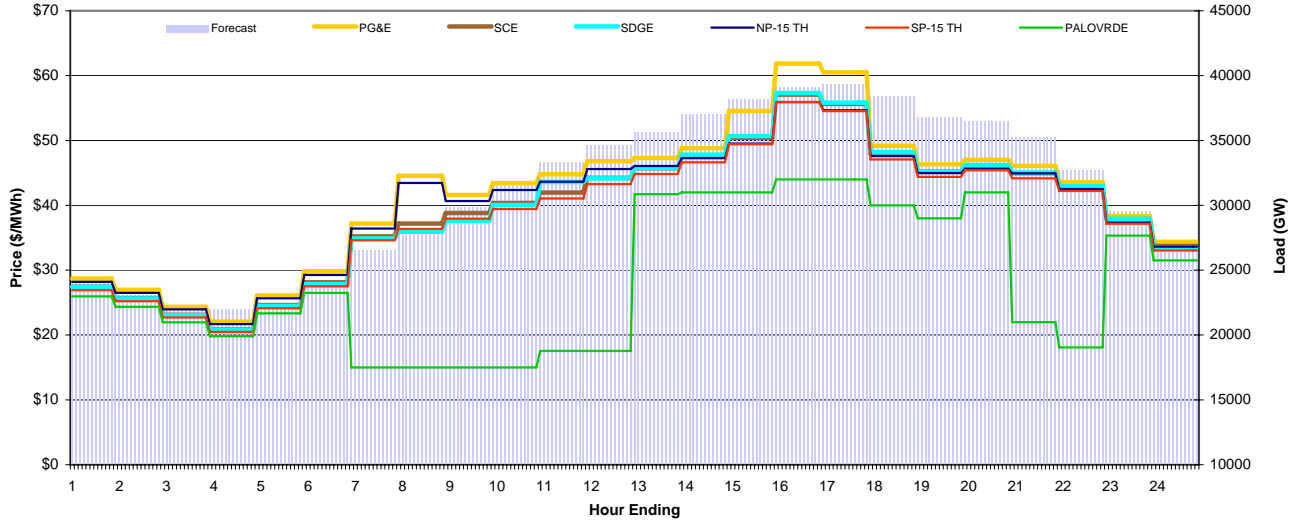
# CAISO Daily Report

## Monday September 28, 2009

Price Color Codes: <=0 >=100 >=200

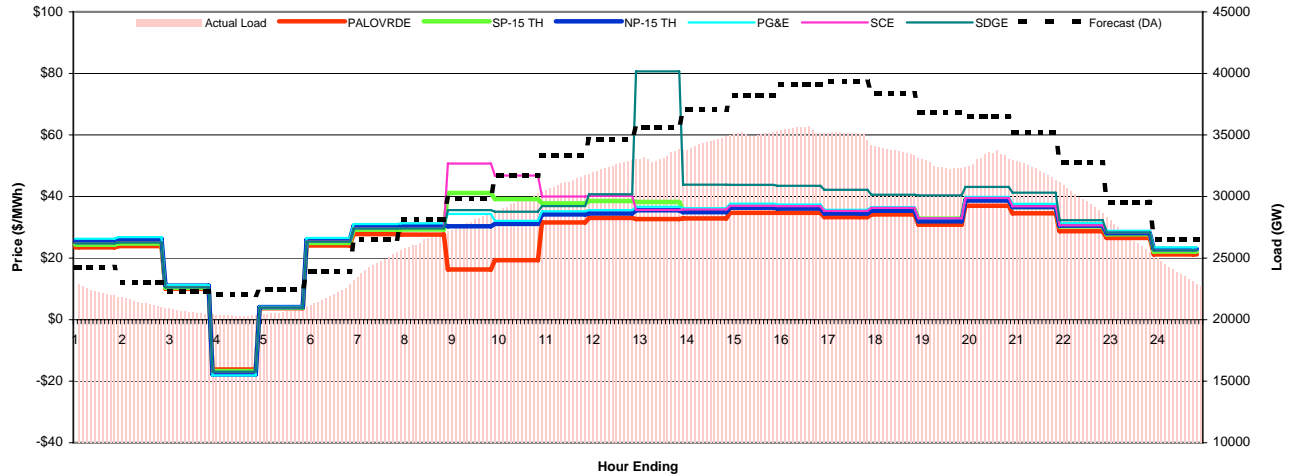
### Day-Ahead Prices and Cleared Load

	HE1	HE2	HE3	HE4	HE5	HE6	HE7	HE8	HE9	HE10	HE11	HE12	HE13	HE14	HE15	HE16	HE17	HE18	HE19	HE20	HE21	HE22	HE23	HE24
PG&E	28.73	26.97	24.36	22.05	26.11	29.84	37.19	44.55	41.61	43.43	44.79	46.81	47.31	48.81	54.54	61.85	60.51	49.18	46.30	47.04	46.10	43.56	38.33	34.37
SCE	27.43	25.71	23.13	20.86	24.63	28.12	35.21	37.19	38.81	40.38	41.98	44.24	45.71	47.59	50.41	57.06	55.63	47.95	45.15	46.20	44.95	42.91	37.88	33.72
SDGE	27.40	25.63	23.03	20.78	24.47	27.86	34.89	35.92	37.61	40.06	43.59	44.16	45.76	47.82	50.69	57.31	55.84	48.18	45.24	46.22	45.05	42.94	37.93	33.49
NP-15 TH	28.19	26.49	23.95	21.69	25.67	29.26	36.42	43.44	40.67	42.38	43.66	45.59	46.07	49.52	55.94	54.65	47.61	44.98	45.65	44.94	42.51	37.34	33.63	
SP-15 TH	26.91	25.22	22.69	20.48	24.14	27.51	34.62	36.38	37.94	39.42	41.07	43.28	44.83	46.63	49.41	55.92	54.53	47.08	44.39	45.39	44.18	42.21	37.16	33.03
PALOVPRDE	25.96	24.35	21.96	19.82	23.34	26.51	15.00	15.00	15.00	15.00	17.55	17.55	41.72	42.00	42.00	44.00	44.00	40.00	38.00	42.00	21.99	18.09	35.34	31.51
Forecast	24.3	23.0	22.3	22.0	22.4	23.9	26.5	28.2	29.9	31.7	33.3	34.7	35.6	37.1	38.2	39.1	39.3	38.4	36.8	36.5	35.2	32.7	29.6	26.5



### Preliminary Real-Time Prices with Forecasted and Actual System Load

	HE1	HE2	HE3	HE4	HE5	HE6	HE7	HE8	HE9	HE10	HE11	HE12	HE13	HE14	HE15	HE16	HE17	HE18	HE19	HE20	HE21	HE22	HE23	HE24
Palovrde	23.49	23.89	10.02	-16.17	3.74	24.09	27.81	27.66	16.30	19.34	31.59	33.05	32.68	32.86	34.69	34.71	33.28	34.16	30.84	37.02	34.53	28.73	26.54	21.17
sp15	24.35	24.72	10.36	-16.71	3.87	24.91	29.26	29.28	41.17	39.19	37.78	38.57	38.25	35.56	36.72	36.61	35.11	35.95	32.85	39.09	36.56	30.29	27.73	22.11
np15	25.77	26.27	11.07	-17.80	4.10	25.98	30.45	30.73	30.33	31.12	34.17	34.51	35.56	34.91	36.35	36.11	34.48	35.38	31.97	38.69	36.60	30.53	28.13	22.94
pgae	26.31	26.79	11.28	-18.14	4.18	26.53	31.09	31.29	34.32	32.09	35.20	35.60	36.70	36.22	37.67	37.40	35.69	36.58	33.01	39.89	37.62	31.30	28.89	23.46
sce	24.80	25.18	10.56	-17.02	3.94	25.39	29.74	29.78	50.70	46.81	40.02	40.22	35.65	35.82	36.99	36.89	35.33	36.34	32.91	39.52	36.85	30.68	28.24	22.51
sdge	24.76	25.11	10.50	-16.94	3.92	25.33	29.62	29.65	35.59	35.05	36.89	40.75	80.65	43.85	43.80	43.49	42.20	40.58	40.37	43.13	41.27	32.32	28.33	22.48
Forecast-Load	2.0	1.8	1.7	1.7	1.7	1.7	1.7	1.6	1.7	1.9	2.1	2.1	2.3	2.5	3.1	3.7	4.4	4.8	4.4	3.2	3.3	3.3	3.2	2.9
Load	22.23	21.26	20.56	20.32	20.71	22.21	24.82	26.58	28.16	29.77	31.29	32.59	33.31	34.52	35.12	35.41	34.92	33.58	32.42	33.23	31.94	29.40	26.32	23.57



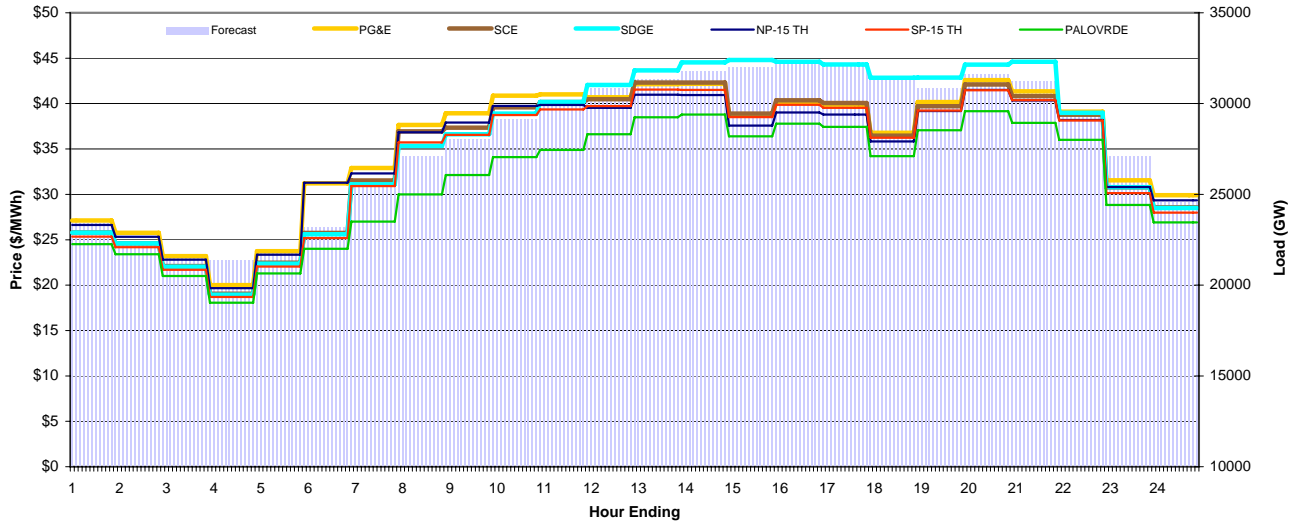
# CAISO Daily Report

## Tuesday September 29, 2009

Price Color Codes: <=0 >=100 >=200

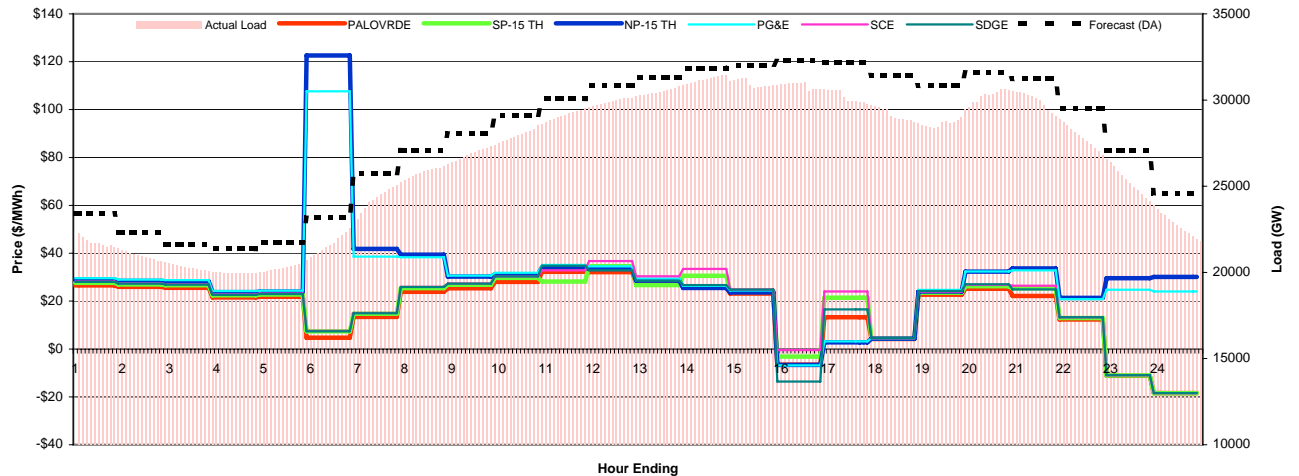
### Day-Ahead Prices and Cleared Load

	HE1	HE2	HE3	HE4	HE5	HE6	HE7	HE8	HE9	HE10	HE11	HE12	HE13	HE14	HE15	HE16	HE17	HE18	HE19	HE20	HE21	HE22	HE23	HE24
PG&E	27.12	25.77	23.19	20.00	23.75	31.22	32.91	37.64	38.94	40.87	41.01	40.69	42.15	42.17	38.70	40.16	39.89	36.77	40.17	42.57	41.34	39.11	31.54	29.91
SCE	25.81	24.61	22.09	19.05	22.47	25.75	31.52	36.94	37.34	39.59	40.17	40.49	42.32	42.32	38.90	40.36	40.05	36.47	39.70	42.10	40.81	38.77	30.77	28.58
SDGE	25.78	24.60	22.03	18.95	22.36	25.61	31.11	35.34	36.63	38.89	40.19	42.05	43.66	44.53	44.79	44.60	44.31	42.85	42.86	44.29	44.60	38.98	30.79	28.50
NP-15 TH	26.63	25.33	22.81	19.67	23.35	31.29	32.31	36.84	37.91	39.75	39.86	39.52	40.97	40.94	37.57	39.03	38.79	35.83	39.18	41.51	40.34	38.18	30.80	29.35
SP-15 TH	25.35	24.17	21.70	18.70	22.04	25.19	30.92	35.72	36.55	38.74	39.35	39.73	41.54	41.50	38.51	39.86	39.53	36.23	39.23	41.48	40.38	38.15	30.14	27.99
PALOVDRDE	24.52	23.41	21.00	18.06	21.29	24.00	27.00	30.00	32.13	34.10	34.90	36.63	38.50	38.79	36.40	37.79	37.44	34.21	37.06	39.15	37.87	36.00	28.83	26.91
Forecast	23.4	22.3	21.6	21.4	21.8	23.2	25.7	27.1	28.1	29.1	30.1	30.9	31.3	31.8	32.0	32.3	32.1	31.4	30.8	31.6	31.2	29.5	27.1	24.6



### Preliminary Real-Time Prices with Forecasted and Actual System Load

	HE1	HE2	HE3	HE4	HE5	HE6	HE7	HE8	HE9	HE10	HE11	HE12	HE13	HE14	HE15	HE16	HE17	HE18	HE19	HE20	HE21	HE22	HE23	HE24
Palovrde	26.57	25.95	25.58	21.55	21.84	4.70	13.43	23.87	25.38	28.06	32.23	32.09	27.68	25.98	23.19	-6.51	13.25	4.21	22.69	25.18	22.17	12.33	-11.19	-18.43
sp15	27.66	26.99	26.62	22.44	22.73	7.36	14.75	25.45	26.85	29.72	28.19	34.57	26.72	30.56	24.33	-3.18	21.45	4.34	23.50	26.24	25.38	12.94	-11.06	-18.45
np15	29.03	28.47	28.28	23.78	23.94	122.61	41.78	39.41	30.25	31.12	34.07	33.43	28.56	25.49	23.65	-6.66	2.76	4.33	24.05	32.32	33.64	21.39	29.58	30.14
pgae	29.59	28.99	28.77	24.20	24.38	107.66	38.57	38.31	30.63	31.84	35.12	34.52	29.48	26.40	24.44	-6.88	3.18	4.46	24.67	32.41	32.85	20.82	24.79	24.06
sce	28.15	27.46	27.10	22.85	23.15	7.57	15.09	25.96	27.38	30.32	32.85	36.74	30.39	33.46	24.93	-0.41	24.02	4.42	23.96	26.80	26.45	13.23	-10.96	-18.45
sdge	28.05	27.30	26.91	22.66	22.98	7.42	14.94	25.88	27.32	30.34	34.81	32.87	28.51	26.70	24.84	-13.58	16.52	4.50	24.22	27.04	24.93	13.30	-10.95	-18.43
Forecast-Load	1.7	1.5	1.4	1.4	1.4	1.3	1.2	1.2	1.1	1.0	0.8	0.9	0.8	0.6	1.1	1.5	2.1	2.5	2.0	1.3	1.5	2.0	2.2	2.1
Load	21.66	20.83	20.20	19.95	20.37	21.91	24.52	25.93	26.99	28.10	29.23	29.99	30.56	31.21	30.91	30.77	30.03	28.98	28.77	30.34	29.70	27.47	24.86	22.52



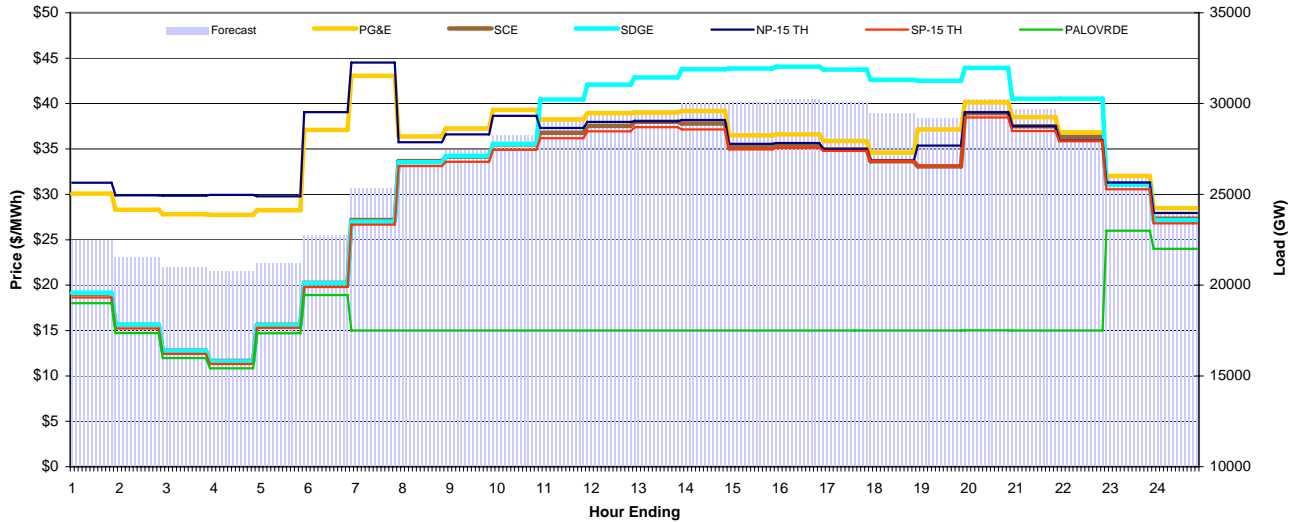
# CAISO Daily Report

## Wednesday September 30, 2009

Price Color Codes: <=0 >=100 >=200

### Day-Ahead Prices and Cleared Load

	HE1	HE2	HE3	HE4	HE5	HE6	HE7	HE8	HE9	HE10	HE11	HE12	HE13	HE14	HE15	HE16	HE17	HE18	HE19	HE20	HE21	HE22	HE23	HE24
PG&E	30.09	28.31	27.81	27.74	28.25	37.10	43.06	36.37	37.25	39.30	38.26	38.94	39.02	39.17	36.49	36.60	35.88	34.59	37.16	40.14	38.50	36.83	32.02	28.47
SCE	19.07	15.62	12.77	11.65	15.63	20.25	27.17	33.66	34.16	35.51	36.77	37.54	38.01	37.81	35.20	35.38	34.97	33.65	33.08	38.95	37.50	36.32	31.15	27.31
SDGE	19.15	15.64	12.76	11.60	15.57	20.21	26.99	33.54	34.23	35.55	40.44	42.08	42.88	43.78	43.86	44.06	43.75	42.62	42.51	43.94	40.51	40.54	31.07	27.14
NP-15 TH	31.28	29.89	29.86	29.94	29.79	39.06	44.53	35.74	36.60	38.65	37.31	37.98	38.05	38.19	35.56	35.66	34.96	33.70	35.38	39.04	37.51	35.93	31.30	27.95
SP-15 TH	18.64	15.24	12.42	11.32	15.29	19.79	26.67	33.12	33.59	34.91	36.19	36.95	37.40	37.15	34.94	35.12	34.79	33.66	33.17	38.46	36.97	35.85	30.55	26.80
PALOVDRDE	18.00	14.71	11.96	10.85	14.70	18.91	15.00	15.00	15.00	15.00	15.00	15.00	15.00	15.00	15.00	15.00	15.00	15.00	15.00	15.01	15.00	15.00	26.00	24.00
Forecast	22.5	21.5	21.0	20.8	21.2	22.7	25.3	26.7	27.4	28.3	29.1	29.5	29.6	30.0	30.1	30.3	30.1	29.5	29.2	30.2	29.7	28.2	26.0	23.9



### Preliminary Real-Time Prices with Forecasted and Actual System Load

	HE1	HE2	HE3	HE4	HE5	HE6	HE7	HE8	HE9	HE10	HE11	HE12	HE13	HE14	HE15	HE16	HE17	HE18	HE19	HE20	HE21	HE22	HE23	HE24
Palovrde	-23.83	22.59	18.94	-10.61	-39.96	-6.10	11.84	21.33	21.52	23.43	30.09	31.33	15.33	26.00	24.69	25.09	24.39	14.74	21.58	35.63	31.91	30.73	28.88	25.47
sp15	-23.70	23.02	19.36	-10.48	-39.97	-5.62	12.62	23.86	24.22	23.58	28.45	30.77	88.15	56.74	25.62	25.99	25.87	15.37	22.45	37.26	33.41	32.19	29.95	26.29
np15	51.50	33.76	38.35	38.32	38.29	46.85	38.32	37.81	38.19	38.71	37.18	35.82	28.12	26.46	25.79	26.31	25.83	15.40	22.57	37.46	33.88	32.91	30.54	27.33
pgae	42.00	32.96	36.37	31.73	27.19	39.99	35.39	36.43	36.88	37.99	37.00	35.93	19.62	24.22	26.68	27.18	26.63	15.88	23.28	38.70	34.95	33.86	31.38	27.98
sce	-23.62	23.54	19.89	-10.34	-40.38	-5.47	12.95	24.74	25.17	24.92	35.81	38.29	108.93	66.18	26.29	26.71	26.70	15.72	22.97	38.07	34.10	32.83	30.59	26.84
sdge	-23.62	23.56	19.80	-10.37	-40.34	-5.54	12.92	23.51	23.91	25.46	34.67	36.43	49.91	41.80	26.78	27.18	26.70	15.82	23.11	38.34	34.19	32.98	30.59	26.72
Forecast-Load	1.7	1.4	1.3	1.6	1.8	1.8	1.7	1.4	1.0	0.7	0.5	0.2	-0.1	-0.2	-0.3	-0.2	0.0	0.3	0.1	-0.5	-0.4	0.1	0.8	1.4
Load	20.82	20.07	19.70	19.22	19.46	20.97	23.65	25.21	26.40	27.58	28.60	29.29	29.68	30.22	30.42	30.42	30.08	29.19	29.12	30.71	30.06	28.10	25.29	22.51

