

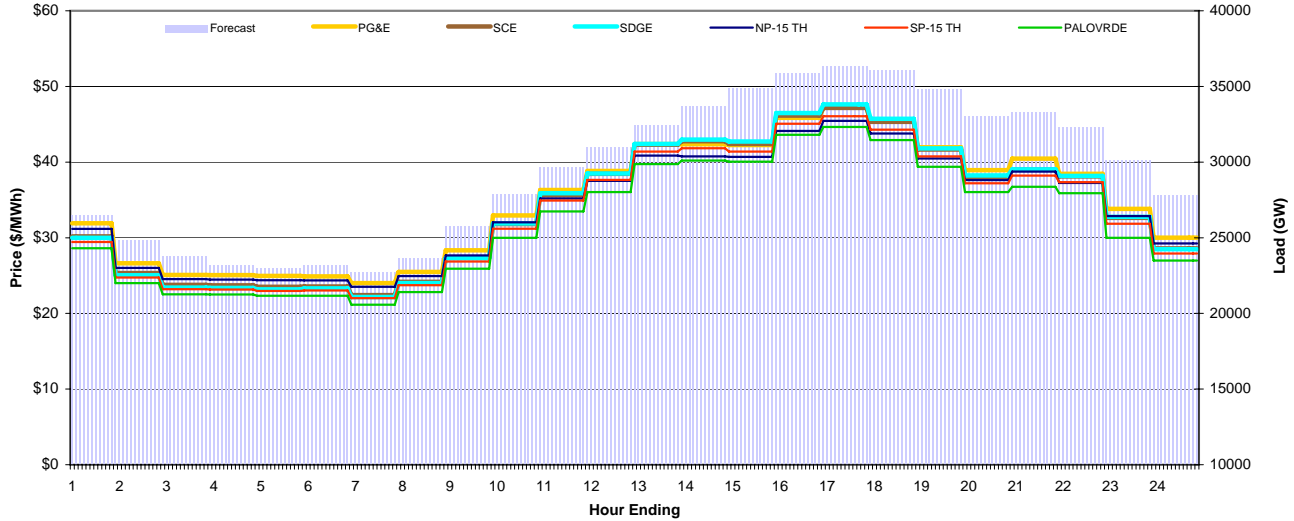
CAISO Daily Report

Saturday August 01, 2009

Price Color Codes: <=0 >=100 >=200

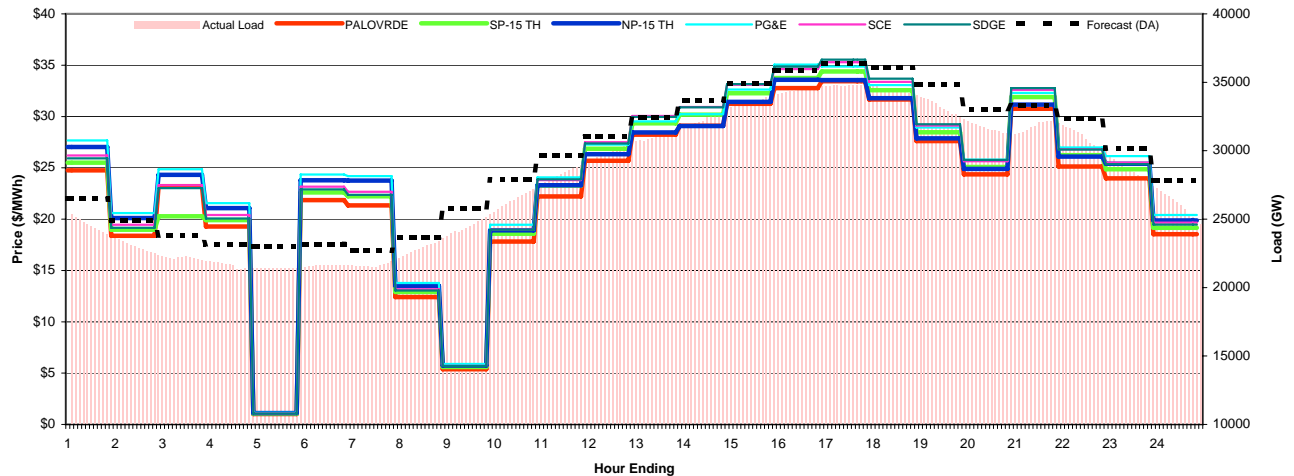
Day-Ahead Prices and Cleared Load

	HE1	HE2	HE3	HE4	HE5	HE6	HE7	HE8	HE9	HE10	HE11	HE12	HE13	HE14	HE15	HE16	HE17	HE18	HE19	HE20	HE21	HE22	HE23	HE24
PG&E	31.92	26.63	25.08	25.06	24.96	24.90	24.00	25.47	28.35	32.95	36.30	38.82	42.37	42.37	42.26	45.85	47.24	45.47	41.96	38.94	40.46	38.46	33.82	30.01
SCE	30.18	25.34	23.76	23.70	23.51	23.57	22.42	24.17	27.37	31.81	35.61	38.44	42.30	42.76	42.40	46.15	47.16	45.33	41.67	38.02	39.03	38.11	32.62	28.60
SDGE	29.99	25.05	23.41	23.37	23.19	23.31	22.16	24.00	27.31	31.89	35.90	38.50	42.40	42.97	42.71	46.49	47.63	45.73	41.80	38.24	39.03	38.17	32.77	28.48
NP-15 TH	31.16	26.01	24.52	24.48	24.39	24.36	23.52	24.94	27.67	32.04	35.18	37.52	40.86	40.74	40.68	44.11	45.45	43.78	40.47	37.62	38.75	37.24	32.86	29.25
SP-15 TH	29.43	24.74	23.21	23.16	22.97	23.04	22.02	23.74	26.86	31.20	34.92	37.65	41.40	41.83	41.40	45.07	46.06	44.29	40.75	37.21	38.21	37.35	31.85	27.91
PALOVPRDE	28.61	24.01	22.53	22.50	22.33	22.34	21.15	22.82	25.90	30.00	33.49	36.03	39.74	40.21	40.05	43.61	44.64	42.91	39.38	36.04	36.74	35.89	30.00	26.98
Forecast	26.5	24.9	23.8	23.2	23.0	23.2	22.7	23.7	25.8	27.9	29.6	31.0	32.4	33.7	34.9	35.9	36.4	36.1	34.8	33.0	33.3	32.3	30.2	27.8



Preliminary Real-Time Prices with Forecasted and Actual System Load

	HE1	HE2	HE3	HE4	HE5	HE6	HE7	HE8	HE9	HE10	HE11	HE12	HE13	HE14	HE15	HE16	HE17	HE18	HE19	HE20	HE21	HE22	HE23	HE24
Palovrde	24.75	18.38	23.22	19.29	1.02	21.86	21.35	12.41	5.38	17.81	22.22	25.69	28.24	29.11	31.24	32.77	33.44	31.67	27.61	24.36	30.76	25.13	23.97	18.53
sp15	25.51	18.96	20.28	19.91	1.05	22.61	22.23	12.91	5.59	18.58	23.28	26.86	29.35	30.17	32.26	33.74	34.39	32.56	28.46	25.08	31.89	26.24	24.86	19.17
np15	27.03	20.11	24.32	21.07	1.11	23.78	23.76	13.50	5.73	18.90	23.30	26.33	28.44	29.07	31.43	33.58	33.55	31.79	27.87	24.89	31.16	26.09	25.40	19.88
pgae	27.67	20.60	24.86	21.55	1.14	24.34	24.19	13.78	5.89	19.46	24.07	27.27	29.52	30.22	32.63	35.05	34.87	33.06	28.94	25.80	32.30	26.98	26.15	20.40
sce	26.20	19.46	23.30	20.41	1.08	23.16	22.66	13.17	5.71	18.97	23.80	27.50	30.05	30.92	33.10	34.63	35.29	33.37	29.12	25.65	32.60	26.81	25.51	19.66
sdge	25.92	19.17	23.03	20.06	1.06	22.90	22.37	13.05	5.69	18.97	23.87	27.37	29.97	30.89	33.16	34.85	35.55	33.69	29.25	25.76	32.77	26.78	25.37	19.46
Forecast-Load	2.0	2.0	1.7	1.6	1.6	1.5	1.0	0.6	1.1	1.2	1.2	1.0	1.2	1.2	1.2	1.4	1.6	1.7	1.8	1.5	1.5	1.5	1.8	2.0
Load	24.45	22.88	22.14	21.58	21.44	21.64	21.71	23.02	24.65	26.65	28.49	30.06	31.22	32.48	33.67	34.48	34.77	34.36	33.02	31.54	31.84	30.78	28.32	25.81



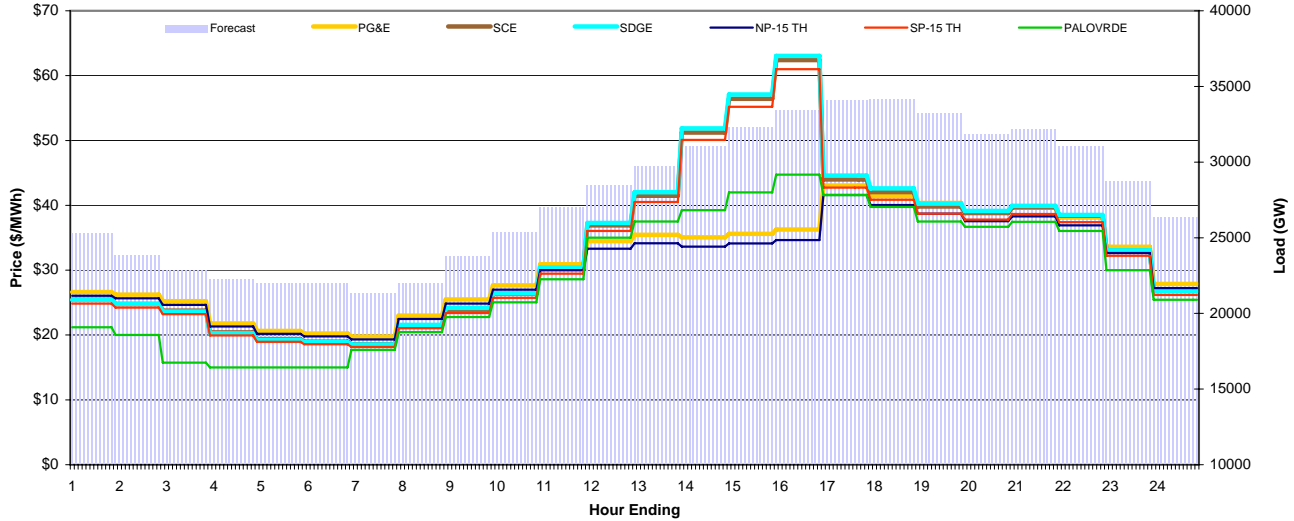
CAISO Daily Report

Sunday August 02, 2009

Price Color Codes: <=0 >=100 >=200

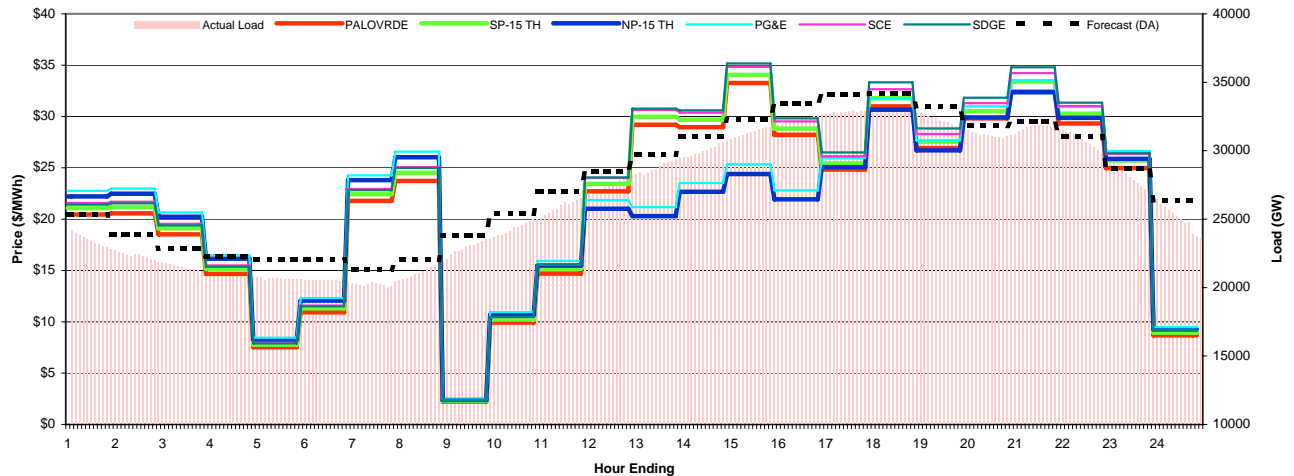
Day-Ahead Prices and Cleared Load

	HE1	HE2	HE3	HE4	HE5	HE6	HE7	HE8	HE9	HE10	HE11	HE12	HE13	HE14	HE15	HE16	HE17	HE18	HE19	HE20	HE21	HE22	HE23	HE24
PG&E	26.63	26.23	25.23	21.78	20.63	20.23	19.75	23.00	25.49	27.65	30.90	34.50	35.45	35.06	35.61	36.27	43.05	41.40	40.37	38.84	39.62	38.12	33.60	27.87
SCE	25.44	24.78	23.75	20.40	19.37	18.98	18.54	21.47	23.90	26.35	30.17	36.91	41.47	51.22	56.43	62.40	43.98	42.04	39.82	38.81	39.70	38.38	33.06	26.84
SDGE	25.41	24.81	23.61	20.25	19.25	18.90	18.54	21.57	24.17	26.42	30.39	37.29	42.02	51.86	57.09	63.04	44.58	42.61	40.27	39.14	39.92	38.51	33.05	26.75
NP-15 TH	26.06	25.67	24.66	21.31	20.19	19.79	19.32	22.49	24.86	26.99	30.01	33.31	34.15	33.64	34.12	34.65	41.59	40.05	38.71	37.56	38.30	36.90	32.64	27.23
SP-15 TH	24.84	24.22	23.22	19.95	18.94	18.57	18.15	21.04	23.40	25.73	29.46	36.04	40.50	50.09	55.19	60.99	42.75	40.85	38.71	37.79	38.65	37.42	32.23	26.18
PALOVPRDE	21.20	20.00	15.74	15.00	15.00	15.00	17.71	20.45	22.76	25.04	28.61	35.00	37.50	39.26	42.00	44.73	41.58	39.75	37.50	36.69	37.45	36.04	30.00	25.44
Forecast	25.3	23.9	22.8	22.3	22.0	22.0	21.4	22.0	23.8	25.4	27.0	28.5	29.7	31.0	32.3	33.4	34.1	34.2	33.2	31.8	32.2	31.1	28.7	26.4



Preliminary Real-Time Prices with Forecasted and Actual System Load

	HE1	HE2	HE3	HE4	HE5	HE6	HE7	HE8	HE9	HE10	HE11	HE12	HE13	HE14	HE15	HE16	HE17	HE18	HE19	HE20	HE21	HE22	HE23	HE24
Palovrde	20.46	20.56	18.51	14.66	7.53	10.93	21.78	23.73	2.24	9.92	14.70	22.71	29.20	28.97	33.27	28.21	24.84	30.99	26.92	29.83	32.42	29.32	24.97	8.69
sp15	21.08	21.19	19.11	15.14	7.78	11.32	22.43	24.52	2.31	10.22	15.17	23.44	29.98	29.69	34.06	28.82	25.45	31.79	27.55	30.51	33.41	30.27	25.72	8.95
np15	22.22	22.47	20.23	16.15	8.27	12.07	23.80	26.04	2.38	10.66	15.47	21.01	20.29	22.66	24.40	21.94	25.06	30.66	26.71	29.92	32.35	29.87	25.87	9.26
pgae	22.76	22.98	20.66	16.49	8.44	12.31	24.27	26.57	2.44	10.94	15.93	21.86	21.16	23.52	25.34	22.80	25.95	31.75	27.67	31.00	33.54	30.92	26.65	9.48
sce	21.58	21.69	19.55	15.49	7.96	11.59	22.94	25.07	2.36	10.47	15.55	24.00	30.64	30.38	34.84	29.52	26.13	32.65	28.30	31.31	34.23	31.01	26.35	9.17
sdge	21.42	21.54	19.39	15.37	7.89	11.51	22.82	24.99	2.37	10.48	15.57	24.06	30.77	30.60	35.16	29.81	26.50	33.32	28.84	31.83	34.79	31.35	26.42	9.17
Forecast-Load	1.9	1.6	1.4	1.3	1.4	1.5	1.1	0.7	0.7	0.9	0.9	0.8	0.8	0.9	0.8	1.1	1.2	1.2	1.2	0.7	0.4	0.6	0.9	1.6
Load	23.39	22.24	21.43	20.91	20.64	20.52	20.27	21.31	23.09	24.51	26.11	27.66	28.92	30.17	31.46	32.35	32.88	32.95	32.10	31.13	31.72	30.50	27.79	24.81



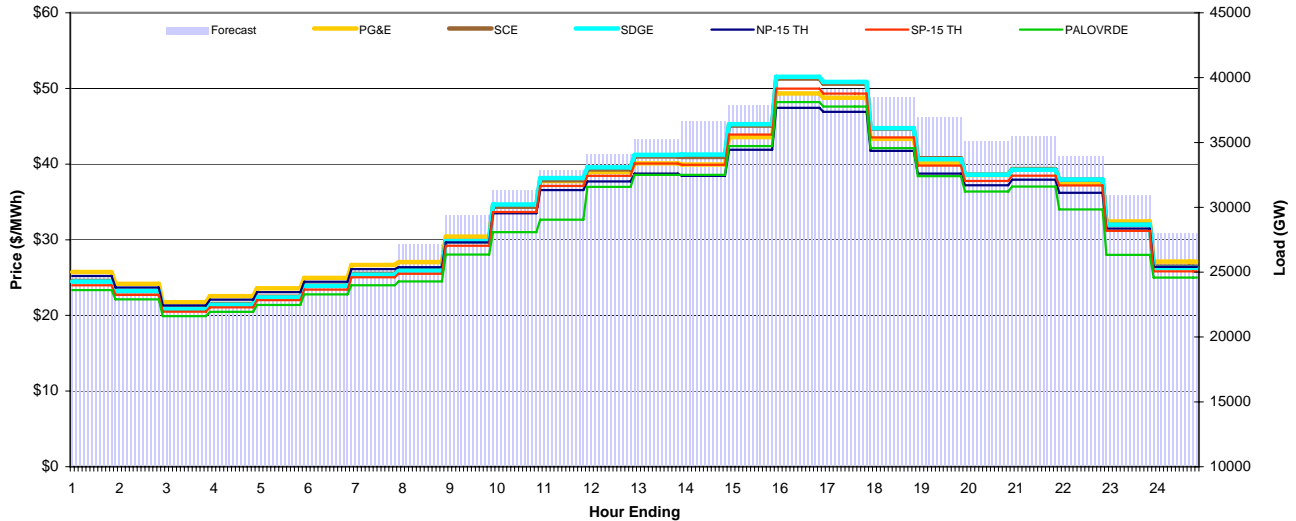
CAISO Daily Report

Monday August 03, 2009

Price Color Codes: <=0 >=100 >=200

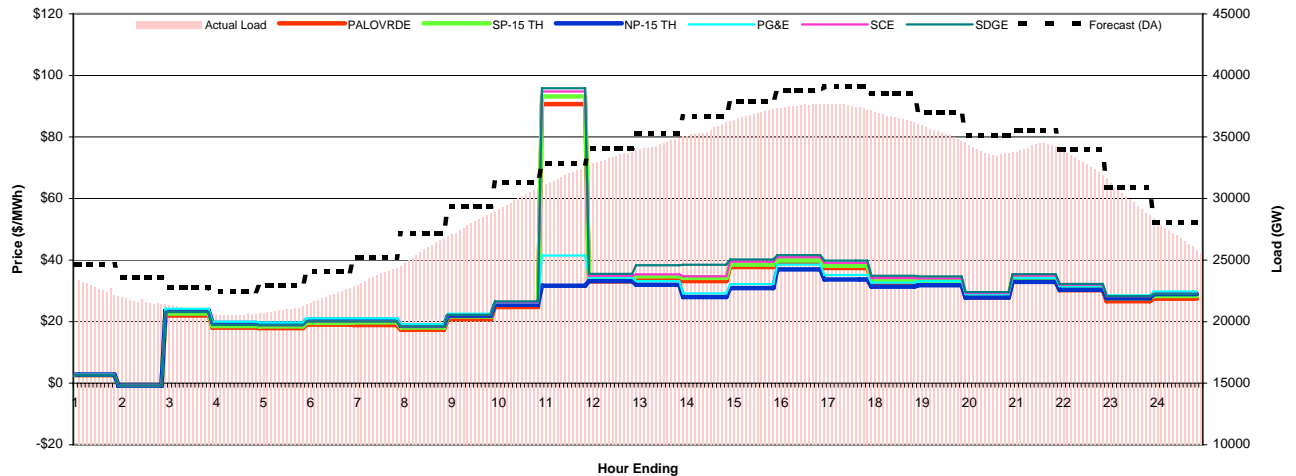
Day-Ahead Prices and Cleared Load

	HE1	HE2	HE3	HE4	HE5	HE6	HE7	HE8	HE9	HE10	HE11	HE12	HE13	HE14	HE15	HE16	HE17	HE18	HE19	HE20	HE21	HE22	HE23	HE24
PG&E	25.74	24.17	21.75	22.54	23.58	24.95	26.68	27.06	30.42	34.51	37.75	38.95	40.10	39.96	43.57	49.35	48.77	43.34	40.19	38.55	39.34	37.48	32.43	27.11
SCE	24.55	23.19	20.92	21.51	22.47	23.93	25.48	26.02	29.82	34.36	37.88	39.29	41.02	40.94	45.09	51.31	50.62	44.69	40.77	38.60	39.33	37.95	31.95	26.45
SDGE	24.48	23.24	20.84	21.40	22.38	23.90	25.38	25.93	29.82	34.67	38.14	39.56	41.22	41.25	45.27	51.55	50.87	44.75	40.64	38.60	39.24	37.96	32.00	26.29
NP-15 TH	25.20	23.69	21.32	22.07	23.08	24.45	26.11	26.37	29.64	33.50	36.57	37.70	38.75	38.45	41.89	47.43	46.90	41.75	38.75	37.20	37.95	36.20	31.46	26.43
SP-15 TH	23.98	22.71	20.50	21.07	22.01	23.42	25.04	25.51	29.21	33.68	37.11	38.44	40.08	39.92	43.91	49.98	49.31	43.52	39.80	37.76	38.47	37.18	31.17	25.82
PALOVPRDE	23.36	22.11	19.91	20.47	21.37	22.77	23.98	24.50	28.05	31.00	32.65	37.00	38.58	38.57	42.39	48.20	47.61	42.10	38.41	36.38	37.04	34.00	28.00	25.00
Forecast	24.6	23.6	22.8	22.5	22.9	24.1	25.2	27.2	29.4	31.3	32.9	34.1	35.3	36.7	37.9	38.8	39.1	38.5	37.0	35.1	35.5	34.0	30.9	28.0



Preliminary Real-Time Prices with Forecasted and Actual System Load

	HE1	HE2	HE3	HE4	HE5	HE6	HE7	HE8	HE9	HE10	HE11	HE12	HE13	HE14	HE15	HE16	HE17	HE18	HE19	HE20	HE21	HE22	HE23	HE24
Palovrde	2.61	-0.72	22.02	18.03	17.91	19.04	18.87	17.37	20.80	24.76	90.70	33.06	33.72	33.18	37.77	39.11	37.42	32.65	32.58	27.85	33.10	30.22	26.65	27.46
sp15	2.68	-0.74	22.64	18.55	18.45	19.62	19.76	18.12	21.68	25.75	93.17	34.11	34.74	34.20	38.52	39.88	38.16	33.36	33.30	28.61	34.18	31.30	27.60	28.35
np15	2.81	-0.76	23.67	19.56	19.31	20.62	20.58	18.63	21.97	25.47	31.66	33.17	31.98	27.98	30.88	37.00	33.70	31.38	31.81	27.84	32.94	30.39	27.63	28.99
pgae	2.87	-0.77	24.18	19.99	19.74	21.07	21.04	19.12	22.56	26.25	41.51	34.32	33.20	29.18	32.20	38.53	35.18	32.66	33.12	28.92	34.25	31.53	28.54	29.79
sce	2.75	-0.76	23.13	18.96	18.85	20.08	20.12	18.49	22.14	26.31	94.80	34.88	35.35	34.76	39.47	40.94	39.11	34.18	34.08	29.26	34.93	31.96	28.27	29.04
sdge	2.73	-0.76	23.13	18.92	18.82	20.09	20.07	18.44	22.22	26.57	95.82	35.50	38.30	38.50	40.22	41.61	39.84	34.92	34.67	29.61	35.41	32.24	28.31	28.90
Forecast-Load	2.0	2.0	1.9	1.9	1.9	1.8	1.3	1.1	1.2	1.1	0.8	0.6	0.7	1.0	0.9	1.2	1.7	2.1	1.9	1.4	1.3	1.4	1.4	1.4
Load	22.65	21.55	20.84	20.56	21.04	22.30	23.91	26.09	28.20	30.24	32.06	33.48	34.54	35.69	36.95	37.57	37.43	36.44	35.12	33.72	34.21	32.58	29.50	26.61



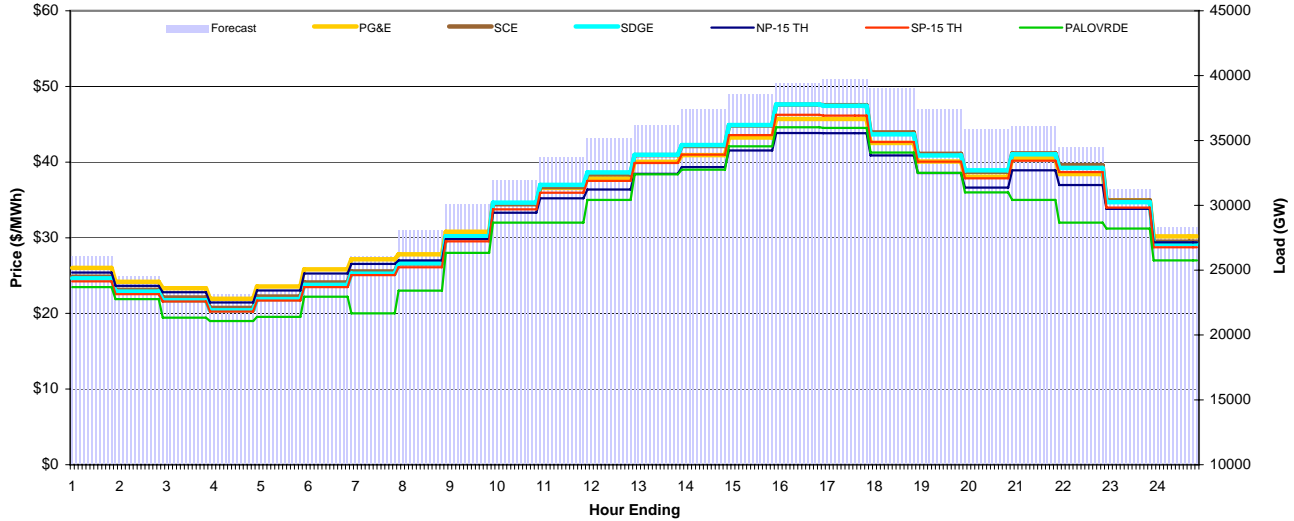
CAISO Daily Report

Tuesday August 04, 2009

Price Color Codes: <=0 >=100 >=200

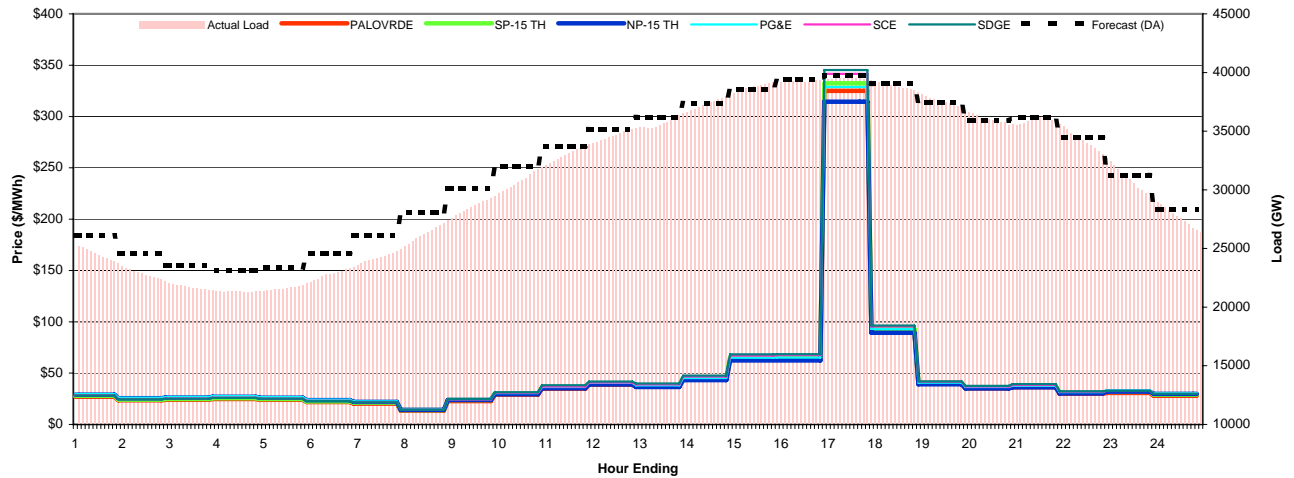
Day-Ahead Prices and Cleared Load

	HE1	HE2	HE3	HE4	HE5	HE6	HE7	HE8	HE9	HE10	HE11	HE12	HE13	HE14	HE15	HE16	HE17	HE18	HE19	HE20	HE21	HE22	HE23	HE24
PG&E	26.00	24.18	23.33	21.93	23.55	25.82	27.15	27.80	30.80	34.53	36.59	37.84	40.03	40.93	43.25	45.70	45.71	42.53	40.07	38.06	40.52	38.43	34.97	30.18
SCE	24.86	23.11	22.10	20.73	22.23	24.08	25.54	26.60	30.09	34.43	36.71	38.39	40.92	42.14	44.83	47.62	47.52	43.93	41.10	38.71	41.15	39.59	34.92	29.49
SDGE	24.64	22.89	21.75	20.41	21.90	23.78	25.24	26.64	30.19	34.64	37.00	38.64	40.97	42.25	44.90	47.63	47.43	43.68	40.89	38.92	41.02	39.23	34.71	29.21
NP-15 TH	25.41	23.65	22.81	21.45	23.03	25.27	26.54	27.02	29.83	33.31	35.21	36.37	38.44	39.33	41.54	43.83	43.82	40.89	38.55	36.64	38.91	36.96	33.81	29.39
SP-15 TH	24.23	22.55	21.57	20.24	21.71	23.47	25.06	26.10	29.52	33.75	35.96	37.52	39.88	41.00	43.56	46.24	46.14	42.67	40.06	37.86	40.19	38.68	33.98	28.73
PALOVPRDE	23.49	21.88	19.43	19.00	19.55	22.20	20.00	23.00	28.00	32.00	32.00	35.00	38.39	39.00	42.08	44.60	44.52	41.26	38.58	36.00	35.00	32.00	31.21	27.00
Forecast	26.1	24.6	23.6	23.1	23.4	24.6	26.1	28.1	30.1	31.9	33.7	35.2	36.2	37.4	38.6	39.4	39.7	39.0	37.5	35.9	36.1	34.5	31.3	28.3



Preliminary Real-Time Prices with Forecasted and Actual System Load

	HE1	HE2	HE3	HE4	HE5	HE6	HE7	HE8	HE9	HE10	HE11	HE12	HE13	HE14	HE15	HE16	HE17	HE18	HE19	HE20	HE21	HE22	HE23	HE24
Palovrde	26.98	23.47	24.06	24.78	24.01	21.76	20.29	13.42	22.77	28.96	34.71	38.67	37.10	44.43	63.96	64.23	325.04	91.20	39.67	35.04	36.25	29.91	30.63	27.93
sp15	27.85	24.14	24.79	25.56	24.77	22.46	21.21	14.01	23.84	30.27	36.21	40.00	38.11	45.41	65.33	65.70	332.32	92.88	40.48	36.01	37.59	31.23	31.82	29.01
np15	28.98	25.57	26.16	26.97	26.06	23.68	21.94	14.22	23.78	29.53	35.17	38.95	36.41	43.25	62.31	62.34	314.39	89.25	39.11	35.05	36.17	30.30	32.01	29.74
pgae	29.64	26.11	26.73	27.55	26.63	24.20	22.44	14.63	24.56	30.62	36.55	40.56	37.97	45.17	65.01	65.14	328.80	93.13	40.75	36.45	37.63	31.49	33.09	30.57
sce	28.54	24.74	25.37	26.14	25.33	23.01	21.60	14.27	24.31	30.87	36.93	40.89	38.97	46.56	67.06	67.51	341.58	95.47	41.55	36.87	38.41	31.89	32.63	29.74
sdge	28.24	24.47	25.04	25.86	25.08	22.82	21.45	14.34	24.55	31.38	38.27	41.77	39.97	47.58	68.34	68.42	345.21	96.32	42.00	37.50	39.22	32.20	32.78	29.72
Forecast-Load	1.7	1.8	1.9	1.8	1.7	1.6	1.7	1.6	1.4	0.9	0.5	0.4	0.4	-0.1	-0.3	0.1	0.3	0.3	0.1	0.0	0.2	0.6	0.8	0.9
Load	24.40	22.72	21.65	21.34	21.71	22.95	24.39	26.50	28.76	31.00	33.19	34.76	35.83	37.52	38.88	39.29	39.45	38.73	37.37	35.93	35.88	33.85	30.45	27.46



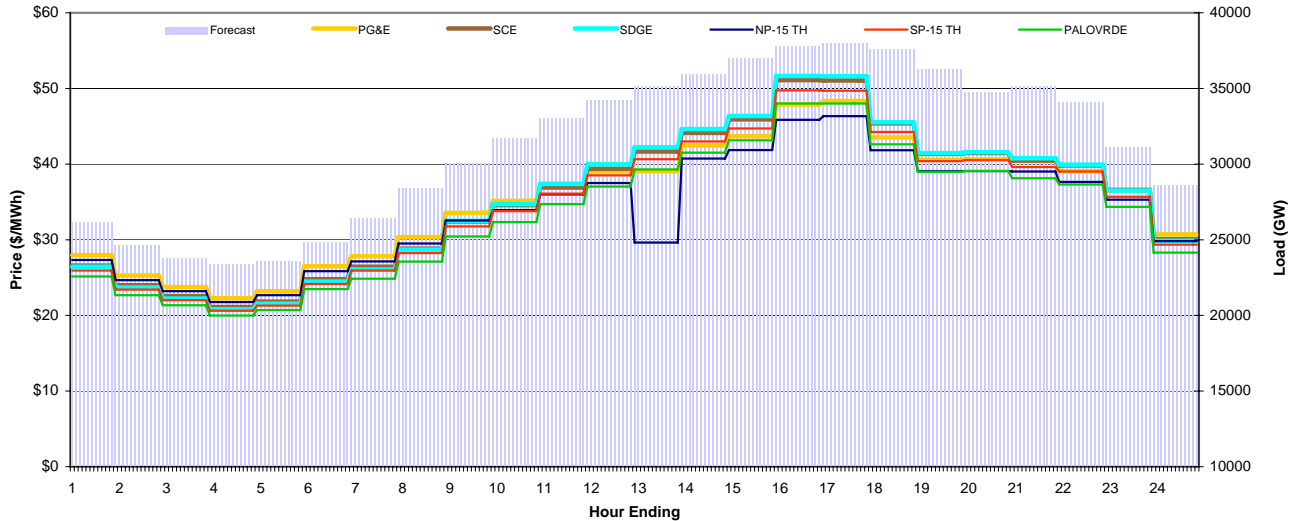
CAISO Daily Report

Wednesday August 05, 2009

Price Color Codes: <=0 >=100 >=200

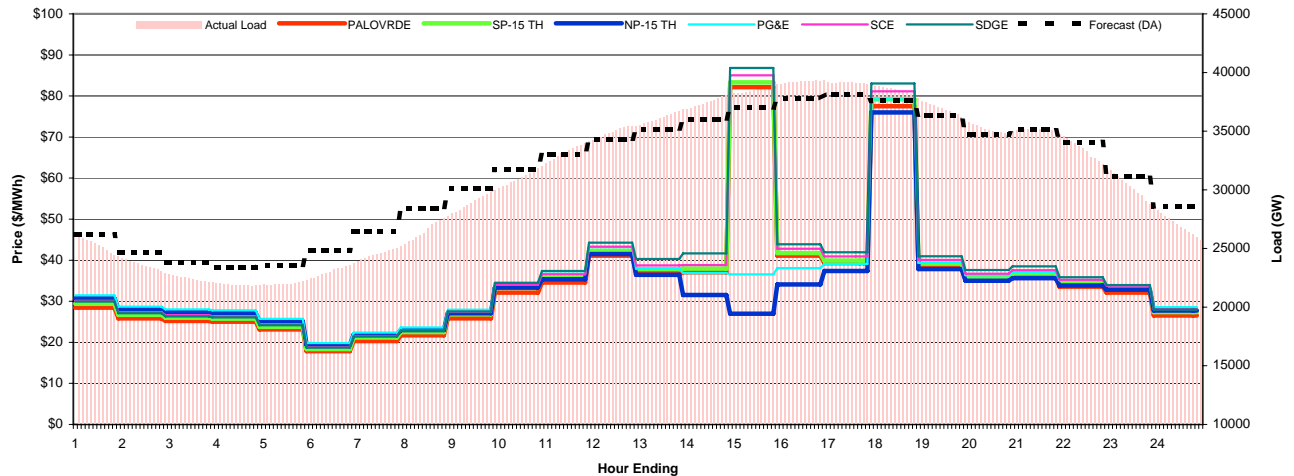
Day-Ahead Prices and Cleared Load

	HE1	HE2	HE3	HE4	HE5	HE6	HE7	HE8	HE9	HE10	HE11	HE12	HE13	HE14	HE15	HE16	HE17	HE18	HE19	HE20	HE21	HE22	HE23	HE24
PG&E	27.99	25.27	23.75	22.27	23.21	26.50	27.83	30.35	33.57	35.14	37.39	39.02	39.09	42.47	43.68	47.89	48.34	43.53	40.57	40.61	40.52	39.06	36.50	30.72
SCE	26.59	23.98	22.54	21.10	21.82	24.79	26.45	28.82	32.43	34.59	36.90	39.38	41.66	44.11	45.92	51.10	51.06	45.38	41.36	41.48	40.47	39.82	36.59	30.08
SDGE	26.43	23.69	22.23	20.81	21.55	24.48	26.09	28.71	32.50	34.71	37.38	39.97	42.24	44.63	46.37	51.64	51.62	45.54	41.45	41.58	40.77	39.94	36.50	29.86
NP-15 TH	27.32	24.67	23.20	21.76	22.68	25.85	27.14	29.50	32.54	33.93	36.01	37.50	29.64	40.73	41.86	45.86	46.33	41.84	39.05	39.08	39.01	37.64	35.30	29.83
SP-15 TH	25.93	23.40	22.01	20.61	21.30	24.16	25.94	28.23	31.77	33.77	36.10	38.51	40.65	43.00	44.70	49.74	49.70	44.24	40.39	40.55	39.62	39.02	35.68	29.35
PALOVPRDE	25.15	22.67	21.34	19.99	20.71	23.49	24.85	27.12	30.43	32.34	34.71	37.02	39.30	41.51	43.15	48.00	48.00	42.63	38.97	39.09	38.13	37.31	34.34	28.31
Forecast	26.2	24.7	23.8	23.4	23.6	24.9	26.4	28.4	30.1	31.7	33.0	34.3	35.2	36.0	37.0	37.8	38.1	37.6	36.3	34.7	35.2	34.1	31.1	28.6



Preliminary Real-Time Prices with Forecasted and Actual System Load

	HE1	HE2	HE3	HE4	HE5	HE6	HE7	HE8	HE9	HE10	HE11	HE12	HE13	HE14	HE15	HE16	HE17	HE18	HE19	HE20	HE21	HE22	HE23	HE24
Palovrde	28.44	25.86	25.21	25.02	23.15	17.84	20.31	21.71	25.83	32.13	34.59	41.13	37.01	37.06	82.14	41.11	39.28	77.52	38.45	35.27	35.85	33.54	32.13	26.55
sp15	29.39	26.70	25.99	25.75	23.79	18.37	21.16	22.47	26.80	33.24	35.71	42.29	37.85	37.97	83.30	41.73	39.90	79.20	39.15	35.91	36.79	34.50	32.93	27.37
np15	30.71	28.05	27.40	27.18	25.15	19.35	21.87	23.00	27.09	33.32	35.35	41.52	36.45	31.54	26.98	34.09	37.38	75.98	37.82	35.00	35.63	33.83	32.81	27.76
pgae	31.43	28.67	28.02	27.78	25.73	19.83	22.38	23.63	27.93	34.49	36.71	43.20	37.95	36.85	36.56	38.06	39.10	79.21	39.35	36.35	37.04	35.09	33.94	28.58
sce	30.12	27.34	26.61	26.36	24.36	18.83	21.55	22.93	27.38	34.02	36.54	43.30	38.75	38.81	85.03	42.78	40.94	81.14	40.08	36.72	37.57	35.23	33.80	28.06
sdge	29.94	27.07	26.32	26.09	24.15	18.69	21.40	22.91	27.51	34.48	37.38	44.26	40.29	41.65	86.81	43.87	41.94	83.05	40.96	37.61	38.49	35.84	33.95	28.00
Forecast-Load	1.0	1.2	1.4	1.5	1.5	1.7	1.7	1.6	0.9	0.5	-0.4	-0.8	-1.1	-1.7	-1.6	-1.4	-1.0	-0.8	-0.4	-0.4	0.1	1.0	1.3	1.8
Load	25.13	23.46	22.37	21.91	22.08	23.20	24.69	26.81	29.15	31.23	33.44	35.07	36.30	37.65	38.65	39.24	39.10	38.37	36.71	35.13	35.06	33.08	29.86	26.75



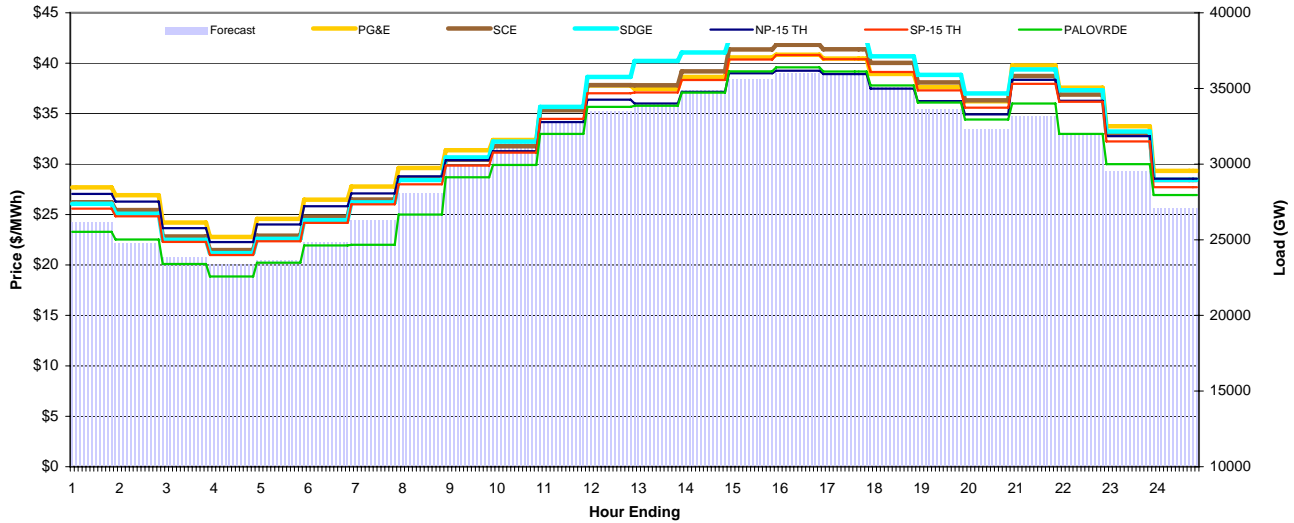
CAISO Daily Report

Thursday August 06, 2009

Price Color Codes: <=0 >=100 >=200

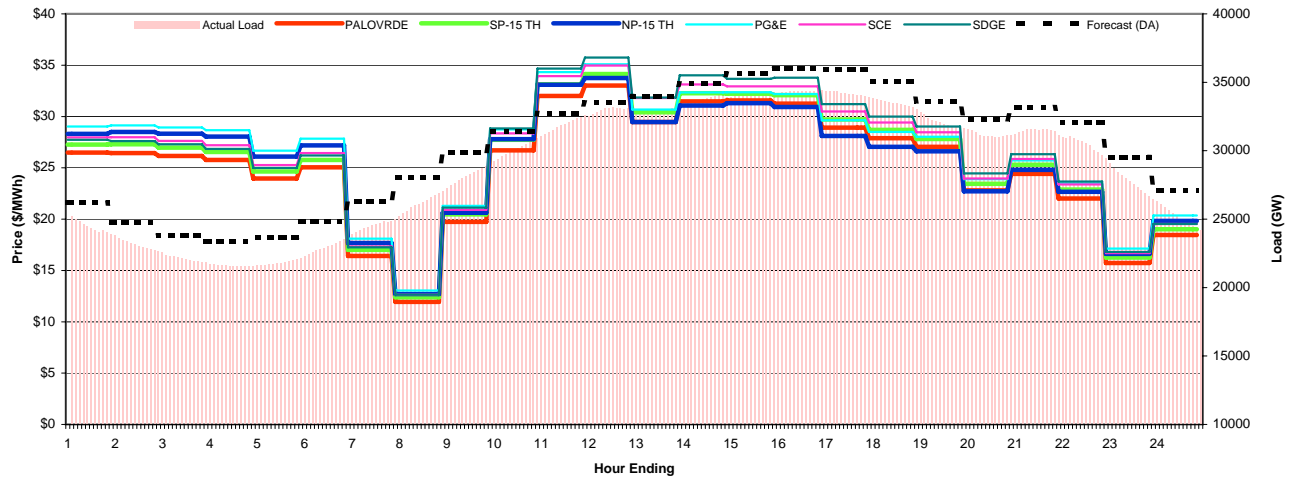
Day-Ahead Prices and Cleared Load

	HE1	HE2	HE3	HE4	HE5	HE6	HE7	HE8	HE9	HE10	HE11	HE12	HE13	HE14	HE15	HE16	HE17	HE18	HE19	HE20	HE21	HE22	HE23	HE24
PG&E	27.70	26.92	24.20	22.78	24.57	26.48	27.77	29.61	31.38	32.39	35.44	37.81	37.44	38.64	40.57	40.84	40.46	38.95	37.63	36.23	39.78	37.58	33.75	29.33
SCE	26.22	25.45	22.83	21.48	22.91	24.78	26.49	28.53	30.44	31.77	35.34	37.83	37.82	39.19	41.37	41.82	41.39	40.04	38.10	36.33	38.73	36.89	33.07	28.42
SDGE	26.05	25.08	22.48	21.17	22.59	24.44	26.20	28.43	30.66	32.24	35.67	38.63	40.22	41.07	42.35	42.70	42.29	40.69	38.84	37.00	39.39	37.32	33.23	28.43
NP-15 TH	27.04	26.29	23.65	22.27	24.01	25.82	27.10	28.79	30.39	31.28	34.16	36.39	36.01	37.16	39.00	39.26	38.93	37.48	36.24	34.93	38.35	36.27	32.78	28.55
SP-15 TH	25.58	24.83	22.29	20.98	22.35	24.17	26.01	28.00	29.86	31.14	34.49	37.01	37.09	38.34	40.37	40.81	40.39	39.13	37.31	35.60	37.95	36.17	32.25	27.71
PALOVPRDE	23.29	22.52	20.10	18.86	20.22	21.93	22.00	25.00	28.69	29.91	33.00	35.68	35.78	37.09	39.19	39.58	39.18	37.79	36.10	34.42	36.00	33.00	30.00	26.93
Forecast	26.2	24.8	23.8	23.4	23.6	24.8	26.3	28.1	29.8	31.4	32.7	33.5	34.0	34.9	35.6	36.0	35.9	35.1	33.6	32.3	33.2	32.0	29.5	27.1



Preliminary Real-Time Prices with Forecasted and Actual System Load

	HE1	HE2	HE3	HE4	HE5	HE6	HE7	HE8	HE9	HE10	HE11	HE12	HE13	HE14	HE15	HE16	HE17	HE18	HE19	HE20	HE21	HE22	HE23	HE24
Palovrde	26.48	26.45	26.16	25.77	23.96	25.05	16.41	11.95	19.73	26.70	32.00	33.02	29.46	31.48	31.56	31.26	28.91	27.89	27.05	22.81	24.41	22.01	15.73	18.45
sp15	27.26	27.30	26.97	26.55	24.65	25.77	17.01	12.39	20.47	27.73	33.15	34.14	30.42	32.28	32.22	32.08	29.71	28.70	27.80	23.44	25.31	22.88	16.26	19.02
np15	28.31	28.49	28.32	28.04	26.09	27.19	17.68	12.70	20.63	27.79	33.10	33.74	29.46	31.07	31.30	30.93	28.10	27.05	26.61	22.71	24.81	22.67	16.61	19.83
pgae	29.02	29.13	28.94	28.66	26.68	27.84	18.10	13.05	21.29	28.75	34.32	35.10	30.68	32.35	32.36	32.18	29.63	28.50	28.03	23.90	25.72	23.47	17.14	20.35
sce	27.96	27.98	27.62	27.20	25.26	26.44	17.34	12.64	20.90	28.35	33.94	34.96	31.80	33.12	32.94	32.95	30.49	29.41	28.46	23.97	25.87	23.38	16.70	19.54
sdge	27.74	27.60	27.30	26.85	24.99	26.20	17.26	12.64	21.13	28.84	34.66	35.74	31.85	34.01	33.67	33.78	31.22	29.99	29.03	24.46	26.33	23.67	16.80	19.53
Forecast-Load	1.8	1.7	1.8	1.8	1.8	1.7	1.6	1.7	1.5	1.2	0.7	0.5	0.9	1.1	1.4	1.7	1.8	1.7	1.6	1.1	1.7	1.7	2.1	2.1
Load	24.40	23.04	22.06	21.61	21.89	23.12	24.64	26.36	28.36	30.25	32.01	33.04	33.07	33.82	34.18	34.36	34.14	33.39	31.98	31.16	31.44	30.30	27.47	24.99



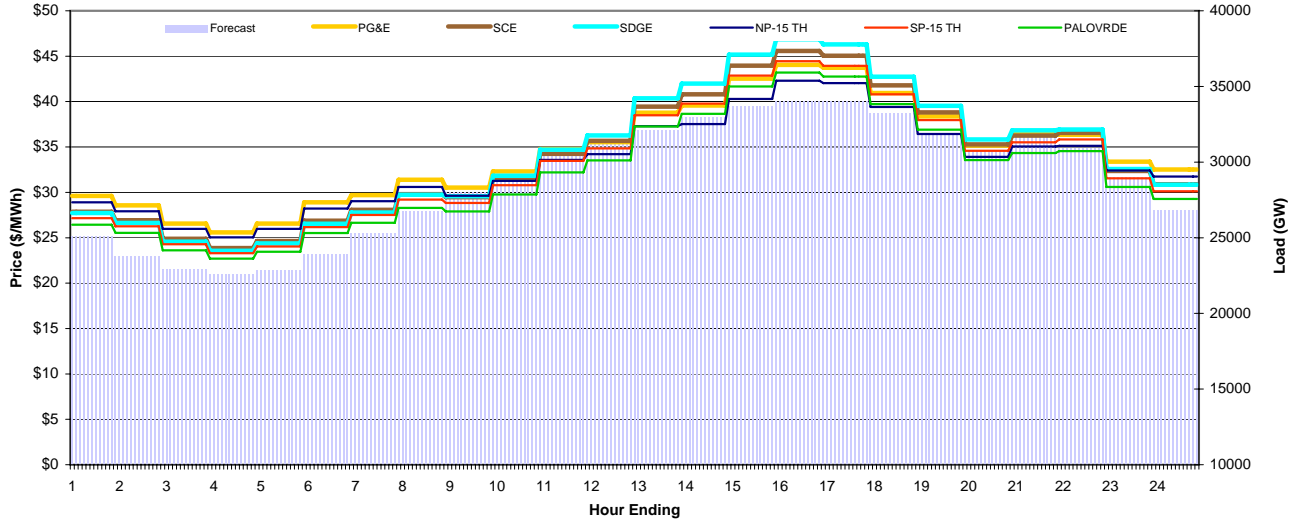
CAISO Daily Report

Friday August 07, 2009

Price Color Codes: <=0 >=100 >=200

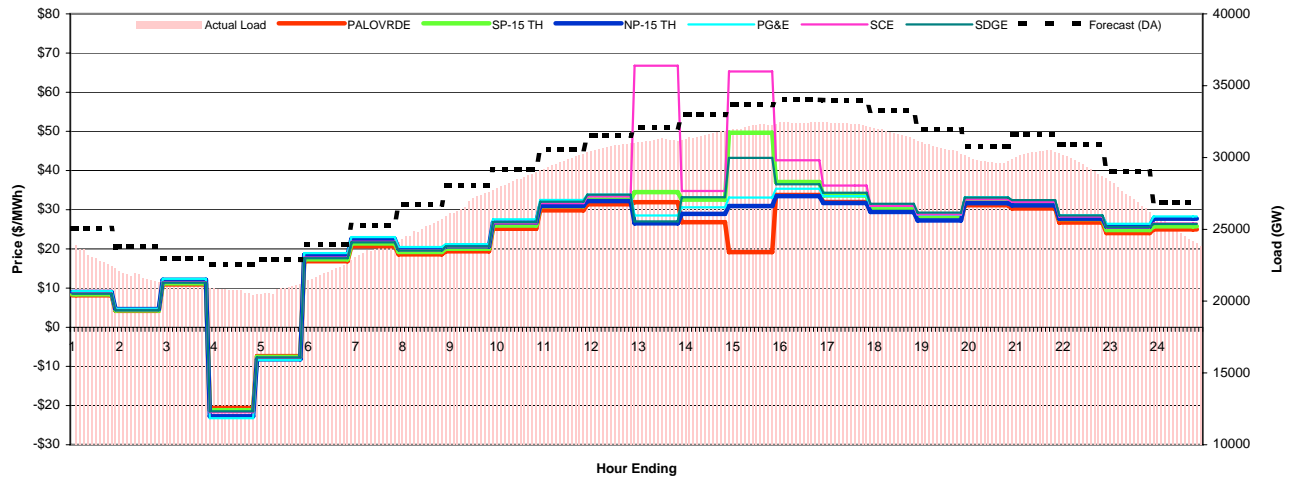
Day-Ahead Prices and Cleared Load

	HE1	HE2	HE3	HE4	HE5	HE6	HE7	HE8	HE9	HE10	HE11	HE12	HE13	HE14	HE15	HE16	HE17	HE18	HE19	HE20	HE21	HE22	HE23	HE24
PG&E	29.61	28.57	26.57	25.59	26.56	28.90	29.69	31.38	30.52	32.31	34.77	35.54	38.77	39.57	42.53	44.04	43.72	40.94	38.37	35.16	36.39	36.35	33.37	32.52
SCE	27.86	26.92	24.88	23.87	24.64	26.88	28.08	29.81	29.47	31.48	34.25	35.66	39.44	40.80	43.95	45.58	45.05	41.78	38.80	35.29	36.25	36.56	32.36	30.90
SDGE	27.72	26.63	24.56	23.56	24.37	26.54	27.78	29.74	29.57	31.82	34.71	36.27	40.36	41.97	45.17	46.86	46.30	42.74	39.52	35.84	36.83	36.92	32.56	30.85
NP-15 TH	28.91	27.91	25.98	25.04	25.98	28.23	29.03	30.60	29.62	31.26	33.58	34.22	37.29	37.52	40.29	42.31	42.04	39.41	36.44	33.91	35.06	35.12	32.41	31.75
SP-15 TH	27.16	26.26	24.28	23.30	24.04	26.16	27.51	29.21	28.84	30.79	33.47	34.85	38.49	39.78	42.86	44.46	43.94	40.80	37.96	34.58	35.51	35.83	31.54	30.12
PALOVPRDE	26.44	25.54	23.62	22.69	23.46	25.52	26.65	28.28	27.89	29.76	32.21	33.53	37.26	38.64	41.66	43.19	42.75	39.72	36.90	33.55	34.34	34.55	30.60	29.27
Forecast	25.1	23.8	22.9	22.6	22.9	23.9	25.3	26.7	28.0	29.2	30.5	31.5	32.1	33.0	33.7	34.0	34.0	33.2	31.9	30.7	31.6	30.9	29.0	26.8



Preliminary Real-Time Prices with Forecasted and Actual System Load

	HE1	HE2	HE3	HE4	HE5	HE6	HE7	HE8	HE9	HE10	HE11	HE12	HE13	HE14	HE15	HE16	HE17	HE18	HE19	HE20	HE21	HE22	HE23	HE24
Palovrde	8.13	4.18	10.92	-20.60	-7.38	16.86	20.69	18.59	19.37	25.13	29.84	31.41	31.94	26.82	19.16	33.77	31.98	29.53	27.55	31.16	30.34	26.72	24.05	24.97
sp15	8.38	4.29	11.22	-21.17	-7.57	17.32	21.38	19.23	20.03	25.95	30.89	32.56	34.51	32.58	49.65	37.08	33.65	30.19	28.02	31.90	31.27	27.62	24.80	25.74
np15	9.00	4.63	12.10	-22.73	-8.21	18.50	22.53	20.01	20.65	26.74	31.00	32.20	26.55	28.96	30.95	33.47	31.73	29.42	27.27	31.69	31.10	27.70	25.69	27.70
pgae	9.21	4.74	12.36	-23.23	-8.37	18.92	23.02	20.49	21.22	27.54	32.51	33.86	28.55	30.60	33.09	35.37	33.47	30.94	28.70	33.19	32.17	28.59	26.40	28.29
sce	8.62	4.41	11.51	-21.69	-7.76	17.80	21.82	19.64	20.48	26.55	31.68	33.40	66.78	34.77	65.28	42.64	36.18	30.99	28.81	32.66	31.99	28.25	25.49	26.48
sdge	8.55	4.36	11.37	-21.48	-7.69	17.61	21.69	19.61	20.62	26.81	32.03	33.83	27.02	33.19	43.24	36.50	34.34	31.53	29.28	33.12	32.46	28.51	25.60	26.37
Forecast-Load	2.2	2.2	1.9	1.9	1.9	1.7	1.5	1.5	1.0	0.6	0.6	0.7	0.9	1.3	1.5	1.6	1.7	1.7	1.4	1.0	1.3	1.7	2.0	2.2
Load	22.93	21.57	21.08	20.66	20.92	22.23	23.75	25.23	27.05	28.59	29.89	30.81	31.19	31.64	32.20	32.41	32.29	31.57	30.52	29.74	30.34	29.24	26.96	24.62



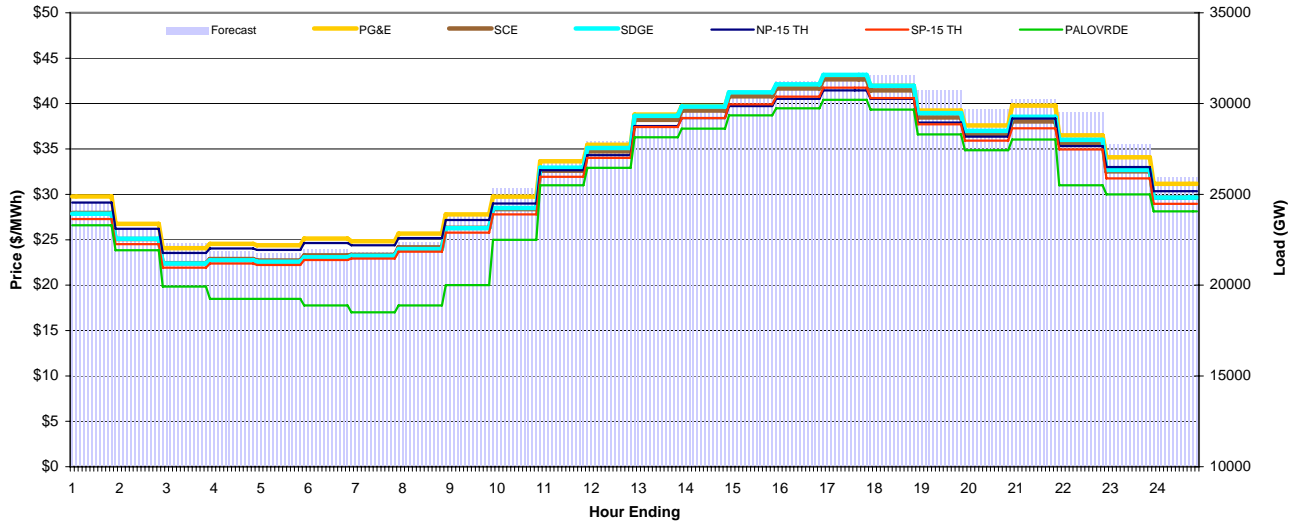
CAISO Daily Report

Saturday August 08, 2009

Price Color Codes: <=0 >=100 >=200

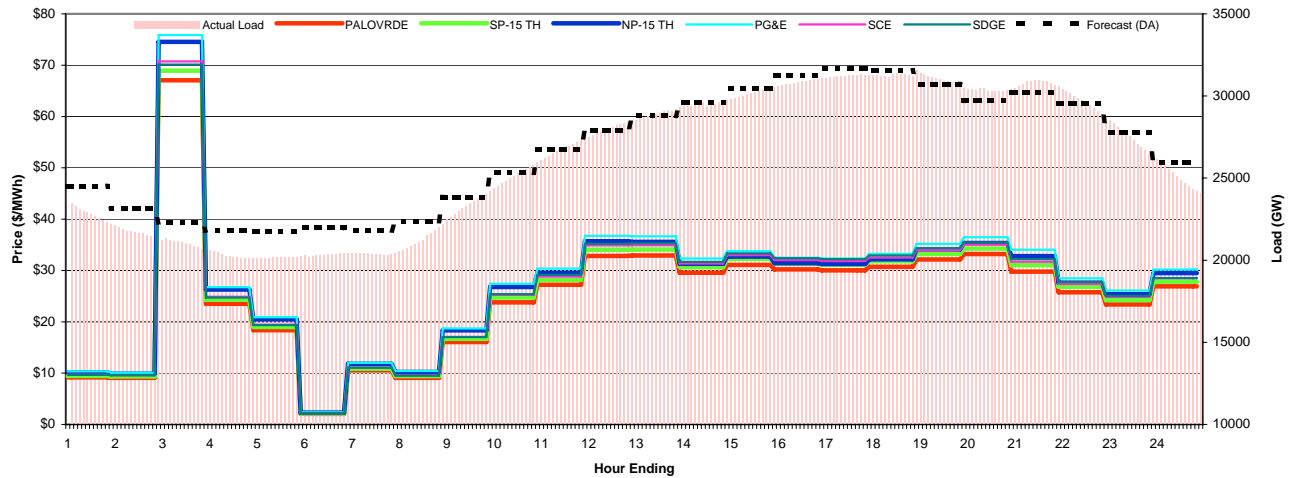
Day-Ahead Prices and Cleared Load

	HE1	HE2	HE3	HE4	HE5	HE6	HE7	HE8	HE9	HE10	HE11	HE12	HE13	HE14	HE15	HE16	HE17	HE18	HE19	HE20	HE21	HE22	HE23	HE24
PG&E	29.76	26.76	24.07	24.56	24.39	25.14	24.83	25.69	27.80	29.75	33.65	35.46	38.79	39.74	41.15	41.97	42.97	41.96	39.23	37.60	39.77	36.49	34.09	31.17
SCE	27.95	25.08	22.42	22.88	22.72	23.29	23.34	24.16	26.32	28.38	32.60	34.74	38.20	39.24	40.80	41.66	42.68	41.45	38.48	36.61	38.04	35.63	32.54	29.65
SDGE	27.87	25.11	22.38	22.74	22.57	23.07	23.23	23.97	26.28	28.50	32.94	35.11	38.66	39.68	41.24	42.12	43.17	41.96	38.95	37.00	38.54	36.01	32.70	29.65
NP-15 TH	29.10	26.20	23.55	24.04	23.87	24.64	24.39	25.18	27.17	28.99	32.65	34.32	37.52	38.40	39.72	40.52	41.44	40.52	37.91	36.36	38.36	35.32	33.01	30.36
SP-15 TH	27.28	24.51	21.93	22.38	22.23	22.77	22.93	23.69	25.78	27.80	31.94	34.02	37.41	38.40	39.93	40.77	41.76	40.61	37.72	35.92	37.28	34.94	31.75	28.95
PALOVPRDE	26.59	23.84	19.85	18.48	18.48	17.77	17.00	17.77	20.00	25.00	31.00	32.93	36.29	37.24	38.71	39.47	40.41	39.33	36.61	34.87	36.05	31.00	30.00	28.13
Forecast	24.5	23.1	22.3	21.8	21.7	22.0	21.8	22.4	23.8	25.3	26.7	27.9	28.8	29.6	30.5	31.2	31.7	31.5	30.7	29.7	30.2	29.5	27.8	25.9



Preliminary Real-Time Prices with Forecasted and Actual System Load

	HE1	HE2	HE3	HE4	HE5	HE6	HE7	HE8	HE9	HE10	HE11	HE12	HE13	HE14	HE15	HE16	HE17	HE18	HE19	HE20	HE21	HE22	HE23	HE24
Palovrde	9.16	9.09	67.05	23.49	18.35	2.06	10.52	9.08	16.05	23.78	27.22	32.83	32.93	29.55	31.08	30.22	30.01	30.72	32.15	33.20	29.78	25.74	23.38	26.91
sp15	9.44	9.36	68.92	24.30	19.00	2.13	10.86	9.40	16.68	24.71	28.16	34.06	34.09	30.65	32.24	31.30	31.12	31.81	33.21	34.26	31.03	26.80	24.22	27.80
np15	10.17	9.90	74.54	26.29	20.50	2.32	11.82	10.23	18.33	26.79	29.55	35.71	35.56	31.31	32.71	31.42	31.26	32.17	34.11	35.36	32.79	27.63	25.37	29.48
pgae	10.36	10.08	75.89	26.77	20.88	2.36	11.99	10.40	18.72	27.41	30.36	36.77	36.67	32.34	33.77	32.48	32.32	33.25	35.21	36.48	34.06	28.47	26.09	30.17
sce	9.69	9.59	70.74	24.86	19.43	2.18	11.06	9.60	17.06	25.26	28.79	34.88	34.90	31.36	32.98	32.03	31.83	32.51	33.95	35.00	31.71	27.38	24.86	28.50
sdge	9.68	9.56	70.12	24.73	19.35	2.17	11.06	9.50	17.02	25.39	29.10	35.20	35.30	31.68	33.34	32.38	32.21	32.91	34.36	35.45	32.21	27.70	25.02	28.53
Forecast-Load	1.8	1.5	1.3	1.6	1.6	1.6	1.4	0.9	0.3	0.0	-0.2	-0.2	-0.2	0.0	0.2	0.3	0.4	0.2	-0.2	-0.7	-0.6	0.0	0.6	1.0
Load	22.75	21.61	20.97	20.25	20.17	20.35	20.41	21.44	23.52	25.32	26.90	28.13	29.00	29.55	30.25	30.90	31.25	31.30	30.89	30.38	30.79	29.47	27.22	24.88



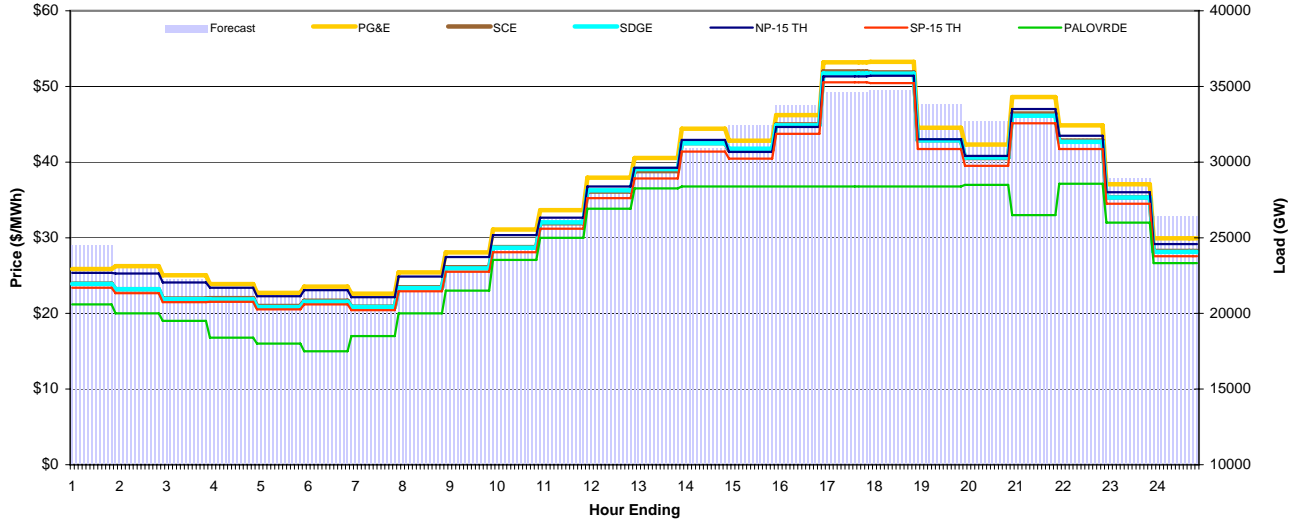
CAISO Daily Report

Sunday August 09, 2009

Price Color Codes: <=0 >=100 >=200

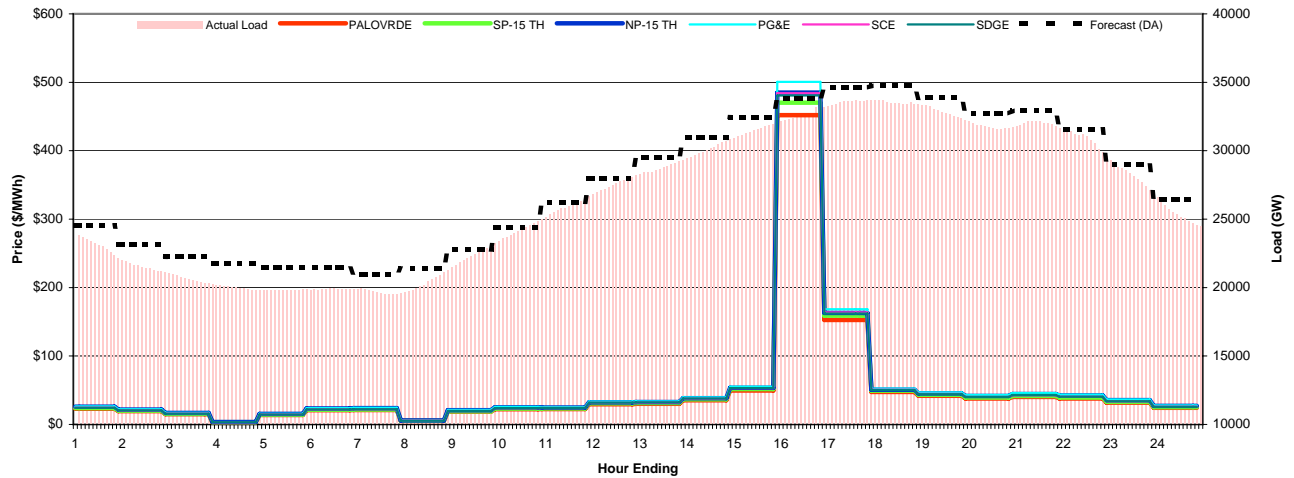
Day-Ahead Prices and Cleared Load

	HE1	HE2	HE3	HE4	HE5	HE6	HE7	HE8	HE9	HE10	HE11	HE12	HE13	HE14	HE15	HE16	HE17	HE18	HE19	HE20	HE21	HE22	HE23	HE24
PG&E	25.87	26.25	25.05	23.87	22.72	23.54	22.62	25.41	28.07	31.09	33.65	37.95	40.53	44.41	42.84	46.21	53.18	53.25	44.55	42.33	48.61	44.86	37.07	29.92
SCE	23.94	23.19	21.98	22.02	20.99	21.67	20.89	23.45	26.10	28.77	31.92	36.10	38.81	42.51	41.56	44.97	51.99	51.86	42.88	40.55	46.43	42.85	35.35	28.24
SDGE	23.89	23.20	21.88	21.84	20.82	21.54	20.86	23.34	25.96	28.68	32.03	36.26	39.08	42.48	41.77	44.85	51.71	51.68	42.87	40.61	46.12	42.68	35.31	28.13
NP-15 TH	25.35	25.28	24.10	23.39	22.27	23.07	22.15	24.87	27.45	30.34	32.66	36.77	39.26	42.94	41.35	44.65	51.33	51.42	43.02	40.82	47.02	43.49	36.02	29.17
SP-15 TH	23.38	22.68	21.48	21.53	20.53	21.20	20.44	22.93	25.50	28.10	31.20	35.23	37.84	41.39	40.46	43.73	50.55	50.43	41.74	39.51	45.14	41.73	34.48	27.56
PALOVPRDE	21.20	20.00	19.02	16.79	16.00	15.00	17.00	20.00	23.00	27.07	30.00	33.84	36.52	36.77	36.77	36.77	36.77	36.77	36.77	37.00	33.00	37.14	32.00	26.64
Forecast	24.5	23.1	22.2	21.7	21.5	21.0	21.4	22.8	24.4	26.2	27.9	29.5	30.9	32.4	33.8	34.6	34.8	33.9	32.7	32.9	31.6	29.0	26.4	



Preliminary Real-Time Prices with Forecasted and Actual System Load

	HE1	HE2	HE3	HE4	HE5	HE6	HE7	HE8	HE9	HE10	HE11	HE12	HE13	HE14	HE15	HE16	HE17	HE18	HE19	HE20	HE21	HE22	HE23	HE24
Palovrde	23.02	19.43	14.92	3.10	13.84	20.79	21.07	5.20	18.61	22.26	22.48	29.54	30.10	35.29	49.63	451.90	152.67	47.35	41.77	37.97	40.14	37.89	31.91	24.29
sp15	23.82	20.13	15.43	3.22	14.37	21.57	21.74	5.37	19.25	23.19	23.42	30.80	31.27	36.67	51.60	470.12	159.03	49.23	43.33	39.23	41.57	39.22	33.02	25.23
np15	26.02	21.86	16.80	3.48	15.44	23.35	23.79	5.78	20.78	25.03	24.68	32.33	32.70	38.25	53.54	484.94	162.86	50.79	45.31	41.69	44.38	42.27	35.43	27.14
pgae	26.53	22.27	17.11	3.54	15.74	23.79	24.23	5.90	21.24	25.64	25.40	33.32	33.71	39.47	55.25	500.53	168.30	52.45	46.77	43.01	45.74	43.51	36.39	27.77
sce	24.44	20.58	15.78	3.29	14.69	22.05	22.26	5.51	19.74	23.79	24.02	31.62	32.13	37.72	53.09	483.97	163.72	50.63	44.57	40.33	42.77	40.34	33.93	25.87
sdge	24.29	20.57	15.73	3.27	14.53	21.89	22.11	5.47	19.65	23.76	24.11	31.81	32.32	37.81	53.16	480.80	162.02	50.29	44.22	40.28	42.97	40.40	33.89	25.71
Forecast-Load	1.5	1.7	1.7	1.8	1.7	1.6	1.3	0.8	0.2	0.0	0.2	0.3	0.6	0.7	0.8	1.0	1.0	1.3	1.1	1.0	1.0	0.9	1.0	1.3
Load	22.98	21.43	20.54	19.97	19.83	19.89	19.67	20.55	22.54	24.35	26.06	27.66	28.87	30.26	31.62	32.74	33.60	33.50	32.72	31.75	31.97	30.67	27.93	25.17



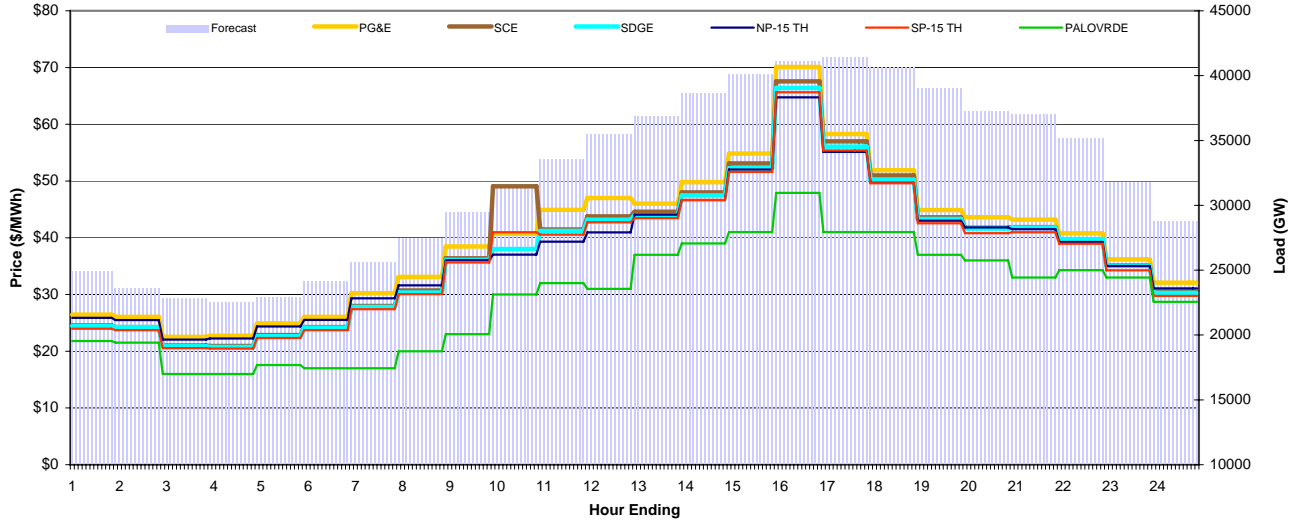
CAISO Daily Report

Monday August 10, 2009

Price Color Codes: <=0 >=100 >=200

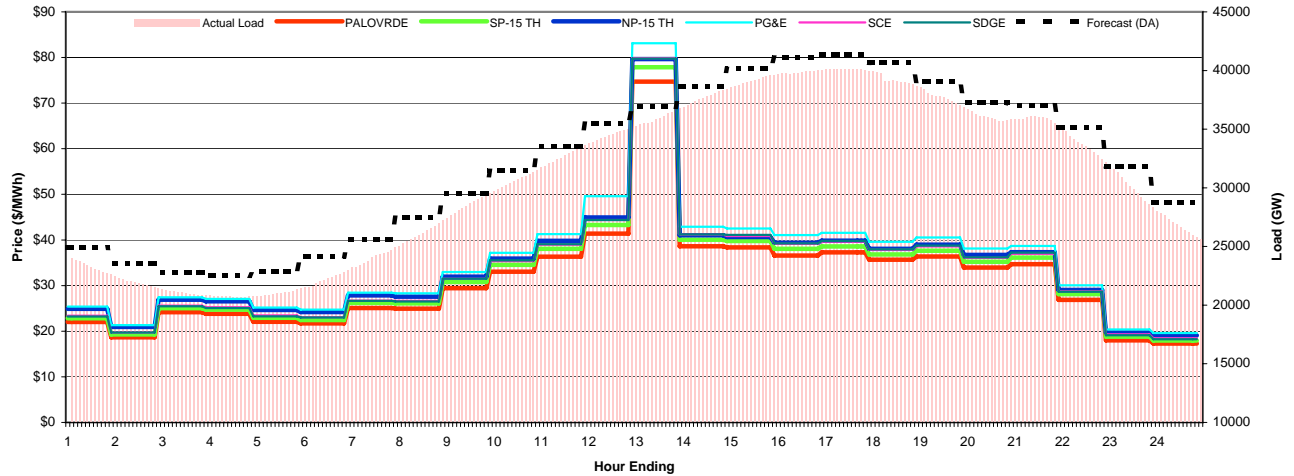
Day-Ahead Prices and Cleared Load

	HE1	HE2	HE3	HE4	HE5	HE6	HE7	HE8	HE9	HE10	HE11	HE12	HE13	HE14	HE15	HE16	HE17	HE18	HE19	HE20	HE21	HE22	HE23	HE24
PG&E	26.45	26.06	22.52	22.73	24.91	26.06	30.23	33.10	38.46	40.72	44.91	47.00	46.01	49.79	54.85	70.11	58.28	51.92	44.90	43.61	43.20	40.77	36.22	32.10
SCE	24.55	24.24	21.00	20.92	22.83	24.26	27.96	30.72	36.38	49.07	41.46	43.75	44.58	48.00	53.09	67.57	57.00	50.98	43.59	41.76	41.87	39.74	35.13	30.52
SDGE	24.44	24.25	20.87	20.77	22.65	24.13	27.79	30.35	36.09	38.02	41.21	43.18	43.97	47.46	52.24	66.41	56.05	50.23	43.33	41.63	41.79	39.75	35.08	30.27
NP-15 TH	25.89	25.50	22.05	22.24	24.37	25.52	29.34	31.61	36.07	37.01	39.31	40.96	44.09	46.65	52.02	64.75	55.13	49.68	43.00	41.82	41.50	39.25	35.01	31.07
SP-15 TH	23.97	23.72	20.56	20.48	22.34	23.71	27.42	30.07	35.64	40.99	40.55	42.72	43.46	46.68	51.60	65.65	55.39	49.60	42.55	40.81	40.97	38.95	34.26	29.76
PALOVPRDE	21.79	21.53	16.00	16.00	17.56	17.00	17.00	20.00	23.00	30.00	32.00	31.00	37.00	39.00	41.00	47.92	41.00	41.00	37.00	36.00	33.00	34.29	33.00	28.70
Forecast	24.9	23.6	22.8	22.5	22.9	24.2	25.6	27.5	29.5	31.4	33.5	35.5	36.9	38.6	40.1	41.1	41.4	40.6	39.0	37.2	37.0	35.2	31.8	28.8



Preliminary Real-Time Prices with Forecasted and Actual System Load

	HE1	HE2	HE3	HE4	HE5	HE6	HE7	HE8	HE9	HE10	HE11	HE12	HE13	HE14	HE15	HE16	HE17	HE18	HE19	HE20	HE21	HE22	HE23	HE24
Palovrde	22.02	18.66	24.16	23.83	22.06	21.70	25.09	24.95	29.42	33.03	36.35	41.37	74.70	38.62	38.36	36.57	37.30	35.68	36.36	33.94	34.70	26.88	18.01	17.28
sp15	22.83	19.29	25.05	24.72	22.94	22.44	26.19	26.09	30.80	34.56	38.05	43.30	77.87	40.07	39.77	38.06	38.59	36.84	37.62	35.23	36.14	28.13	18.80	17.97
np15	24.90	20.93	26.90	26.55	24.67	24.22	27.84	27.56	31.97	35.93	39.81	44.92	79.67	41.05	40.65	39.39	39.85	38.07	38.97	36.74	37.32	29.02	19.72	19.08
pgae	25.40	21.32	27.41	27.09	25.18	24.74	28.44	28.30	32.98	37.17	41.30	49.58	83.14	42.88	42.53	41.09	41.55	39.61	40.54	38.12	38.67	30.05	20.37	19.59
sce	23.39	19.73	25.60	25.27	23.45	23.08	26.68	26.65	31.49	35.36	38.98	44.35	79.86	41.16	40.86	39.13	39.65	37.83	38.59	36.09	36.98	28.77	19.31	18.44
sdge	23.20	19.70	25.45	25.08	23.27	23.00	26.66	26.51	31.51	35.52	39.06	44.37	79.76	41.22	41.09	39.26	39.76	37.95	38.75	36.21	37.20	28.67	19.13	18.23
Forecast-Load	1.7	1.7	1.8	1.8	1.8	1.8	1.4	1.2	0.8	0.6	0.7	0.9	0.8	0.8	0.9	1.2	1.3	1.5	1.5	1.3	1.2	1.8	2.1	2.2
Load	23.21	21.84	21.02	20.75	21.10	22.35	24.20	26.30	28.72	30.79	32.85	34.64	36.09	37.86	39.22	39.89	40.11	39.10	37.55	35.98	35.82	33.35	29.76	26.58



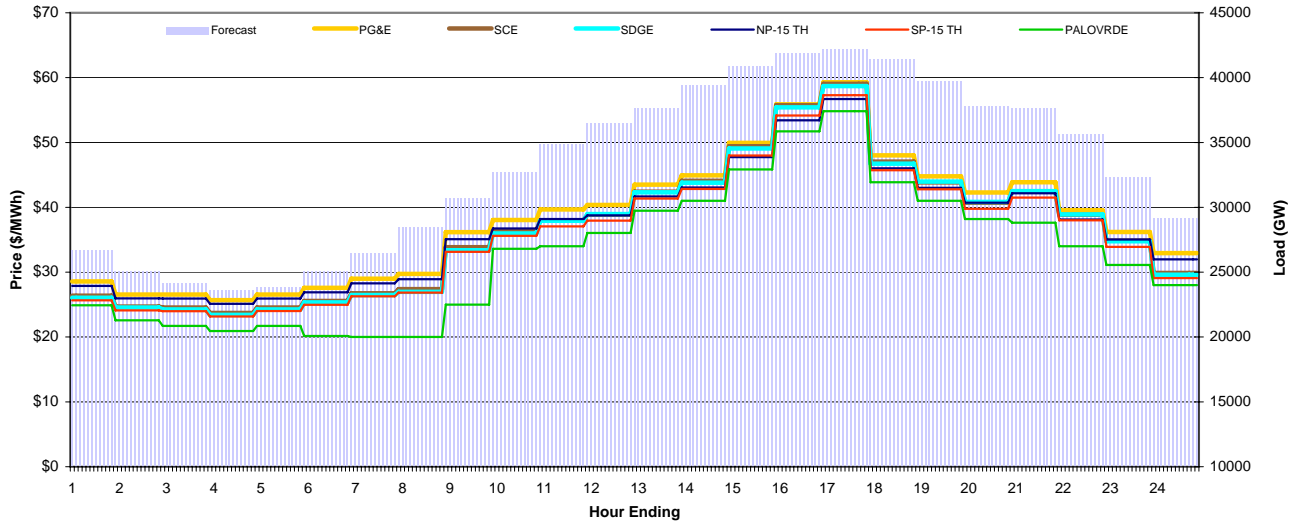
CAISO Daily Report

Tuesday August 11, 2009

Price Color Codes: <=0 >=100 >=200

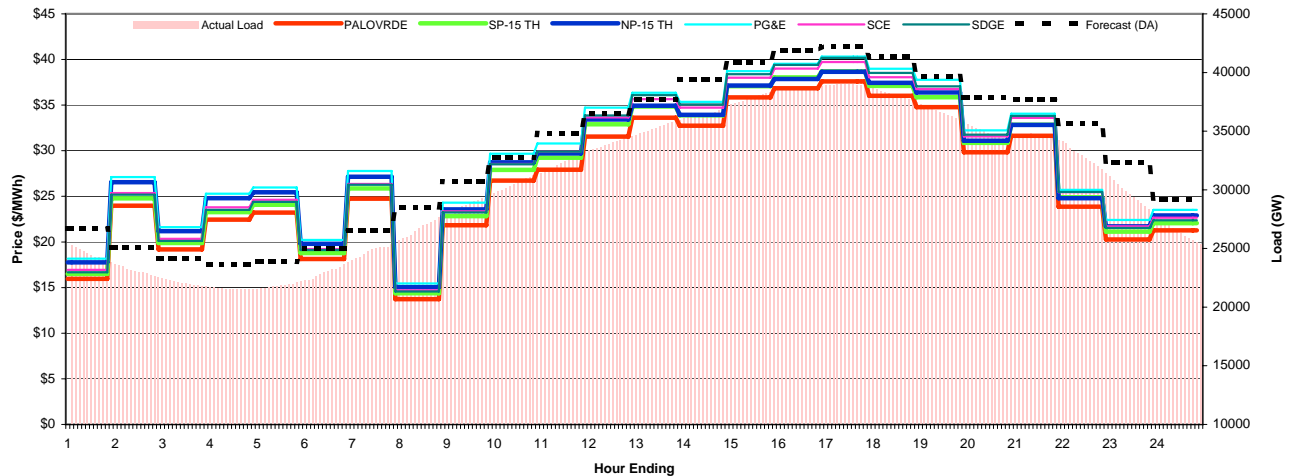
Day-Ahead Prices and Cleared Load

	HE1	HE2	HE3	HE4	HE5	HE6	HE7	HE8	HE9	HE10	HE11	HE12	HE13	HE14	HE15	HE16	HE17	HE18	HE19	HE20	HE21	HE22	HE23	HE24
PG&E	28.57	26.55	26.55	25.69	26.54	27.59	28.99	29.74	36.17	38.05	39.67	40.35	43.50	44.94	49.94	55.89	59.29	48.01	44.79	42.29	43.87	39.56	36.20	32.93
SCE	26.37	24.69	24.55	23.70	24.55	25.55	26.74	27.39	33.85	36.39	37.95	38.87	42.41	44.09	49.42	55.74	59.05	47.06	43.84	40.72	42.49	38.85	34.86	29.89
SDGE	26.05	24.55	24.26	23.41	24.26	25.35	26.47	26.98	33.38	35.98	37.93	38.96	42.33	43.79	49.08	55.43	58.69	46.72	43.96	40.84	42.49	38.92	34.77	29.61
NP-15 TH	27.89	25.96	25.94	25.11	25.92	26.90	28.27	28.92	35.08	36.74	38.20	38.76	41.67	43.05	47.74	53.42	56.69	46.02	43.00	40.71	42.17	38.13	35.03	31.99
SP-15 TH	25.67	24.11	23.99	23.16	24.01	24.97	26.28	26.85	33.14	35.60	37.05	37.94	41.36	42.83	48.00	54.15	57.30	45.72	42.77	39.76	41.49	37.99	33.90	29.08
PALOVNRDE	24.89	22.59	21.72	20.93	21.72	20.15	20.00	20.00	25.00	33.61	34.00	36.04	39.49	41.02	45.84	51.71	54.81	43.88	41.01	38.20	37.63	34.00	31.11	28.00
Forecast	26.7	25.1	24.1	23.6	23.9	25.0	26.5	28.5	30.7	32.7	34.8	36.5	37.7	39.4	40.9	41.9	42.2	41.4	39.7	37.8	37.7	35.6	32.3	29.1



Preliminary Real-Time Prices with Forecasted and Actual System Load

	HE1	HE2	HE3	HE4	HE5	HE6	HE7	HE8	HE9	HE10	HE11	HE12	HE13	HE14	HE15	HE16	HE17	HE18	HE19	HE20	HE21	HE22	HE23	HE24
Palovrde	15.95	23.97	19.18	22.44	23.21	18.13	24.74	13.74	21.84	26.72	27.91	31.55	33.62	32.74	35.85	36.85	37.59	36.02	34.77	29.83	31.64	23.88	20.27	21.27
sp15	16.49	24.78	19.89	23.27	24.08	18.78	25.87	14.38	22.83	27.90	29.23	32.89	34.84	33.87	37.07	38.03	38.70	37.10	35.87	30.86	32.85	24.91	21.13	22.06
np15	17.76	26.54	21.18	24.79	25.45	19.79	27.16	15.06	23.57	28.72	29.70	33.43	34.93	33.94	37.15	37.87	38.66	37.43	36.38	31.10	32.83	24.80	21.71	22.90
pgae	18.17	27.12	21.62	25.29	25.98	20.22	27.78	15.46	24.30	29.67	30.80	34.73	36.35	35.36	38.72	39.52	40.32	38.98	37.78	32.23	34.06	25.70	22.41	23.52
sce	16.93	25.36	20.35	23.80	24.63	19.22	26.36	14.69	23.35	28.55	29.90	33.66	35.65	34.72	38.00	39.00	39.72	38.06	36.75	31.57	33.60	25.46	21.70	22.65
sdge	16.67	25.18	20.12	23.52	24.39	19.12	26.27	14.57	23.25	28.52	29.91	33.87	36.09	35.08	38.40	39.40	40.18	38.53	37.05	31.76	33.80	25.49	21.54	22.38
Forecast-Load	2.2	2.1	2.1	2.1	2.0	1.9	1.5	1.6	1.8	2.0	2.4	2.4	2.2	2.8	2.9	3.2	3.3	3.4	3.3	3.0	3.1	3.1	3.1	2.9
Load	24.45	22.99	22.02	21.56	21.91	23.14	24.98	26.94	28.89	30.70	32.48	34.09	35.46	36.60	37.97	38.69	38.91	37.96	36.44	34.84	34.61	32.56	29.26	26.27



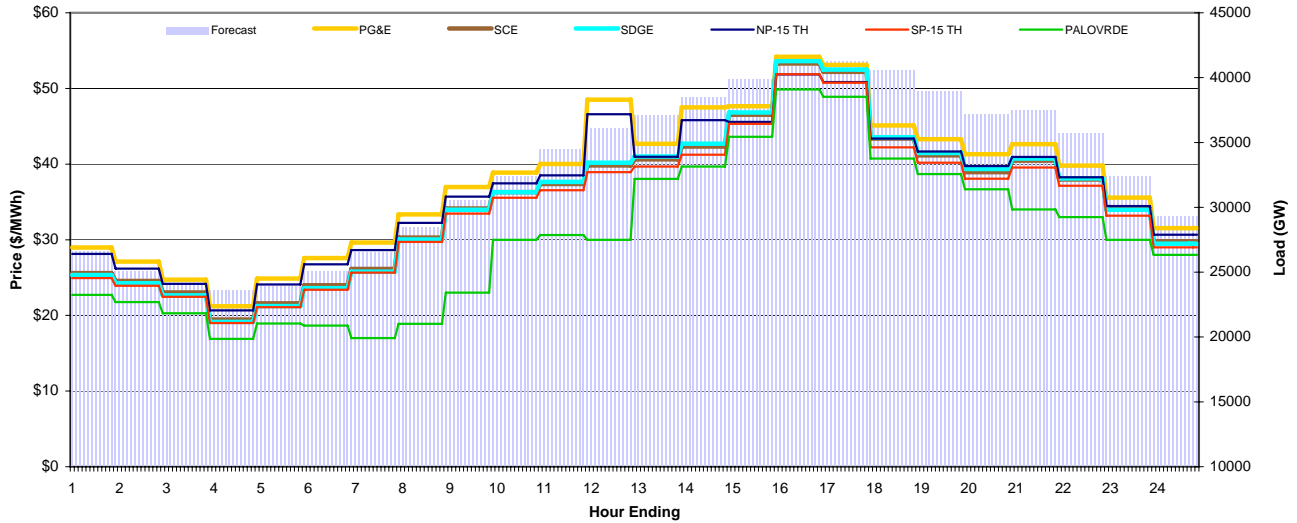
CAISO Daily Report

Wednesday August 12, 2009

Price Color Codes: <=0 >=100 >=200

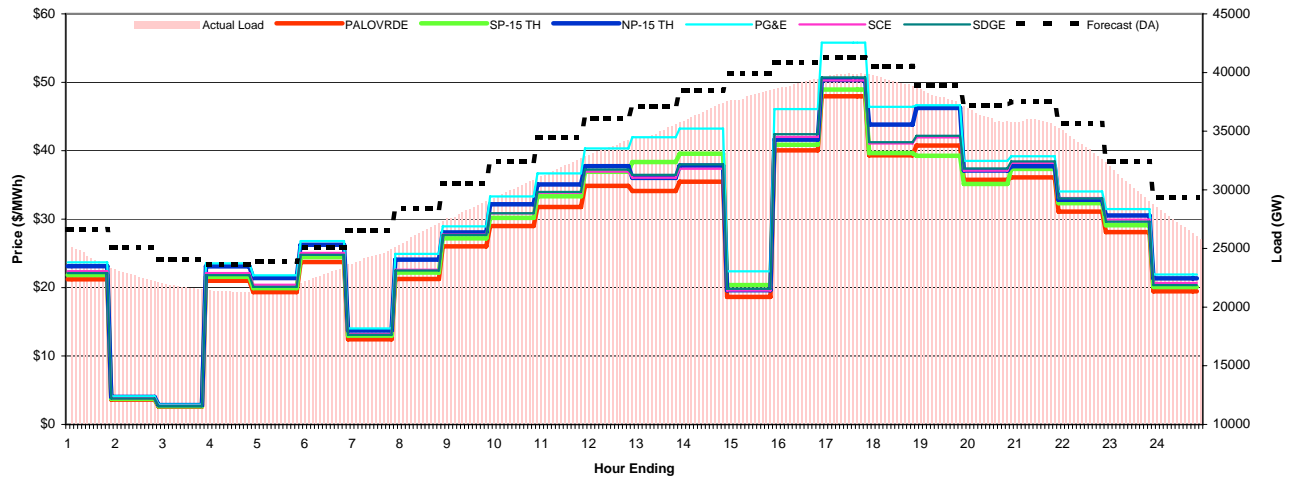
Day-Ahead Prices and Cleared Load

	HE1	HE2	HE3	HE4	HE5	HE6	HE7	HE8	HE9	HE10	HE11	HE12	HE13	HE14	HE15	HE16	HE17	HE18	HE19	HE20	HE21	HE22	HE23	HE24
PG&E	28.97	27.12	24.72	21.21	24.87	27.58	29.63	33.35	36.96	38.87	40.01	48.51	42.67	47.51	47.64	54.19	53.11	45.12	43.28	41.30	42.64	39.80	35.57	31.53
SCE	25.58	24.55	23.03	19.45	21.59	23.99	26.14	30.29	34.14	36.29	37.37	39.83	40.64	42.31	46.54	53.29	52.19	43.37	41.15	38.93	40.45	37.97	34.14	29.81
SDGE	25.33	24.26	22.65	19.14	21.22	23.61	25.79	30.03	33.96	36.30	37.65	40.19	41.02	42.70	46.81	53.61	52.49	43.55	41.47	39.37	40.74	38.12	33.97	29.49
NP-15 TH	28.14	26.18	24.17	20.67	24.10	26.76	28.64	32.24	35.70	37.45	38.50	46.59	40.97	45.81	45.58	51.85	50.85	43.38	41.66	39.74	40.95	38.26	34.45	30.67
SP-15 TH	24.93	23.93	22.47	18.99	21.08	23.39	25.65	29.72	33.46	35.55	36.54	38.93	39.68	41.24	45.31	51.88	50.77	42.22	40.17	38.06	39.54	37.13	33.19	28.99
PALOVPRDE	22.72	21.77	20.29	16.91	18.92	18.66	17.00	18.88	23.00	30.00	30.63	30.00	38.04	39.68	43.62	49.88	48.89	40.72	38.68	36.67	34.00	33.00	30.00	28.00
Forecast	26.6	25.1	24.1	23.6	23.9	25.1	26.5	28.4	30.5	32.4	34.5	36.1	37.1	38.5	39.9	40.9	41.3	40.6	38.9	37.2	37.5	35.7	32.4	29.3



Preliminary Real-Time Prices with Forecasted and Actual System Load

	HE1	HE2	HE3	HE4	HE5	HE6	HE7	HE8	HE9	HE10	HE11	HE12	HE13	HE14	HE15	HE16	HE17	HE18	HE19	HE20	HE21	HE22	HE23	HE24
Palovrde	21.20	3.64	2.59	20.99	19.33	23.72	12.45	21.25	26.02	28.99	31.77	34.87	34.13	35.46	18.64	40.05	47.96	39.33	40.76	35.76	36.10	31.09	28.10	19.45
sp15	21.83	3.74	2.67	21.59	19.93	24.45	12.97	22.18	27.20	30.18	33.35	36.92	38.35	39.57	20.37	40.88	48.94	39.66	39.25	35.14	37.35	32.33	29.10	20.10
np15	23.13	4.02	2.83	23.10	21.39	26.25	13.72	24.09	28.06	32.16	35.07	37.75	36.04	37.83	19.62	41.62	50.34	43.83	46.25	37.12	37.74	32.84	30.55	21.35
pgae	23.70	4.11	2.89	23.55	21.80	26.80	14.04	24.92	28.94	33.31	36.68	40.33	41.98	43.23	22.38	46.09	55.79	46.41	46.66	38.51	39.18	34.03	31.48	21.90
sce	22.41	3.83	2.74	22.13	20.41	25.07	13.22	22.61	27.77	30.85	33.86	36.95	36.06	37.37	19.58	42.01	50.26	41.06	41.94	37.08	38.23	33.08	29.94	20.67
sdge	22.12	3.78	2.70	21.81	20.12	24.79	13.10	22.49	27.68	30.86	33.98	37.25	36.49	37.99	19.84	42.42	50.71	41.25	42.17	37.41	38.44	33.04	29.63	20.38
Forecast-Load	2.5	2.5	2.4	2.3	2.2	2.1	2.0	1.9	2.1	2.1	2.3	2.3	2.0	1.6	1.7	1.7	1.4	1.4	1.2	1.1	1.8	2.2	2.3	2.4
Load	24.16	22.55	21.68	21.34	21.72	23.01	24.52	26.55	28.45	30.32	32.15	33.80	35.08	36.88	38.18	39.19	39.85	39.16	37.73	36.09	35.74	33.49	30.06	26.91



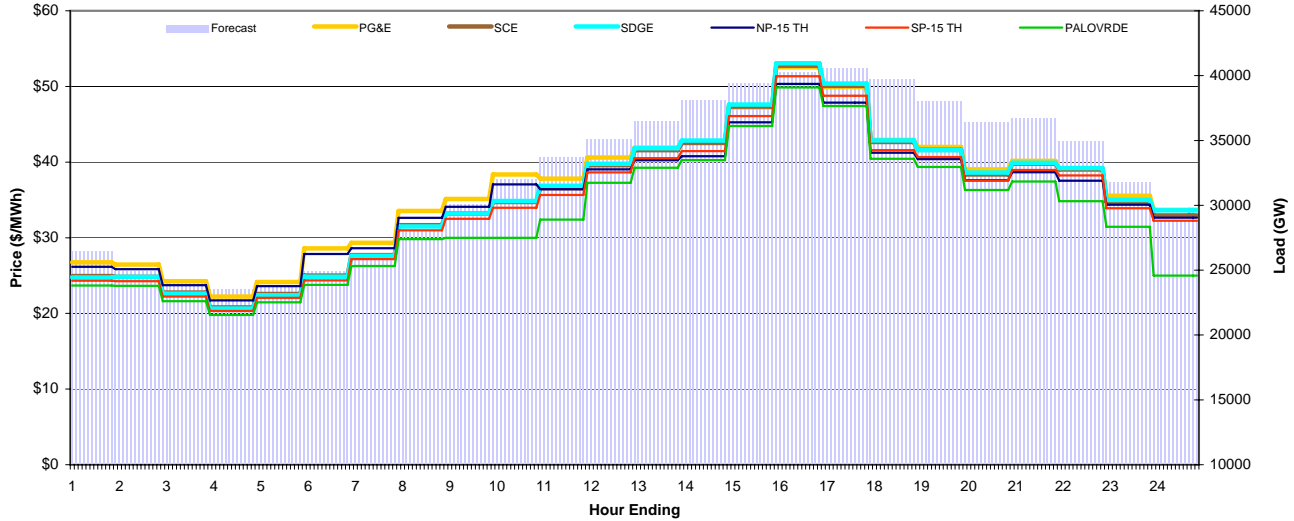
CAISO Daily Report

Thursday August 13, 2009

Price Color Codes: <=0 >=100 >=200

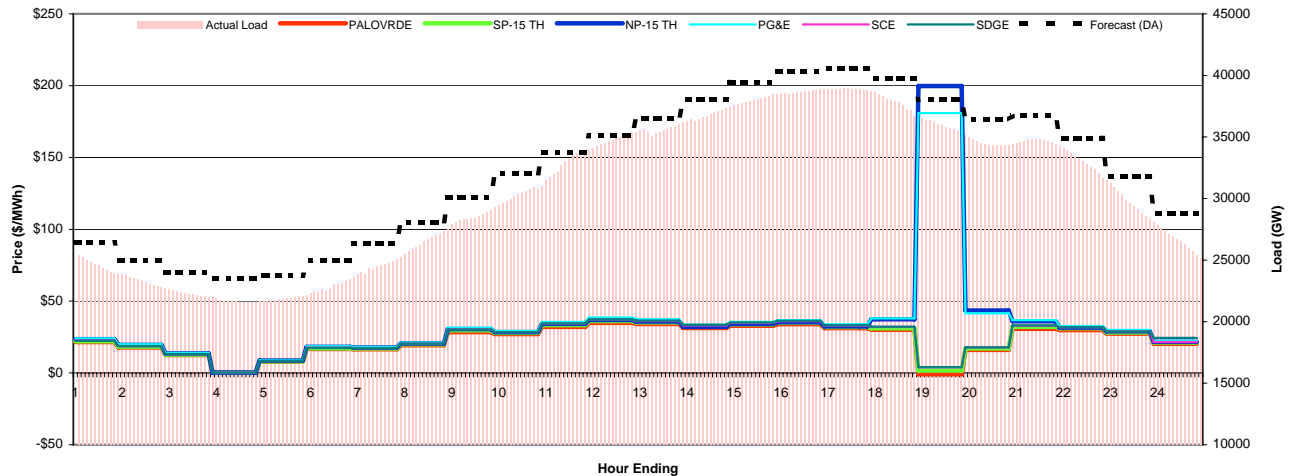
Day-Ahead Prices and Cleared Load

	HE1	HE2	HE3	HE4	HE5	HE6	HE7	HE8	HE9	HE10	HE11	HE12	HE13	HE14	HE15	HE16	HE17	HE18	HE19	HE20	HE21	HE22	HE23	HE24
PG&E	26.76	26.45	24.25	22.23	24.15	28.59	29.34	33.55	35.14	38.37	37.82	40.61	41.92	42.55	47.23	52.53	49.93	42.92	41.99	39.04	40.16	38.97	35.55	33.69
SCE	24.94	24.83	22.75	20.79	22.57	24.99	27.72	31.66	33.21	34.73	36.55	39.59	41.57	42.54	47.33	52.75	50.07	42.65	41.62	38.37	39.79	39.04	34.75	32.96
SDGE	24.75	24.84	22.60	20.65	22.41	24.86	27.60	31.49	33.21	34.86	36.86	39.78	41.82	42.85	47.61	53.06	50.38	42.87	41.57	38.62	39.92	39.21	35.01	33.63
NP-15 TH	26.17	25.85	23.72	21.72	23.59	27.86	28.62	32.63	34.08	37.06	36.42	39.04	40.25	40.78	45.26	50.33	47.87	41.23	40.40	37.61	38.67	37.53	34.37	32.66
SP-15 TH	24.31	24.26	22.24	20.32	22.06	24.37	27.17	30.98	32.50	33.95	35.65	38.65	40.52	41.44	46.09	51.36	48.76	41.57	40.67	37.54	38.95	38.25	33.89	32.25
PALOVDRDE	23.68	23.65	21.61	19.79	21.46	23.76	26.27	29.82	30.00	32.41	37.26	39.24	40.27	44.78	49.88	47.41	40.44	39.36	36.31	37.43	34.83	31.45	25.00	
Forecast	26.4	25.0	24.0	23.5	23.7	24.9	26.3	28.1	30.1	32.0	33.7	35.1	36.5	38.1	39.4	40.3	40.5	39.7	38.0	36.4	36.7	34.9	31.8	28.8



Preliminary Real-Time Prices with Forecasted and Actual System Load

	HE1	HE2	HE3	HE4	HE5	HE6	HE7	HE8	HE9	HE10	HE11	HE12	HE13	HE14	HE15	HE16	HE17	HE18	HE19	HE20	HE21	HE22	HE23	HE24
Palovrde	21.48	17.77	12.50	0.27	7.86	16.73	16.51	19.24	28.39	27.14	32.14	34.89	34.10	31.27	32.90	34.02	31.16	30.11	-0.87	16.06	30.79	29.88	27.38	20.33
sp15	22.08	18.25	12.86	0.27	8.08	17.17	17.02	19.98	29.60	27.90	33.38	36.12	35.21	32.29	33.85	34.98	32.04	31.06	1.67	17.09	32.09	31.08	28.17	21.17
np15	23.51	19.50	13.64	0.29	8.55	18.21	17.71	20.53	30.59	28.46	34.19	36.93	35.83	32.14	34.05	35.35	32.45	37.36	199.80	43.51	35.96	31.56	29.04	21.61
pgae	24.05	19.92	13.92	0.29	8.73	18.62	18.14	21.11	31.53	29.21	35.56	38.51	37.39	33.54	35.51	36.83	33.83	37.98	180.98	41.54	36.76	32.70	30.02	22.26
sce	22.67	18.69	13.16	0.28	8.27	17.60	17.36	20.40	30.28	28.38	34.24	37.07	36.13	33.15	34.81	35.99	32.96	31.98	3.87	17.76	32.86	31.79	28.93	21.50
sdge	22.37	18.63	13.09	0.28	8.22	17.53	17.34	20.37	30.21	28.44	34.49	37.27	36.40	33.50	35.15	36.32	33.20	32.20	4.01	17.90	33.06	31.74	28.92	24.47
Forecast-Load	2.0	1.8	1.8	1.9	1.8	1.9	1.7	1.3	1.5	1.5	0.6	0.2	0.8	1.2	1.3	1.6	1.7	2.2	2.3	2.0	2.1	2.3	2.5	2.5
Load	24.47	23.14	22.18	21.62	21.92	22.99	24.62	26.72	28.63	30.47	33.09	34.91	35.65	36.89	38.10	38.70	38.84	37.54	35.74	34.41	34.58	32.60	29.27	26.27



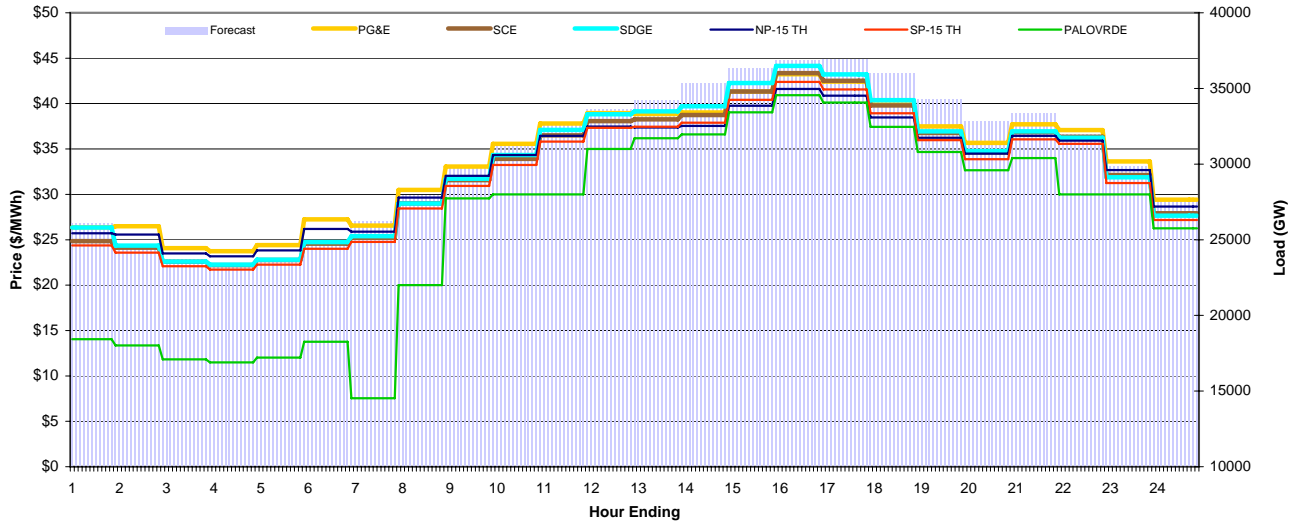
CAISO Daily Report

Friday August 14, 2009

Price Color Codes: <=0 >=100 >=200

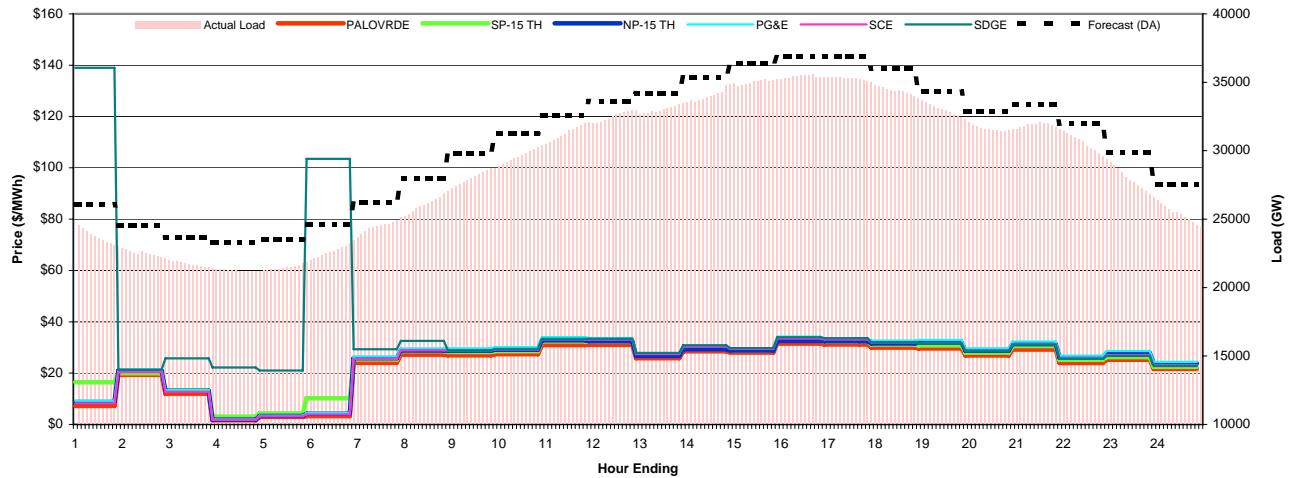
Day-Ahead Prices and Cleared Load

	HE1	HE2	HE3	HE4	HE5	HE6	HE7	HE8	HE9	HE10	HE11	HE12	HE13	HE14	HE15	HE16	HE17	HE18	HE19	HE20	HE21	HE22	HE23	HE24
PG&E	26.37	26.50	24.07	23.73	24.41	27.25	26.56	30.49	33.07	35.57	37.81	38.94	38.84	39.02	41.33	43.24	42.43	39.88	37.48	35.67	37.71	37.09	33.62	29.42
SCE	24.85	24.13	22.58	22.20	22.76	24.57	25.22	29.00	31.56	33.92	36.50	38.07	38.27	38.73	41.33	43.36	42.51	39.79	36.77	34.62	36.84	36.35	32.12	27.92
SDGE	26.35	24.35	22.60	22.25	22.80	24.75	25.40	29.00	31.72	34.33	37.10	38.83	39.15	39.71	42.26	44.15	43.22	40.38	36.94	34.78	36.93	36.24	31.88	27.65
NP-15 TH	25.71	25.58	23.50	23.17	23.83	26.19	25.89	29.64	32.04	34.33	36.45	37.46	37.36	37.54	39.75	41.62	40.86	38.47	36.24	34.50	36.45	35.93	32.67	28.66
SP-15 TH	24.38	23.58	22.08	21.72	22.26	24.00	24.77	28.45	30.93	33.23	35.80	37.32	37.45	37.90	40.42	42.39	41.55	38.93	35.96	33.87	36.05	35.57	31.25	27.18
PALOVPRDE	14.04	13.36	11.83	11.48	12.02	13.76	7.55	20.00	29.56	30.00	30.00	35.00	36.18	36.61	39.03	40.93	40.12	37.44	34.67	32.67	34.00	30.00	30.00	26.26
Forecast	26.1	24.6	23.7	23.3	23.5	24.6	26.2	28.0	29.8	31.3	32.5	33.6	34.2	35.4	36.3	36.9	36.9	36.0	34.3	32.8	33.4	32.0	29.9	27.5



Preliminary Real-Time Prices with Forecasted and Actual System Load

	HE1	HE2	HE3	HE4	HE5	HE6	HE7	HE8	HE9	HE10	HE11	HE12	HE13	HE14	HE15	HE16	HE17	HE18	HE19	HE20	HE21	HE22	HE23	HE24
Palovrde	7.22	19.33	11.99	1.60	2.95	3.26	24.00	27.16	26.91	27.38	30.95	31.05	25.80	28.51	28.01	31.52	31.17	29.91	29.60	26.86	29.16	23.97	25.16	21.62
sp15	16.44	19.96	13.27	3.05	4.27	10.23	25.30	28.59	28.22	28.56	32.38	32.30	26.82	29.64	28.81	32.61	32.29	31.13	30.82	28.00	30.53	25.20	26.25	22.43
np15	8.73	21.00	13.09	1.88	3.32	4.20	25.84	28.82	28.76	29.15	32.79	32.44	26.68	29.31	28.81	32.55	32.41	31.53	31.86	28.76	31.30	26.00	27.79	23.73
pgae	9.21	21.47	13.40	1.96	3.42	4.49	26.52	29.64	29.66	30.14	34.02	33.68	27.76	30.47	29.67	34.25	33.61	32.67	32.95	29.68	32.31	26.80	28.59	24.36
sce	8.24	20.38	12.72	1.78	3.20	3.92	25.49	28.89	28.82	29.19	33.13	33.03	27.47	30.37	29.42	33.46	33.11	31.94	31.65	28.72	31.28	25.80	27.03	23.06
sdge	138.98	21.25	25.72	22.17	20.99	103.51	29.33	32.53	28.88	29.45	33.33	33.44	27.85	30.86	29.75	33.97	33.62	32.08	31.52	28.56	31.13	25.56	26.67	22.75
Forecast-Load	2.5	2.1	2.0	2.0	1.9	1.8	1.6	1.7	1.6	1.5	1.1	1.1	1.1	1.2	1.3	1.5	1.7	1.7	1.4	1.3	1.5	1.7	2.3	2.3
Load	23.61	22.43	21.65	21.26	21.56	22.81	24.61	26.30	28.19	29.76	31.46	32.57	33.10	34.14	35.05	35.43	35.23	34.29	32.87	31.59	31.85	30.29	27.61	25.20



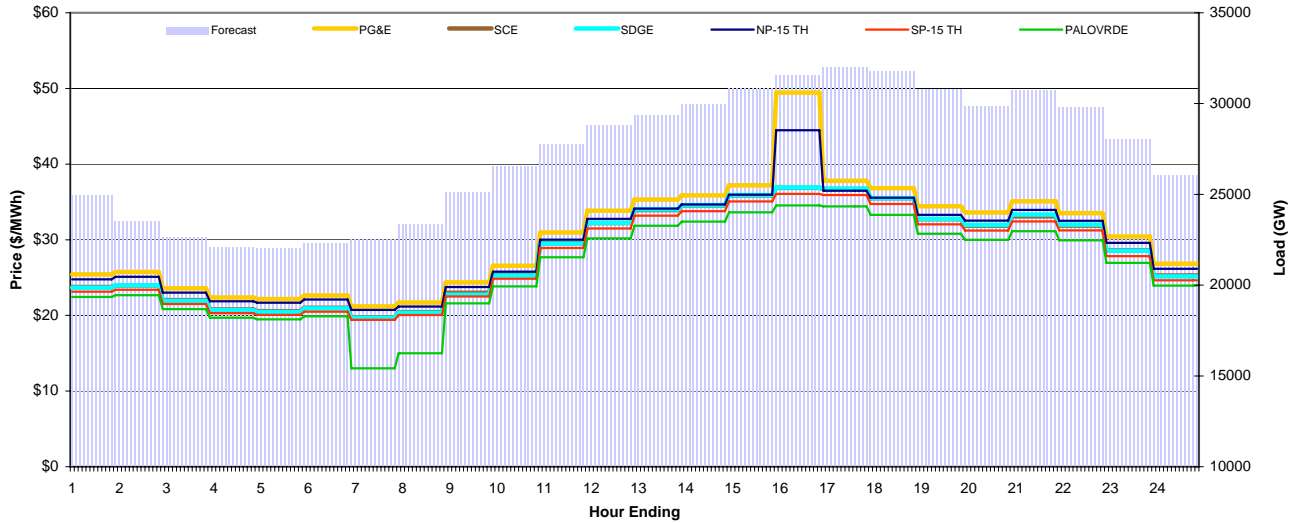
CAISO Daily Report

Saturday August 15, 2009

Price Color Codes: <=0 >=100 >=200

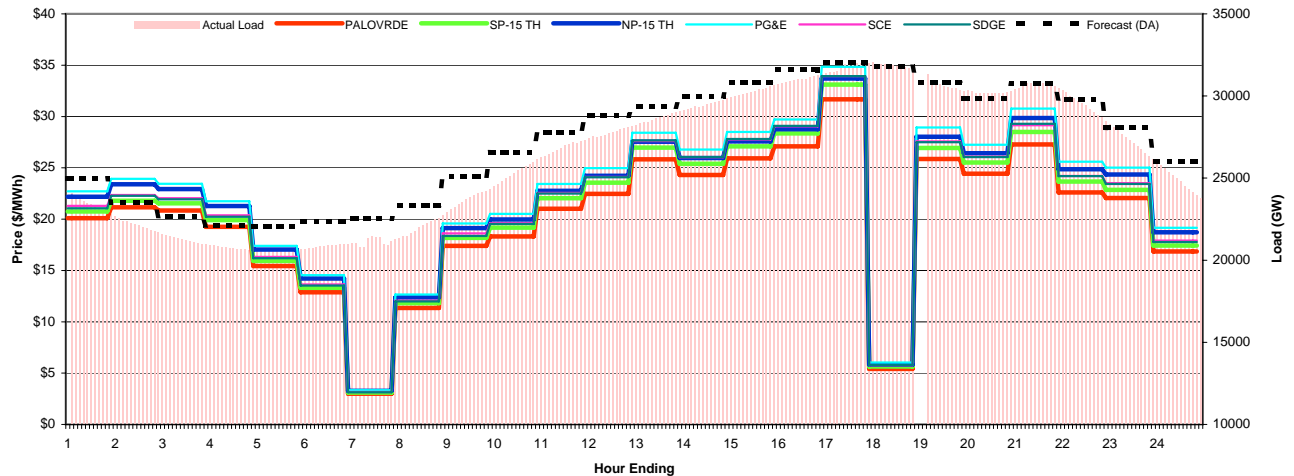
Day-Ahead Prices and Cleared Load

	HE1	HE2	HE3	HE4	HE5	HE6	HE7	HE8	HE9	HE10	HE11	HE12	HE13	HE14	HE15	HE16	HE17	HE18	HE19	HE20	HE21	HE22	HE23	HE24
PG&E	25.42	25.74	23.58	22.37	22.17	22.64	21.18	21.69	24.37	26.56	30.97	33.85	35.32	35.87	37.20	49.45	37.79	36.81	34.43	33.60	35.09	33.52	30.44	26.84
SCE	23.76	23.97	22.02	20.80	20.57	20.99	19.76	20.43	22.99	25.38	29.54	32.20	33.93	34.54	35.86	36.85	36.71	35.48	32.73	31.84	33.10	31.88	28.61	25.28
SDGE	23.66	23.99	21.91	20.70	20.45	20.91	19.69	20.34	22.73	25.27	29.47	32.23	34.03	34.59	35.91	36.90	36.74	35.51	32.76	31.96	33.33	31.99	28.55	25.15
NP-15 TH	24.76	25.11	23.02	21.86	21.67	22.11	20.73	21.18	23.75	25.79	30.01	32.76	34.11	34.66	35.95	44.48	36.48	35.55	33.30	32.52	33.94	32.51	29.58	26.16
SP-15 TH	23.14	23.38	21.50	20.31	20.08	20.49	19.41	20.05	22.51	24.86	28.91	31.49	33.18	33.77	35.07	36.05	35.91	34.73	32.05	31.23	32.42	31.24	27.83	24.63
PALOVNRDE	22.45	22.67	20.84	19.70	19.47	19.88	13.00	15.00	21.59	23.83	27.69	30.19	31.84	32.40	33.63	34.53	34.41	33.28	30.79	30.00	31.13	29.92	26.95	23.94
Forecast	25.0	23.5	22.7	22.1	22.0	22.3	22.5	23.3	25.1	26.6	27.7	28.8	29.3	30.0	30.8	31.6	32.0	31.8	30.8	29.9	30.7	29.8	28.1	26.0



Preliminary Real-Time Prices with Forecasted and Actual System Load

	HE1	HE2	HE3	HE4	HE5	HE6	HE7	HE8	HE9	HE10	HE11	HE12	HE13	HE14	HE15	HE16	HE17	HE18	HE19	HE20	HE21	HE22	HE23	HE24
Palovrde	20.09	21.15	20.83	19.25	15.43	12.87	2.99	11.35	17.39	18.32	21.01	22.46	25.82	24.30	25.92	27.10	31.68	5.41	25.86	24.42	27.28	22.61	22.06	16.85
sp15	20.74	21.80	21.54	19.91	15.94	13.31	3.10	11.82	18.18	19.18	22.04	23.55	26.96	25.40	27.10	28.35	33.12	5.64	26.94	25.52	28.50	23.66	22.86	17.43
np15	22.18	23.39	22.93	21.28	17.04	14.22	3.27	12.38	19.12	19.97	22.76	24.23	27.54	25.95	27.58	28.77	33.70	5.83	28.03	26.42	29.86	24.86	24.35	18.73
pgae	22.71	23.92	23.45	21.75	17.40	14.54	3.33	12.65	19.58	20.52	23.42	24.97	28.42	26.78	28.50	29.71	34.84	6.03	28.93	27.24	30.78	25.59	25.01	19.17
sce	21.29	22.35	22.05	20.38	16.32	13.64	3.17	12.06	18.61	19.61	22.56	24.12	27.61	26.03	27.76	29.05	33.93	5.77	27.58	26.08	29.15	24.21	23.51	17.90
sdge	21.06	22.27	21.93	20.24	16.20	13.52	3.13	11.99	18.37	19.53	22.49	24.09	27.67	26.05	27.81	29.09	33.94	5.78	27.50	26.05	29.28	24.20	23.42	17.78
Forecast-Load	1.6	1.4	1.4	1.4	1.4	1.4	1.4	1.2	1.2	1.1	0.8	0.9	0.6	0.4	0.5	0.5	0.2	0.1	0.4	-0.5	0.2	1.0	1.6	7.8
Load	23.33	22.08	21.21	20.72	20.62	20.90	21.16	22.15	23.85	25.51	26.94	27.86	28.74	29.55	30.35	31.07	31.85	31.71	30.44	30.33	30.51	28.75	26.46	18.26



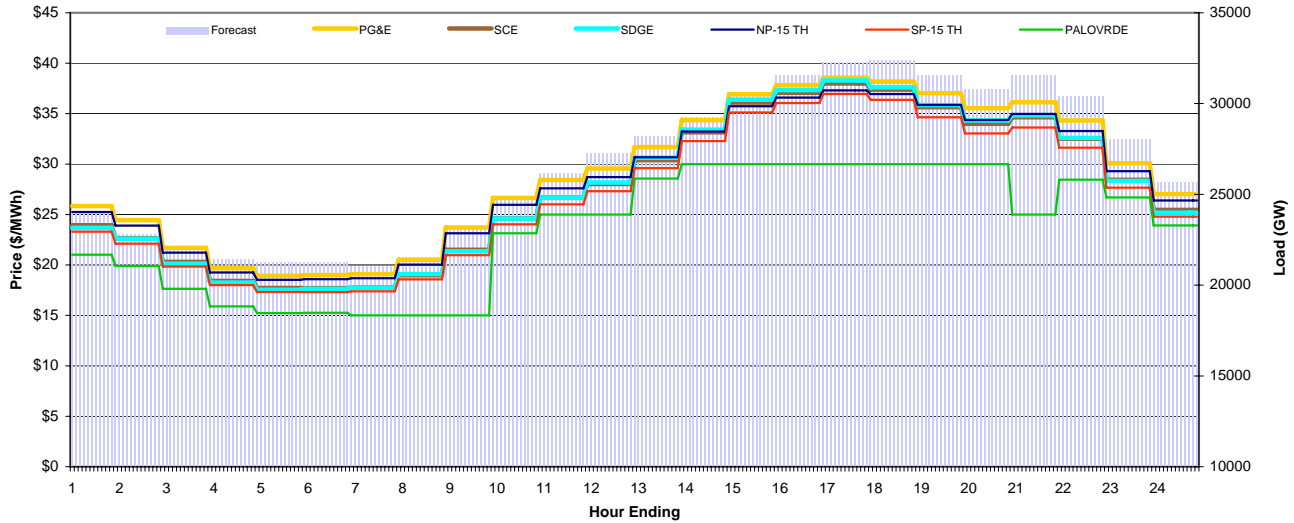
CAISO Daily Report

Sunday August 16, 2009

Price Color Codes: <=0 >=100 >=200

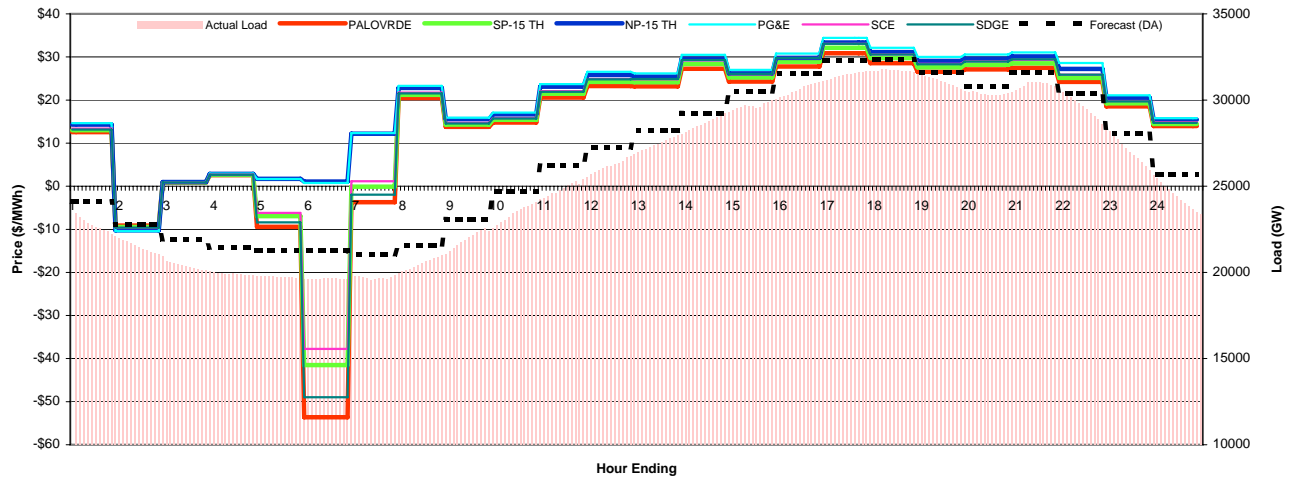
Day-Ahead Prices and Cleared Load

	HE1	HE2	HE3	HE4	HE5	HE6	HE7	HE8	HE9	HE10	HE11	HE12	HE13	HE14	HE15	HE16	HE17	HE18	HE19	HE20	HE21	HE22	HE23	HE24
PG&E	25.84	24.44	21.70	19.68	18.93	19.00	19.10	20.50	23.71	26.64	28.43	29.57	31.69	34.36	36.93	37.83	38.57	38.18	37.04	35.54	36.13	34.32	30.09	27.04
SCE	23.93	22.65	20.30	18.42	17.71	17.70	17.79	18.98	21.51	24.62	26.71	28.03	30.39	33.15	36.09	37.07	37.98	37.38	35.64	33.99	34.64	32.52	28.43	25.46
SDGE	23.69	22.61	20.13	18.26	17.55	17.64	17.76	19.09	21.36	24.60	26.69	28.18	30.62	33.42	36.39	37.34	38.29	37.61	35.84	34.33	34.84	32.60	28.33	25.19
NP-15 TH	25.26	23.90	21.23	19.26	18.52	18.59	18.68	20.04	23.15	25.97	27.61	28.71	30.68	33.23	35.74	36.59	37.31	36.95	35.86	34.37	34.98	33.28	29.30	26.39
SP-15 TH	23.31	22.11	19.85	18.01	17.32	17.30	17.38	18.58	20.97	24.02	26.02	27.31	29.60	32.27	35.12	36.05	36.95	36.37	34.64	33.04	33.62	31.62	27.66	24.79
PALOVPRDE	21.02	19.90	17.63	15.89	15.23	15.26	15.00	15.00	15.00	23.14	25.00	25.00	28.56	30.00	30.00	30.00	30.00	30.00	30.00	30.00	25.00	28.45	26.69	23.93
Forecast	24.1	22.8	21.9	21.4	21.3	21.3	21.1	21.5	23.1	24.7	26.2	27.3	28.2	29.2	30.5	31.6	32.3	32.4	31.6	30.8	31.6	30.4	28.1	25.7



Preliminary Real-Time Prices with Forecasted and Actual System Load

	HE1	HE2	HE3	HE4	HE5	HE6	HE7	HE8	HE9	HE10	HE11	HE12	HE13	HE14	HE15	HE16	HE17	HE18	HE19	HE20	HE21	HE22	HE23	HE24
Palovrde	12.56	-9.12	0.86	2.57	-9.41	-53.61	-3.71	20.47	13.79	14.79	20.57	23.26	23.19	27.27	24.30	27.78	30.87	28.56	26.55	27.13	27.47	24.23	18.54	13.97
sp15	13.01	-9.45	0.90	2.66	-6.95	-41.50	-0.12	21.21	14.32	15.40	21.47	24.21	24.14	28.39	25.27	28.91	32.12	29.74	27.59	28.18	28.52	25.17	19.24	14.46
np15	14.31	-10.23	0.97	2.87	1.71	1.10	12.20	22.82	15.58	16.68	23.10	25.82	25.44	29.60	26.17	29.78	33.37	31.12	29.09	29.62	30.11	27.23	20.55	15.45
pgae	14.64	-10.42	0.99	2.92	1.67	0.74	12.32	23.28	15.92	17.08	23.71	26.55	26.17	30.49	27.00	30.78	34.44	32.12	30.02	30.57	31.07	28.60	21.09	15.79
sce	13.36	-9.67	0.92	2.73	-6.18	-37.75	1.15	21.73	14.70	15.81	22.07	24.87	24.80	29.18	25.99	29.74	33.04	30.60	28.41	29.01	29.35	25.90	19.78	14.85
sdge	13.17	-9.61	0.92	2.69	-8.38	-48.97	-1.97	21.55	14.55	15.72	21.92	24.80	24.88	29.28	26.06	29.76	33.05	30.59	28.30	28.94	29.45	25.90	19.68	14.71
Forecast-Load	1.5	1.5	1.6	1.6	1.6	1.6	1.3	0.9	0.9	1.0	1.2	0.9	0.6	0.4	0.7	0.8	0.8	0.7	0.6	0.4	0.7	1.1	1.4	1.5
Load	22.62	21.32	20.28	19.87	19.69	19.64	19.73	20.65	22.14	23.65	25.04	26.36	27.60	28.82	29.74	30.74	31.50	31.66	30.95	30.36	30.84	29.30	26.69	24.14



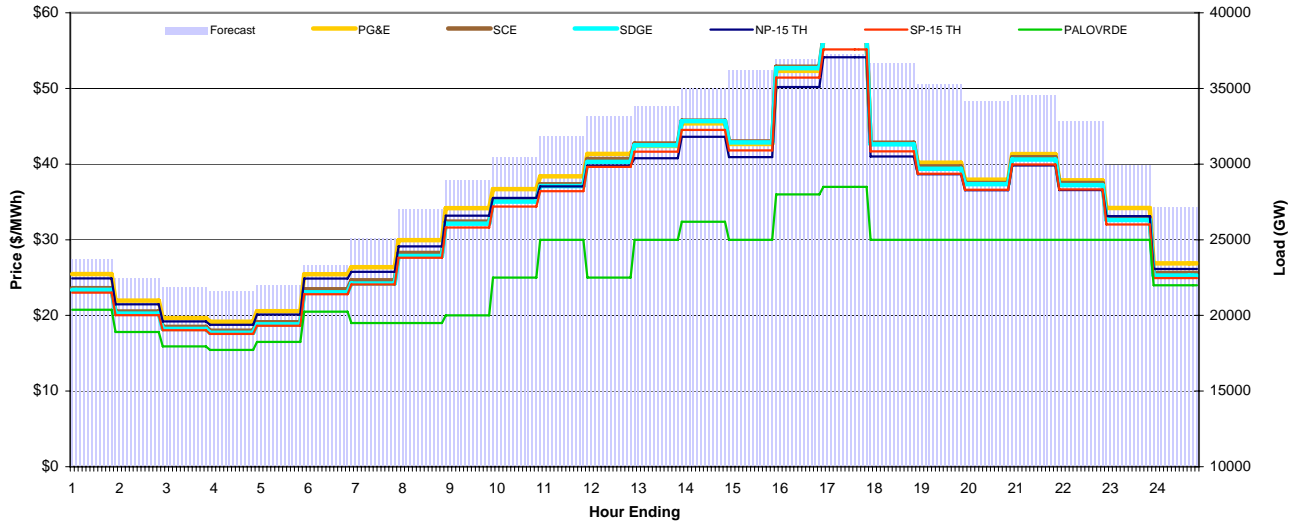
CAISO Daily Report

Monday August 17, 2009

Price Color Codes: <=0 >=100 >=200

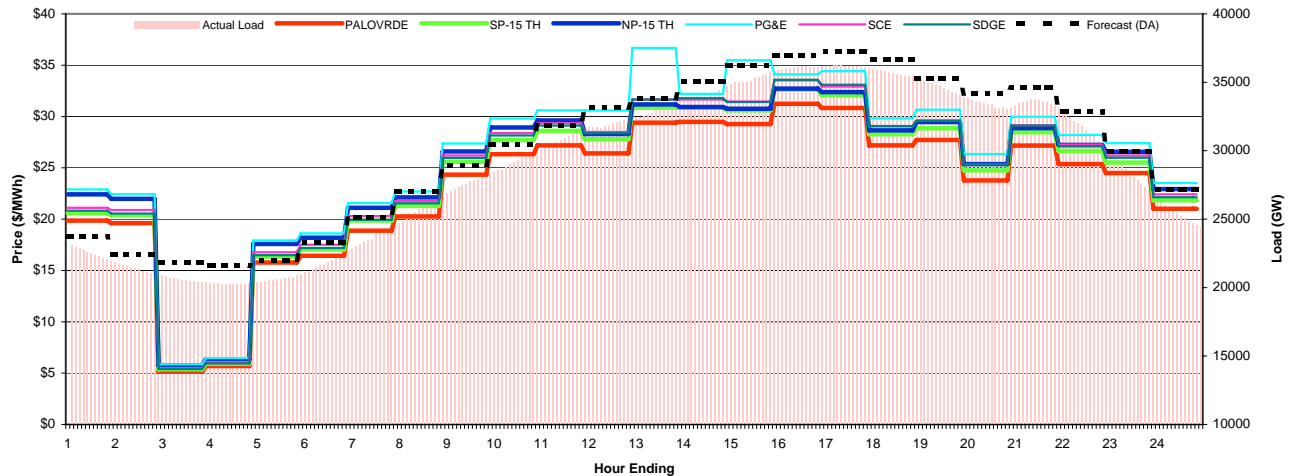
Day-Ahead Prices and Cleared Load

	HE1	HE2	HE3	HE4	HE5	HE6	HE7	HE8	HE9	HE10	HE11	HE12	HE13	HE14	HE15	HE16	HE17	HE18	HE19	HE20	HE21	HE22	HE23	HE24
PG&E	25.46	21.94	19.65	19.17	20.57	25.45	26.37	29.94	34.17	36.70	38.39	41.35	42.40	45.38	42.67	52.33	56.39	42.71	40.18	37.95	41.33	37.86	34.19	26.87
SCE	23.61	20.52	18.48	17.98	19.10	23.45	24.64	28.26	32.41	35.23	37.33	40.67	42.73	45.75	43.00	52.88	56.69	42.82	39.70	37.49	40.91	37.51	32.93	25.62
SDGE	23.37	20.24	18.22	17.71	18.83	23.05	24.22	27.86	32.13	35.05	37.10	40.30	42.48	45.69	42.86	52.68	56.56	42.61	39.38	37.34	40.61	37.23	32.62	25.28
NP-15 TH	24.90	21.46	19.21	18.75	20.12	24.87	25.76	29.13	33.18	35.53	37.06	39.80	40.78	43.60	40.93	50.18	54.11	41.01	38.66	36.55	39.82	36.57	33.12	26.14
SP-15 TH	23.00	20.02	18.04	17.55	18.62	22.81	24.09	27.61	31.62	34.38	36.42	39.63	41.64	44.52	41.82	51.43	55.16	41.67	38.72	36.61	39.95	36.66	32.02	24.93
PALOVPRDE	20.75	17.80	15.90	15.44	16.50	20.50	19.00	19.00	20.00	25.00	30.00	25.00	30.00	32.38	30.00	36.00	37.00	30.00	30.00	30.00	30.00	30.00	30.00	23.98
Forecast	23.7	22.5	21.8	21.6	22.0	23.3	25.1	27.0	29.0	30.5	31.9	33.1	33.9	35.0	36.2	37.0	37.2	36.6	35.3	34.2	34.6	32.8	30.0	27.2



Preliminary Real-Time Prices with Forecasted and Actual System Load

	HE1	HE2	HE3	HE4	HE5	HE6	HE7	HE8	HE9	HE10	HE11	HE12	HE13	HE14	HE15	HE16	HE17	HE18	HE19	HE20	HE21	HE22	HE23	HE24
Palovrde	19.86	19.61	5.14	5.68	15.77	16.42	18.88	20.27	24.33	26.33	27.18	26.41	29.39	29.48	29.26	31.24	30.83	27.19	27.72	23.77	27.17	25.37	24.49	21.02
sp15	20.57	20.38	5.36	5.91	16.35	17.04	19.86	21.30	25.57	27.70	28.61	27.77	30.87	30.86	30.60	32.63	32.06	28.28	28.85	24.75	28.46	26.64	25.52	21.84
np15	22.42	21.98	5.75	6.34	17.58	18.19	21.11	22.12	26.59	28.93	29.61	28.30	31.18	30.93	30.75	32.72	32.38	28.65	29.46	25.36	28.87	27.24	26.56	22.93
pgae	22.89	22.43	5.86	6.47	17.93	18.61	21.57	22.70	27.37	29.81	30.61	30.58	36.68	32.21	35.49	34.10	34.42	29.83	30.66	26.34	29.98	28.20	27.40	23.53
sce	21.11	20.89	5.49	6.06	16.78	17.50	20.30	21.77	26.20	28.39	29.36	28.49	31.64	31.66	31.46	33.51	32.92	29.04	29.62	25.37	29.14	27.26	26.21	22.42
sdge	20.82	20.55	5.39	5.94	16.49	17.20	19.93	21.55	25.98	28.15	29.13	28.38	31.66	31.79	31.42	33.58	33.09	29.08	29.57	25.35	29.11	27.09	25.98	22.13
Forecast-Load	1.3	1.2	1.3	1.3	1.3	1.3	1.3	1.1	1.2	1.1	0.9	1.1	0.7	0.9	0.8	0.8	1.1	1.1	0.8	0.8	1.1	1.5	1.9	2.0
Load	22.46	21.30	20.55	20.31	20.71	21.98	23.85	25.89	27.76	29.34	30.99	32.05	33.14	34.13	35.38	36.11	36.16	35.60	34.51	33.34	33.50	31.36	28.02	25.19



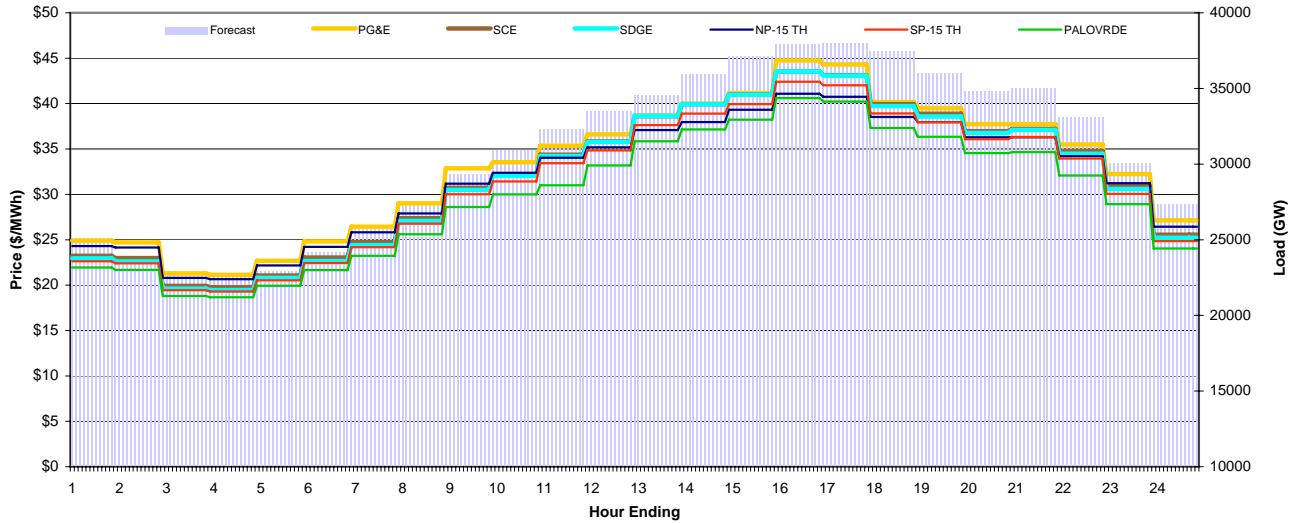
CAISO Daily Report

Tuesday August 18, 2009

Price Color Codes: <=0 >=100 >=200

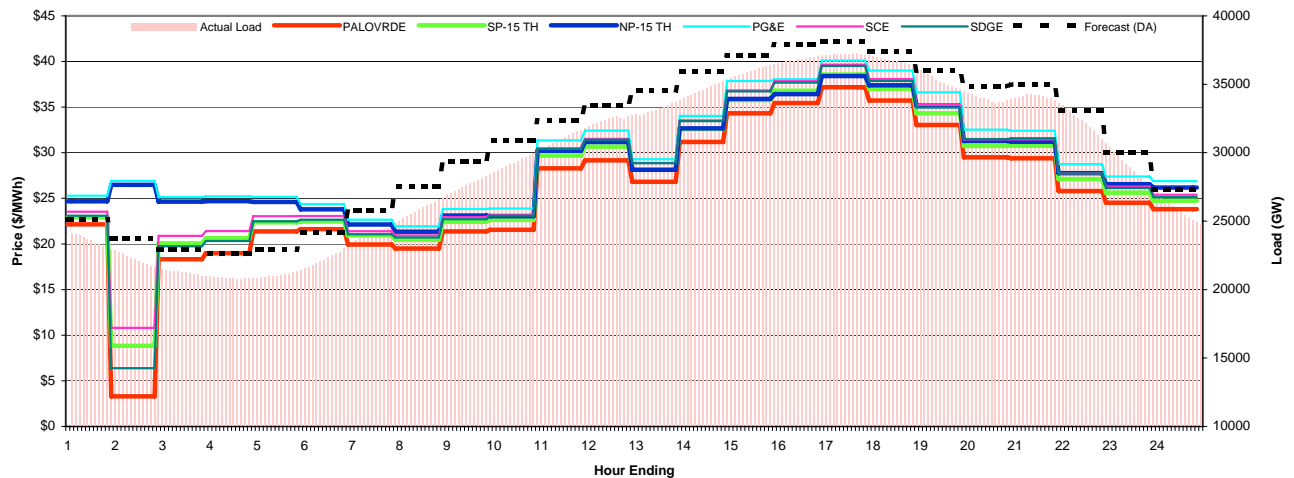
Day-Ahead Prices and Cleared Load

	HE1	HE2	HE3	HE4	HE5	HE6	HE7	HE8	HE9	HE10	HE11	HE12	HE13	HE14	HE15	HE16	HE17	HE18	HE19	HE20	HE21	HE22	HE23	HE24
PG&E	24.90	24.71	21.28	21.12	22.69	24.82	26.43	29.01	32.87	33.54	35.36	36.60	38.69	39.99	41.14	44.75	44.31	40.16	39.50	37.73	37.73	35.50	32.23	27.14
SCE	23.23	22.99	19.92	19.77	21.06	23.03	24.72	27.38	30.72	32.19	34.37	35.82	38.61	39.94	41.00	43.53	43.13	39.94	38.89	36.95	37.20	34.78	30.91	25.55
SDGE	22.95	22.61	19.62	19.46	20.79	22.65	24.40	27.08	30.49	32.07	34.23	35.78	38.65	39.94	40.97	43.54	43.08	39.73	38.58	36.77	37.10	34.47	30.59	25.23
NP-15 TH	24.30	24.15	20.80	20.65	22.18	24.21	25.82	27.89	31.17	32.37	34.03	35.17	37.08	37.97	39.32	41.08	40.74	38.53	37.96	36.29	36.28	34.21	31.23	26.43
SP-15 TH	22.64	22.41	19.44	19.30	20.54	22.43	24.18	26.78	30.02	31.43	33.44	34.85	37.63	38.90	39.94	42.41	42.02	38.92	37.95	36.08	36.32	33.95	30.05	24.85
PALOVPRDE	21.95	21.67	18.81	18.67	19.94	21.67	23.23	25.62	28.61	30.00	31.00	33.19	35.85	37.15	38.23	40.61	40.22	37.32	36.33	34.54	34.65	32.08	28.92	24.04
Forecast	25.1	23.8	22.9	22.6	22.9	24.2	25.8	27.5	29.3	30.9	32.3	33.5	34.6	36.0	37.1	37.9	38.2	37.4	36.0	34.8	35.0	33.1	30.0	27.3



Preliminary Real-Time Prices with Forecasted and Actual System Load

	HE1	HE2	HE3	HE4	HE5	HE6	HE7	HE8	HE9	HE10	HE11	HE12	HE13	HE14	HE15	HE16	HE17	HE18	HE19	HE20	HE21	HE22	HE23	HE24
Palovrde	22.14	3.31	18.32	19.00	21.38	21.62	19.94	19.51	21.37	21.56	28.28	29.16	26.81	31.18	34.32	35.44	37.18	35.72	33.04	29.50	29.39	25.80	24.53	23.81
sp15	22.91	8.84	20.06	20.62	22.37	22.46	20.94	20.47	22.43	22.65	29.69	30.67	28.13	32.60	35.77	36.79	38.56	37.03	34.32	30.74	30.76	27.11	25.62	24.74
np15	24.68	26.48	24.64	24.70	24.61	23.79	22.13	21.34	23.12	23.05	30.22	31.19	28.12	32.67	35.91	36.43	38.41	37.40	35.16	31.28	31.20	27.75	26.56	26.18
pgae	25.28	26.92	25.14	25.21	25.16	24.38	22.65	21.93	23.83	23.88	31.35	32.43	29.29	34.05	37.86	38.05	40.11	39.01	36.61	32.54	32.42	28.73	27.39	26.89
sce	23.54	10.80	20.88	21.42	23.04	23.06	21.40	20.94	22.96	23.20	30.47	31.52	28.89	33.54	36.82	37.85	39.65	38.07	35.25	31.47	31.46	27.72	26.29	25.40
sdge	23.09	6.38	19.75	20.32	22.48	22.65	21.06	20.71	22.71	23.09	30.42	31.42	28.85	33.46	36.73	37.69	39.51	37.87	34.95	31.49	31.59	27.72	26.12	25.13
Forecast-Load	1.6	1.7	1.7	1.8	1.8	1.7	1.5	1.5	1.5	1.4	1.1	1.0	1.2	1.2	1.0	1.0	1.0	0.8	0.9	0.9	1.0	1.2	1.5	1.7
Load	23.51	22.06	21.21	20.85	21.14	22.48	24.29	26.07	27.81	29.49	31.20	32.50	33.34	34.80	36.09	36.89	37.19	36.59	35.08	33.91	34.02	31.92	28.55	25.64



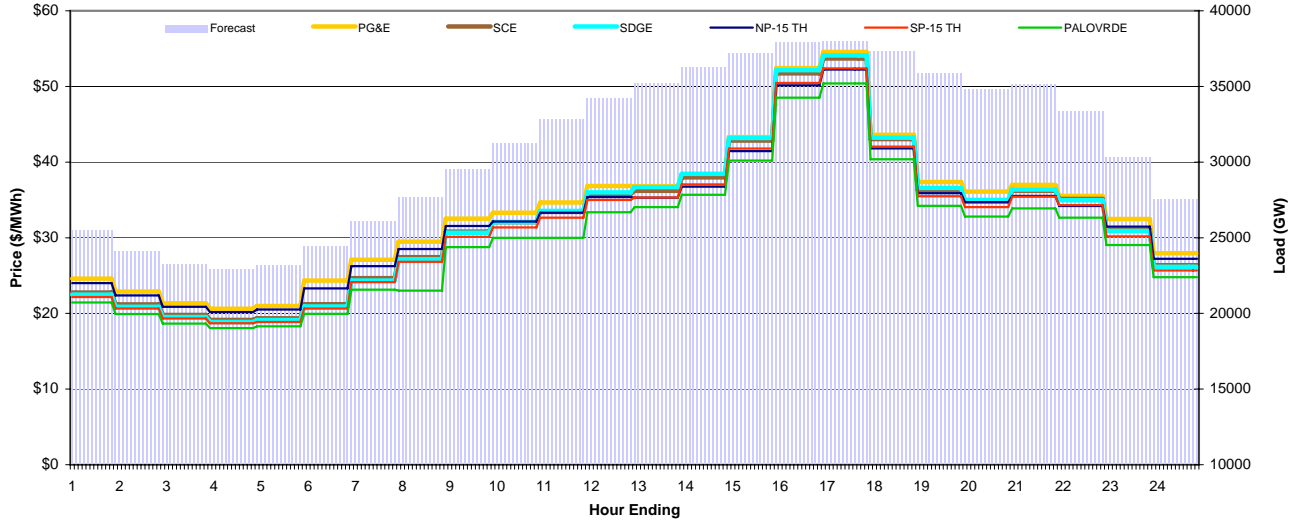
CAISO Daily Report

Wednesday August 19, 2009

Price Color Codes: <=0 >=100 >=200

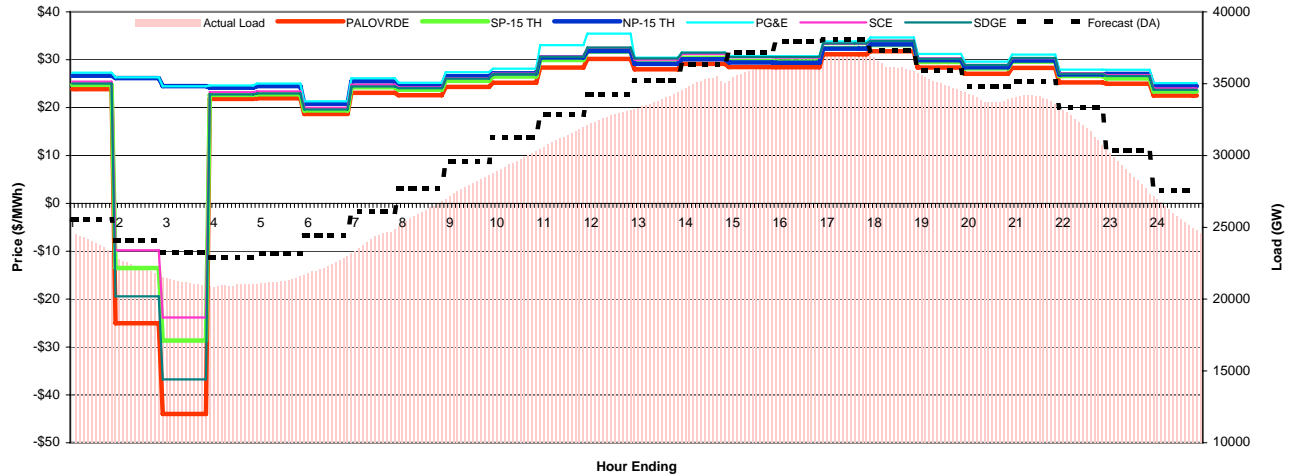
Day-Ahead Prices and Cleared Load

	HE1	HE2	HE3	HE4	HE5	HE6	HE7	HE8	HE9	HE10	HE11	HE12	HE13	HE14	HE15	HE16	HE17	HE18	HE19	HE20	HE21	HE22	HE23	HE24
PG&E	24.59	22.89	21.35	20.62	20.98	24.35	27.09	29.47	32.53	33.32	34.65	36.84	36.82	38.38	43.31	52.42	54.57	43.61	37.37	36.11	37.00	35.54	32.48	27.97
SCE	22.77	21.18	19.80	19.15	19.36	21.21	24.65	27.42	30.80	32.06	33.41	35.79	36.20	37.99	42.86	51.73	53.71	43.05	36.30	34.80	36.20	35.12	31.02	26.37
SDGE	22.49	20.87	19.52	18.87	19.13	20.92	24.33	27.15	30.67	32.05	33.55	36.00	36.70	38.44	43.19	52.15	54.10	43.23	36.59	35.00	36.37	34.96	30.90	26.16
NP-15 TH	24.00	22.38	20.88	20.17	20.51	23.30	26.24	28.52	31.55	32.14	33.32	35.38	35.29	36.76	41.46	50.15	52.23	41.80	35.88	34.70	35.53	34.21	31.47	27.21
SP-15 TH	22.17	20.65	19.32	18.69	18.87	20.64	24.12	26.83	30.12	31.36	32.65	35.00	35.31	37.05	41.78	50.46	52.39	42.03	35.49	34.04	35.42	34.33	30.18	25.68
PALOVDRDE	21.45	19.92	18.66	18.05	18.30	19.94	23.14	23.00	28.75	30.00	30.00	33.38	34.06	35.67	40.20	48.51	50.40	40.37	34.22	32.80	33.87	32.65	29.03	24.79
Forecast	25.5	24.1	23.3	22.9	23.2	24.4	26.1	27.7	29.5	31.3	32.8	34.2	35.2	36.3	37.2	37.9	38.1	37.3	35.9	34.8	35.2	33.4	30.3	27.6



Preliminary Real-Time Prices with Forecasted and Actual System Load

	HE1	HE2	HE3	HE4	HE5	HE6	HE7	HE8	HE9	HE10	HE11	HE12	HE13	HE14	HE15	HE16	HE17	HE18	HE19	HE20	HE21	HE22	HE23	HE24
Palovrde	23.87	-25.03	-43.98	21.83	21.94	18.69	23.08	22.59	24.32	25.18	28.37	30.17	27.99	29.14	28.46	28.44	31.13	31.78	28.36	27.08	28.29	25.27	25.00	22.54
sp15	24.76	-13.49	-28.64	22.64	22.78	19.43	24.27	23.71	25.59	26.50	29.95	31.70	29.25	30.40	29.69	29.64	32.45	33.09	29.55	28.22	29.62	26.60	26.11	23.41
np15	26.67	26.17	24.50	24.16	24.50	20.81	25.50	24.51	26.56	27.17	30.47	31.82	29.13	30.10	29.44	29.36	32.32	33.21	29.92	28.43	29.85	26.93	27.03	24.50
pgae	27.29	26.33	24.48	24.64	25.04	21.30	26.12	25.20	27.40	28.15	33.05	35.47	30.45	31.47	30.77	30.73	33.80	34.67	31.21	29.61	31.07	27.93	27.89	25.14
sce	25.42	-9.78	-23.84	23.22	23.39	19.97	24.80	24.22	26.18	27.13	30.69	32.49	30.00	31.20	30.50	30.45	33.32	33.97	30.30	28.90	30.31	27.21	26.81	24.01
sdge	25.03	-19.42	-36.78	22.77	22.95	19.60	24.41	24.06	26.07	27.05	30.62	32.53	30.29	31.49	30.56	30.56	33.43	33.95	30.22	28.91	30.39	27.08	26.61	23.74
Forecast-Load	1.8	2.1	2.2	1.9	1.8	1.9	1.6	1.4	1.4	1.4	1.4	1.4	1.3	1.1	1.1	1.1	1.1	1.3	1.1	1.0	1.3	1.7	2.0	2.1
Load	23.75	22.04	21.09	20.98	21.36	22.52	24.43	26.28	28.13	29.82	31.48	32.85	33.99	35.20	36.05	36.78	37.01	36.06	34.84	33.86	33.89	31.66	28.36	25.49



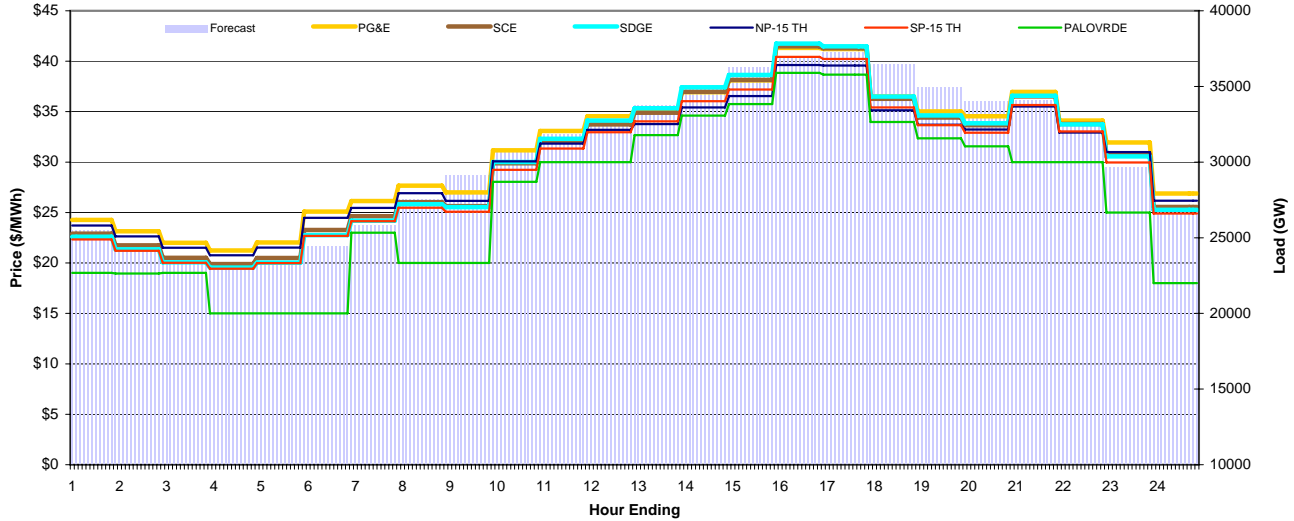
CAISO Daily Report

Thursday August 20, 2009

Price Color Codes: <=0 >=100 >=200

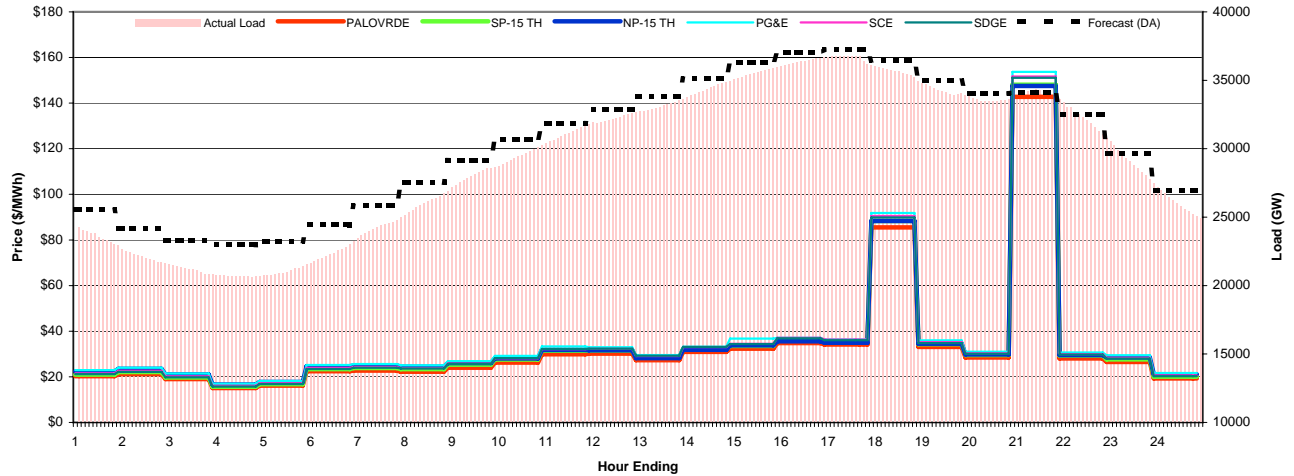
Day-Ahead Prices and Cleared Load

	HE1	HE2	HE3	HE4	HE5	HE6	HE7	HE8	HE9	HE10	HE11	HE12	HE13	HE14	HE15	HE16	HE17	HE18	HE19	HE20	HE21	HE22	HE23	HE24
PG&E	24.26	23.14	22.00	21.24	22.03	25.09	26.14	27.67	26.99	31.16	33.09	34.55	35.21	36.93	38.09	41.32	41.21	36.51	35.02	34.54	36.96	34.12	31.95	26.89
SCE	22.90	21.74	20.52	19.90	20.49	23.27	24.63	26.04	25.63	29.88	32.05	33.74	34.89	36.97	38.15	41.48	41.29	36.28	34.43	33.66	36.51	33.79	30.79	25.55
SDGE	22.60	21.35	20.07	19.53	20.03	22.77	24.19	25.82	25.54	30.01	32.32	34.12	35.33	37.42	38.65	41.75	41.48	36.50	34.62	33.85	36.58	33.74	30.57	25.27
NP-15 TH	23.71	22.64	21.50	20.76	21.52	24.47	25.46	26.91	26.15	30.07	31.83	33.19	33.77	35.43	36.55	39.63	39.58	35.13	33.70	33.23	35.51	32.93	31.00	26.18
SP-15 TH	22.33	21.21	20.01	19.42	19.98	22.69	24.14	25.47	25.08	29.23	31.35	32.96	34.04	36.04	37.19	40.43	40.23	35.43	33.65	32.91	35.66	33.03	29.96	24.91
PALOVPRDE	19.02	18.96	19.02	15.00	15.00	15.00	23.00	20.00	20.00	28.05	30.00	30.00	32.67	34.60	35.74	38.85	38.67	33.98	32.35	31.57	30.00	30.00	25.00	18.00
Forecast	25.5	24.2	23.3	23.0	23.2	24.4	25.8	27.5	29.2	30.7	31.9	32.8	33.8	35.1	36.3	37.0	37.3	36.5	35.0	34.0	34.1	32.5	29.7	26.9



Preliminary Real-Time Prices with Forecasted and Actual System Load

	HE1	HE2	HE3	HE4	HE5	HE6	HE7	HE8	HE9	HE10	HE11	HE12	HE13	HE14	HE15	HE16	HE17	HE18	HE19	HE20	HE21	HE22	HE23	HE24
Palovrde	20.26	21.22	18.99	15.06	16.14	22.41	22.75	22.27	23.97	26.23	29.89	30.18	27.28	30.96	32.37	34.79	34.17	85.51	33.11	28.51	142.73	28.04	26.49	19.29
sp15	20.97	22.07	19.73	15.64	16.76	23.32	23.86	23.38	25.29	27.54	31.45	31.47	28.41	32.18	33.53	36.10	35.32	88.32	34.30	29.57	148.12	29.30	27.63	20.09
np15	22.41	23.52	21.02	16.61	17.76	24.61	24.95	24.38	26.04	28.04	31.80	31.63	28.22	31.85	33.81	35.57	34.91	88.31	34.54	29.84	147.55	29.51	28.54	21.12
pgae	22.92	24.02	21.48	16.94	18.13	25.21	25.57	25.02	26.84	29.16	33.32	33.00	29.50	33.20	36.79	37.10	36.43	91.83	35.99	31.03	153.71	30.85	29.47	21.70
sce	21.52	22.63	20.24	16.04	17.18	23.91	24.35	23.86	25.81	28.14	32.15	32.24	29.12	33.06	34.47	37.13	36.31	90.50	35.20	30.31	151.66	29.98	28.37	20.63
sdge	21.21	22.15	19.79	15.89	16.82	23.46	23.97	23.67	25.69	28.19	32.22	32.32	29.27	33.10	34.40	36.82	36.07	89.89	34.82	30.12	151.10	29.74	27.98	20.25
Forecast-Load	2.0	2.2	2.2	2.3	2.1	1.9	1.4	1.3	1.0	1.0	0.6	0.5	0.6	0.6	0.7	0.6	0.7	0.9	0.8	0.5	0.1	0.6	0.9	1.1
Load	23.50	22.01	21.12	20.70	21.13	22.55	24.42	26.23	28.16	29.65	31.24	32.31	33.23	34.51	35.62	36.44	36.58	35.52	34.17	33.57	34.02	31.91	28.71	25.78



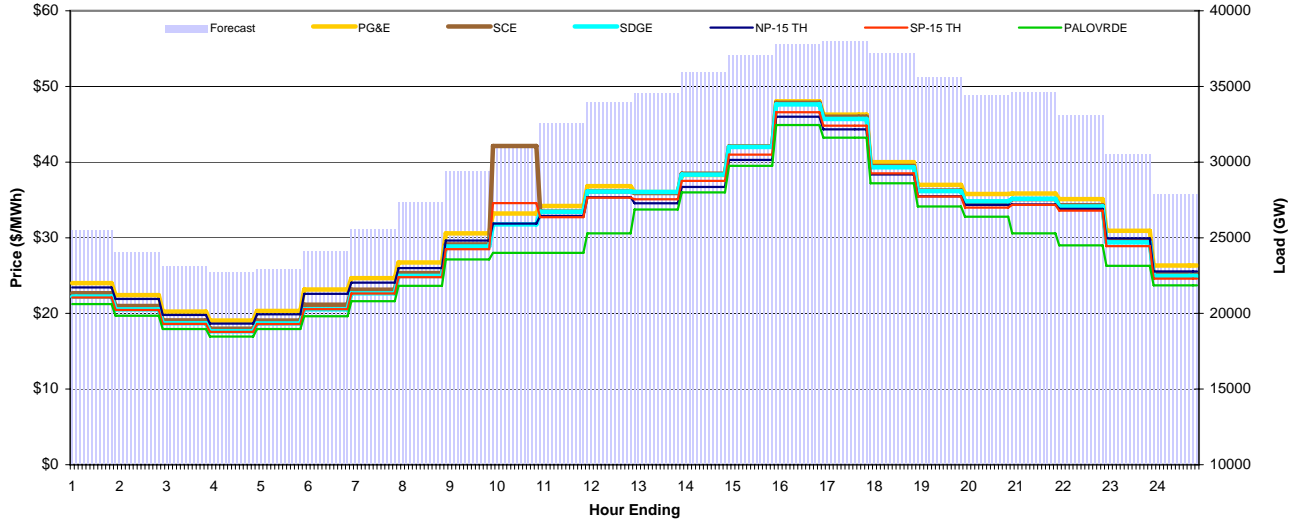
CAISO Daily Report

Friday August 21, 2009

Price Color Codes: <=0 >=100 >=200

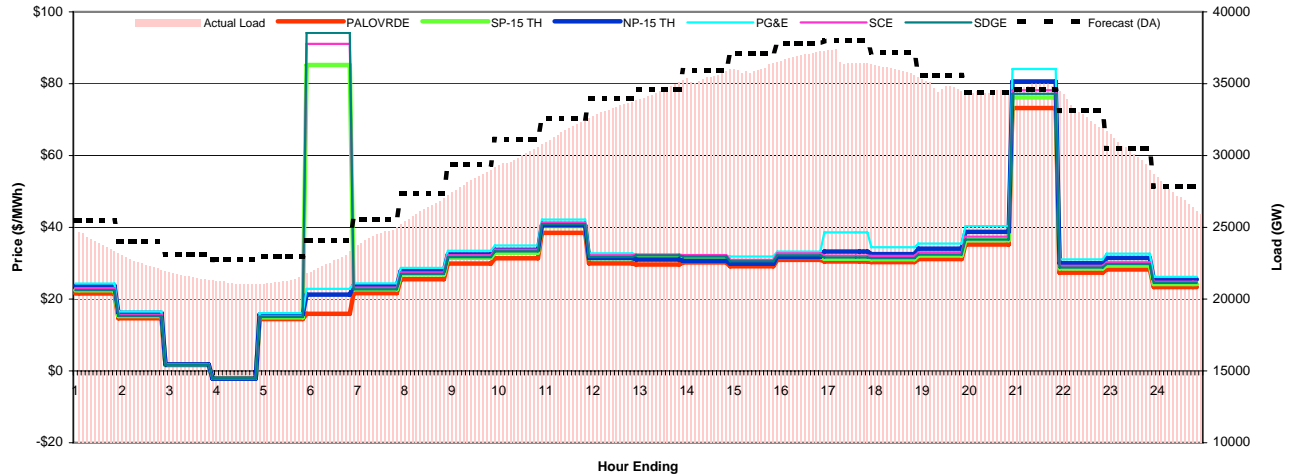
Day-Ahead Prices and Cleared Load

	HE1	HE2	HE3	HE4	HE5	HE6	HE7	HE8	HE9	HE10	HE11	HE12	HE13	HE14	HE15	HE16	HE17	HE18	HE19	HE20	HE21	HE22	HE23	HE24
PG&E	24.01	22.41	20.23	19.06	20.33	23.15	24.67	26.74	30.58	33.20	34.21	36.81	36.04	38.30	42.04	48.02	46.28	39.99	36.99	35.79	35.85	35.11	30.92	26.32
SCE	22.67	20.99	19.07	17.98	19.06	21.15	23.13	25.34	29.13	42.13	33.45	36.12	35.92	38.46	42.07	47.84	46.00	39.49	36.25	34.74	35.10	34.31	29.67	25.23
SDGE	22.22	20.54	18.69	17.64	18.67	20.53	22.64	24.96	28.85	31.77	33.44	36.11	36.07	38.34	42.01	47.62	45.71	39.32	36.16	34.82	35.16	34.14	29.40	24.96
NP-15 TH	23.44	21.91	19.79	18.65	19.87	22.60	24.08	26.00	29.64	31.88	32.88	35.36	34.55	36.70	40.29	46.00	44.33	38.36	35.49	34.35	34.40	33.83	29.93	25.54
SP-15 TH	22.09	20.46	18.61	17.55	18.60	20.55	22.64	24.79	28.49	34.57	32.73	35.31	35.08	37.52	40.96	46.59	44.81	38.51	35.44	33.98	34.35	33.58	28.89	24.59
PALOVPRDE	21.23	19.68	17.93	16.93	17.93	19.63	21.62	23.64	27.13	28.00	28.00	30.59	33.73	35.99	39.50	44.89	43.23	37.20	34.14	32.78	30.59	29.00	26.29	23.70
Forecast	25.5	24.0	23.1	22.7	23.0	24.1	25.6	27.3	29.4	31.1	32.6	33.9	34.6	35.9	37.1	37.8	38.0	37.2	35.6	34.4	34.6	33.1	30.5	27.9



Preliminary Real-Time Prices with Forecasted and Actual System Load

	HE1	HE2	HE3	HE4	HE5	HE6	HE7	HE8	HE9	HE10	HE11	HE12	HE13	HE14	HE15	HE16	HE17	HE18	HE19	HE20	HE21	HE22	HE23	HE24
Palovrde	21.59	14.68	1.66	-2.03	14.42	15.90	21.66	25.52	29.89	31.37	38.47	29.94	29.64	30.21	29.17	30.94	30.47	30.30	31.17	35.22	73.21	27.39	28.27	23.37
sp15	22.48	15.28	1.72	-2.11	14.95	85.19	22.72	26.86	31.49	32.95	40.33	31.36	31.51	31.37	30.03	31.80	31.24	31.13	32.13	36.40	76.17	28.57	29.39	24.21
np15	23.74	16.18	1.82	-2.19	15.70	21.28	23.79	27.90	32.44	33.73	40.56	31.48	31.04	30.65	29.87	31.79	33.25	32.52	34.03	38.73	80.62	30.01	31.45	25.49
pgae	24.34	16.55	1.87	-2.23	16.09	22.88	24.39	28.68	33.48	34.93	42.18	32.77	32.37	32.06	31.89	33.26	38.59	34.46	35.46	40.32	84.10	31.08	32.67	26.21
sce	23.07	15.67	1.77	-2.16	15.31	91.09	23.22	27.46	32.24	33.77	41.35	32.20	32.42	32.28	30.93	32.76	32.15	32.03	33.01	37.40	78.16	29.28	30.25	24.88
sdge	22.51	15.31	1.73	-2.12	15.03	94.15	22.75	27.00	31.69	33.29	40.86	31.72	32.18	31.88	30.54	32.20	31.62	31.44	32.39	36.59	77.18	28.81	29.76	24.50
Forecast-Load	1.6	1.7	1.6	1.7	1.6	1.3	0.9	0.9	0.9	1.1	0.6	0.5	-0.1	0.4	1.0	0.8	1.4	1.4	0.9	0.0	-0.2	0.5	0.6	0.9
Load	23.83	22.34	21.49	21.07	21.38	22.79	24.62	26.47	28.46	30.08	31.94	33.40	34.66	35.51	36.08	37.01	36.55	35.83	34.68	34.46	34.84	32.58	29.91	26.90



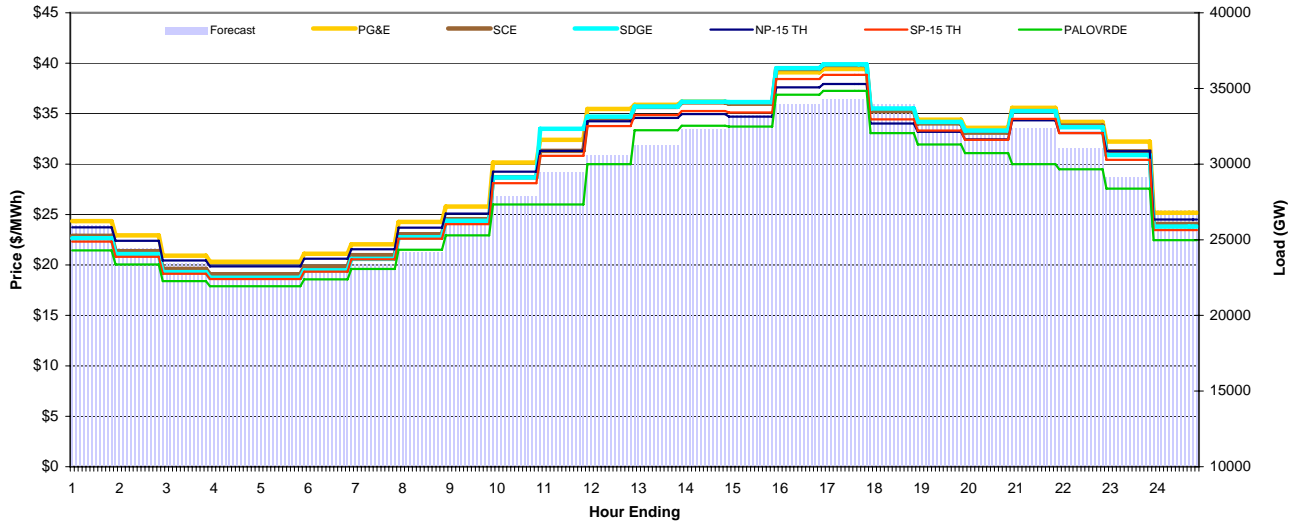
CAISO Daily Report

Saturday August 22, 2009

Price Color Codes: <=0 >=100 >=200

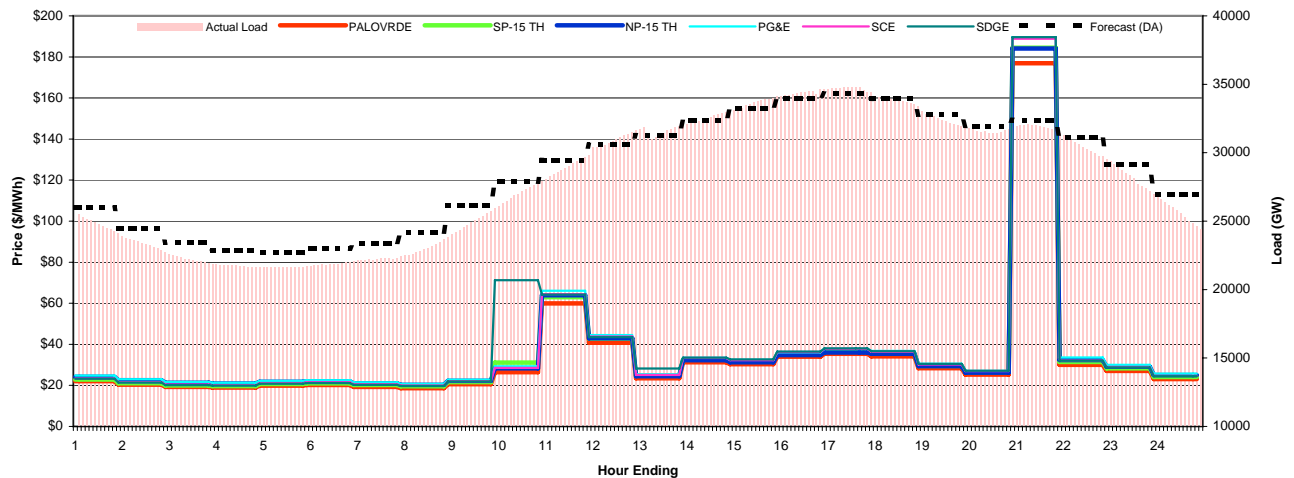
Day-Ahead Prices and Cleared Load

	HE1	HE2	HE3	HE4	HE5	HE6	HE7	HE8	HE9	HE10	HE11	HE12	HE13	HE14	HE15	HE16	HE17	HE18	HE19	HE20	HE21	HE22	HE23	HE24
PG&E	24.35	22.93	20.92	20.31	20.31	21.12	22.05	24.27	25.80	30.15	32.40	35.47	35.87	36.20	36.01	39.09	39.43	35.29	34.41	33.59	35.58	34.19	32.22	25.17
SCE	22.90	21.36	19.61	19.08	19.08	19.83	20.96	23.05	24.54	28.69	31.31	34.53	35.68	36.12	35.99	39.43	39.82	35.24	34.05	33.12	35.25	33.82	31.26	24.06
SDGE	22.65	21.08	19.29	18.73	18.73	19.46	20.61	22.74	24.39	28.67	33.50	34.71	35.70	36.19	36.14	39.51	39.89	35.52	34.18	33.32	35.26	33.65	30.91	23.80
NP-15 TH	23.73	22.40	20.44	19.86	19.85	20.62	21.56	23.70	25.09	29.25	31.31	34.25	34.58	34.96	34.71	37.62	37.94	34.02	33.20	32.45	34.34	33.09	31.28	24.51
SP-15 TH	22.31	20.82	19.13	18.60	18.61	19.33	20.56	22.60	24.05	28.10	30.82	33.78	34.86	35.26	35.12	38.44	38.85	34.43	33.32	32.41	34.48	33.08	30.42	23.46
PALOVORDE	21.45	20.04	18.40	17.89	17.90	18.57	19.61	21.52	22.94	26.00	26.00	30.00	33.36	33.80	33.72	36.88	37.25	33.07	31.95	31.09	30.00	29.48	27.57	22.45
Forecast	26.0	24.5	23.4	22.9	22.7	23.0	23.4	24.2	26.1	27.9	29.5	30.6	31.3	32.3	33.3	34.0	34.3	33.9	32.8	31.9	32.4	31.1	29.1	27.0



Preliminary Real-Time Prices with Forecasted and Actual System Load

	HE1	HE2	HE3	HE4	HE5	HE6	HE7	HE8	HE9	HE10	HE11	HE12	HE13	HE14	HE15	HE16	HE17	HE18	HE19	HE20	HE21	HE22	HE23	HE24
Palovrde	22.04	20.31	19.21	18.95	19.86	20.16	19.28	18.65	20.58	26.42	59.95	40.74	23.43	31.22	30.29	33.94	35.41	34.13	28.39	25.26	176.95	29.98	27.06	23.10
sp15	22.83	21.04	19.94	19.66	20.62	20.98	20.18	19.57	21.59	31.08	62.99	42.77	24.71	32.54	31.50	35.30	36.82	35.41	29.49	26.33	184.50	31.41	28.27	24.07
np15	24.17	22.53	21.24	20.86	21.72	22.01	21.02	20.28	22.21	28.32	63.94	42.93	24.50	32.25	31.27	34.74	35.99	35.35	29.40	26.18	184.12	32.32	29.15	25.04
pgae	24.77	23.03	21.70	21.31	22.20	22.54	21.49	20.74	22.78	29.31	66.08	44.48	25.40	33.45	32.46	36.11	37.76	36.82	30.52	27.08	190.31	33.59	30.02	25.70
sce	23.41	21.57	20.44	20.14	21.13	21.51	20.57	19.95	22.03	28.51	64.45	43.78	25.06	33.34	32.30	36.24	37.79	36.32	30.20	26.94	188.83	32.15	29.03	24.67
sdge	23.22	21.33	20.13	19.85	20.81	21.14	20.29	19.75	21.92	71.20	64.22	43.51	28.24	33.48	32.64	36.50	38.04	36.62	30.44	27.11	189.64	32.04	28.77	24.45
Forecast-Load	1.3	1.2	1.3	1.1	1.1	1.1	1.1	1.0	1.0	0.7	0.3	-0.5	-0.3	-0.3	-0.5	-0.5	-0.3	0.2	0.5	0.3	0.6	0.8	1.2	1.5
Load	24.71	23.25	22.15	21.72	21.65	21.92	22.28	23.18	25.15	27.23	29.17	31.07	31.61	32.66	33.74	34.43	34.63	33.74	32.28	31.63	31.83	30.23	27.97	25.42



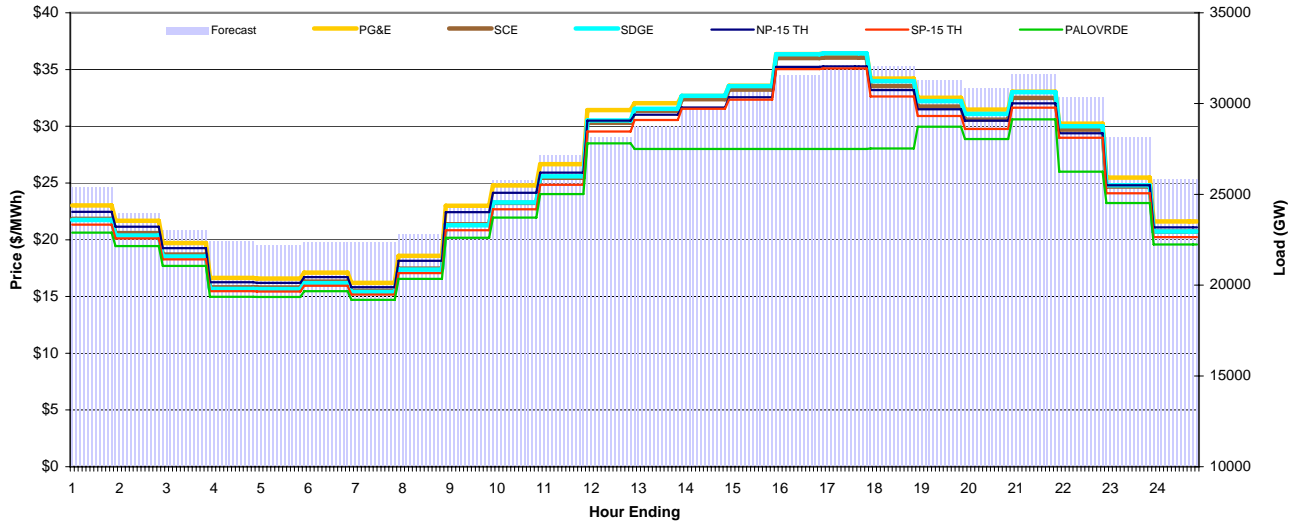
CAISO Daily Report

Sunday August 23, 2009

Price Color Codes: <=0 >=100 >=200

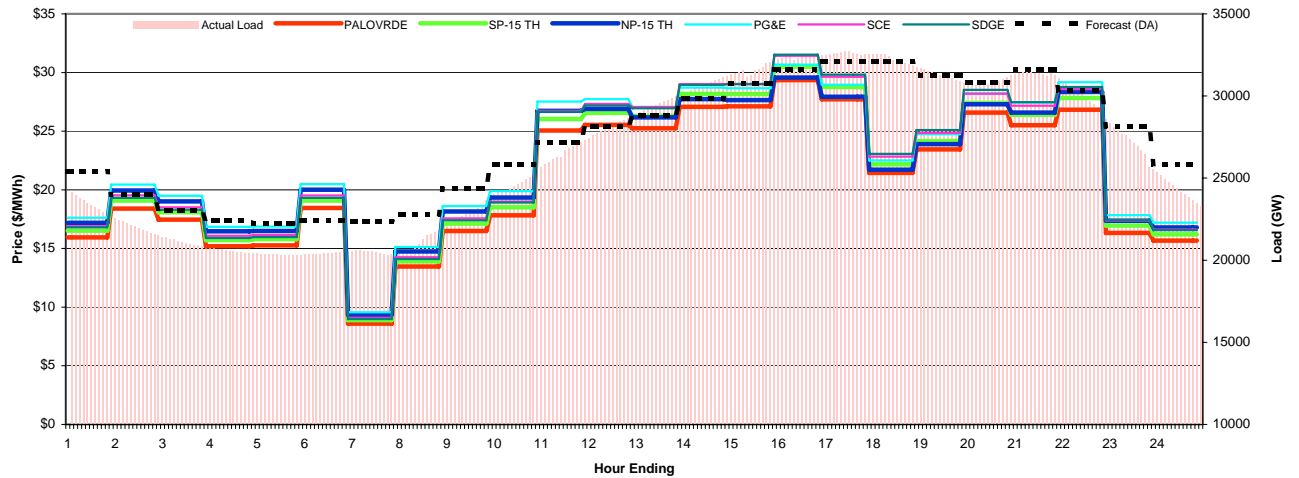
Day-Ahead Prices and Cleared Load

	HE1	HE2	HE3	HE4	HE5	HE6	HE7	HE8	HE9	HE10	HE11	HE12	HE13	HE14	HE15	HE16	HE17	HE18	HE19	HE20	HE21	HE22	HE23	HE24
PG&E	23.03	21.67	19.71	16.63	16.58	17.11	16.20	18.58	22.99	24.79	26.67	31.43	32.03	32.67	33.57	36.36	36.40	34.20	32.51	31.47	33.04	30.23	25.48	21.62
SCE	21.85	20.59	18.70	15.81	15.79	16.31	15.50	17.45	21.36	23.25	25.46	30.31	31.37	32.39	33.23	36.01	36.05	33.54	31.74	30.58	32.51	29.71	24.68	20.72
SDGE	21.74	20.38	18.53	15.67	15.64	16.17	15.40	17.37	21.27	23.30	25.60	30.51	31.54	32.68	33.54	36.36	36.44	33.98	32.21	31.09	33.00	30.01	24.80	20.73
NP-15 TH	22.46	21.16	19.26	16.26	16.20	16.71	15.82	18.15	22.43	24.13	25.92	30.49	31.02	31.65	32.55	35.24	35.28	33.19	31.50	30.50	32.02	29.39	24.81	21.10
SP-15 TH	21.34	20.12	18.28	15.46	15.44	15.95	15.17	17.05	20.84	22.68	24.85	29.55	30.55	31.54	32.35	35.04	35.09	32.62	30.91	29.77	31.63	28.99	24.10	20.23
PALOVNRDE	20.63	19.45	17.70	14.98	14.96	15.46	14.70	16.55	20.18	21.95	24.02	28.49	28.00	28.01	28.00	28.00	28.00	28.05	29.96	28.87	30.61	26.00	23.23	19.59
Forecast	25.4	24.0	23.0	22.4	22.2	22.4	22.4	22.8	24.3	25.8	27.1	28.1	28.8	29.8	30.8	31.6	32.1	32.1	31.3	30.9	31.6	30.4	28.2	25.9



Preliminary Real-Time Prices with Forecasted and Actual System Load

	HE1	HE2	HE3	HE4	HE5	HE6	HE7	HE8	HE9	HE10	HE11	HE12	HE13	HE14	HE15	HE16	HE17	HE18	HE19	HE20	HE21	HE22	HE23	HE24
Palovrde	15.94	18.40	17.46	15.19	15.26	18.46	8.60	13.46	16.49	17.83	25.06	25.53	25.24	27.07	27.12	29.35	27.72	21.44	23.45	26.58	25.50	26.83	16.33	15.67
sp15	16.51	19.08	18.09	15.72	15.80	19.09	8.90	13.90	17.11	18.51	26.03	26.56	26.29	28.18	28.16	30.48	28.77	22.18	24.16	27.41	26.39	27.83	16.95	16.21
np15	17.19	19.94	19.01	16.46	16.49	20.01	9.34	14.75	18.16	19.34	26.74	26.89	26.18	27.73	27.65	29.58	27.93	21.72	23.89	27.30	26.58	28.34	17.36	16.79
pgae	17.63	20.44	19.49	16.85	16.88	20.48	9.56	15.12	18.62	19.89	27.53	27.73	27.07	28.71	28.66	30.68	28.96	22.51	24.74	28.22	27.45	29.18	17.84	17.20
sce	16.90	19.53	18.50	16.08	16.15	19.52	9.10	14.26	17.56	19.00	26.73	27.32	27.06	29.01	29.00	31.42	29.63	22.83	24.85	28.20	27.16	28.59	17.39	16.61
sdge	16.81	19.32	18.30	15.90	15.97	19.32	8.99	14.10	17.41	18.92	26.67	27.18	26.96	28.95	29.03	31.53	29.82	23.07	25.09	28.52	27.46	28.76	17.43	16.57
Forecast-Load	2.1	2.1	2.0	1.9	1.9	1.9	1.9	1.5	1.3	1.0	0.5	-0.1	-0.8	-1.0	-0.9	-0.8	-0.5	-0.1	0.1	0.0	0.3	0.7	1.3	1.7
Load	23.31	21.92	21.05	20.54	20.35	20.45	20.48	21.31	23.07	24.78	26.67	28.25	29.60	30.80	31.69	32.39	32.61	32.13	31.18	30.89	31.31	29.70	26.88	24.10



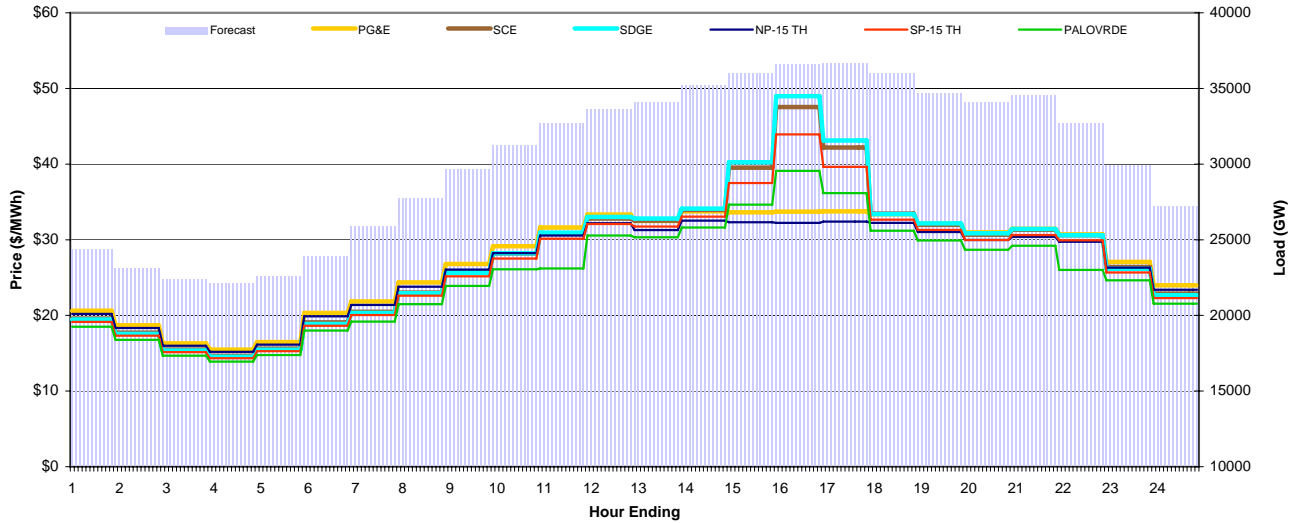
CAISO Daily Report

Monday August 24, 2009

Price Color Codes: <=0 >=100 >=200

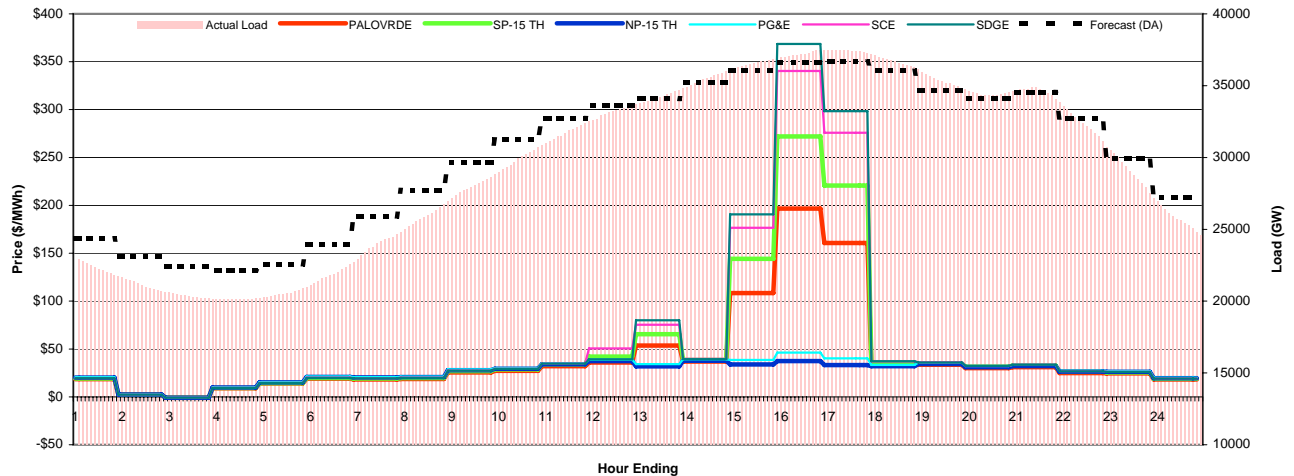
Day-Ahead Prices and Cleared Load

	HE1	HE2	HE3	HE4	HE5	HE6	HE7	HE8	HE9	HE10	HE11	HE12	HE13	HE14	HE15	HE16	HE17	HE18	HE19	HE20	HE21	HE22	HE23	HE24
PG&E	20.62	18.69	16.31	15.48	16.48	20.33	21.85	24.37	26.80	29.15	31.62	33.34	32.48	33.76	33.63	33.71	33.76	33.37	32.10	30.99	31.45	30.70	27.08	23.98
SCE	19.59	17.72	15.49	14.65	15.61	19.08	20.47	23.02	25.66	28.20	30.83	32.81	32.53	33.94	39.53	47.54	42.19	33.47	31.98	30.66	31.33	30.60	26.39	22.88
SDGE	19.46	17.56	15.36	14.53	15.47	18.87	20.32	22.93	25.63	28.21	30.94	33.02	32.80	34.11	40.25	48.99	43.12	33.40	32.17	30.86	31.43	30.61	26.17	22.67
NP-15 TH	20.20	18.33	16.00	15.18	16.14	19.88	21.39	23.79	26.06	28.23	30.56	32.19	31.27	32.53	32.31	32.23	32.41	32.24	31.02	29.97	30.39	29.74	26.31	23.39
SP-15 TH	19.14	17.32	15.15	14.33	15.26	18.62	20.05	22.61	25.17	27.50	30.14	32.08	31.75	33.05	37.49	43.93	39.64	32.65	31.29	29.97	30.63	29.93	25.68	22.29
PALOVDRDE	18.52	16.77	14.68	13.89	14.77	18.00	19.18	21.49	23.89	26.10	26.21	30.56	30.33	31.62	34.64	39.10	36.17	31.20	29.91	28.69	29.20	26.01	24.64	21.54
Forecast	24.4	23.1	22.4	22.1	22.6	23.9	25.9	27.7	29.7	31.3	32.7	33.6	34.1	35.2	36.0	36.6	36.7	36.0	34.7	34.1	34.6	32.7	29.9	27.2



Preliminary Real-Time Prices with Forecasted and Actual System Load

	HE1	HE2	HE3	HE4	HE5	HE6	HE7	HE8	HE9	HE10	HE11	HE12	HE13	HE14	HE15	HE16	HE17	HE18	HE19	HE20	HE21	HE22	HE23	HE24
Palovrde	18.48	2.23	-0.80	8.97	13.92	18.94	18.24	18.74	25.54	27.22	32.07	35.94	53.58	36.91	108.36	196.61	160.67	33.11	33.56	30.11	31.12	24.92	24.51	18.12
sp15	19.13	2.30	-0.82	9.28	14.40	19.63	19.13	19.72	26.94	28.66	33.85	41.99	65.44	38.57	144.09	271.93	220.63	35.31	35.10	31.49	32.67	26.20	25.55	18.80
np15	20.24	2.53	-0.89	9.84	15.25	20.79	20.27	20.70	27.83	29.32	34.05	37.42	31.92	37.70	33.87	37.41	33.25	32.03	34.42	31.03	32.19	26.29	26.16	19.58
pgae	20.72	2.58	-0.91	10.04	15.59	21.28	20.72	21.19	28.63	30.26	35.21	38.91	34.16	39.21	38.65	46.21	40.17	33.35	35.76	32.16	33.36	27.17	26.98	20.06
sce	19.60	2.37	-0.84	9.50	14.74	20.15	19.52	20.12	27.52	29.33	34.68	50.61	75.41	39.70	176.52	340.28	275.87	37.00	36.04	32.28	33.49	26.80	26.26	19.29
sdge	19.44	2.35	-0.83	9.36	14.56	19.87	19.28	19.92	27.37	29.27	34.79	39.19	80.03	39.45	190.56	368.65	298.45	37.14	35.85	32.32	33.48	26.73	26.04	19.15
Forecast-Load	2.1	2.1	2.1	2.0	1.9	1.9	1.8	1.6	1.5	1.1	0.8	0.3	-0.3	-0.4	-0.6	-0.7	-0.7	-0.5	-0.5	-0.3	0.1	0.7	1.3	1.7
Load	22.23	21.01	20.29	20.14	20.62	22.02	24.13	26.12	28.15	30.10	31.90	33.30	34.33	35.64	36.64	37.25	37.36	36.53	35.18	34.44	34.47	31.98	28.60	25.50



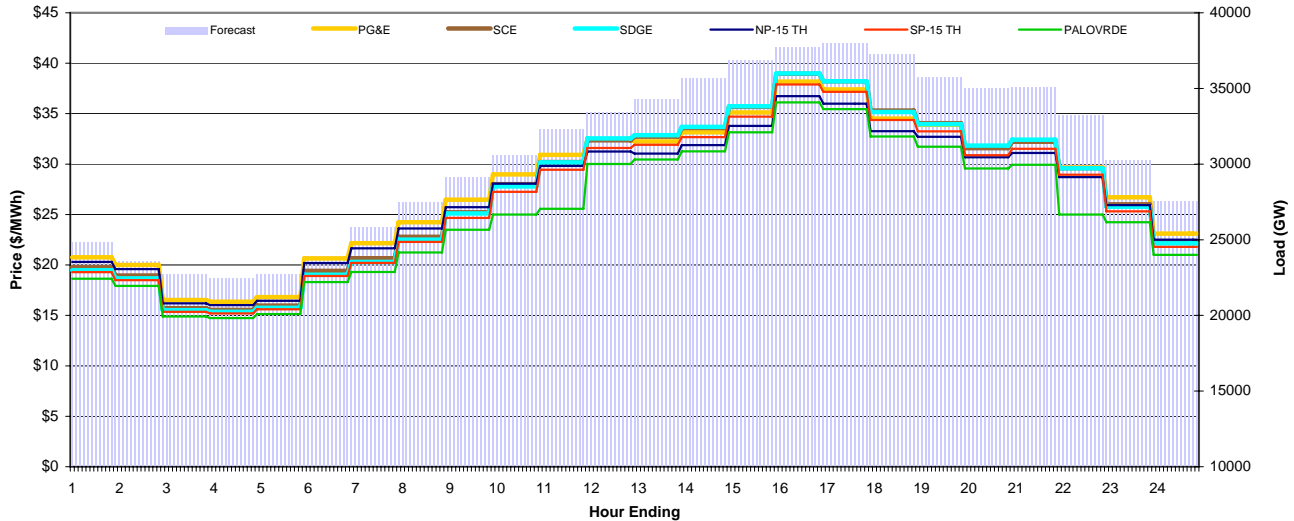
CAISO Daily Report

Tuesday August 25, 2009

Price Color Codes: <=0 >=100 >=200

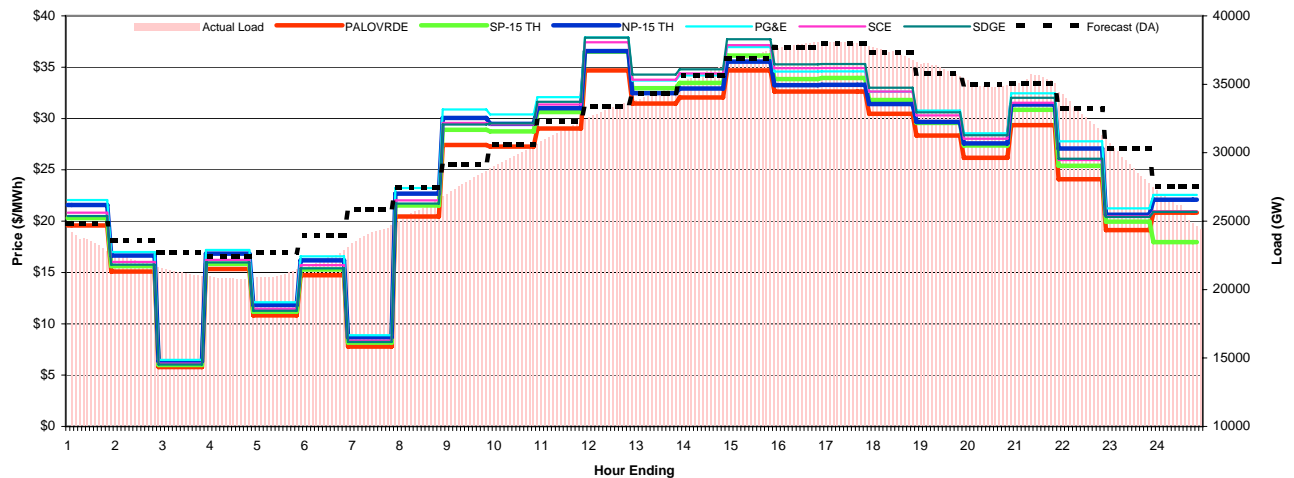
Day-Ahead Prices and Cleared Load

	HE1	HE2	HE3	HE4	HE5	HE6	HE7	HE8	HE9	HE10	HE11	HE12	HE13	HE14	HE15	HE16	HE17	HE18	HE19	HE20	HE21	HE22	HE23	HE24
PG&E	20.76	20.00	16.53	16.35	16.81	20.65	22.16	24.23	26.48	28.97	30.92	32.44	32.24	33.15	35.11	38.18	37.40	34.51	33.90	31.77	32.23	29.66	26.71	23.12
SCE	19.78	18.96	15.72	15.54	15.98	19.41	20.66	22.80	25.22	28.02	30.20	32.36	32.72	33.58	35.67	38.95	38.22	35.31	34.06	31.58	32.21	29.59	26.01	22.35
SDGE	19.48	18.68	15.52	15.36	15.75	19.03	20.30	22.51	25.11	27.79	30.17	32.55	32.87	33.69	35.73	38.99	38.21	35.17	33.96	31.84	32.43	29.59	25.78	22.14
NP-15 TH	20.31	19.59	16.20	16.02	16.46	20.19	21.66	23.61	25.73	28.05	29.82	31.25	31.05	31.89	33.79	36.73	36.00	33.26	32.71	30.67	31.10	28.71	25.93	22.51
SP-15 TH	19.29	18.50	15.36	15.20	15.61	18.90	20.21	22.29	24.66	27.24	29.44	31.59	31.91	32.67	34.70	37.89	37.17	34.37	33.24	30.89	31.51	28.95	25.32	21.79
PALOVORDE	18.64	17.93	14.89	14.74	15.13	18.30	19.30	21.24	23.49	25.00	25.58	30.01	30.45	31.27	33.16	36.11	35.46	32.73	31.72	29.56	29.93	25.01	24.24	21.01
Forecast	24.8	23.6	22.7	22.4	22.7	23.9	25.8	27.5	29.1	30.6	32.3	33.4	34.3	35.7	36.9	37.7	38.0	37.3	35.8	35.0	35.1	33.2	30.3	27.5



Preliminary Real-Time Prices with Forecasted and Actual System Load

	HE1	HE2	HE3	HE4	HE5	HE6	HE7	HE8	HE9	HE10	HE11	HE12	HE13	HE14	HE15	HE16	HE17	HE18	HE19	HE20	HE21	HE22	HE23	HE24
Palovrde	19.57	15.09	5.78	15.33	10.82	14.74	7.78	20.45	27.43	27.27	29.03	34.69	31.46	32.05	34.69	32.63	32.63	30.46	28.33	26.18	29.35	24.08	19.12	20.83
sp15	20.30	15.63	5.99	15.84	11.18	15.29	8.17	21.52	28.90	28.75	30.63	36.51	32.95	33.46	36.13	33.85	33.95	31.81	29.58	27.37	30.84	25.39	19.95	17.97
np15	21.58	16.65	6.34	16.83	11.82	16.17	8.68	22.68	30.05	29.48	31.01	36.57	32.48	32.92	35.54	33.24	33.28	31.41	29.66	27.57	31.36	27.08	20.62	22.09
pgae	22.07	16.99	6.48	17.20	12.10	16.56	8.88	23.23	30.88	30.40	32.08	37.89	33.70	34.20	36.95	34.58	34.59	32.61	30.78	28.56	32.46	27.78	21.25	22.55
sce	20.83	16.02	6.13	16.23	11.46	15.71	8.35	22.03	29.57	29.43	31.37	37.42	33.79	34.40	37.15	34.90	34.92	32.62	30.30	28.02	31.54	25.96	20.47	20.95
sdge	20.50	15.76	6.04	15.97	11.27	15.40	8.23	21.72	29.41	29.53	31.62	37.87	34.29	34.80	37.73	35.28	35.30	33.00	30.59	28.37	32.02	26.08	20.40	20.90
Forecast-Load	1.4	1.5	1.5	1.6	1.6	1.5	1.5	1.4	1.0	0.6	0.5	0.1	-0.3	-0.3	-0.3	-0.2	0.0	0.2	-0.2	0.1	-0.1	0.8	1.5	1.9
Load	23.40	22.04	21.19	20.85	21.19	22.44	24.29	26.08	28.12	29.98	31.80	33.33	34.56	36.00	37.21	37.95	38.00	37.13	36.02	34.93	35.23	32.42	28.75	25.69



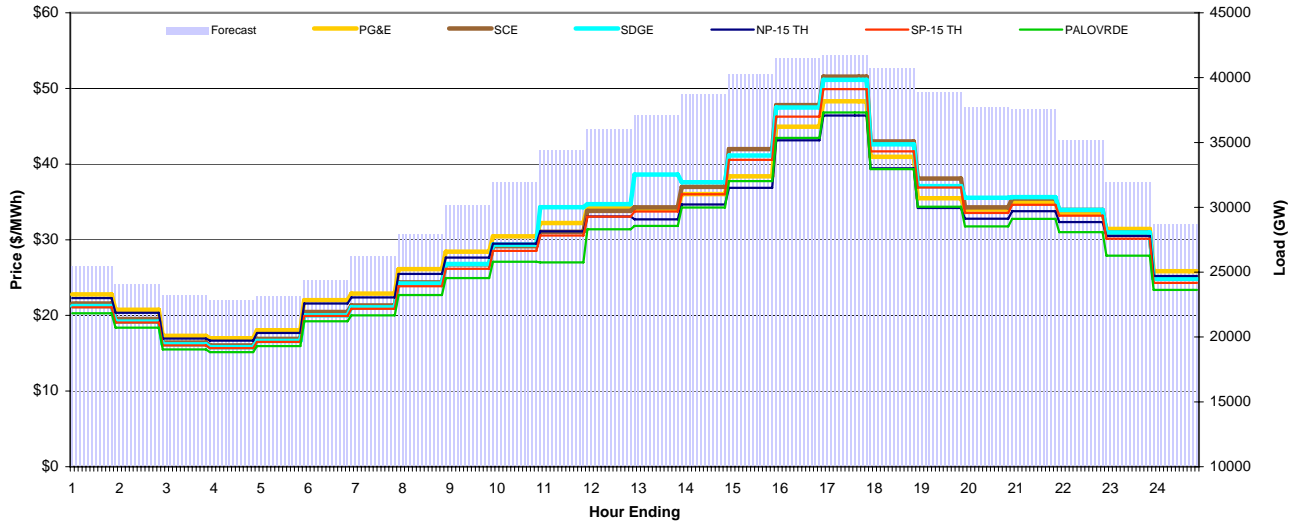
CAISO Daily Report

Wednesday August 26, 2009

Price Color Codes: <=0 >=100 >=200

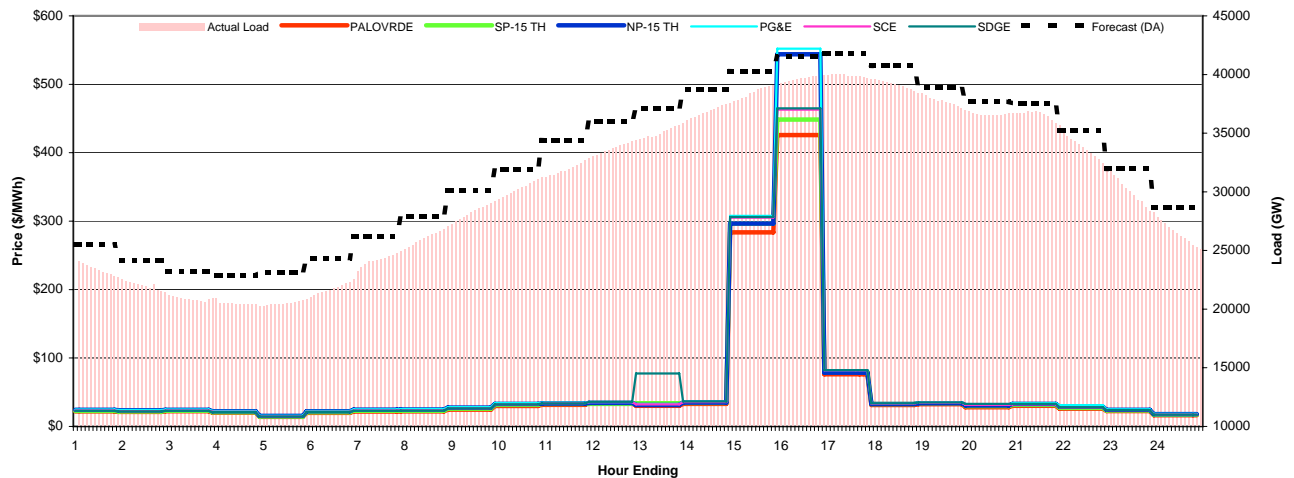
Day-Ahead Prices and Cleared Load

	HE1	HE2	HE3	HE4	HE5	HE6	HE7	HE8	HE9	HE10	HE11	HE12	HE13	HE14	HE15	HE16	HE17	HE18	HE19	HE20	HE21	HE22	HE23	HE24
PG&E	22.78	20.76	17.30	16.99	18.04	22.01	22.87	26.12	28.42	30.45	32.21	34.31	34.01	36.04	38.39	44.93	48.31	40.96	35.48	33.99	35.00	33.46	31.42	25.85
SCE	21.57	19.51	16.40	16.02	16.89	20.45	21.32	24.37	26.74	29.14	31.04	33.82	34.29	36.99	41.98	47.80	51.56	42.99	38.08	34.27	35.44	33.95	30.95	24.95
SDGE	21.23	19.19	16.18	15.80	16.63	20.02	21.07	24.21	26.80	29.35	34.30	34.70	38.62	37.60	41.13	47.47	51.15	42.62	37.09	35.56	35.63	33.95	30.97	24.84
NP-15 TH	22.29	20.35	16.95	16.66	17.68	21.57	22.37	25.49	27.64	29.49	31.11	33.08	32.70	34.65	36.86	43.15	46.42	39.44	34.19	32.79	33.77	32.34	30.50	25.20
SP-15 TH	21.05	19.05	16.04	15.67	16.50	19.93	20.88	23.87	26.17	28.53	30.56	33.06	33.73	36.03	40.55	46.28	49.90	41.68	36.90	33.55	34.62	33.18	30.13	24.31
PALOVORDE	20.29	18.39	15.49	15.14	15.96	19.23	20.01	22.70	24.95	27.08	27.00	31.38	31.82	34.27	37.75	43.46	46.83	39.33	34.37	31.76	32.76	31.00	27.89	23.36
Forecast	25.5	24.1	23.2	22.9	23.1	24.4	26.2	27.9	30.1	31.9	34.4	36.0	37.1	38.7	40.3	41.5	41.8	40.7	38.9	37.7	37.5	35.2	31.9	28.7



Preliminary Real-Time Prices with Forecasted and Actual System Load

	HE1	HE2	HE3	HE4	HE5	HE6	HE7	HE8	HE9	HE10	HE11	HE12	HE13	HE14	HE15	HE16	HE17	HE18	HE19	HE20	HE21	HE22	HE23	HE24
Palovrde	21.91	21.19	22.10	20.20	13.94	19.89	21.80	21.88	24.65	29.95	31.49	33.83	30.05	33.02	283.73	425.90	76.31	31.36	32.39	28.07	30.14	25.90	22.37	16.43
sp15	22.75	21.95	22.84	20.89	14.42	20.90	22.85	22.83	25.98	31.46	32.93	32.96	34.01	34.38	296.33	448.39	79.64	32.69	33.81	29.75	31.59	27.23	23.31	17.08
np15	24.33	23.62	24.38	22.32	15.48	22.23	24.56	24.86	27.64	33.01	33.37	34.42	31.28	34.78	296.51	543.96	78.65	32.62	33.99	30.58	33.08	29.03	24.34	18.03
pgae	24.82	24.06	24.85	22.76	15.77	22.69	25.07	25.43	28.36	34.04	34.53	35.65	32.64	36.09	307.72	552.04	82.20	33.91	35.24	31.56	34.12	31.04	25.06	18.47
sce	23.35	22.55	23.43	21.43	14.79	21.49	23.38	23.51	26.61	32.22	33.90	35.46	32.31	35.46	305.12	463.03	81.98	33.55	34.65	31.61	32.30	27.86	23.93	17.54
sdge	22.90	22.05	22.97	20.98	14.50	21.32	22.95	23.21	26.46	32.37	33.75	35.90	77.36	36.49	306.10	464.85	82.30	33.90	35.04	33.08	33.06	28.11	23.96	17.41
Forecast-Load	2.2	2.2	2.3	2.4	2.5	2.4	1.8	1.6	1.7	1.4	2.3	2.1	1.9	1.7	1.6	1.8	1.9	1.8	1.3	1.1	1.2	1.8	2.4	2.5
Load	23.29	21.90	20.87	20.43	20.60	21.93	24.36	26.28	28.47	30.50	32.14	33.88	35.24	37.01	38.66	39.73	39.86	38.98	37.57	36.61	36.38	33.38	29.59	26.18



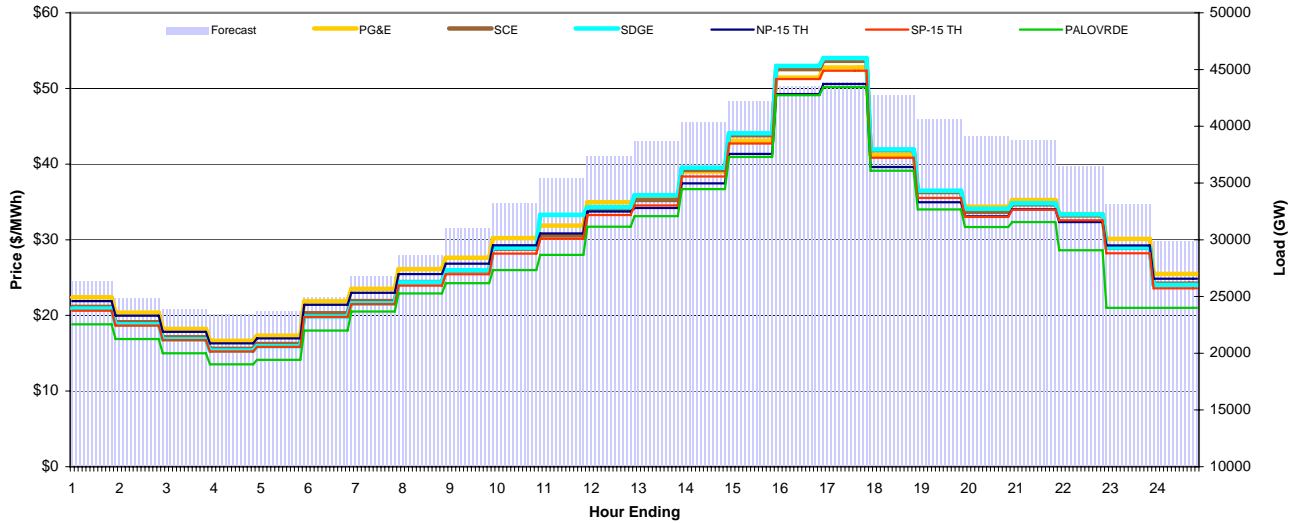
CAISO Daily Report

Thursday August 27, 2009

Price Color Codes: <=0 >=100 >=200

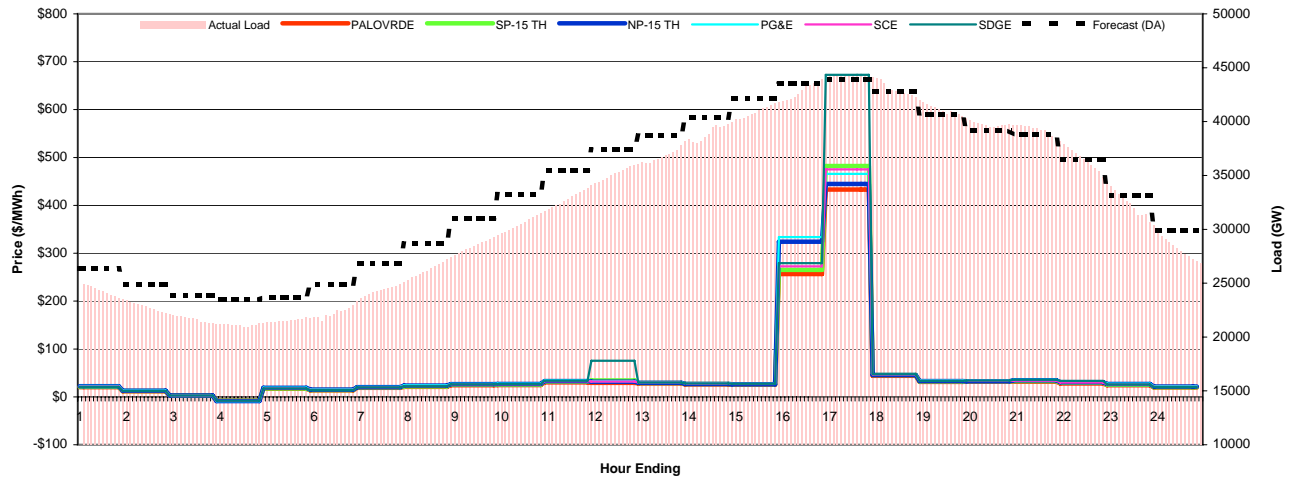
Day-Ahead Prices and Cleared Load

	HE1	HE2	HE3	HE4	HE5	HE6	HE7	HE8	HE9	HE10	HE11	HE12	HE13	HE14	HE15	HE16	HE17	HE18	HE19	HE20	HE21	HE22	HE23	HE24
PG&E	22.40	20.38	18.21	16.64	17.32	21.86	23.52	26.12	27.62	30.23	31.86	34.95	35.52	39.01	43.08	51.44	52.77	41.23	36.34	34.37	35.26	33.40	30.11	25.49
SCE	21.13	19.11	17.11	15.59	16.21	20.28	21.90	24.40	25.94	28.82	30.59	33.96	35.26	39.24	43.81	52.55	53.66	41.85	36.32	33.70	34.68	33.22	28.94	24.19
SDGE	20.90	18.81	16.83	15.35	15.94	19.85	21.60	24.37	25.97	28.96	33.29	34.31	35.88	39.52	44.07	52.97	54.01	41.95	36.47	34.08	34.82	33.36	28.97	24.03
NP-15 TH	21.90	19.96	17.84	16.30	16.96	21.39	23.00	25.47	26.84	29.27	30.83	33.74	34.21	37.45	41.34	49.26	50.60	39.61	34.96	33.09	34.04	32.34	29.25	24.84
SP-15 TH	20.63	18.66	16.72	15.24	15.84	19.80	21.49	23.95	25.44	28.17	30.14	33.27	34.54	38.37	42.73	51.25	52.35	40.85	35.54	33.02	33.97	32.57	28.22	23.58
PALOVDRDE	18.82	16.88	14.99	13.54	14.13	18.01	20.51	22.90	24.25	26.00	28.00	31.72	33.12	36.69	40.94	49.11	50.16	39.12	34.01	31.68	32.34	28.61	21.00	21.00
Forecast	26.4	24.9	23.9	23.5	23.7	24.9	26.8	28.7	31.0	33.3	35.4	37.4	38.7	40.4	42.2	43.5	43.9	42.8	40.6	39.1	38.8	36.5	33.1	29.9



Preliminary Real-Time Prices with Forecasted and Actual System Load

	HE1	HE2	HE3	HE4	HE5	HE6	HE7	HE8	HE9	HE10	HE11	HE12	HE13	HE14	HE15	HE16	HE17	HE18	HE19	HE20	HE21	HE22	HE23	HE24
Palovrde	20.15	11.67	2.77	-7.88	16.96	13.71	19.06	21.08	24.43	24.59	30.49	29.41	28.05	26.04	25.41	256.45	433.12	44.08	31.46	31.52	31.70	28.12	24.48	19.54
sp15	20.98	12.15	2.87	-8.19	17.60	14.27	19.95	21.94	25.72	25.81	32.04	34.34	29.17	27.10	26.30	265.14	482.18	45.59	32.49	32.61	33.06	29.61	25.44	20.31
np15	22.44	13.05	3.09	-8.80	18.90	15.20	20.26	23.64	26.53	26.85	33.17	31.54	29.48	27.02	26.24	324.18	444.60	45.57	33.18	32.81	34.67	30.61	27.07	21.70
pgae	22.91	13.31	3.15	-8.97	19.29	15.52	20.84	24.18	27.27	27.69	34.20	32.81	30.55	28.19	27.37	333.72	465.95	47.53	34.46	34.06	35.85	31.57	27.82	22.23
sce	21.53	12.45	2.95	-8.39	18.05	14.63	20.38	22.53	26.41	26.38	32.70	31.85	29.86	27.78	27.04	272.69	475.20	46.78	33.34	33.36	33.68	30.02	26.10	20.85
sdge	21.15	12.22	2.90	-8.22	17.70	14.34	20.04	22.32	26.21	26.63	33.53	75.31	30.16	28.01	27.34	279.19	672.61	47.53	33.38	33.88	35.62	33.34	26.09	20.69
Forecast-Load	2.2	2.3	2.4	2.4	2.1	2.5	2.3	2.2	2.3	2.5	2.3	2.0	1.7	1.2	1.1	0.4	-0.4	0.1	-0.2	-0.5	-0.2	0.5	1.4	2.0
Load	24.13	22.62	21.53	21.11	21.57	22.42	24.48	26.50	28.70	30.79	33.12	35.35	37.03	39.12	41.08	43.12	44.21	42.71	40.87	39.66	38.98	35.95	31.77	27.89



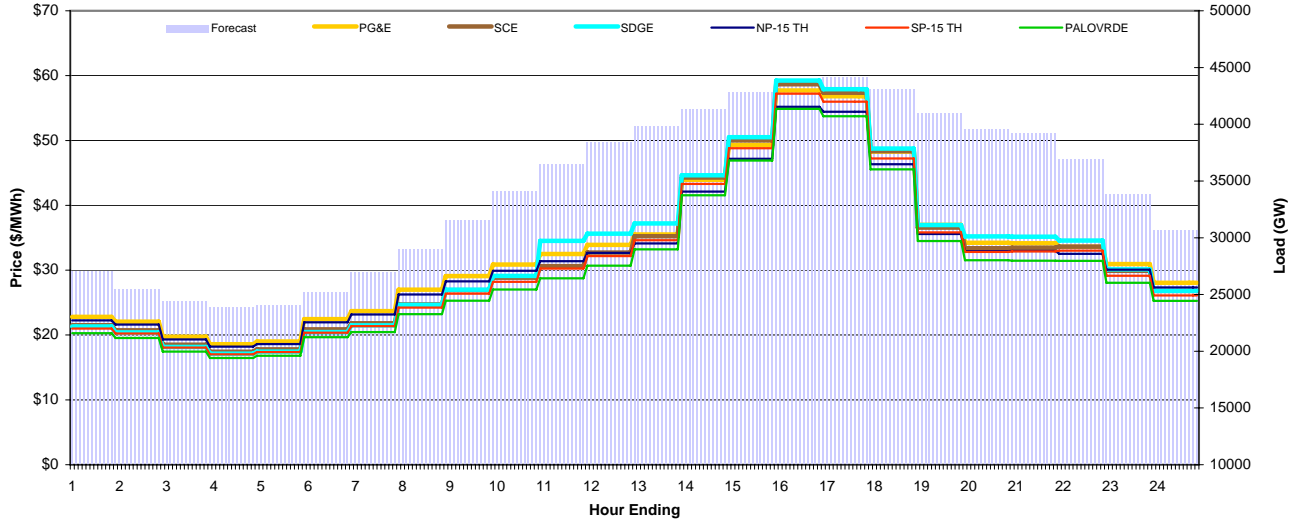
CAISO Daily Report

Friday August 28, 2009

Price Color Codes: <=0 >=100 >=200

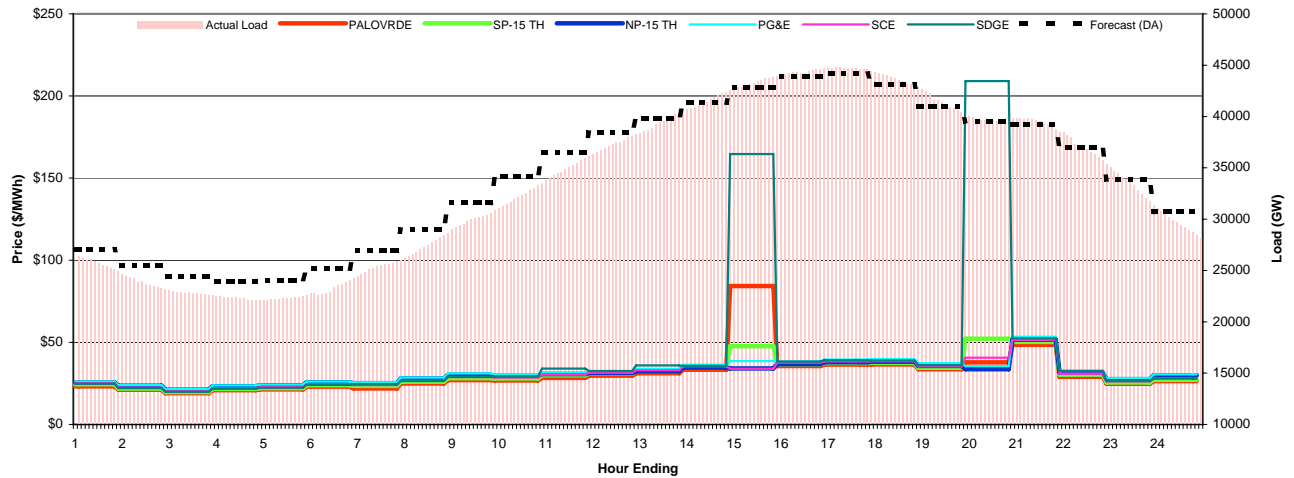
Day-Ahead Prices and Cleared Load

	HE1	HE2	HE3	HE4	HE5	HE6	HE7	HE8	HE9	HE10	HE11	HE12	HE13	HE14	HE15	HE16	HE17	HE18	HE19	HE20	HE21	HE22	HE23	HE24
PG&E	22.80	22.07	19.73	18.57	19.00	22.45	23.68	26.99	29.08	30.86	32.49	33.91	35.50	43.95	49.30	57.71	56.82	48.29	36.99	34.23	34.15	33.60	30.93	28.04
SCE	21.52	20.72	18.50	17.42	17.79	20.88	21.80	24.72	26.93	28.85	30.63	32.72	35.24	44.30	50.02	58.67	57.38	48.37	36.58	33.38	33.47	33.63	29.89	26.80
SDGE	21.32	20.40	18.17	17.12	17.45	20.46	21.50	24.65	26.99	29.12	34.51	35.63	37.21	44.63	50.50	59.24	57.91	48.76	36.97	35.22	35.15	34.56	30.12	26.83
NP-15 TH	22.26	21.61	19.33	18.20	18.60	21.95	23.17	26.26	28.28	29.91	31.38	32.68	34.12	42.11	47.19	55.20	54.43	46.35	35.58	32.95	32.97	32.53	30.07	27.35
SP-15 TH	21.01	20.22	18.06	17.02	17.37	20.35	21.37	24.22	26.38	28.19	30.25	32.17	34.62	43.30	48.80	57.23	55.99	47.23	35.82	32.83	32.90	33.01	29.13	26.10
PALOVORDE	20.29	19.55	17.45	16.45	16.80	19.67	20.46	23.22	25.28	27.01	28.74	30.69	33.21	41.55	46.90	54.88	53.74	45.54	34.50	31.54	31.46	31.44	28.06	25.25
Forecast	27.1	25.5	24.4	23.9	24.1	25.2	27.0	29.0	31.6	34.1	36.5	38.4	39.8	41.3	42.8	43.9	44.2	43.1	41.0	39.6	39.2	36.9	33.9	30.7



Preliminary Real-Time Prices with Forecasted and Actual System Load

	HE1	HE2	HE3	HE4	HE5	HE6	HE7	HE8	HE9	HE10	HE11	HE12	HE13	HE14	HE15	HE16	HE17	HE18	HE19	HE20	HE21	HE22	HE23	HE24
Palovrde	23.18	21.11	19.01	20.83	21.35	23.00	21.91	24.91	27.01	26.81	28.33	29.75	31.18	33.28	84.30	35.59	36.48	36.52	33.56	37.76	48.49	29.03	24.71	26.37
sp15	24.49	21.87	19.68	21.59	22.13	23.87	23.44	26.02	28.19	27.97	29.87	30.85	32.44	34.46	47.67	36.64	37.42	37.50	34.52	52.21	50.26	30.27	25.56	27.18
np15	25.54	23.57	21.14	23.28	23.77	25.59	25.13	27.93	30.28	29.59	30.64	31.31	32.37	34.62	34.09	36.70	37.86	38.17	35.64	33.60	51.63	31.59	27.58	29.90
pgae	26.12	24.00	21.55	23.73	24.24	26.15	25.70	28.54	31.07	30.46	31.71	32.45	33.81	36.34	38.60	38.35	39.55	39.78	37.35	35.50	53.38	32.53	28.29	30.54
sce	25.14	22.43	20.18	22.12	22.68	24.49	23.93	26.59	28.81	28.58	30.30	31.51	33.03	35.33	33.90	37.59	38.42	38.49	35.35	40.67	51.41	30.86	26.24	27.93
sdge	24.86	22.10	19.86	21.74	22.28	24.04	24.32	26.44	28.89	29.01	34.03	32.55	35.91	35.67	164.69	38.28	39.10	38.99	36.04	209.12	52.41	32.66	26.42	27.92
Forecast-Load	1.5	1.7	1.6	1.6	1.7	1.8	1.5	1.3	1.4	1.6	1.3	0.9	0.2	-0.4	-0.6	-0.5	-0.5	-0.4	-0.1	-0.1	-0.1	0.3	0.9	1.4
Load	25.61	23.73	22.77	22.28	22.37	23.42	25.51	27.65	30.14	32.50	35.19	37.52	39.67	41.76	43.46	44.42	44.67	43.50	41.12	39.68	39.29	36.64	32.98	29.34



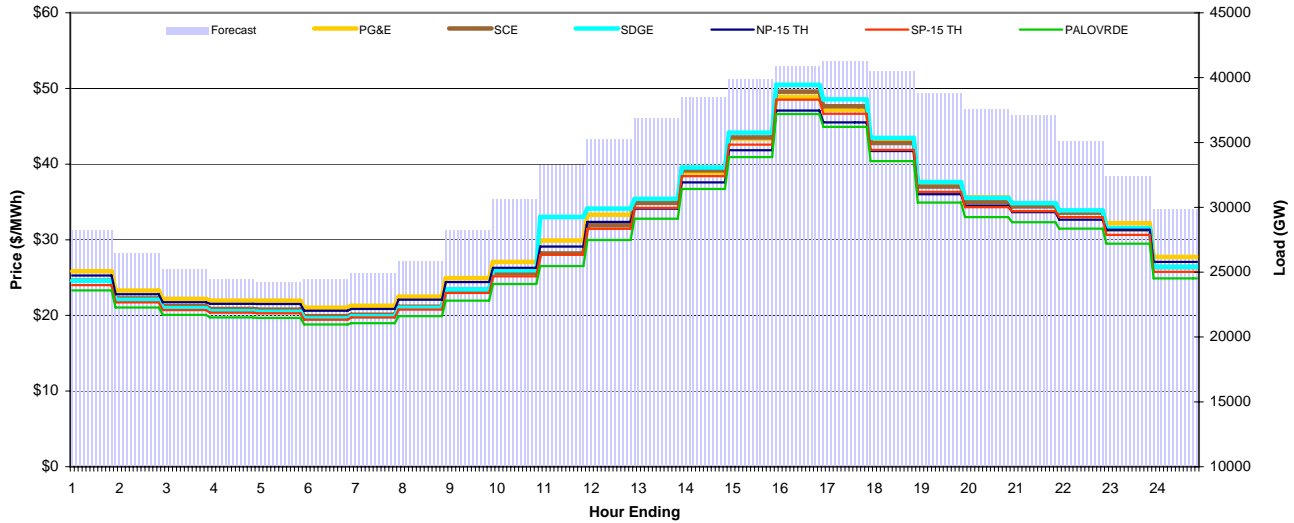
CAISO Daily Report

Saturday August 29, 2009

Price Color Codes: <=0 >=100 >=200

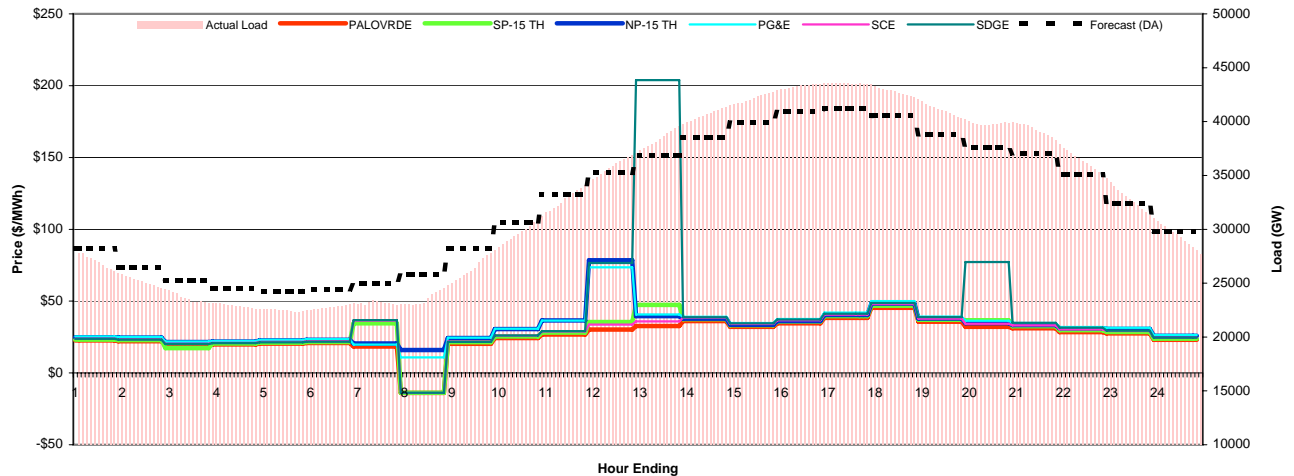
Day-Ahead Prices and Cleared Load

	HE1	HE2	HE3	HE4	HE5	HE6	HE7	HE8	HE9	HE10	HE11	HE12	HE13	HE14	HE15	HE16	HE17	HE18	HE19	HE20	HE21	HE22	HE23	HE24
PG&E	25.85	23.29	22.18	21.95	21.94	21.03	21.27	22.49	24.94	27.08	29.91	33.30	35.22	38.90	43.34	48.87	47.22	43.20	37.25	35.62	34.72	33.62	32.18	27.72
SCE	24.59	22.24	21.22	20.86	20.78	19.90	20.09	21.14	23.39	25.60	28.20	31.92	34.88	39.16	43.52	49.58	47.64	42.78	37.04	34.95	34.40	33.59	31.37	26.40
SDGE	24.57	22.05	20.95	20.55	20.47	19.60	19.89	20.99	23.43	25.98	33.02	34.10	35.40	39.54	44.15	50.47	48.56	43.45	37.63	35.52	34.83	33.89	31.54	26.42
NP-15 TH	25.27	22.80	21.73	21.53	21.51	20.61	20.85	22.08	24.41	26.30	29.11	32.37	34.12	37.57	41.84	47.09	45.51	41.72	36.01	34.50	33.65	32.66	31.32	27.06
SP-15 TH	24.01	21.71	20.71	20.36	20.29	19.44	19.73	20.76	22.96	25.16	28.02	31.45	34.23	38.40	42.58	48.52	46.65	41.88	36.34	34.31	33.78	33.00	30.65	25.77
PALOVDRDE	23.31	21.03	20.07	19.74	19.67	18.81	18.98	19.89	21.95	24.15	26.53	29.97	32.78	36.72	40.93	46.62	44.91	40.39	34.92	32.99	32.32	31.47	29.49	24.90
Forecast	28.2	26.5	25.2	24.5	24.2	24.5	24.9	25.9	28.2	30.6	33.2	35.2	36.9	38.5	39.9	40.9	41.2	40.5	38.8	37.6	37.1	35.1	32.4	29.8



Preliminary Real-Time Prices with Forecasted and Actual System Load

	HE1	HE2	HE3	HE4	HE5	HE6	HE7	HE8	HE9	HE10	HE11	HE12	HE13	HE14	HE15	HE16	HE17	HE18	HE19	HE20	HE21	HE22	HE23	HE24
Palovrde	22.61	22.13	20.38	19.87	20.39	20.85	18.36	-13.85	20.31	24.26	26.74	30.24	32.62	36.15	32.14	34.58	38.37	45.39	35.69	32.05	31.11	28.41	27.58	23.12
sp15	23.20	22.82	17.33	20.51	21.06	21.57	34.58	-13.85	21.37	25.41	28.11	35.39	47.38	37.42	33.16	35.76	39.61	46.79	37.00	36.65	32.50	29.73	28.56	23.89
np15	24.89	24.59	21.47	21.85	22.64	23.08	20.46	15.92	24.26	30.57	36.57	78.47	39.52	37.76	33.55	36.13	40.39	48.26	37.92	34.66	33.32	31.04	30.65	25.87
pgae	25.42	25.05	21.91	22.25	23.07	23.53	19.69	10.85	24.49	30.71	36.42	73.59	40.70	39.16	34.81	37.56	41.96	50.05	39.24	36.36	34.77	31.96	31.42	26.45
sce	23.80	23.37	20.29	21.01	21.58	22.11	36.44	-13.88	21.87	26.03	28.83	33.63	35.84	38.41	34.09	36.68	40.61	47.96	37.76	34.21	33.09	30.28	29.26	24.48
sdge	23.76	23.15	20.11	20.74	21.28	21.76	36.80	-13.83	21.61	26.05	29.12	76.59	203.87	38.77	34.52	37.25	41.27	48.69	38.92	77.16	34.85	31.53	29.42	24.52
Forecast-Load	1.5	1.5	1.8	1.7	1.8	1.6	1.8	2.1	1.5	0.6	0.1	-0.9	-1.8	-2.3	-2.4	-2.4	-2.3	-2.0	-2.0	-2.2	-1.8	-0.8	0.1	0.8
Load	26.78	24.95	23.45	22.80	22.45	22.82	23.13	23.80	26.73	29.98	33.15	36.13	38.72	40.84	42.33	43.34	43.48	42.57	40.81	39.79	38.88	35.90	32.34	29.01



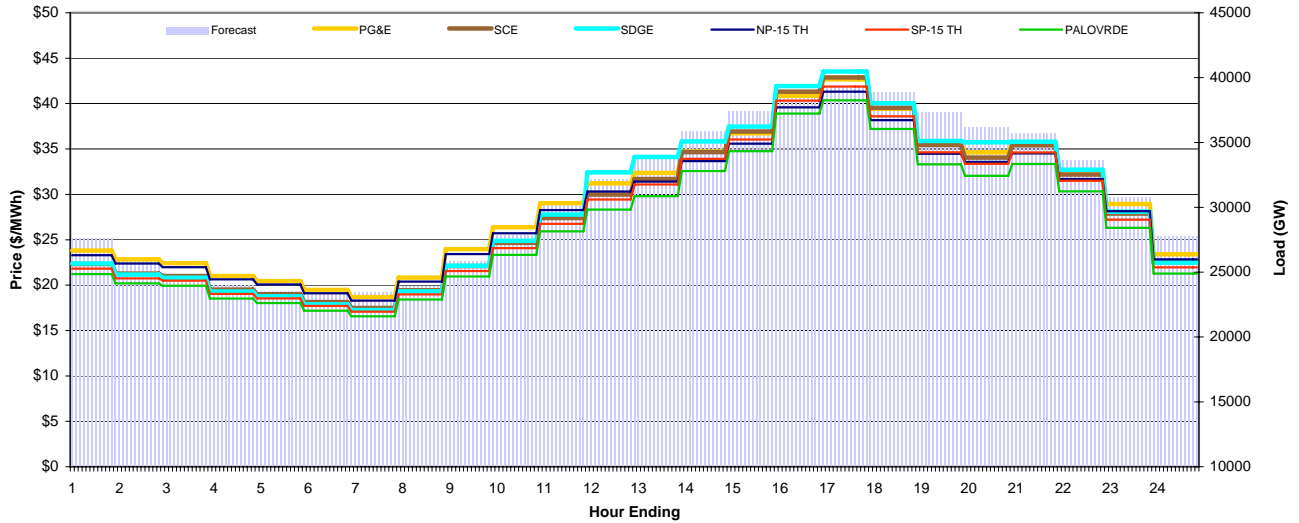
CAISO Daily Report

Sunday August 30, 2009

Price Color Codes: <=0 >=100 >=200

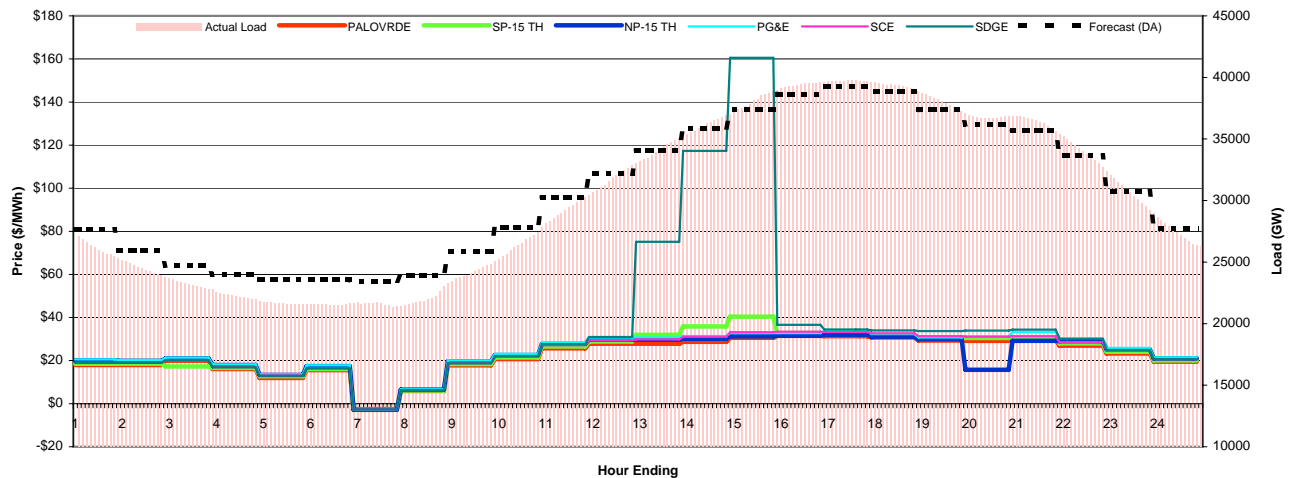
Day-Ahead Prices and Cleared Load

	HE1	HE2	HE3	HE4	HE5	HE6	HE7	HE8	HE9	HE10	HE11	HE12	HE13	HE14	HE15	HE16	HE17	HE18	HE19	HE20	HE21	HE22	HE23	HE24
PG&E	23.82	22.84	22.41	21.01	20.45	19.48	18.67	20.83	23.98	26.39	29.04	31.22	32.36	34.72	36.74	40.87	42.67	39.42	35.55	34.63	35.57	32.60	28.95	23.40
SCE	22.34	21.26	21.00	19.51	19.00	18.14	17.49	19.43	22.10	24.66	27.38	29.98	31.69	34.64	36.92	41.32	42.88	39.54	35.44	34.05	35.40	32.18	27.88	22.52
SDGE	22.39	21.17	20.82	19.29	18.77	17.88	17.26	19.32	22.14	24.89	27.77	32.43	34.13	35.84	37.47	41.92	43.54	40.04	35.88	35.74	35.79	32.71	28.09	22.49
NP-15 TH	23.29	22.38	21.98	20.64	20.07	19.10	18.29	20.39	23.43	25.71	28.27	30.32	31.40	33.65	35.58	39.58	41.32	38.17	34.47	33.57	34.51	31.70	28.15	22.84
SP-15 TH	21.81	20.75	20.50	19.04	18.55	17.71	17.08	18.99	21.56	24.07	26.76	29.43	31.09	33.91	36.04	40.33	41.87	38.59	34.63	33.36	34.61	31.49	27.21	21.97
PALOVPRDE	21.21	20.20	19.94	18.52	18.04	17.19	16.57	18.43	20.95	23.34	25.93	28.32	29.80	32.57	34.75	38.90	40.35	37.21	33.32	32.05	33.35	30.33	26.31	21.28
Forecast	27.7	25.9	24.7	24.0	23.6	23.5	23.9	25.9	27.8	30.2	32.2	34.0	35.9	37.4	38.6	39.3	38.9	37.4	36.2	35.7	33.6	30.8	27.8	



Preliminary Real-Time Prices with Forecasted and Actual System Load

	HE1	HE2	HE3	HE4	HE5	HE6	HE7	HE8	HE9	HE10	HE11	HE12	HE13	HE14	HE15	HE16	HE17	HE18	HE19	HE20	HE21	HE22	HE23	HE24
Palovrde	17.94	17.98	19.97	16.07	11.93	15.59	-2.56	5.92	17.79	20.69	25.66	27.85	27.85	28.74	30.58	31.47	31.30	30.75	29.32	29.18	29.39	26.91	23.31	19.50
sp15	18.52	18.56	17.28	16.60	12.78	16.12	-2.65	6.13	18.40	21.43	26.55	28.84	31.99	35.85	40.39	32.78	32.47	31.87	30.66	30.48	30.71	27.95	24.14	20.14
np15	20.07	19.85	20.98	17.93	13.37	17.45	-2.84	6.49	19.68	22.58	27.76	29.73	29.70	30.11	31.24	31.55	32.02	31.11	29.88	15.73	29.17	29.03	25.21	21.01
pgae	20.53	20.26	21.38	18.26	13.63	17.79	-2.90	6.64	20.14	23.17	28.54	30.62	30.69	31.37	32.76	32.76	34.00	32.29	30.69	31.14	33.17	30.39	25.92	21.51
sce	18.98	19.01	20.23	16.99	13.11	16.51	-2.71	6.27	18.87	21.97	27.20	29.46	29.84	31.11	33.21	33.43	33.22	32.68	31.34	31.10	31.33	28.59	24.80	20.69
sdge	18.93	18.94	20.24	16.85	13.00	16.28	-2.67	6.18	18.72	21.98	27.50	30.97	75.11	117.32	160.54	36.57	34.42	34.03	33.68	33.92	34.35	30.02	24.91	20.66
Forecast-Load	1.7	1.6	1.7	1.8	2.0	2.0	1.9	1.7	1.5	1.1	0.7	0.1	-0.4	-0.5	-0.9	-0.8	-0.4	-0.3	-0.4	-0.5	-0.5	0.0	0.5	0.6
Load	26.00	24.31	23.07	22.13	21.60	21.56	21.54	22.26	24.36	26.71	29.50	32.08	34.38	36.38	38.28	39.44	39.68	39.21	37.79	36.75	36.17	33.58	30.22	27.12



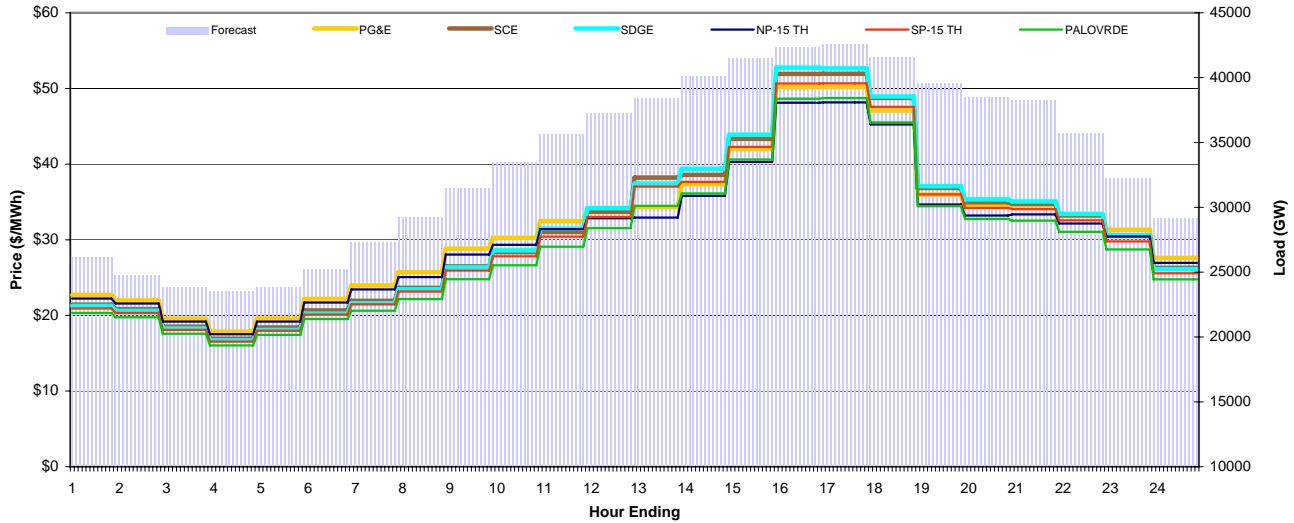
CAISO Daily Report

Monday August 31, 2009

Price Color Codes: <=0 >=100 >=200

Day-Ahead Prices and Cleared Load

	HE1	HE2	HE3	HE4	HE5	HE6	HE7	HE8	HE9	HE10	HE11	HE12	HE13	HE14	HE15	HE16	HE17	HE18	HE19	HE20	HE21	HE22	HE23	HE24
PG&E	22.70	22.00	19.54	17.85	19.58	22.16	23.96	25.71	28.83	30.27	32.47	34.10	34.33	37.33	41.98	50.18	50.18	47.08	35.97	34.46	34.58	33.19	31.31	27.61
SCE	21.43	20.84	18.51	16.93	18.41	20.65	21.93	23.64	26.47	28.35	31.03	33.70	38.22	38.58	43.34	51.92	51.94	48.74	36.85	34.96	34.76	33.23	30.54	26.29
SDGE	21.26	20.60	18.26	16.70	18.09	20.25	21.61	23.45	26.36	28.58	31.47	34.17	37.44	39.35	43.89	52.75	52.66	48.93	37.07	35.33	35.07	33.42	30.61	26.11
NP-15 TH	22.23	21.58	19.18	17.51	19.19	21.70	23.44	25.07	28.04	29.34	31.40	32.85	32.93	35.81	40.29	48.11	48.16	45.24	34.65	33.21	33.35	32.15	30.44	26.95
SP-15 TH	20.91	20.33	18.07	16.54	17.97	20.12	21.47	23.15	25.94	27.81	30.42	33.00	37.04	37.66	42.27	50.65	50.68	47.56	36.00	34.20	34.05	32.57	29.77	25.58
PALOVNRDE	20.32	19.75	17.57	16.04	17.42	19.51	20.62	22.16	24.78	26.63	29.08	31.53	34.48	36.12	40.60	48.65	48.72	45.52	34.44	32.76	32.53	31.04	28.71	24.76
Forecast	26.2	24.8	23.9	23.5	23.9	25.2	27.3	29.2	31.5	33.5	35.7	37.3	38.4	40.1	41.5	42.4	42.6	41.6	39.6	38.5	38.3	35.8	32.3	29.1



Preliminary Real-Time Prices with Forecasted and Actual System Load

	HE1	HE2	HE3	HE4	HE5	HE6	HE7	HE8	HE9	HE10	HE11	HE12	HE13	HE14	HE15	HE16	HE17	HE18	HE19	HE20	HE21	HE22	HE23	HE24
Palovrde	18.90	17.43	11.46	17.55	16.92	19.97	19.83	24.27	25.77	23.12	25.68	27.03	27.88	26.87	28.65	168.50	41.78	70.17	30.22	118.22	29.97	26.68	22.86	18.96
sp15	19.53	18.01	11.84	18.13	17.45	20.64	21.59	25.30	26.96	59.80	58.03	28.09	28.88	27.80	29.70	225.67	42.81	71.75	31.35	129.21	44.45	27.83	23.56	19.53
np15	20.64	18.98	12.43	19.06	18.45	22.00	22.52	26.90	28.43	26.33	28.69	28.43	28.63	27.10	28.92	30.01	28.05	28.52	30.48	31.25	31.13	27.86	24.25	21.37
pgae	21.11	19.35	12.66	19.42	18.83	22.49	22.98	27.53	29.22	28.00	30.39	29.49	29.74	28.24	30.09	36.33	29.58	30.78	31.70	34.71	32.87	28.82	25.01	22.04
sce	20.01	18.46	12.13	18.54	17.86	21.13	22.11	25.80	27.51	68.20	65.87	28.69	29.60	28.69	30.60	237.31	44.01	73.73	32.16	126.06	32.81	28.42	24.11	20.03
sdge	19.89	18.27	11.99	18.30	17.66	20.89	22.03	25.81	27.56	70.92	68.45	29.19	30.05	28.70	30.49	240.69	44.19	73.81	32.47	211.84	199.98	29.47	24.44	19.97
Forecast-Load	1.2	1.7	1.9	2.0	1.9	1.9	1.9	1.6	1.3	1.6	1.5	1.2	0.8	0.9	0.8	0.9	1.1	0.5	0.2	-0.1	0.1	0.3	1.0	1.4
Load	25.01	23.01	21.91	21.53	21.91	23.28	25.35	27.62	30.16	31.93	34.16	36.07	37.62	39.21	40.63	41.44	41.55	41.04	39.39	38.59	38.21	35.40	31.26	27.71

