

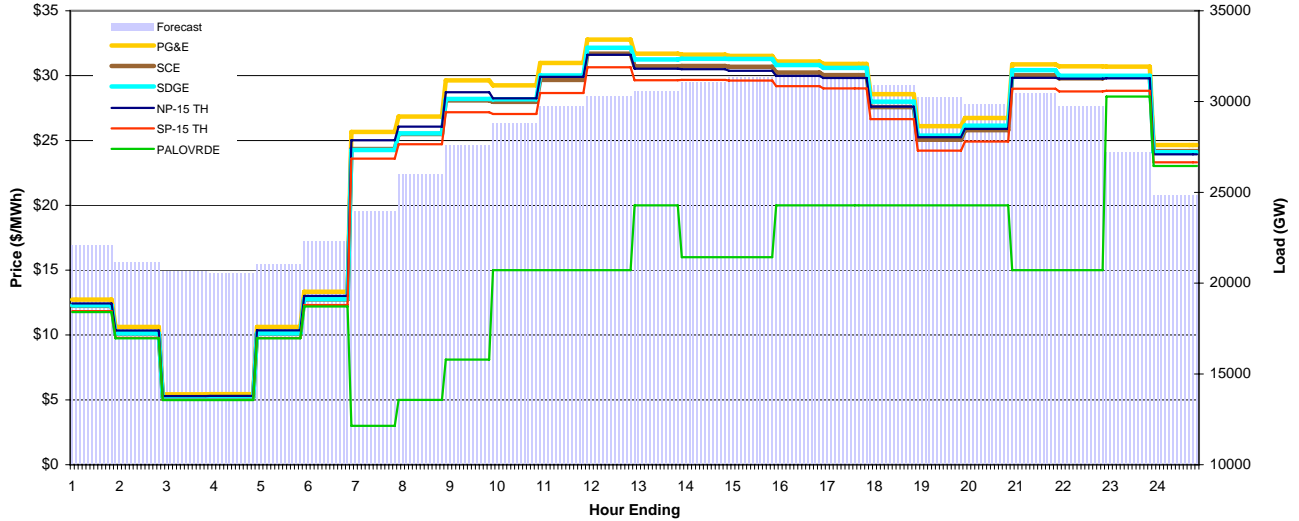
CAISO Daily Report

Delivery Day: 20090601

Price Color Codes: <=0 >=100 >=200

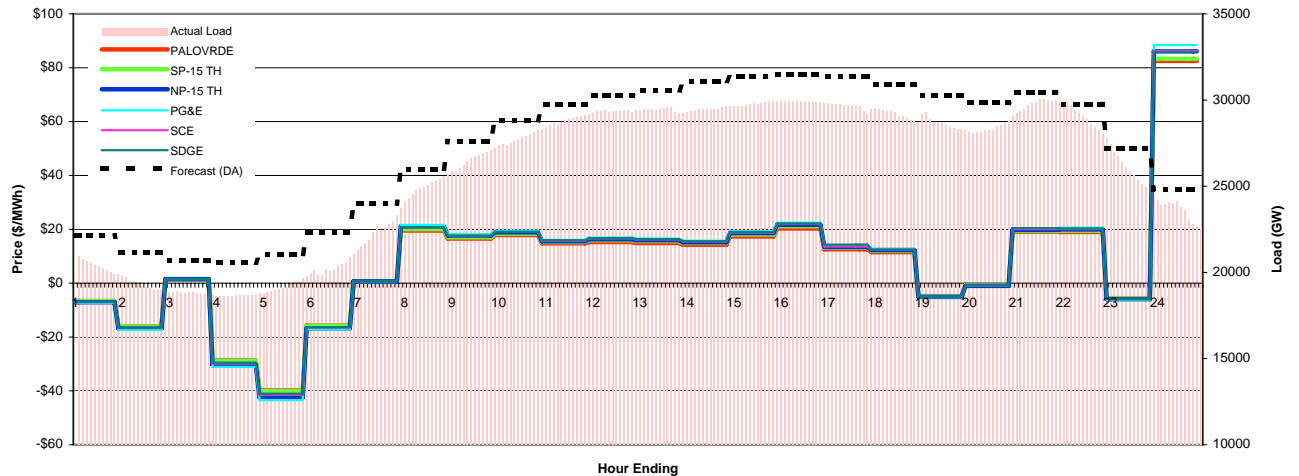
Day-Ahead Prices and Cleared Load

	HE1	HE2	HE3	HE4	HE5	HE6	HE7	HE8	HE9	HE10	HE11	HE12	HE13	HE14	HE15	HE16	HE17	HE18	HE19	HE20	HE21	HE22	HE23	HE24
PG&E	12.73	10.62	5.43	5.44	10.62	13.33	25.66	26.65	29.64	29.26	30.98	32.78	31.69	31.62	31.52	31.09	30.91	28.58	26.10	26.73	30.87	30.71	30.70	24.65
SCE	12.26	10.13	5.19	5.19	10.12	12.75	24.34	25.50	28.09	27.98	29.67	31.69	30.71	30.74	30.68	30.24	30.04	27.58	25.06	25.80	30.03	29.80	29.92	24.17
SDGE	12.28	10.13	5.18	5.17	10.13	12.76	24.27	25.55	28.20	28.17	30.01	32.15	31.25	31.30	31.29	30.81	30.60	28.00	25.38	26.14	30.43	29.99	29.99	24.10
NP-15 TH	12.43	10.35	5.29	5.30	10.36	13.01	25.01	26.07	28.72	28.26	29.90	31.61	30.54	30.49	30.38	29.98	29.82	27.61	25.25	25.89	29.83	29.77	29.79	23.94
SP-15 TH	11.84	9.79	5.01	5.01	9.77	12.31	23.60	24.71	27.18	27.04	28.66	30.65	29.64	29.67	29.62	29.19	29.01	26.65	24.22	24.92	28.99	28.78	28.83	23.31
PALOVPRDE	11.77	9.75	4.99	4.99	9.75	12.20	3.00	5.00	8.11	15.00	15.00	15.00	20.00	16.00	16.00	20.00	20.00	20.00	20.00	20.00	15.00	15.00	28.39	23.04
Forecast	22.1	21.2	20.7	20.6	21.0	22.3	24.0	26.0	27.6	28.8	29.7	30.3	30.6	31.1	31.4	31.5	31.4	30.9	30.3	29.8	30.4	29.8	27.2	24.8



Preliminary Real-Time Prices with Forecasted and Actual System Load

	HE1	HE2	HE3	HE4	HE5	HE6	HE7	HE8	HE9	HE10	HE11	HE12	HE13	HE14	HE15	HE16	HE17	HE18	HE19	HE20	HE21	HE22	HE23	HE24
Palovrde	-6.62	-16.10	1.46	-28.72	-39.85	-15.79	0.71	19.55	16.57	17.86	14.83	15.25	14.94	14.27	17.37	20.34	12.58	11.53	-4.80	-0.84	19.07	19.03	-5.59	82.53
sp15	-6.69	-16.13	1.46	-28.80	-40.08	-15.96	0.75	20.10	17.07	18.39	15.27	16.00	15.64	14.90	18.09	21.18	13.17	12.00	-4.87	-0.85	19.40	19.41	-5.61	83.28
np15	-7.07	-16.87	1.52	-30.29	-42.44	-16.73	0.69	21.08	17.70	18.89	15.58	16.33	15.97	15.22	18.62	21.72	13.43	12.30	-5.07	-0.98	19.79	19.99	-5.93	86.07
pgae	-7.25	-17.31	1.56	-31.04	-43.44	-17.15	0.73	21.62	18.23	19.50	16.10	16.91	16.55	15.77	19.28	22.49	13.93	12.74	-5.22	-1.00	20.46	20.63	-6.10	88.44
sce	-6.92	-16.68	1.52	-29.82	-41.48	-16.52	0.77	20.72	17.61	19.00	15.76	16.56	16.25	15.46	18.80	22.00	13.64	12.44	-5.03	-0.88	20.06	20.06	-5.81	86.26
sdge	-6.85	-16.55	1.50	-29.50	-41.06	-16.36	0.80	20.75	17.66	19.10	15.95	16.69	16.36	15.57	18.95	22.15	14.30	12.49	-5.12	-0.88	20.43	20.30	-5.89	85.88
Forecast-Load	1.8	2.0	1.9	1.9	1.7	1.9	1.3	0.9	0.9	1.0	0.8	0.9	1.2	1.6	1.6	1.6	1.8	1.8	1.7	1.4	0.6	1.1	1.7	1.4
Load	20.29	19.17	18.78	18.67	19.29	20.40	22.66	25.12	26.68	27.88	28.90	29.36	29.40	29.50	29.80	29.88	29.59	29.12	28.54	28.48	29.83	28.71	25.52	23.39



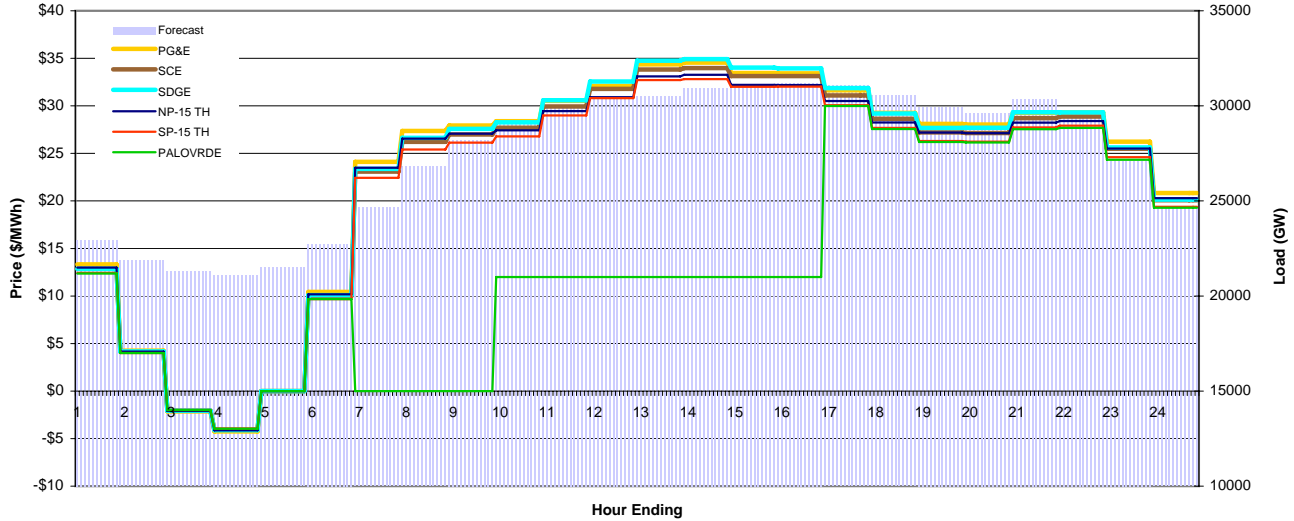
CAISO Daily Report

Delivery Day: 20090602

Price Color Codes: <=0 >=100 >=200

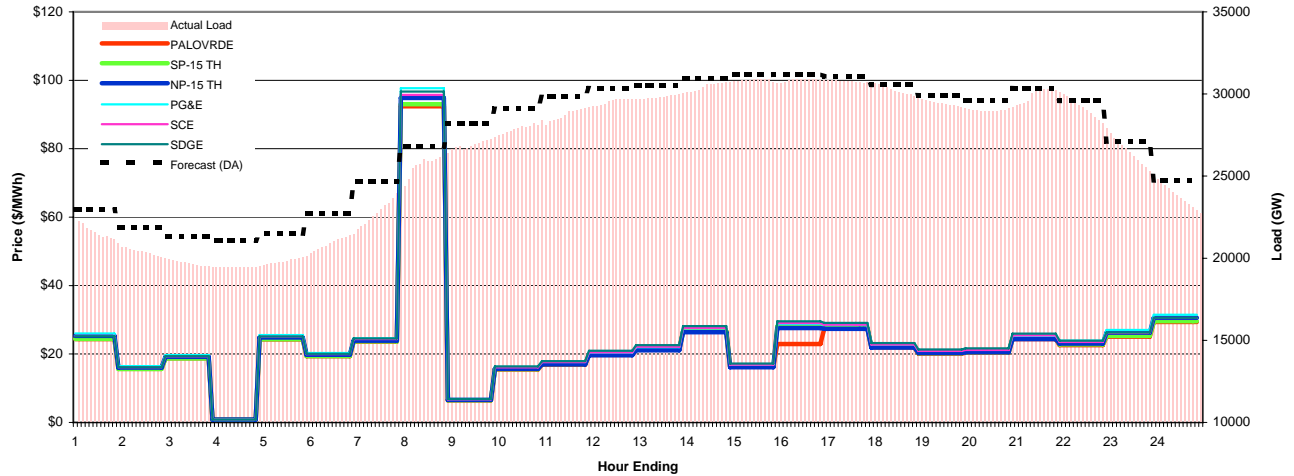
Day-Ahead Prices and Cleared Load

	HE1	HE2	HE3	HE4	HE5	HE6	HE7	HE8	HE9	HE10	HE11	HE12	HE13	HE14	HE15	HE16	HE17	HE18	HE19	HE20	HE21	HE22	HE23	HE24
PG&E	13.33	4.26	-2.14	-4.24	0.00	10.44	24.11	27.36	27.94	28.39	30.52	32.08	34.36	34.54	33.45	33.42	31.63	29.26	28.10	28.03	29.26	29.31	26.24	20.83
SCE	12.85	4.13	-2.06	-4.08	0.00	10.00	23.09	26.21	26.99	27.69	29.94	31.79	33.82	33.98	33.13	33.14	31.10	28.64	27.21	27.14	28.71	28.87	25.49	20.07
SDGE	12.85	4.17	-2.07	-4.11	0.00	10.09	23.37	26.64	27.58	28.27	30.59	32.56	34.75	34.92	34.02	33.94	31.87	29.20	27.69	27.69	29.33	29.32	25.63	20.15
NP-15 TH	12.99	4.15	-2.08	-4.13	0.00	10.18	23.49	26.56	27.08	27.42	29.45	30.91	33.11	33.27	32.21	32.20	30.51	28.25	27.20	27.12	28.24	28.40	25.51	20.29
SP-15 TH	12.41	4.00	-1.99	-3.95	0.00	9.67	22.44	25.42	26.13	26.79	28.99	30.81	32.71	32.82	32.00	32.02	30.08	27.69	26.30	26.24	27.74	27.91	24.61	19.38
PALOVPRDE	12.36	4.00	-2.00	-3.96	0.00	9.67	0.00	0.00	0.00	12.00	12.00	12.00	12.00	12.00	12.00	12.00	29.98	27.56	26.20	26.15	27.55	27.67	24.33	19.28
Forecast	22.9	21.9	21.3	21.1	21.5	22.7	24.6	26.8	28.2	29.1	29.9	30.4	30.5	31.0	31.2	31.2	31.1	30.6	29.9	29.6	30.4	29.6	27.1	24.7



Preliminary Real-Time Prices with Forecasted and Actual System Load

	HE1	HE2	HE3	HE4	HE5	HE6	HE7	HE8	HE9	HE10	HE11	HE12	HE13	HE14	HE15	HE16	HE17	HE18	HE19	HE20	HE21	HE22	HE23	HE24
Palovrde	24.36	15.65	18.74	0.80	24.29	19.36	23.60	92.40	6.47	15.46	16.87	19.73	21.30	26.58	16.26	22.91	27.52	21.92	20.13	20.39	24.35	22.57	25.04	29.39
sp15	24.43	15.63	18.72	0.81	24.32	19.39	23.71	93.03	6.51	15.58	17.05	19.81	21.34	26.64	16.29	28.01	27.62	22.06	20.24	20.53	24.63	22.82	25.31	29.62
np15	25.29	16.04	19.18	0.84	24.84	19.78	23.92	94.83	6.59	15.64	16.98	19.63	21.08	26.39	16.15	27.61	27.34	21.90	20.29	20.52	24.37	23.07	26.24	30.58
pgae	25.99	16.48	19.69	0.87	25.52	20.31	24.58	97.70	6.82	16.24	17.66	20.45	21.96	27.49	16.84	28.78	28.46	22.78	21.05	21.26	25.28	23.88	27.04	31.49
sce	25.28	16.15	19.31	0.83	25.06	19.96	24.34	95.74	6.72	16.08	17.61	20.51	22.10	27.61	16.89	29.04	28.58	22.80	20.91	21.20	25.45	23.53	26.15	30.56
sdge	25.19	16.12	19.35	0.83	25.13	20.06	24.57	96.71	6.84	16.34	17.91	20.95	22.58	28.17	17.23	29.57	29.07	23.20	21.32	21.64	25.95	23.90	26.29	30.56
Forecast-Load	1.5	1.6	1.6	1.6	1.6	1.7	1.5	0.9	1.2	1.1	1.0	0.8	0.7	0.4	0.3	0.3	0.3	0.4	0.6	0.6	0.3	0.7	1.0	1.1
Load	21.46	20.29	19.64	19.47	19.91	21.06	23.12	25.92	27.02	27.98	28.84	29.58	29.87	30.52	30.82	30.86	30.76	30.13	29.37	29.05	30.03	28.84	26.08	23.58



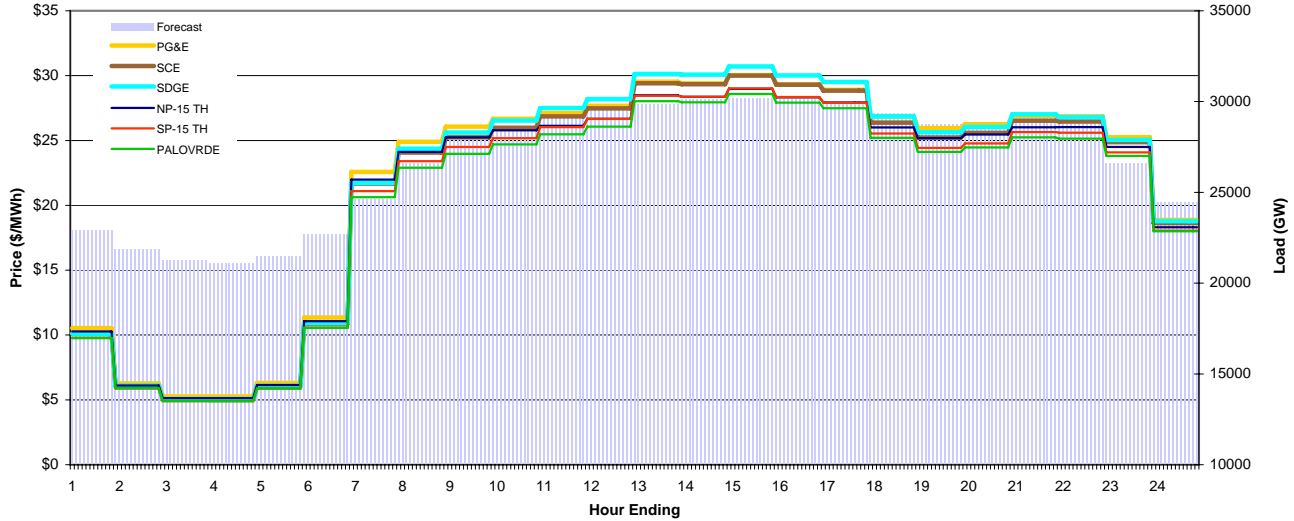
CAISO Daily Report

Delivery Day: 20090603

Price Color Codes: <=0 >=100 >=200

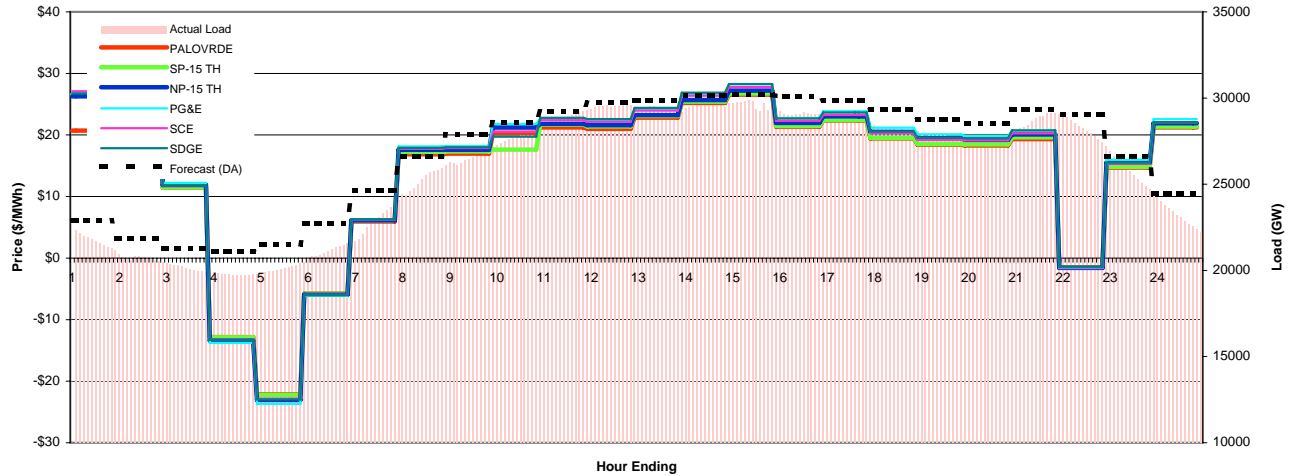
Day-Ahead Prices and Cleared Load

	HE1	HE2	HE3	HE4	HE5	HE6	HE7	HE8	HE9	HE10	HE11	HE12	HE13	HE14	HE15	HE16	HE17	HE18	HE19	HE20	HE21	HE22	HE23	HE24
PG&E	10.54	6.27	5.26	5.27	6.31	11.35	22.58	24.89	26.07	26.67	27.12	27.67	29.53	29.41	30.04	29.34	28.91	26.86	25.95	26.25	26.91	26.85	25.26	18.87
SCE	10.08	6.05	5.05	5.04	6.04	10.88	21.67	24.07	25.24	25.99	26.86	27.47	29.41	29.34	30.01	29.30	28.85	26.38	25.22	25.59	26.53	26.46	24.87	18.63
SDGE	10.11	6.10	5.08	5.07	6.08	10.93	21.72	24.36	25.61	26.54	27.49	28.19	30.13	30.07	30.71	30.01	29.50	26.86	25.64	26.04	27.01	26.80	25.05	18.78
NP-15 TH	10.28	6.11	5.13	5.13	6.15	11.06	21.98	24.12	25.24	25.78	26.14	26.67	28.48	28.36	28.98	28.32	27.94	26.01	25.18	25.47	26.01	26.03	24.50	18.31
SP-15 TH	9.78	5.88	4.90	4.89	5.87	10.57	21.10	23.40	24.50	25.18	26.03	26.65	28.45	28.37	29.01	28.35	27.90	25.54	24.42	24.77	25.64	25.60	24.08	18.05
PALOVPRDE	9.76	5.89	4.91	4.90	5.88	10.55	20.63	22.89	23.97	24.70	25.47	26.07	28.03	27.95	28.59	27.92	27.48	25.21	24.12	24.46	25.24	25.15	23.82	18.00
Forecast	22.9	21.9	21.3	21.1	21.5	22.7	24.6	26.6	27.9	28.6	29.2	29.7	29.8	30.1	30.2	30.1	29.9	29.4	28.8	28.5	29.4	29.0	26.6	24.4



Preliminary Real-Time Prices with Forecasted and Actual System Load

	HE1	HE2	HE3	HE4	HE5	HE6	HE7	HE8	HE9	HE10	HE11	HE12	HE13	HE14	HE15	HE16	HE17	HE18	HE19	HE20	HE21	HE22	HE23	HE24
Palovrde	20.70	29.91	11.45	-12.84	-22.16	-5.78	5.96	16.87	16.97	20.35	21.23	21.00	22.82	25.21	26.57	21.36	22.35	19.45	18.43	18.30	19.34	-1.51	14.70	21.22
sp15	26.57	30.01	11.48	-12.87	-22.22	-5.81	6.11	17.26	17.34	17.62	21.69	21.40	23.08	25.41	26.75	21.49	22.42	19.53	18.52	18.49	19.62	-1.55	14.83	21.36
np15	26.27	31.01	11.89	-13.39	-23.05	-5.96	6.12	17.59	17.58	21.21	21.81	21.60	23.24	25.69	27.20	21.96	23.02	20.50	19.47	19.21	20.09	-1.60	15.48	21.91
pgae	26.93	31.85	12.20	-13.78	-23.68	-6.11	6.32	18.15	18.18	21.81	22.64	22.43	24.14	26.68	28.24	22.76	23.86	21.19	20.10	19.83	20.76	-1.61	15.98	22.58
sce	27.12	30.89	11.81	-13.23	-22.85	-5.96	6.28	17.75	17.87	20.54	22.41	22.14	23.95	26.38	27.78	22.30	23.27	20.27	19.19	19.12	20.28	-1.53	15.32	22.02
sdge	26.75	30.98	11.85	-13.30	-22.95	-6.02	6.32	17.90	18.00	19.72	22.79	22.59	24.42	26.89	28.28	22.68	23.66	20.57	19.52	19.48	20.74	-1.41	15.52	22.04
Forecast-Load	1.3	1.2	1.2	1.3	1.3	1.5	1.5	1.2	1.3	0.7	0.3	0.2	0.5	0.5	0.7	1.1	1.2	1.2	1.0	0.8	0.6	1.1	1.2	1.5
Load	21.64	20.65	20.07	19.76	20.18	21.24	23.15	25.42	26.65	27.91	28.97	29.49	29.37	29.68	29.53	29.05	28.69	28.16	27.79	27.76	28.80	27.97	25.43	22.97



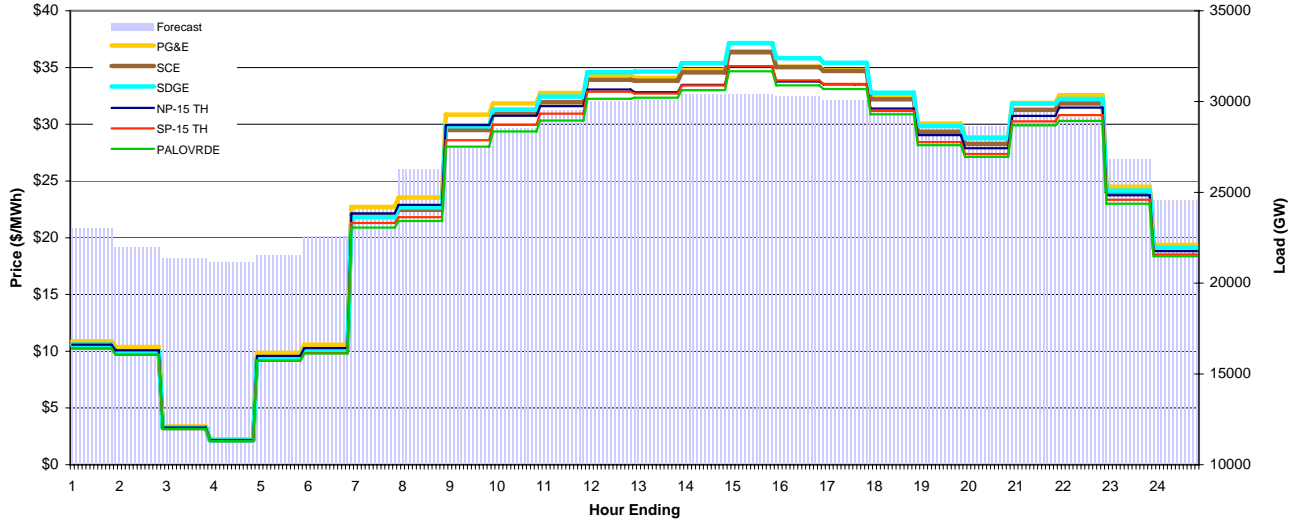
CAISO Daily Report

Delivery Day: 20090604

Price Color Codes: <=0 >=100 >=200

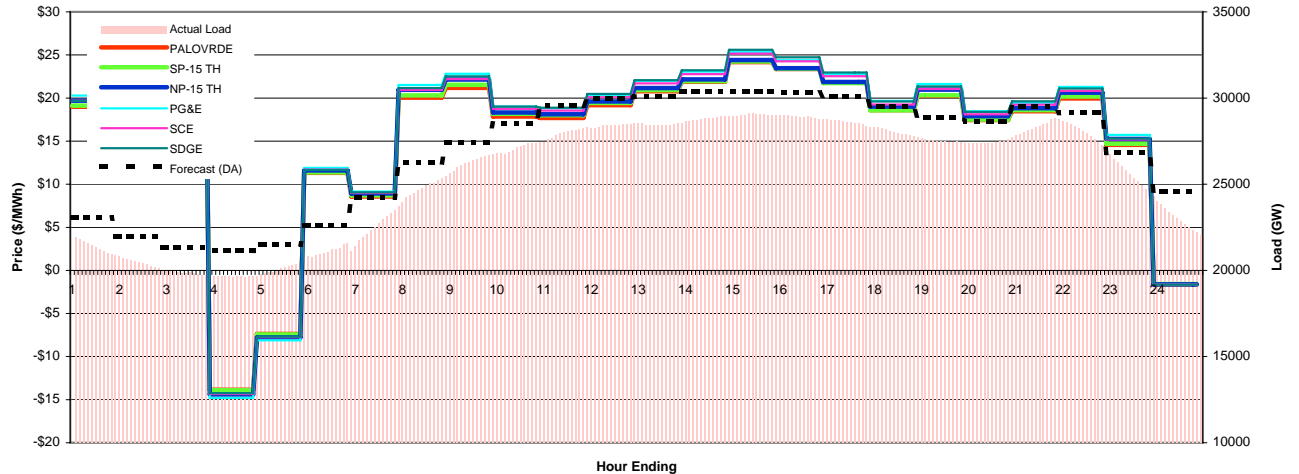
Day-Ahead Prices and Cleared Load

	HE1	HE2	HE3	HE4	HE5	HE6	HE7	HE8	HE9	HE10	HE11	HE12	HE13	HE14	HE15	HE16	HE17	HE18	HE19	HE20	HE21	HE22	HE23	HE24
PG&E	10.87	10.37	3.37	2.24	9.86	10.58	22.71	23.54	30.86	31.84	32.75	34.33	34.10	34.79	36.43	35.08	34.76	32.60	28.84	31.88	32.55	24.49	19.38	
SCE	10.57	9.98	3.24	2.15	9.43	10.14	21.93	22.46	29.49	30.92	31.93	33.92	33.83	34.58	36.35	35.04	34.70	32.20	29.35	28.28	31.27	31.83	24.07	19.07
SDGE	10.57	9.96	3.24	2.15	9.41	10.11	21.83	22.67	29.82	31.30	32.44	34.59	34.64	35.39	37.16	35.82	35.42	32.78	29.85	28.77	31.82	32.23	24.16	19.12
NP-15 TH	10.58	10.08	3.27	2.17	9.59	10.28	22.15	22.90	29.94	30.75	31.59	33.07	32.82	33.47	35.08	33.77	33.52	31.38	29.05	27.88	30.74	31.47	23.75	18.83
SP-15 TH	10.27	9.70	3.15	2.09	9.16	9.84	21.31	21.81	28.60	29.95	30.94	32.86	32.71	33.42	35.12	33.87	33.55	31.17	28.42	27.38	30.25	30.81	23.35	18.52
PALOVPRDE	10.22	9.69	3.15	2.09	9.16	9.80	20.90	21.47	28.02	29.37	30.32	32.25	32.35	33.00	34.67	33.43	33.11	30.87	28.16	27.13	29.91	30.31	23.00	18.37
Forecast	23.0	22.0	21.4	21.1	21.5	22.6	24.2	26.3	27.4	28.5	29.5	30.0	30.1	30.4	30.4	30.3	30.1	29.5	28.9	28.7	29.5	29.1	26.8	24.6



Preliminary Real-Time Prices with Forecasted and Actual System Load

	HE1	HE2	HE3	HE4	HE5	HE6	HE7	HE8	HE9	HE10	HE11	HE12	HE13	HE14	HE15	HE16	HE17	HE18	HE19	HE20	HE21	HE22	HE23	HE24
Palovrde	19.00	24.03	26.07	-13.86	-7.38	11.32	8.58	20.04	21.18	17.85	17.69	19.18	20.80	21.89	24.17	23.36	21.77	18.59	20.26	17.44	18.48	19.95	14.58	-1.63
sp15	19.11	24.14	26.19	-13.91	-7.43	11.38	8.71	20.31	21.53	18.18	18.00	19.43	20.93	21.96	24.24	23.39	21.73	18.58	20.32	17.51	18.60	20.18	14.71	-1.58
np15	19.69	24.71	27.06	-14.40	-7.79	11.59	8.92	20.96	22.14	18.32	18.12	19.61	21.16	22.17	24.41	23.46	21.87	19.01	20.98	17.90	18.83	20.63	15.25	-1.63
pgae	20.28	25.45	27.86	-14.81	-8.11	11.90	9.16	21.52	22.81	19.00	18.82	20.37	22.00	23.08	25.32	24.40	22.77	19.68	21.63	18.46	19.45	21.29	15.73	-1.68
sce	19.70	24.89	27.01	-14.34	-7.75	11.69	8.98	20.94	22.20	18.75	18.55	20.10	21.70	22.78	25.16	24.27	22.53	19.24	21.05	18.12	19.23	20.83	15.20	-1.64
sdge	19.67	24.80	26.83	-14.25	-7.69	11.66	9.06	21.16	22.52	19.01	18.87	20.48	22.08	23.22	25.60	24.73	22.96	19.60	21.34	18.40	19.63	21.11	15.29	-1.66
Forecast-Load	1.7	1.6	1.6	1.5	1.3	1.4	1.4	1.3	1.1	1.4	1.5	1.6	1.6	1.6	1.4	1.4	1.5	1.5	1.4	1.2	1.1	1.3	1.6	1.7
Load	21.30	20.34	19.80	19.65	20.22	21.17	22.81	24.93	26.37	27.16	28.02	28.42	28.47	28.82	29.03	28.88	28.53	27.96	27.48	27.48	28.41	27.79	25.25	22.83



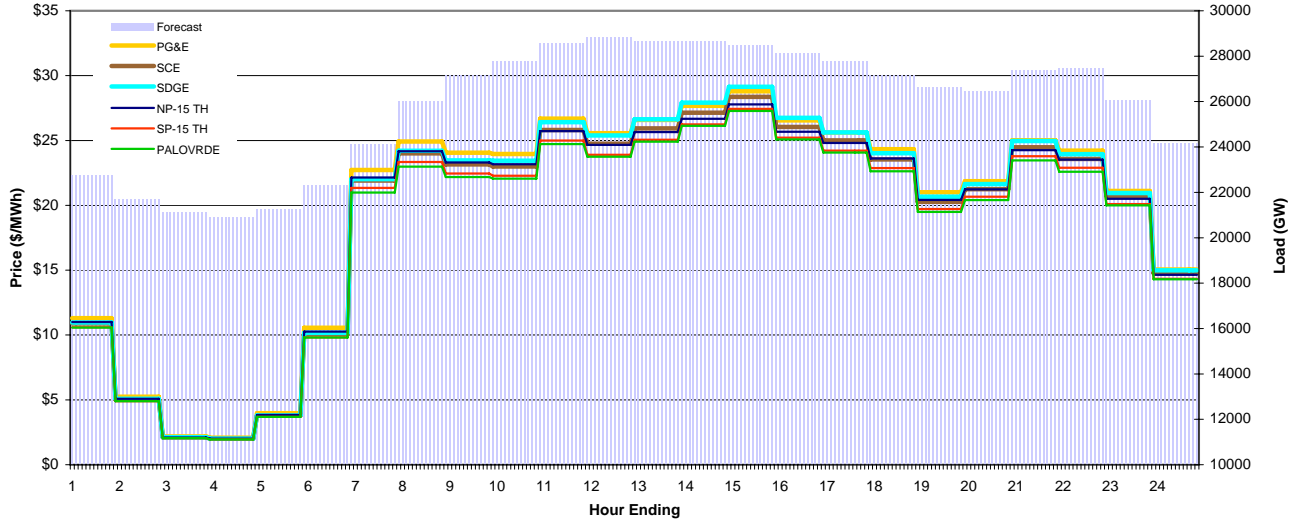
CAISO Daily Report

Delivery Day: 20090605

Price Color Codes: <=0 >=100 >=200

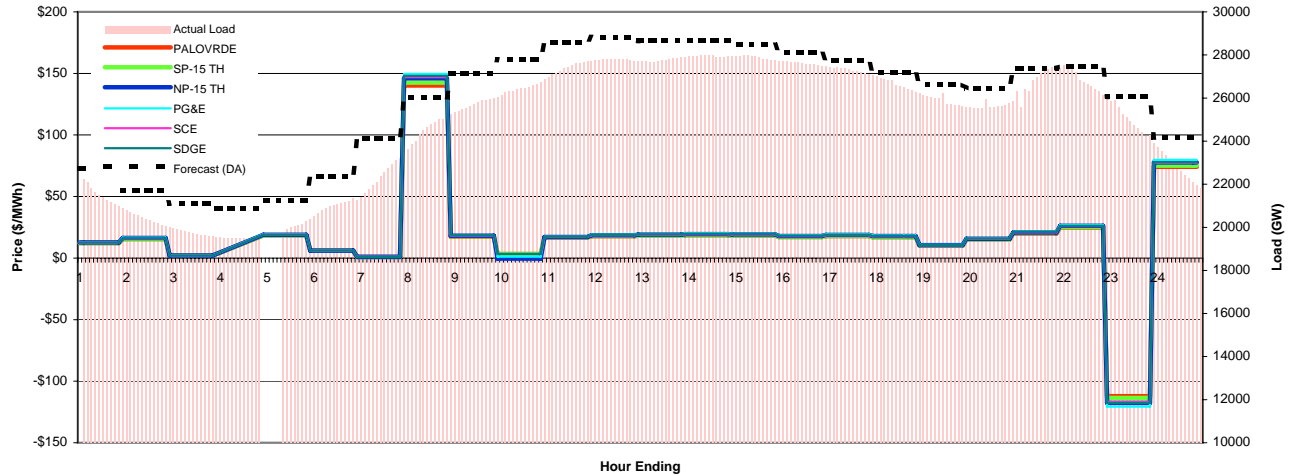
Day-Ahead Prices and Cleared Load

	HE1	HE2	HE3	HE4	HE5	HE6	HE7	HE8	HE9	HE10	HE11	HE12	HE13	HE14	HE15	HE16	HE17	HE18	HE19	HE20	HE21	HE22	HE23	HE24
PG&E	11.31	5.25	2.18	2.08	3.97	10.55	22.73	24.92	24.06	23.96	26.69	25.56	26.58	27.67	28.80	26.55	25.61	24.32	21.01	21.86	25.02	24.22	21.11	15.05
SCE	10.90	5.03	2.11	2.01	3.79	10.09	21.91	24.00	23.15	22.99	25.81	24.74	25.93	27.14	28.36	26.05	25.00	23.54	20.27	21.25	24.47	23.57	20.74	14.76
SDGE	10.96	5.08	2.12	2.01	3.81	10.16	22.02	24.21	23.47	23.45	26.41	25.39	26.64	27.92	29.14	26.75	25.63	24.02	20.66	21.64	24.96	23.95	20.95	14.99
NP-15 TH	11.00	5.08	2.10	2.01	3.84	10.27	22.14	24.16	23.31	23.17	25.72	24.67	25.65	26.67	27.78	25.67	24.81	23.61	20.42	21.23	24.25	23.52	20.50	14.65
SP-15 TH	10.59	4.89	2.05	1.95	3.69	9.82	21.35	23.34	22.45	22.28	25.00	23.89	25.06	26.23	27.44	25.21	24.22	22.87	19.71	20.66	23.79	22.90	20.10	14.33
PALOVNRDE	10.58	4.89	2.05	1.95	3.69	9.81	20.98	22.98	22.19	22.05	24.73	23.75	24.91	26.13	27.28	25.08	24.07	22.63	19.49	20.41	23.46	22.59	20.00	14.30
Forecast	22.7	21.7	21.1	20.9	21.2	22.3	24.1	26.0	27.1	27.8	28.6	28.8	28.7	28.6	28.5	28.1	27.8	27.2	26.6	26.5	27.4	27.5	26.0	24.2



Preliminary Real-Time Prices with Forecasted and Actual System Load

	HE1	HE2	HE3	HE4	HE5	HE6	HE7	HE8	HE9	HE10	HE11	HE12	HE13	HE14	HE15	HE16	HE17	HE18	HE19	HE20	HE21	HE22	HE23	HE24
Palovrde	12.23	15.50	2.00	#N/A	18.41	6.00	0.90	140.23	17.54	3.27	16.74	17.76	18.18	18.62	18.34	17.11	17.89	16.98	10.00	15.07	20.04	24.85	-112.19	74.24
sp15	12.25	15.50	2.00	#N/A	18.48	6.03	0.92	142.61	17.79	3.30	16.89	17.92	18.28	18.69	18.43	17.19	17.97	17.03	10.07	15.24	20.33	25.26	-113.65	75.15
np15	12.67	16.30	2.08	#N/A	19.02	6.15	1.00	146.01	18.24	-0.46	17.16	18.63	19.11	19.53	19.24	17.93	18.77	17.87	10.53	15.75	20.84	26.18	-117.63	77.75
pgae	13.00	16.68	2.13	#N/A	19.48	6.31	1.02	149.54	18.70	1.17	17.44	19.14	19.62	20.08	19.79	18.46	19.32	18.37	10.83	16.18	21.47	26.92	-120.66	79.78
sce	12.64	15.99	2.06	#N/A	19.03	6.21	0.97	147.02	18.34	3.35	17.18	18.53	18.90	19.35	19.07	17.79	18.58	17.61	10.39	15.70	20.94	26.00	-116.86	77.29
sdge	12.70	16.04	2.07	#N/A	19.13	6.26	0.94	148.06	18.51	3.38	17.34	18.91	19.33	19.77	19.46	18.14	18.94	17.94	10.56	15.91	21.23	26.24	-117.58	77.84
Forecast-Load	1.3	1.4	1.4	1.4	0.8	0.8	0.6	0.8	1.0	0.9	0.9	1.1	0.8	0.7	0.7	0.7	0.8	1.0	1.0	0.4	0.1	1.6	2.3	4.2
Load	21.40	20.30	19.69	19.54	20.48	21.53	23.56	25.26	26.12	26.92	27.70	27.72	27.89	27.93	27.72	27.46	27.00	26.23	25.62	26.03	27.27	25.88	23.79	19.98



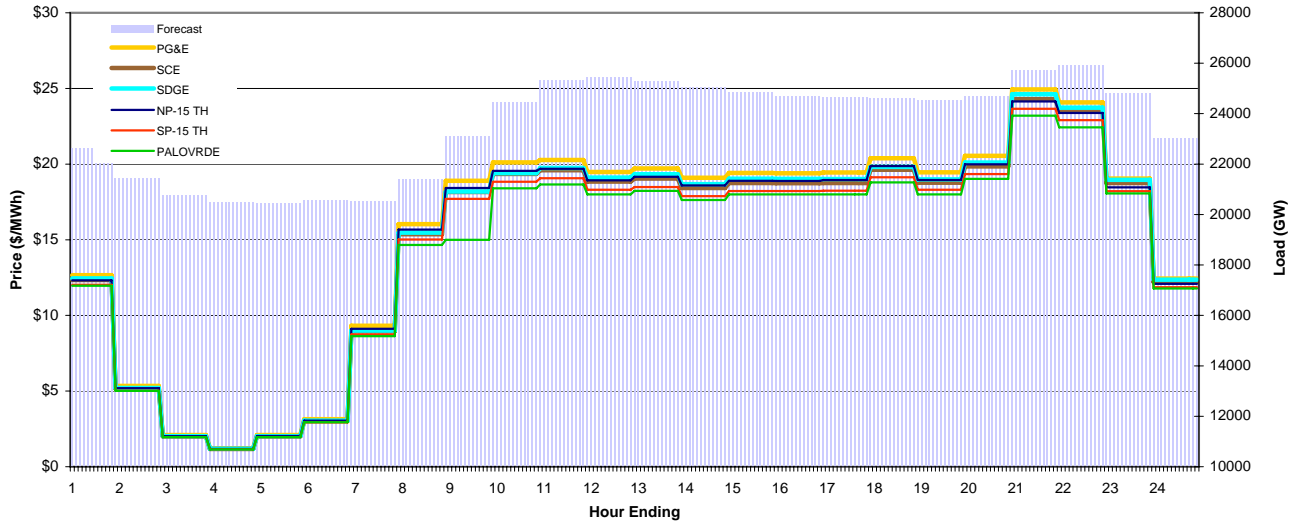
CAISO Daily Report

Delivery Day: 20090606

Price Color Codes: <=0 >=100 >=200

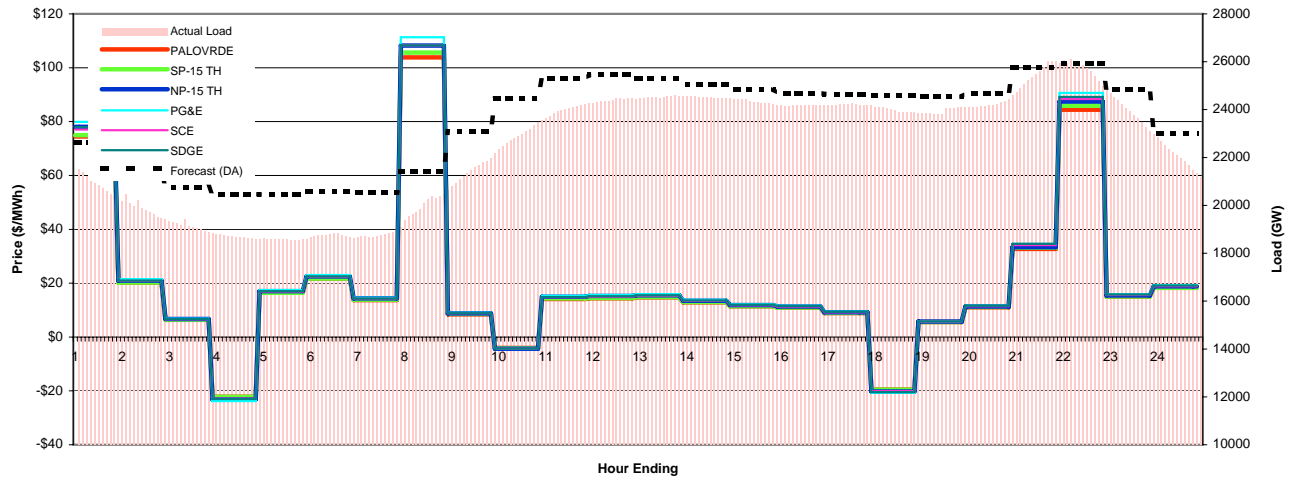
Day-Ahead Prices and Cleared Load

	HE1	HE2	HE3	HE4	HE5	HE6	HE7	HE8	HE9	HE10	HE11	HE12	HE13	HE14	HE15	HE16	HE17	HE18	HE19	HE20	HE21	HE22	HE23	HE24
PG&E	12.66	5.34	2.09	1.22	2.09	3.14	9.31	16.03	18.90	20.12	20.28	19.48	19.71	19.10	19.42	19.39	19.45	20.39	19.45	20.54	24.93	24.08	19.05	12.44
SCE	12.34	5.16	2.01	1.17	2.01	3.02	8.96	15.37	18.16	19.36	19.59	18.85	19.05	18.42	18.74	18.73	18.74	19.62	18.77	19.85	24.29	23.53	18.75	12.21
SDGE	12.45	5.21	2.02	1.18	2.02	3.04	9.00	15.47	18.19	19.41	19.74	19.11	19.33	18.68	19.03	19.02	19.01	19.81	18.99	20.10	24.62	23.73	18.96	12.36
NP-15 TH	12.32	5.19	2.02	1.17	2.03	3.05	9.12	15.68	18.42	19.55	19.69	18.93	19.16	18.59	18.90	18.88	18.95	19.87	18.95	19.98	24.14	23.39	18.46	12.09
SP-15 TH	12.02	5.02	1.96	1.14	1.95	2.93	8.75	15.02	17.70	18.84	19.06	18.30	18.49	17.88	18.22	18.22	18.24	19.12	18.30	19.34	23.66	22.91	18.21	11.87
PALOVNRDE	11.96	5.01	1.96	1.14	1.96	2.94	8.63	14.66	15.00	18.40	18.66	18.00	18.23	17.63	18.00	18.00	18.00	18.80	18.00	19.02	23.21	22.43	18.06	11.78
Forecast	22.6	21.4	20.8	20.5	20.5	20.6	20.5	21.4	23.1	24.4	25.3	25.4	25.3	25.0	24.9	24.7	24.7	24.6	24.5	24.7	25.7	25.9	24.8	23.0



Preliminary Real-Time Prices with Forecasted and Actual System Load

	HE1	HE2	HE3	HE4	HE5	HE6	HE7	HE8	HE9	HE10	HE11	HE12	HE13	HE14	HE15	HE16	HE17	HE18	HE19	HE20	HE21	HE22	HE23	HE24
Palovrde	74.48	20.17	6.39	-22.17	16.42	21.70	13.73	103.81	8.39	-4.07	14.11	14.35	14.72	12.89	11.40	10.94	8.91	-19.50	5.55	11.02	32.74	84.38	15.04	18.26
sp15	74.98	20.22	6.40	-22.21	16.42	21.72	13.91	105.63	8.59	-4.16	14.34	14.51	14.86	12.99	11.45	10.97	8.93	-19.55	5.58	11.13	33.22	85.90	15.09	18.30
np15	78.07	20.97	6.67	-23.20	17.03	22.51	14.35	108.21	8.79	-4.33	14.94	15.24	15.52	13.46	11.87	11.36	9.19	-20.19	5.75	11.35	33.40	87.47	15.43	18.83
pgae	79.90	21.51	6.84	-23.75	17.44	23.03	14.62	111.31	9.01	-4.43	15.32	15.62	15.91	13.81	12.17	11.65	9.43	-20.71	5.89	11.65	34.58	90.67	15.92	19.30
sce	77.04	20.81	6.59	-22.87	16.90	22.38	14.25	108.30	8.82	-4.27	14.76	14.97	15.34	13.40	11.81	11.31	9.21	-20.12	5.75	11.44	34.17	88.39	15.59	18.89
sdge	77.94	20.98	6.63	-23.01	17.02	22.50	14.29	108.27	8.86	-4.29	14.85	15.13	15.52	13.56	11.98	11.48	9.35	-20.47	5.83	11.62	34.63	89.16	15.78	19.14
Forecast-Load	1.8	1.7	1.7	1.8	1.9	1.9	1.7	1.2	1.5	1.4	1.3	1.0	0.8	0.5	0.6	0.5	0.5	0.7	0.6	0.4	0.1	0.4	1.1	1.2
Load	20.79	19.78	19.07	18.66	18.58	18.72	18.85	20.16	21.61	23.06	24.06	24.41	24.53	24.50	24.30	24.17	24.19	23.94	23.97	24.28	25.61	25.51	23.68	21.85



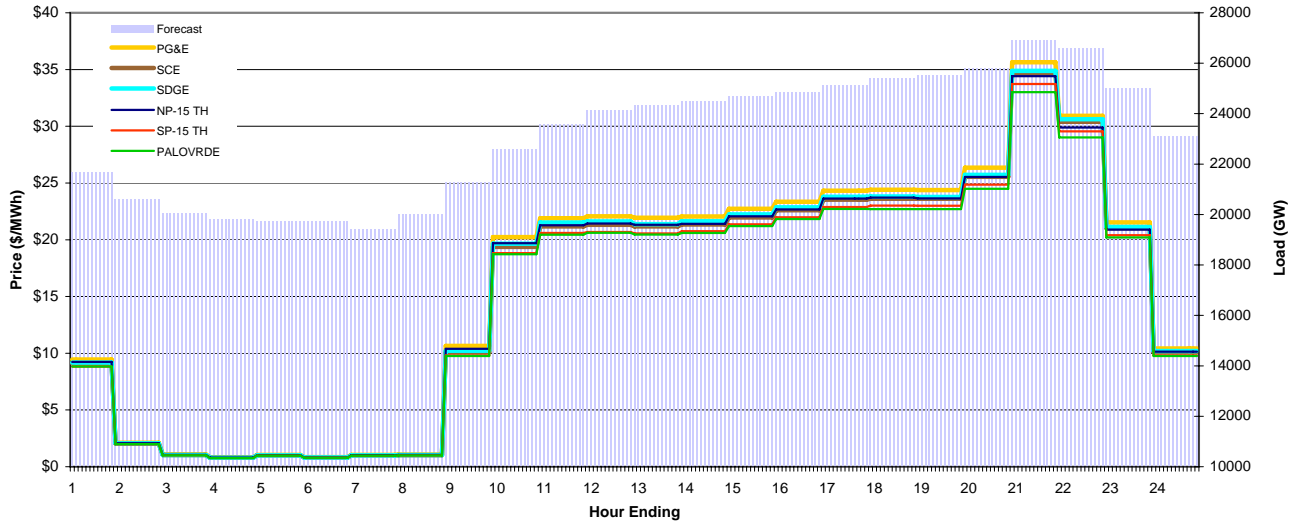
CAISO Daily Report

Delivery Day: 20090607

Price Color Codes: <=0 >=100 >=200

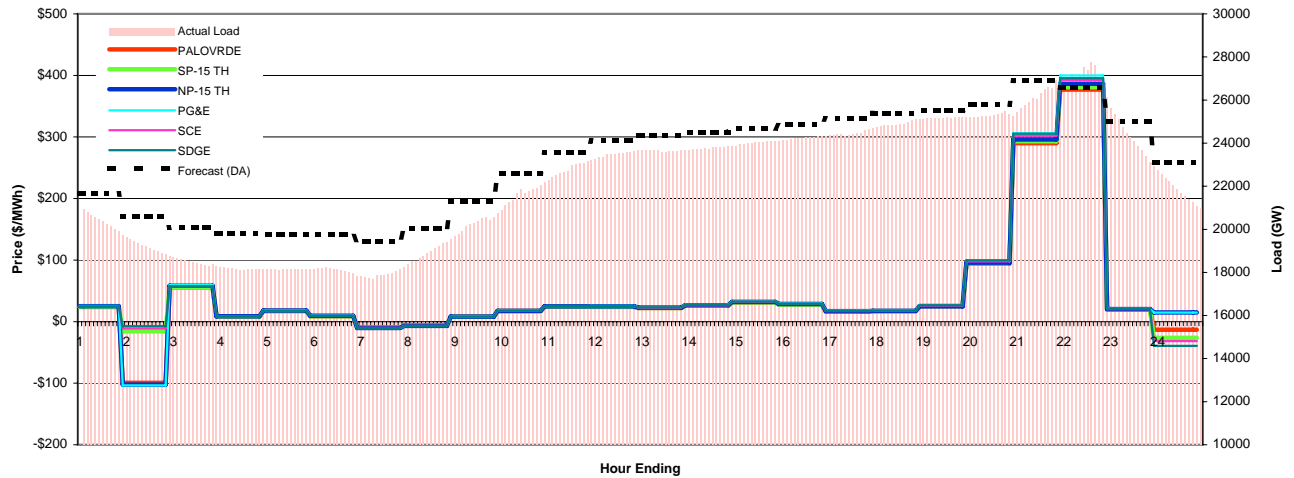
Day-Ahead Prices and Cleared Load

	HE1	HE2	HE3	HE4	HE5	HE6	HE7	HE8	HE9	HE10	HE11	HE12	HE13	HE14	HE15	HE16	HE17	HE18	HE19	HE20	HE21	HE22	HE23	HE24
PG&E	9.45	2.12	1.08	0.83	1.05	0.85	1.05	1.07	10.65	20.24	21.89	22.07	21.94	22.05	22.73	23.35	24.32	24.41	24.38	26.36	35.65	30.92	21.52	10.42
SCE	9.10	2.04	1.03	0.79	1.00	0.81	0.99	1.02	10.08	19.37	21.18	21.32	21.18	21.34	21.97	22.60	23.54	23.62	23.61	25.55	34.72	30.40	21.02	10.11
SDGE	9.18	2.06	1.04	0.79	1.00	0.82	1.00	1.03	10.22	19.66	21.52	21.62	21.37	21.63	22.23	22.86	23.79	23.82	23.77	25.72	34.89	30.62	21.12	10.19
NP-15 TH	9.23	2.07	1.05	0.80	1.01	0.82	1.02	1.05	10.39	19.70	21.28	21.43	21.32	21.40	22.07	22.67	23.63	23.72	23.64	25.53	34.42	29.89	20.90	10.14
SP-15 TH	8.83	1.98	1.00	0.77	0.97	0.79	0.97	0.99	9.80	18.83	20.61	20.69	20.56	20.75	21.36	21.98	22.89	23.01	22.99	24.86	33.72	29.55	20.40	9.82
PALOVPRDE	8.83	1.98	1.00	0.77	0.97	0.79	0.97	0.99	9.76	18.73	20.44	20.61	20.45	20.60	21.21	21.82	22.71	22.71	22.70	24.48	33.00	29.02	20.20	9.76
Forecast	21.7	20.6	20.1	19.8	19.8	19.7	19.4	20.0	21.3	22.6	23.6	24.1	24.3	24.5	24.7	24.9	25.1	25.4	25.5	25.8	26.9	26.6	25.0	23.1



Preliminary Real-Time Prices with Forecasted and Actual System Load

	HE1	HE2	HE3	HE4	HE5	HE6	HE7	HE8	HE9	HE10	HE11	HE12	HE13	HE14	HE15	HE16	HE17	HE18	HE19	HE20	HE21	HE22	HE23	HE24
Palovrde	23.95	-99.41	55.57	8.42	17.24	8.96	-9.83	-6.58	7.98	17.19	24.22	24.16	22.35	25.89	31.26	27.70	16.62	17.04	25.30	94.59	289.98	377.11	19.58	-13.15
sp15	23.92	-15.77	55.43	8.40	17.23	8.98	-9.77	-6.54	7.97	17.17	24.20	24.11	22.31	25.86	31.31	27.78	16.67	17.14	25.47	95.29	293.09	380.97	19.80	-26.37
np15	25.02	-102.27	58.46	8.77	18.11	9.50	-10.30	-6.92	8.31	17.62	24.72	24.76	22.78	26.57	32.12	28.68	17.16	17.55	24.73	95.75	295.96	386.33	20.43	15.03
pgae	25.62	-103.60	59.73	8.98	18.53	9.71	-10.53	-7.06	8.53	18.11	25.44	25.50	23.48	27.40	33.11	29.54	17.70	18.12	27.10	98.94	306.09	400.04	21.06	14.77
sce	24.68	-111.15	57.23	8.66	17.77	9.26	-10.08	-6.75	8.24	17.71	24.95	24.87	23.02	26.70	32.29	28.63	17.18	17.64	26.22	97.99	301.97	392.76	20.45	-31.44
sdge	24.95	-7.29	57.55	8.71	17.79	9.27	-10.13	-6.75	8.27	17.90	25.26	25.15	23.25	26.99	32.61	28.90	17.39	17.89	26.55	99.64	305.33	395.41	20.45	-39.26
Forecast-Load	1.4	1.5	1.6	1.7	1.6	1.7	1.5	1.0	0.9	0.8	0.7	0.6	0.7	0.7	0.6	0.6	0.7	0.5	0.3	0.5	0.6	-0.4	1.0	1.5
Load	20.28	19.09	18.43	18.14	18.12	18.07	17.94	19.04	20.36	21.74	22.88	23.52	23.64	23.78	24.04	24.26	24.49	24.92	25.17	25.30	26.32	26.96	23.97	21.64



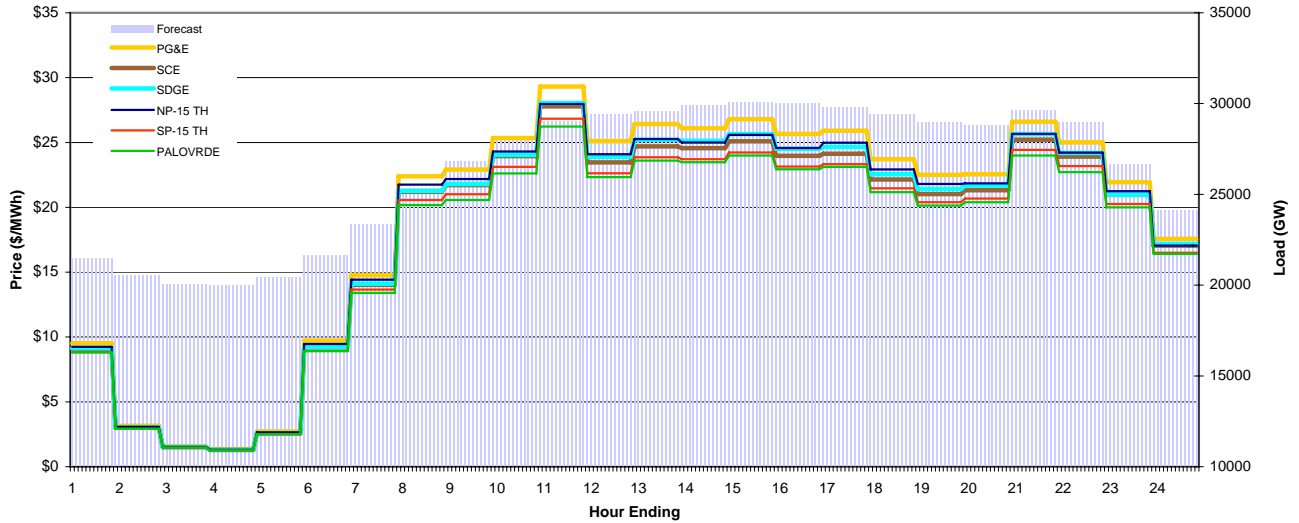
CAISO Daily Report

Delivery Day: 20090608

Price Color Codes: <=0 >=100 >=200

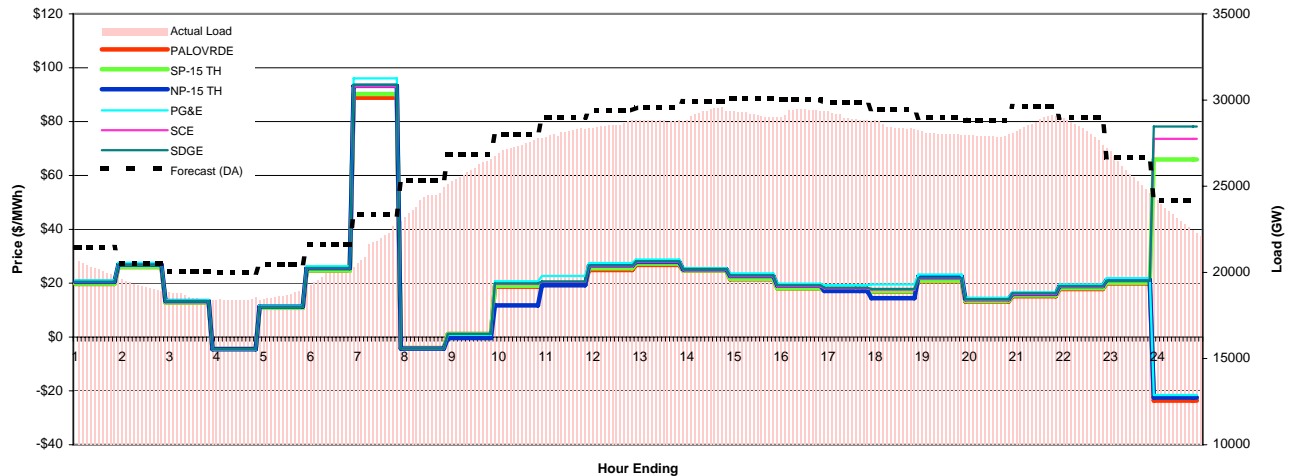
Day-Ahead Prices and Cleared Load

	HE1	HE2	HE3	HE4	HE5	HE6	HE7	HE8	HE9	HE10	HE11	HE12	HE13	HE14	HE15	HE16	HE17	HE18	HE19	HE20	HE21	HE22	HE23	HE24
PG&E	9.51	3.16	1.58	1.35	2.72	9.72	14.77	22.39	22.91	25.34	29.31	25.11	26.43	26.10	26.80	25.66	25.90	23.71	22.50	22.55	26.59	25.00	21.94	17.57
SCE	9.09	3.01	1.51	1.29	2.58	9.22	14.03	21.20	21.72	23.94	27.78	23.46	24.70	24.57	25.10	23.97	24.14	22.15	21.02	21.32	25.22	23.91	20.96	17.05
SDGE	9.14	3.03	1.52	1.30	2.59	9.22	14.11	21.27	21.80	24.04	28.04	23.89	25.21	25.12	25.65	24.51	24.66	22.55	21.40	21.68	25.65	24.19	20.97	17.18
NP-15 TH	9.24	3.07	1.53	1.31	2.65	9.47	14.42	21.75	22.19	24.31	27.97	24.10	25.27	24.99	25.59	24.57	24.99	22.92	21.80	21.85	25.67	24.21	21.25	17.05
SP-15 TH	8.83	2.93	1.46	1.25	2.50	8.93	13.65	20.57	21.01	23.12	26.83	22.62	23.86	23.72	24.23	23.15	23.33	21.47	20.39	20.67	24.43	23.18	20.26	16.50
PALOVNRDE	8.80	2.92	1.47	1.25	2.50	8.90	13.40	20.18	20.57	22.61	26.23	22.33	23.60	23.47	24.00	22.94	23.12	21.17	20.14	20.39	24.00	22.72	20.00	16.40
Forecast	21.5	20.5	20.0	20.0	20.5	21.6	23.4	25.3	26.8	28.0	29.0	29.4	29.6	29.9	30.1	30.0	29.8	29.4	29.0	28.8	29.6	29.0	26.7	24.2



Preliminary Real-Time Prices with Forecasted and Actual System Load

	HE1	HE2	HE3	HE4	HE5	HE6	HE7	HE8	HE9	HE10	HE11	HE12	HE13	HE14	HE15	HE16	HE17	HE18	HE19	HE20	HE21	HE22	HE23	HE24
Palovrde	19.72	25.98	12.91	-4.39	10.86	24.64	88.89	-4.09	1.09	18.67	19.33	24.87	26.77	24.68	21.44	18.03	17.25	16.79	20.63	13.18	15.15	17.80	19.86	-23.61
sp15	19.85	26.02	12.90	-4.39	10.84	24.69	90.25	-4.14	1.11	19.06	19.92	25.51	27.27	24.76	21.61	18.11	17.36	17.00	20.87	13.43	15.49	18.17	20.16	65.95
np15	20.47	26.92	13.34	-4.51	11.33	25.61	93.29	-4.27	-0.38	11.77	19.21	26.51	27.90	25.17	22.69	19.06	17.10	14.45	22.51	14.04	16.04	18.91	21.22	-22.45
pgae	21.05	27.63	13.68	-4.63	11.62	26.29	96.07	-4.39	0.85	20.72	22.65	27.50	28.81	25.57	23.62	19.80	19.30	19.54	23.23	14.52	16.59	19.53	21.86	-21.51
sce	20.44	26.82	13.29	-4.51	11.20	25.54	93.05	-4.27	1.16	19.73	20.47	26.20	27.86	25.13	22.54	18.85	18.02	17.56	21.58	13.82	15.93	18.69	20.81	73.58
sdge	20.57	26.91	13.36	-4.54	11.26	25.65	93.65	-4.28	1.17	19.97	20.69	26.55	28.13	25.27	22.90	19.23	18.36	17.88	21.89	14.07	16.27	18.97	20.91	78.19
Forecast-Load	1.4	1.4	1.5	1.6	1.7	1.6	1.3	1.0	0.7	0.6	0.8	0.8	0.8	0.6	1.0	0.6	0.9	1.1	1.0	0.9	0.9	1.0	1.3	1.2
Load	20.09	19.13	18.55	18.41	18.78	20.01	22.07	24.38	26.15	27.45	28.18	28.62	28.79	29.35	29.11	29.38	28.93	28.38	28.01	27.94	28.79	28.02	25.39	22.91



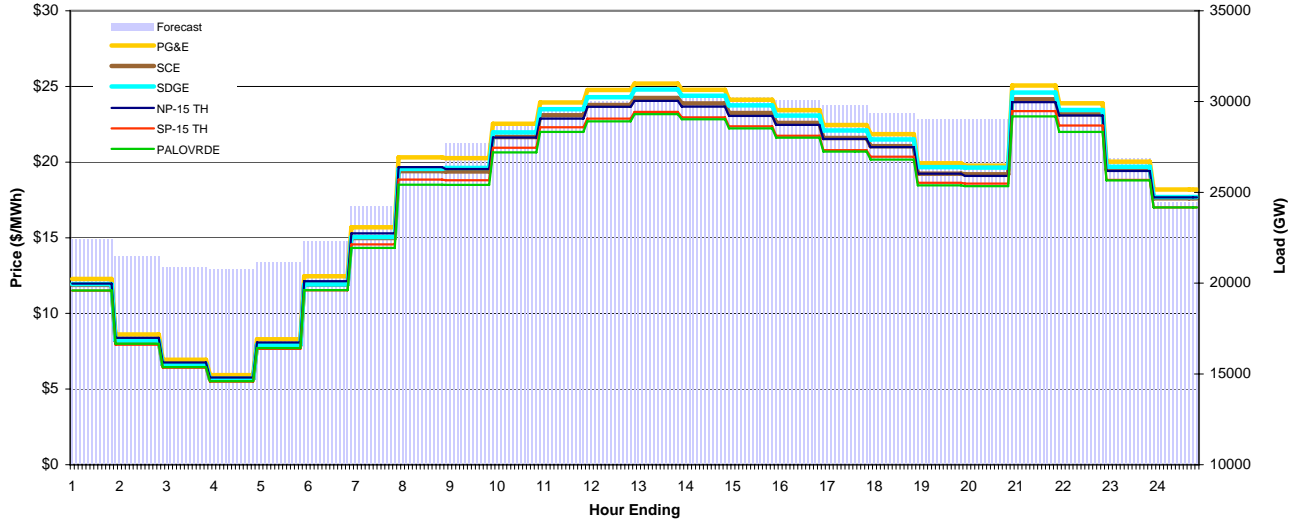
CAISO Daily Report

Delivery Day: 20090609

Price Color Codes: <=0 >=100 >=200

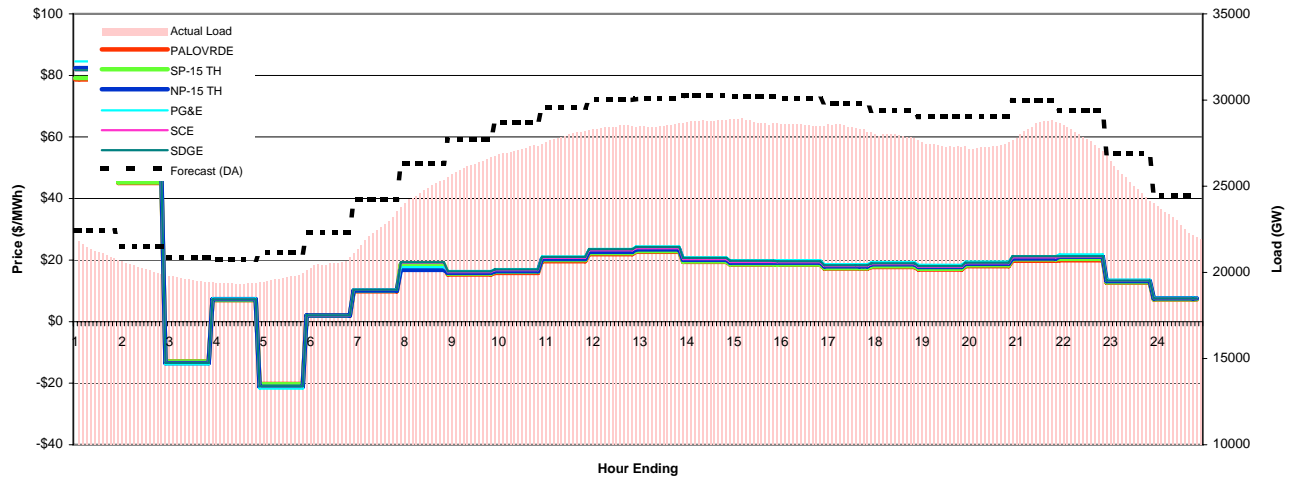
Day-Ahead Prices and Cleared Load

	HE1	HE2	HE3	HE4	HE5	HE6	HE7	HE8	HE9	HE10	HE11	HE12	HE13	HE14	HE15	HE16	HE17	HE18	HE19	HE20	HE21	HE22	HE23	HE24
PG&E	12.28	8.61	6.94	5.92	8.29	12.45	15.70	20.32	20.26	22.54	23.94	24.76	25.19	24.78	24.12	23.44	22.45	21.84	19.92	19.76	25.06	23.89	20.03	18.19
SCE	11.88	8.18	6.60	5.65	7.90	11.91	14.99	19.41	19.39	21.66	23.10	23.77	24.23	23.88	23.24	22.59	21.59	21.06	19.24	19.19	24.15	23.16	19.53	17.60
SDGE	11.94	8.21	6.64	5.68	7.92	11.92	15.05	19.55	19.62	21.96	23.50	24.29	24.80	24.38	23.75	23.07	22.09	21.49	19.67	19.63	24.59	23.45	19.69	17.69
NP-15 TH	11.97	8.38	6.76	5.76	8.08	12.13	15.29	19.67	19.54	21.63	22.87	23.66	24.05	23.66	23.05	22.46	21.53	20.99	19.23	19.09	23.96	23.08	19.42	17.67
SP-15 TH	11.51	7.93	6.41	5.49	7.66	11.52	14.56	18.85	18.80	20.95	22.31	22.87	23.32	22.96	22.36	21.74	20.79	20.35	18.63	18.58	23.37	22.42	18.82	17.00
PALOVPRDE	11.52	7.99	6.45	5.52	7.71	11.54	14.33	18.51	18.49	20.65	22.00	22.69	23.17	22.83	22.23	21.61	20.70	20.17	18.47	18.41	23.02	22.00	18.79	17.00
Forecast	22.4	21.5	20.9	20.7	21.1	22.3	24.2	26.3	27.7	28.7	29.6	30.0	30.1	30.3	30.2	30.1	29.8	29.4	29.0	29.0	30.0	29.4	26.9	24.4



Preliminary Real-Time Prices with Forecasted and Actual System Load

	HE1	HE2	HE3	HE4	HE5	HE6	HE7	HE8	HE9	HE10	HE11	HE12	HE13	HE14	HE15	HE16	HE17	HE18	HE19	HE20	HE21	HE22	HE23	HE24
Palovrde	78.66	45.07	-12.92	7.01	-20.25	1.94	9.83	18.31	15.32	15.86	19.64	21.94	22.68	19.40	18.53	18.47	17.24	17.75	16.93	18.01	19.80	19.94	12.69	7.20
sp15	79.13	45.24	-12.97	7.04	-20.33	1.96	10.01	18.64	15.64	16.21	20.04	22.28	22.94	19.56	18.66	18.59	17.39	18.00	17.20	18.31	20.23	20.41	12.80	7.31
np15	82.37	46.91	-13.49	7.32	-21.20	2.02	10.13	16.80	15.89	16.42	20.36	22.72	23.48	20.10	19.18	19.19	17.98	18.62	17.77	18.81	20.49	21.08	13.20	7.55
pgae	84.55	48.14	-13.85	7.52	-21.75	2.09	10.46	17.70	16.48	17.07	21.19	23.66	24.44	20.94	19.99	19.98	18.72	19.37	18.46	19.52	21.32	21.84	13.63	7.77
sce	81.70	46.68	-13.38	7.26	-20.95	2.03	10.31	19.18	16.10	16.73	20.74	23.14	23.82	20.32	19.39	19.32	18.06	18.68	17.80	18.93	20.89	21.05	13.24	7.54
sdge	81.68	46.71	-13.37	7.26	-20.98	2.04	10.36	19.33	16.35	16.96	21.03	23.52	24.25	20.73	19.77	19.65	18.35	18.94	18.05	19.18	21.24	21.26	13.35	7.55
Forecast-Load	1.3	1.3	1.4	1.4	1.4	1.7	1.5	1.4	1.3	1.5	1.6	1.6	1.5	1.5	1.5	1.5	1.5	1.5	1.7	1.7	1.5	1.8	2.0	1.8
Load	21.13	20.14	19.54	19.36	19.77	20.65	22.75	24.93	26.34	27.18	27.99	28.43	28.53	28.80	28.70	28.54	28.35	27.87	27.31	27.37	28.53	27.57	24.93	22.66



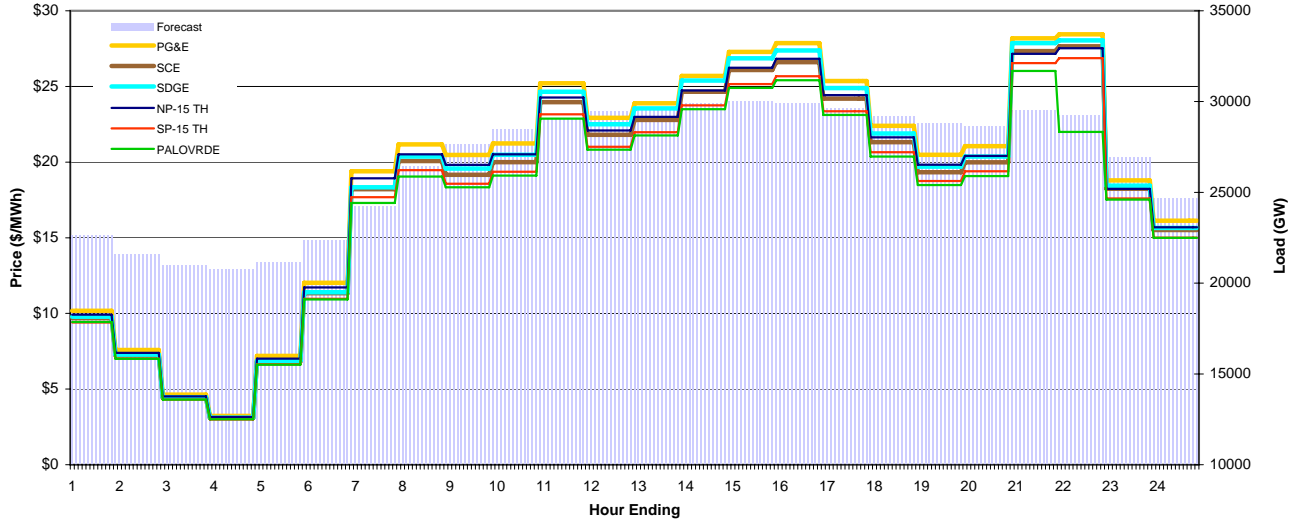
CAISO Daily Report

Delivery Day: 20090610

Price Color Codes: <=0 >=100 >=200

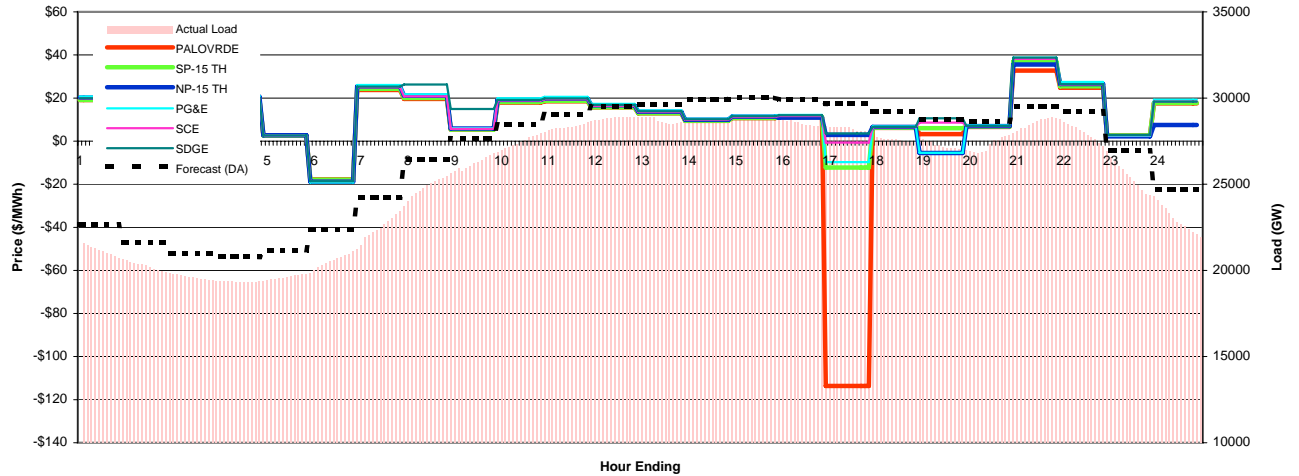
Day-Ahead Prices and Cleared Load

	HE1	HE2	HE3	HE4	HE5	HE6	HE7	HE8	HE9	HE10	HE11	HE12	HE13	HE14	HE15	HE16	HE17	HE18	HE19	HE20	HE21	HE22	HE23	HE24
PG&E	10.17	7.58	4.63	3.23	7.19	12.02	19.39	21.17	20.47	21.23	25.21	22.93	23.89	25.70	27.29	27.86	25.36	22.40	20.48	21.05	28.18	28.45	18.79	16.13
SCE	9.68	7.22	4.43	3.09	6.82	11.33	18.21	20.07	19.16	20.00	23.96	21.80	22.79	24.64	26.09	26.60	24.19	21.32	19.33	19.99	27.34	27.65	18.24	15.51
SDGE	9.78	7.28	4.47	3.11	6.86	11.40	18.34	20.37	19.57	20.49	24.65	22.51	23.55	25.39	26.86	27.38	24.80	21.89	19.70	20.36	27.86	28.05	18.44	15.65
NP-15 TH	9.92	7.39	4.52	3.15	7.01	11.71	18.93	20.51	19.82	20.52	24.27	22.09	22.99	24.73	26.24	26.83	24.43	21.64	19.82	20.40	27.15	27.52	18.23	15.69
SP-15 TH	9.40	7.01	4.30	3.00	6.63	10.97	17.69	19.46	18.57	19.36	23.16	21.02	21.97	23.75	25.16	25.67	23.36	20.66	18.75	19.39	26.54	26.86	17.60	15.00
PALOVDRDE	9.44	7.00	4.30	3.00	6.61	10.92	17.30	19.04	18.33	19.11	22.88	20.82	21.76	23.50	24.90	25.41	23.11	20.36	18.49	19.08	26.02	22.00	17.52	15.00
Forecast	22.7	21.6	21.0	20.8	21.2	22.3	24.2	26.4	27.7	28.5	29.1	29.5	29.6	29.9	30.0	29.9	29.7	29.2	28.8	28.7	29.5	29.2	26.9	24.7



Preliminary Real-Time Prices with Forecasted and Actual System Load

	HE1	HE2	HE3	HE4	HE5	HE6	HE7	HE8	HE9	HE10	HE11	HE12	HE13	HE14	HE15	HE16	HE17	HE18	HE19	HE20	HE21	HE22	HE23	HE24
Palovrde	19.11	22.40	2.40	19.36	2.58	-17.78	23.75	19.62	5.45	17.88	18.48	15.63	12.91	9.41	10.72	11.15	-113.63	6.18	3.24	6.63	32.75	24.82	2.60	17.53
sp15	19.18	22.54	2.42	19.46	2.60	-17.94	24.30	20.07	5.41	18.18	18.73	15.76	13.01	9.49	10.79	11.23	-12.22	6.22	6.02	6.72	36.90	25.44	2.63	17.73
np15	20.18	23.72	2.54	20.65	2.71	-18.76	25.41	21.07	5.83	19.18	19.74	16.60	13.66	9.94	11.33	10.87	2.91	6.59	-5.48	7.00	35.58	26.49	2.25	7.52
pgae	20.68	24.28	2.60	21.07	2.78	-19.20	26.08	21.73	6.04	19.90	20.56	17.30	14.25	10.37	11.82	12.20	-9.72	6.85	-5.40	7.29	38.75	27.44	2.47	19.25
sce	19.83	23.29	2.50	20.09	2.69	-18.52	25.05	20.81	5.73	18.84	19.44	16.38	13.52	9.87	11.23	11.69	-0.68	6.46	8.62	6.96	38.20	26.30	2.74	18.37
sdge	19.86	23.37	2.50	20.17	2.70	-18.60	25.35	26.27	14.95	19.18	19.85	16.83	13.90	10.14	11.55	11.99	3.56	6.60	10.61	7.08	38.79	26.47	2.90	18.35
Forecast-Load	1.6	1.5	1.5	1.4	1.5	1.6	1.4	1.4	1.3	0.9	0.7	0.6	1.0	1.2	1.2	1.4	1.6	1.7	1.6	1.2	0.9	1.5	1.9	2.0
Load	21.04	20.14	19.54	19.34	19.68	20.75	22.82	25.06	26.35	27.59	28.39	28.84	28.64	28.71	28.81	28.46	28.11	27.56	27.15	27.43	28.63	27.70	25.08	22.67



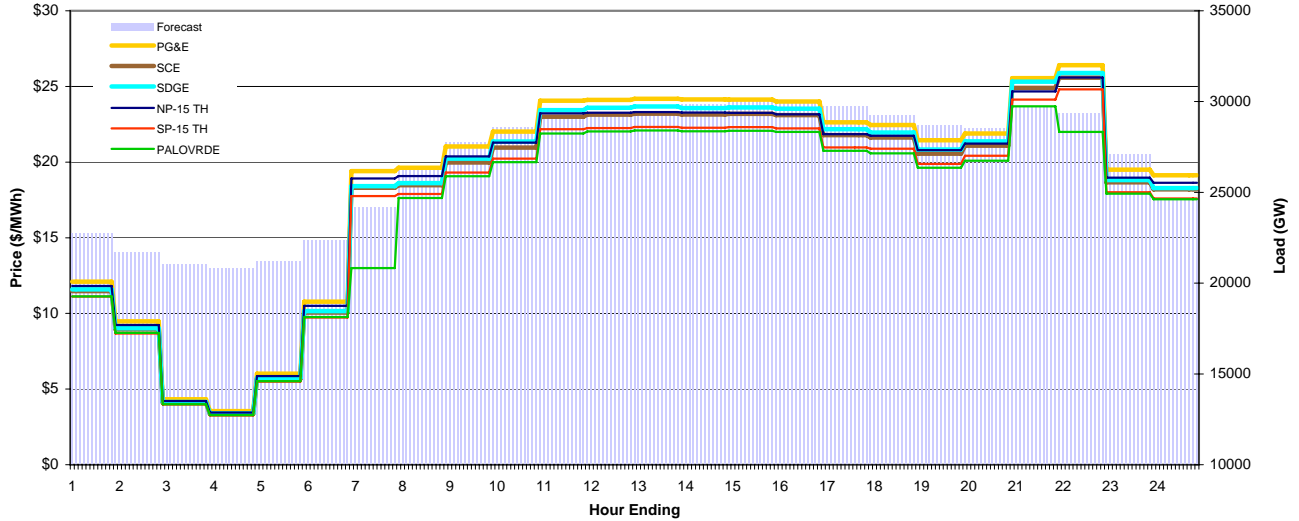
CAISO Daily Report

Delivery Day: 20090611

Price Color Codes: <=0 >=100 >=200

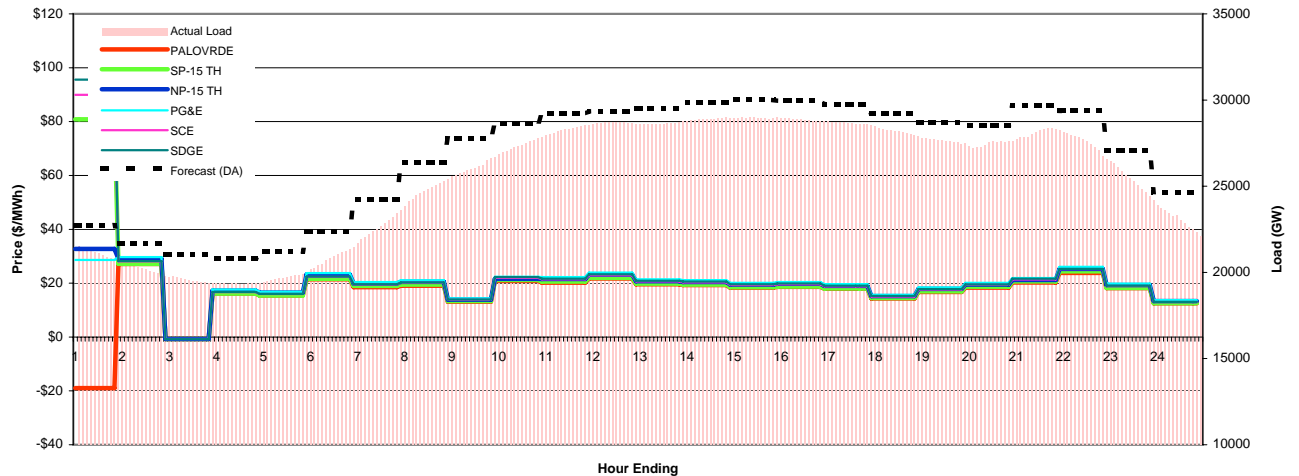
Day-Ahead Prices and Cleared Load

	HE1	HE2	HE3	HE4	HE5	HE6	HE7	HE8	HE9	HE10	HE11	HE12	HE13	HE14	HE15	HE16	HE17	HE18	HE19	HE20	HE21	HE22	HE23	HE24
PG&E	12.10	9.47	4.32	3.54	6.02	10.77	19.40	19.62	21.03	22.01	24.06	24.11	24.19	24.14	24.13	24.00	22.63	22.45	21.44	21.89	25.55	26.40	19.50	19.13
SCE	11.47	8.94	4.10	3.36	5.66	10.05	18.30	18.47	19.97	20.96	23.00	23.14	23.20	23.15	23.19	23.10	21.78	21.62	20.55	21.09	24.90	25.58	18.66	18.20
SDGE	11.59	9.02	4.14	3.39	5.72	10.15	18.41	18.61	20.23	21.36	23.43	23.60	23.68	23.57	23.61	23.53	22.18	21.95	20.84	21.37	25.31	25.88	18.81	18.29
NP-15 TH	11.81	9.23	4.21	3.45	5.85	10.50	18.92	19.08	20.38	21.29	23.22	23.27	23.30	23.27	23.26	23.16	21.85	21.74	20.79	21.23	24.67	25.59	18.97	18.64
SP-15 TH	11.11	8.67	3.97	3.25	5.49	9.73	17.76	17.89	19.31	20.23	22.18	22.25	22.32	22.27	22.31	22.23	20.97	20.88	19.88	20.42	24.14	24.81	18.01	17.60
PALOVDRDE	11.13	8.71	4.00	3.28	5.52	9.76	13.00	17.63	19.07	20.00	21.89	22.02	22.09	22.03	22.07	22.00	20.74	20.58	19.62	20.09	23.69	22.00	17.92	17.55
Forecast	22.7	21.7	21.1	20.8	21.2	22.3	24.2	26.4	27.8	28.6	29.2	29.4	29.5	29.8	30.0	29.9	29.7	29.2	28.7	28.5	29.7	29.4	27.1	24.7



Preliminary Real-Time Prices with Forecasted and Actual System Load

	HE1	HE2	HE3	HE4	HE5	HE6	HE7	HE8	HE9	HE10	HE11	HE12	HE13	HE14	HE15	HE16	HE17	HE18	HE19	HE20	HE21	HE22	HE23	HE24
Palovrde	-18.98	27.15	-0.74	16.16	15.43	21.45	18.50	19.05	13.09	20.82	20.21	21.74	19.59	19.29	18.35	18.62	17.90	14.31	16.75	18.37	20.26	23.82	18.16	12.52
sp15	80.87	27.17	-0.74	16.16	15.45	21.59	18.98	19.50	13.35	21.21	20.60	22.00	19.82	19.49	18.53	18.78	18.06	14.46	17.00	18.71	20.68	24.40	18.25	12.57
np15	32.72	29.05	-0.74	17.23	16.47	23.21	19.89	20.49	13.91	21.58	21.53	23.14	20.72	20.44	19.45	19.78	19.03	15.21	17.86	19.50	21.20	25.31	19.27	13.37
pgae	28.65	29.70	-0.75	17.61	16.83	23.72	20.42	21.10	14.37	22.41	22.28	23.91	21.43	21.15	20.12	20.45	19.66	15.69	18.43	20.10	21.91	26.09	19.82	13.70
sce	89.96	28.09	-0.76	16.71	15.97	22.33	19.54	20.13	13.81	21.98	21.41	22.90	20.64	20.31	19.32	19.57	18.80	15.02	17.64	19.39	21.37	25.21	18.93	13.02
sdge	95.59	28.22	-0.78	16.75	16.02	22.44	19.62	20.23	13.93	22.26	21.69	23.25	20.92	20.57	19.59	19.87	19.05	15.23	17.80	19.54	21.66	25.30	19.05	13.03
Forecast-Load	1.7	1.6	1.6	1.5	1.5	1.4	1.4	1.5	1.6	1.2	0.9	0.7	0.8	0.9	1.1	1.1	1.1	1.1	1.1	1.0	1.6	2.0	2.0	1.8
Load	21.05	20.12	19.51	19.35	19.76	20.95	22.80	24.85	26.18	27.45	28.33	28.67	28.64	28.90	28.95	28.83	28.62	28.11	27.58	27.49	28.13	27.38	25.14	22.88



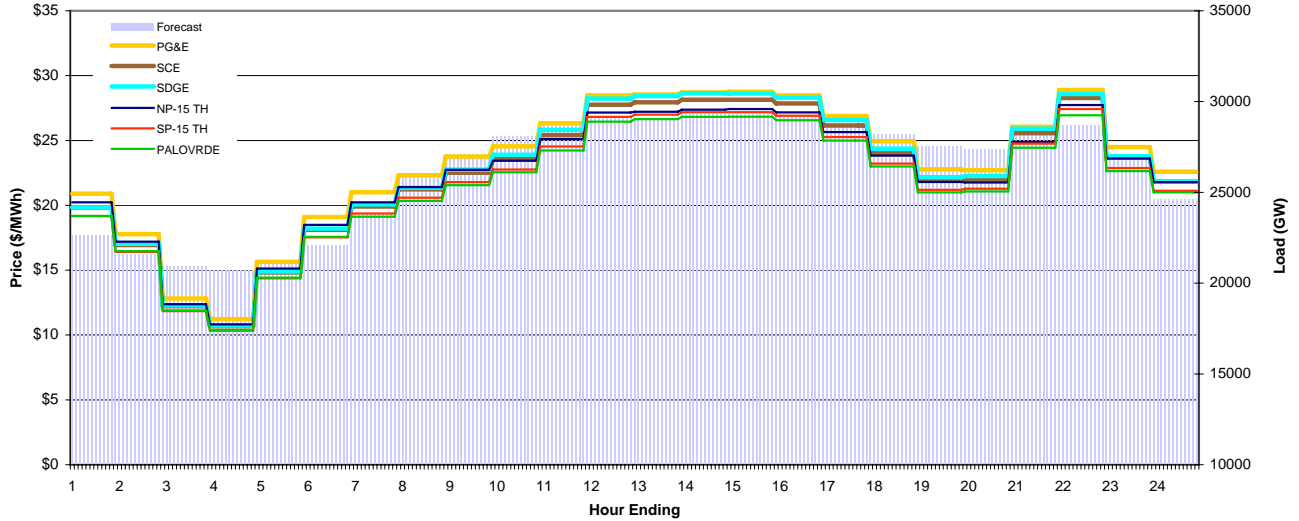
CAISO Daily Report

Delivery Day: 20090612

Price Color Codes: <=0 >=100 >=200

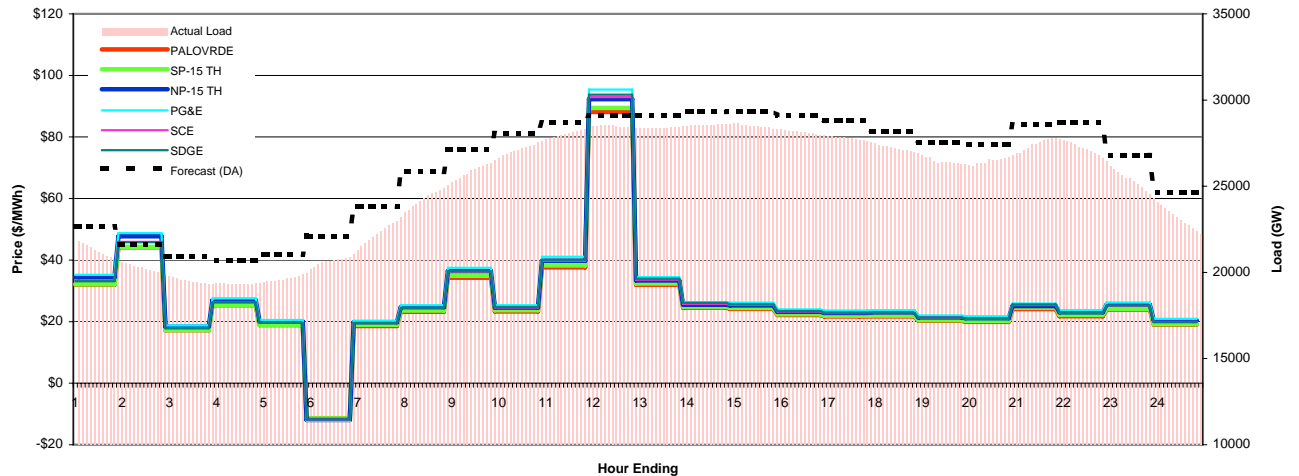
Day-Ahead Prices and Cleared Load

	HE1	HE2	HE3	HE4	HE5	HE6	HE7	HE8	HE9	HE10	HE11	HE12	HE13	HE14	HE15	HE16	HE17	HE18	HE19	HE20	HE21	HE22	HE23	HE24
PG&E	20.90	17.77	12.82	11.23	15.65	19.10	21.01	22.31	23.76	24.55	26.33	28.47	28.54	28.71	28.75	28.48	26.88	24.94	22.77	22.71	26.05	28.89	24.49	22.59
SCE	19.82	16.94	12.23	10.68	14.83	18.11	19.92	21.23	22.52	23.57	25.42	27.76	27.95	28.14	28.14	27.86	26.15	24.01	21.90	21.98	25.56	28.28	23.69	21.84
SDGE	19.83	17.04	12.29	10.73	14.90	18.21	20.07	21.36	22.75	23.90	25.83	28.23	28.43	28.64	28.62	28.30	26.58	24.37	22.17	22.26	25.90	28.58	23.78	21.86
NP-15 TH	20.23	17.19	12.37	10.82	15.13	18.49	20.23	21.40	22.74	23.44	25.11	27.16	27.22	27.38	27.42	27.17	25.65	23.84	21.80	21.76	24.89	27.73	23.61	21.78
SP-15 TH	19.17	16.40	11.84	10.34	14.37	17.53	19.37	20.59	21.78	22.76	24.54	26.82	26.99	27.18	27.18	26.90	25.27	23.22	21.20	21.28	24.76	27.42	22.87	21.13
PALOVORDE	19.18	16.47	11.90	10.39	14.42	17.57	19.12	20.35	21.55	22.55	24.23	26.46	26.64	26.82	26.83	26.56	25.00	23.00	21.00	21.07	24.44	26.94	22.64	21.00
Forecast	22.7	21.6	20.9	20.7	21.0	22.1	23.8	25.8	27.1	28.1	28.7	29.1	29.1	29.3	29.3	29.1	28.8	28.2	27.5	27.4	28.6	28.7	26.8	24.6



Preliminary Real-Time Prices with Forecasted and Actual System Load

	HE1	HE2	HE3	HE4	HE5	HE6	HE7	HE8	HE9	HE10	HE11	HE12	HE13	HE14	HE15	HE16	HE17	HE18	HE19	HE20	HE21	HE22	HE23	HE24
Palovrde	32.02	44.17	17.23	25.34	18.91	-11.39	18.56	23.21	34.30	23.33	37.63	88.14	31.96	24.55	24.14	22.17	21.71	21.70	20.27	19.95	24.07	21.76	23.94	19.03
sp15	32.12	44.30	17.26	25.38	18.96	-11.42	18.96	23.64	34.89	23.70	38.29	89.45	32.38	24.86	24.47	22.44	21.93	20.51	20.24	24.49	22.22	24.17	19.22	
np15	34.40	47.75	18.37	27.00	20.10	-11.94	19.83	24.70	36.44	24.56	39.77	92.28	33.38	25.49	25.27	23.19	22.86	22.99	21.38	21.11	25.10	23.03	25.52	20.42
pgae	35.23	48.77	18.76	27.58	20.53	-12.22	20.28	25.34	37.48	25.33	41.09	95.44	34.51	26.39	26.15	23.99	23.62	23.70	22.02	21.72	25.88	23.70	26.24	20.94
sce	33.31	45.91	17.88	26.28	19.63	-11.83	19.55	24.43	36.15	24.61	39.79	92.97	33.65	25.82	25.42	23.29	22.77	22.77	21.29	20.99	25.37	22.98	25.12	19.93
sdge	33.12	45.82	17.85	26.26	19.62	-11.85	19.56	24.51	36.31	24.75	40.08	93.77	33.96	26.09	25.62	23.46	22.90	22.82	21.31	21.08	25.62	23.12	25.21	19.81
Forecast-Load	1.5	1.5	1.5	1.3	1.3	1.4	1.4	1.4	1.1	0.9	0.6	0.6	0.7	0.7	0.9	1.0	1.1	1.1	1.1	0.9	1.1	1.7	1.7	1.7
Load	21.14	20.14	19.46	19.34	19.69	20.73	22.45	24.45	26.01	27.22	28.10	28.46	28.38	28.57	28.43	28.08	27.72	27.12	26.39	26.52	27.49	27.00	25.09	22.96



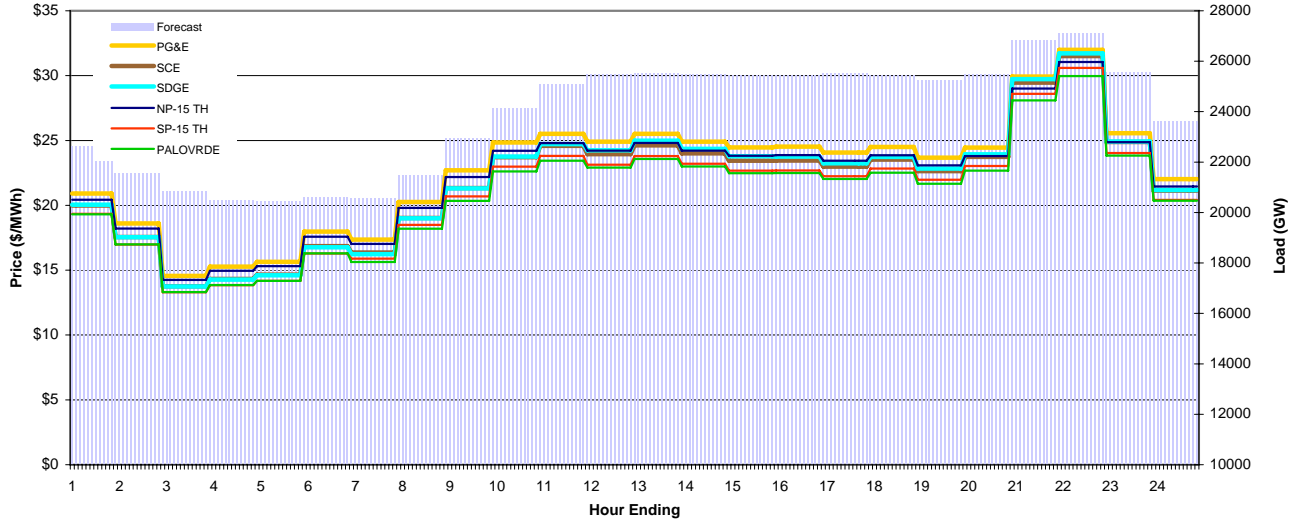
CAISO Daily Report

Delivery Day: 20090613

Price Color Codes: <=0 >=100 >=200

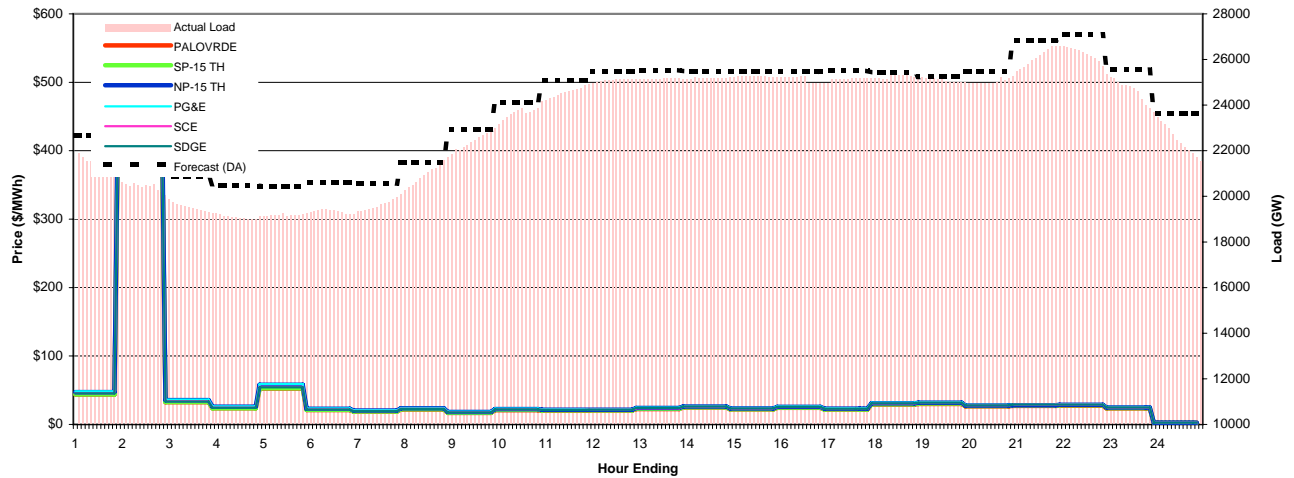
Day-Ahead Prices and Cleared Load

	HE1	HE2	HE3	HE4	HE5	HE6	HE7	HE8	HE9	HE10	HE11	HE12	HE13	HE14	HE15	HE16	HE17	HE18	HE19	HE20	HE21	HE22	HE23	HE24
PG&E	20.91	18.61	14.55	15.28	15.65	17.97	17.36	20.25	22.71	24.84	25.51	24.91	25.51	24.91	24.47	24.52	24.07	24.50	23.68	24.45	29.93	31.99	25.56	22.02
SCE	19.99	17.56	13.75	14.32	14.66	16.85	16.36	19.03	21.32	23.72	24.59	23.95	24.62	24.01	23.45	23.46	22.99	23.53	22.64	23.73	29.46	31.50	24.88	21.14
SDGE	20.04	17.55	13.74	14.27	14.60	16.77	16.23	18.99	21.30	23.76	24.72	24.25	24.99	24.36	23.78	23.77	23.24	23.74	22.84	23.93	29.73	31.72	24.92	21.18
NP-15 TH	20.43	18.21	14.25	14.95	15.31	17.58	17.03	19.80	22.18	24.20	24.80	24.22	24.81	24.21	23.82	23.88	23.44	23.87	23.08	23.80	29.01	31.05	24.88	21.46
SP-15 TH	19.35	16.98	13.30	13.84	14.17	16.29	15.89	18.49	20.69	22.98	23.82	23.13	23.80	23.21	22.67	22.69	22.24	22.83	21.97	23.04	28.60	30.59	24.03	20.42
PALOVRDE	19.30	16.99	13.32	13.85	14.17	16.29	15.64	18.19	20.35	22.62	23.44	22.91	23.58	23.00	22.48	22.49	22.03	22.51	21.66	22.67	28.09	29.96	23.84	20.36
Forecast	22.6	21.6	20.9	20.5	20.5	20.6	20.6	21.5	22.9	24.1	25.1	25.5	25.5	25.5	25.5	25.5	25.5	25.4	25.2	25.5	26.8	27.1	25.6	23.6



Preliminary Real-Time Prices with Forecasted and Actual System Load

	HE1	HE2	HE3	HE4	HE5	HE6	HE7	HE8	HE9	HE10	HE11	HE12	HE13	HE14	HE15	HE16	HE17	HE18	HE19	HE20	HE21	HE22	HE23	HE24
Palovrde	43.76	476.11	32.40	23.52	52.48	21.04	18.63	21.72	16.73	20.83	20.12	20.32	22.51	24.67	21.98	24.20	21.64	29.10	29.99	26.34	27.11	27.33	23.45	2.39
sp15	44.04	480.06	32.65	23.66	52.88	21.24	19.01	22.27	17.16	21.35	20.60	20.64	22.82	25.00	22.27	24.52	21.95	29.57	30.57	26.82	27.71	27.97	23.74	2.45
np15	47.31	517.83	35.49	25.88	58.00	23.01	20.44	23.70	18.16	22.49	21.63	21.58	23.99	26.26	23.37	25.83	23.15	30.95	31.78	27.70	28.08	28.77	24.71	2.50
pgae	48.36	528.18	36.14	26.34	59.02	23.45	20.80	24.19	18.59	23.06	22.19	22.18	24.64	26.98	24.01	26.53	23.77	31.80	32.64	28.45	28.92	29.60	25.41	2.59
sce	45.64	498.11	33.88	24.54	54.88	22.05	19.62	23.00	17.74	22.09	21.32	21.41	23.68	25.95	23.10	25.42	22.75	30.62	31.60	27.74	28.64	28.92	24.63	2.54
sdge	45.38	492.69	33.46	24.29	54.15	21.71	19.37	22.78	17.65	22.03	21.32	21.62	23.97	26.24	23.35	25.70	22.95	30.83	31.78	27.92	28.93	29.07	24.72	2.56
Forecast-Load	1.5	1.2	1.4	1.4	1.3	1.3	0.8	0.4	0.4	0.4	0.4	0.4	0.4	0.3	0.2	0.3	0.3	0.2	0.2	0.4	0.6	1.0	1.1	1.3
Load	21.15	20.36	19.47	19.08	19.20	19.34	19.71	21.11	22.54	23.76	24.65	25.12	25.16	25.20	25.26	25.11	25.16	25.25	25.08	25.10	26.20	26.08	24.45	22.31



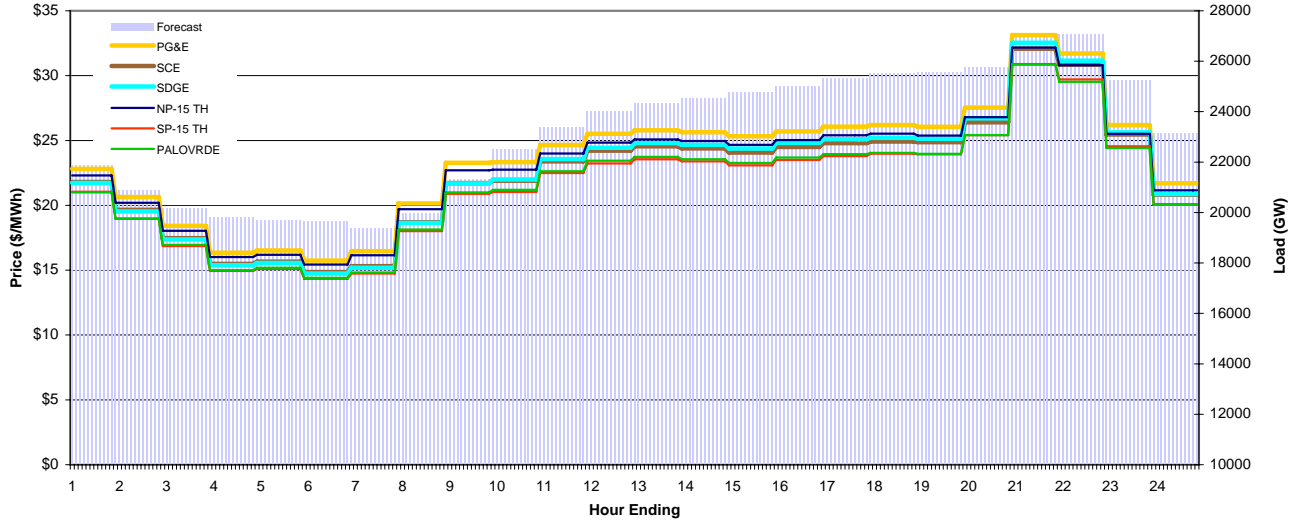
CAISO Daily Report

Delivery Day: 20090614

Price Color Codes: <=0 >=100 >=200

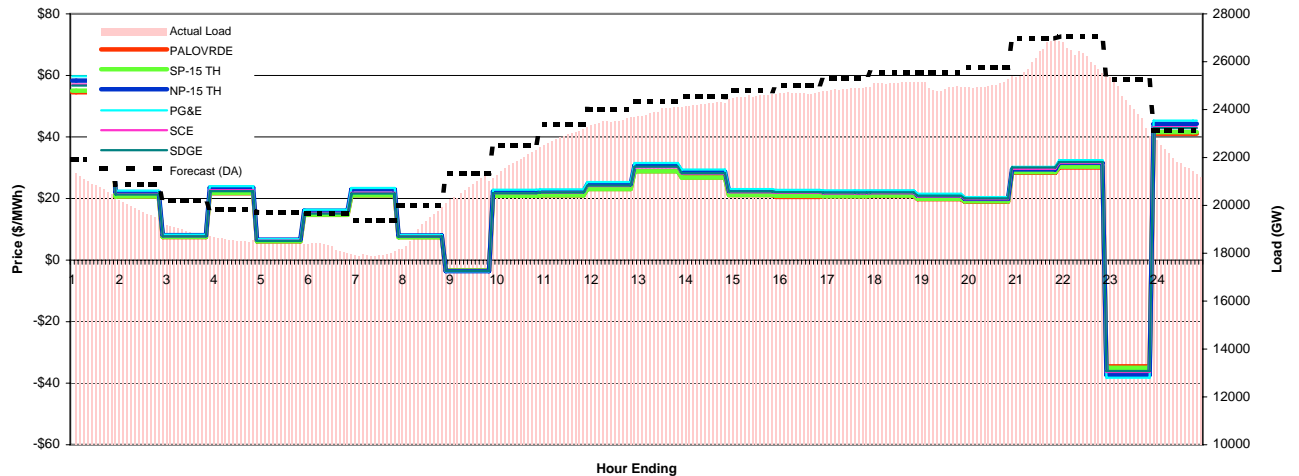
Day-Ahead Prices and Cleared Load

	HE1	HE2	HE3	HE4	HE5	HE6	HE7	HE8	HE9	HE10	HE11	HE12	HE13	HE14	HE15	HE16	HE17	HE18	HE19	HE20	HE21	HE22	HE23	HE24
PG&E	22.81	20.64	18.42	16.35	16.52	15.74	16.47	20.15	23.27	23.33	24.65	25.51	25.78	25.64	25.33	25.70	26.07	26.19	26.06	27.53	33.13	31.71	26.19	21.70
SCE	21.80	19.65	17.47	15.48	15.65	14.86	15.31	18.69	21.71	21.90	23.39	24.22	24.55	24.39	24.07	24.50	24.80	24.92	24.87	26.40	32.07	30.84	25.46	20.82
SDGE	21.72	19.53	17.37	15.38	15.55	14.75	15.18	18.64	21.69	21.99	23.57	24.44	24.80	24.66	24.37	24.81	25.09	25.20	25.14	26.71	32.54	31.16	25.63	20.87
NP-15 TH	22.31	20.19	18.04	16.02	16.18	15.43	16.15	19.70	22.71	22.75	24.00	24.84	25.09	24.95	24.66	25.04	25.40	25.52	25.38	26.79	32.17	30.81	25.51	21.16
SP-15 TH	21.05	18.96	16.86	14.94	15.11	14.33	14.74	18.01	20.89	21.04	22.49	23.23	23.55	23.40	23.09	23.50	23.79	23.99	23.94	25.41	30.89	29.70	24.55	20.09
PALOVPRDE	21.00	18.98	16.95	15.00	15.18	14.41	14.82	18.13	21.00	21.19	22.63	23.44	23.74	23.55	23.27	23.69	23.95	24.05	23.97	25.41	30.84	29.52	24.43	20.03
Forecast	21.9	20.9	20.2	19.8	19.7	19.7	19.4	20.0	21.3	22.5	23.4	24.0	24.3	24.5	24.8	25.0	25.3	25.5	25.6	25.8	27.0	27.1	25.2	23.1



Preliminary Real-Time Prices with Forecasted and Actual System Load

	HE1	HE2	HE3	HE4	HE5	HE6	HE7	HE8	HE9	HE10	HE11	HE12	HE13	HE14	HE15	HE16	HE17	HE18	HE19	HE20	HE21	HE22	HE23	HE24
Palovrde	54.54	20.58	7.48	21.73	6.08	14.70	21.06	7.46	-3.38	20.88	21.04	23.11	28.91	26.86	21.16	20.55	20.79	20.86	19.81	18.99	28.37	30.10	-34.54	41.08
sp15	55.05	20.70	7.51	21.85	6.11	14.74	21.03	7.45	-3.40	20.87	21.05	23.09	28.84	26.84	21.16	20.90	20.81	20.92	19.91	19.10	28.56	30.36	-35.00	41.60
np15	58.33	22.07	8.08	23.55	6.65	16.04	22.97	7.97	-3.58	22.30	22.42	24.71	30.77	28.69	22.47	22.31	22.04	22.07	20.97	19.92	29.44	31.62	-37.34	44.28
pgae	59.74	22.55	8.26	24.04	6.79	16.38	23.44	8.15	-3.66	22.85	22.98	25.34	31.56	29.43	23.06	22.84	22.63	22.67	21.54	20.49	30.30	32.50	-38.20	45.32
sce	57.08	21.46	7.79	22.69	6.35	15.32	21.88	7.75	-3.52	21.73	21.92	24.08	30.07	27.99	22.06	21.81	21.67	21.74	20.70	19.82	29.63	31.53	-36.32	43.18
sdge	56.72	21.32	7.71	22.39	6.26	15.12	21.62	7.71	-3.51	21.74	22.01	24.24	30.34	28.21	22.29	22.08	21.91	22.00	20.87	20.08	30.10	31.84	-36.04	42.89
Forecast-Load	1.1	1.2	1.3	1.3	1.2	1.5	1.4	0.6	0.5	0.5	0.4	0.5	0.4	0.3	0.2	0.3	0.4	0.4	0.7	0.7	0.6	1.0	1.4	1.4
Load	20.77	19.68	18.87	18.53	18.46	18.20	17.97	19.35	20.84	21.97	22.97	23.54	23.97	24.27	24.57	24.69	24.89	25.11	24.90	25.07	26.33	26.02	23.86	21.72



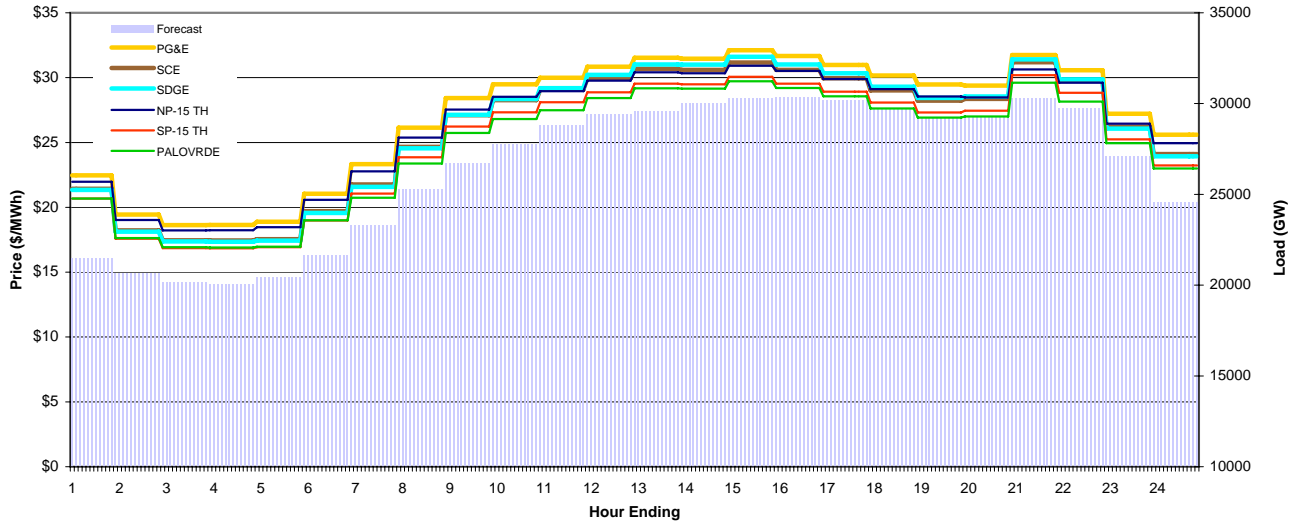
CAISO Daily Report

Delivery Day: 20090615

Price Color Codes: <=0 >=100 >=200

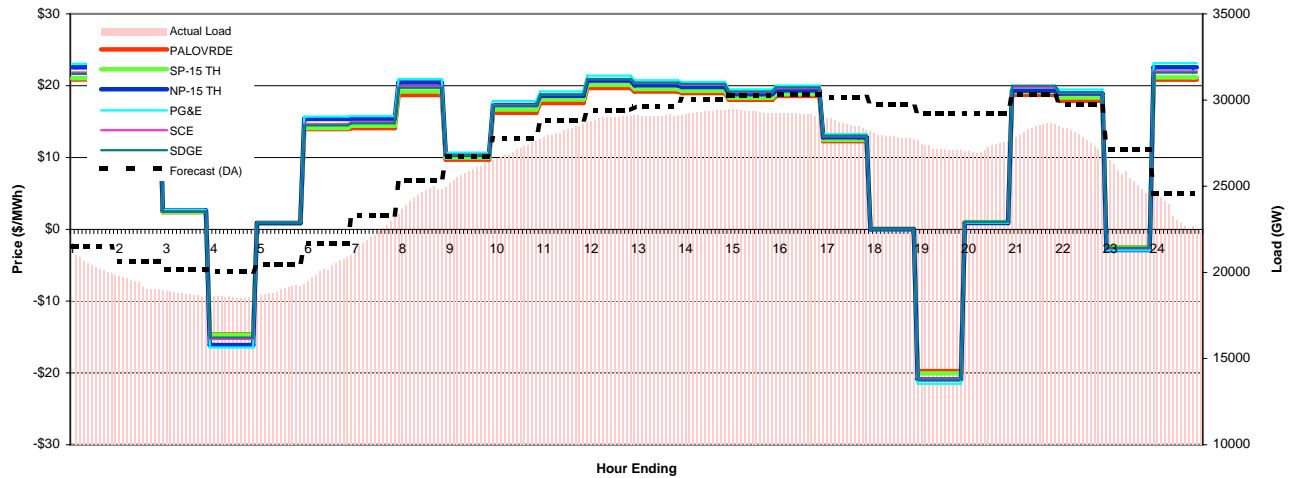
Day-Ahead Prices and Cleared Load

	HE1	HE2	HE3	HE4	HE5	HE6	HE7	HE8	HE9	HE10	HE11	HE12	HE13	HE14	HE15	HE16	HE17	HE18	HE19	HE20	HE21	HE22	HE23	HE24
PG&E	22.46	19.44	18.63	18.64	18.89	21.04	23.33	26.15	28.43	29.48	30.00	30.85	31.54	31.45	32.12	31.67	30.98	30.16	29.48	29.39	31.74	30.56	27.22	25.60
SCE	21.44	18.22	17.46	17.45	17.54	19.71	21.76	24.67	27.10	28.27	29.08	29.94	30.68	30.59	31.16	30.59	29.95	29.02	28.23	28.36	31.19	29.77	26.22	24.10
SDGE	21.34	18.13	17.37	17.34	17.43	19.57	21.57	24.55	27.13	28.35	29.19	30.22	31.02	31.01	31.61	31.02	30.34	29.29	28.44	28.54	31.42	29.87	26.07	23.93
NP-15 TH	21.98	19.03	18.23	18.24	18.47	20.57	22.77	25.38	27.53	28.53	28.95	29.77	30.41	30.34	30.92	30.52	29.89	29.11	28.54	28.47	30.64	29.61	26.46	24.95
SP-15 TH	20.68	17.58	16.85	16.84	16.93	18.99	21.05	23.86	26.23	27.32	28.10	28.87	29.53	29.49	30.07	29.53	28.92	28.08	27.32	27.45	30.19	28.83	25.24	23.23
PALOVNRDE	20.68	17.63	16.92	16.91	16.96	19.00	20.73	23.38	25.73	26.81	27.49	28.43	29.18	29.15	29.72	29.20	28.56	27.63	26.93	27.00	29.61	28.16	24.95	23.00
Forecast	21.5	20.7	20.2	20.0	20.5	21.7	23.3	25.3	26.7	27.8	28.8	29.4	29.6	30.0	30.3	30.3	30.2	29.7	29.2	29.2	30.3	29.7	27.1	24.6



Preliminary Real-Time Prices with Forecasted and Actual System Load

	HE1	HE2	HE3	HE4	HE5	HE6	HE7	HE8	HE9	HE10	HE11	HE12	HE13	HE14	HE15	HE16	HE17	HE18	HE19	HE20	HE21	HE22	HE23	HE24
Palovrde	20.87	22.44	2.41	-14.64	0.85	13.95	14.10	18.70	9.71	16.23	17.60	19.69	19.20	18.98	18.04	18.57	12.29	0.05	-19.75	0.97	18.73	17.91	-2.50	20.84
sp15	21.03	22.57	2.42	-14.70	0.86	14.08	14.42	19.20	9.99	16.69	18.08	20.10	19.54	19.28	18.30	18.84	12.46	0.06	-20.07	1.01	19.15	18.35	-2.56	21.17
np15	22.56	24.39	2.63	-16.11	0.88	15.37	15.42	20.43	10.37	17.30	18.58	20.70	20.07	19.83	18.82	19.35	12.81	0.02	-20.88	0.88	19.30	18.90	-2.89	22.55
pgae	23.06	24.89	2.69	-16.44	0.90	15.71	15.75	20.94	10.68	17.85	19.20	21.41	20.75	20.51	19.49	20.03	13.25	0.02	-21.50	0.92	19.94	19.47	-2.94	23.13
sce	21.85	23.45	2.51	-15.27	0.90	14.66	14.94	19.91	10.36	17.33	18.77	20.92	20.35	20.10	19.09	19.63	12.96	0.05	-20.79	1.03	19.82	18.98	-2.65	22.00
sdge	21.65	23.17	2.49	-15.08	0.89	14.47	14.77	19.70	10.30	17.23	18.77	20.96	20.45	20.23	19.19	19.76	13.05	0.05	-20.93	1.04	19.99	19.05	-2.58	21.83
Forecast-Load	1.2	1.4	1.4	1.5	1.4	1.2	0.8	0.7	0.7	0.5	0.5	0.4	0.5	0.7	1.0	1.2	1.7	1.9	2.1	1.9	1.9	2.2	1.9	1.5
Load	20.30	19.23	18.72	18.56	19.07	20.44	22.50	24.65	26.01	27.26	28.32	29.01	29.09	29.34	29.32	29.14	28.50	27.80	27.13	27.34	28.43	27.55	25.22	23.03



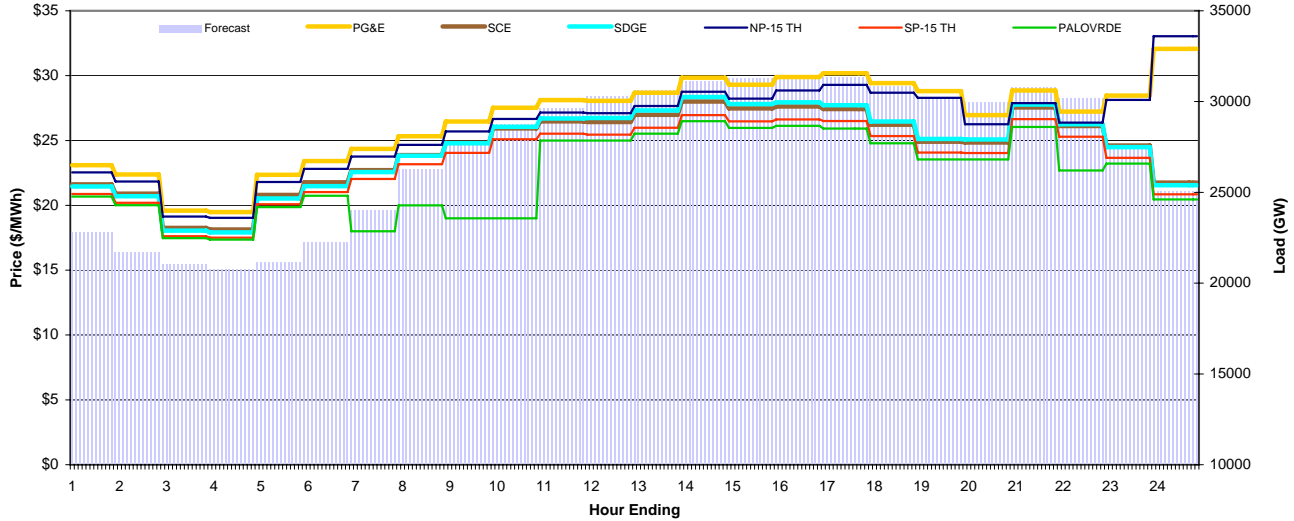
CAISO Daily Report

Tuesday Jun 16, 2009

Price Color Codes: <=0 >=100 >=200

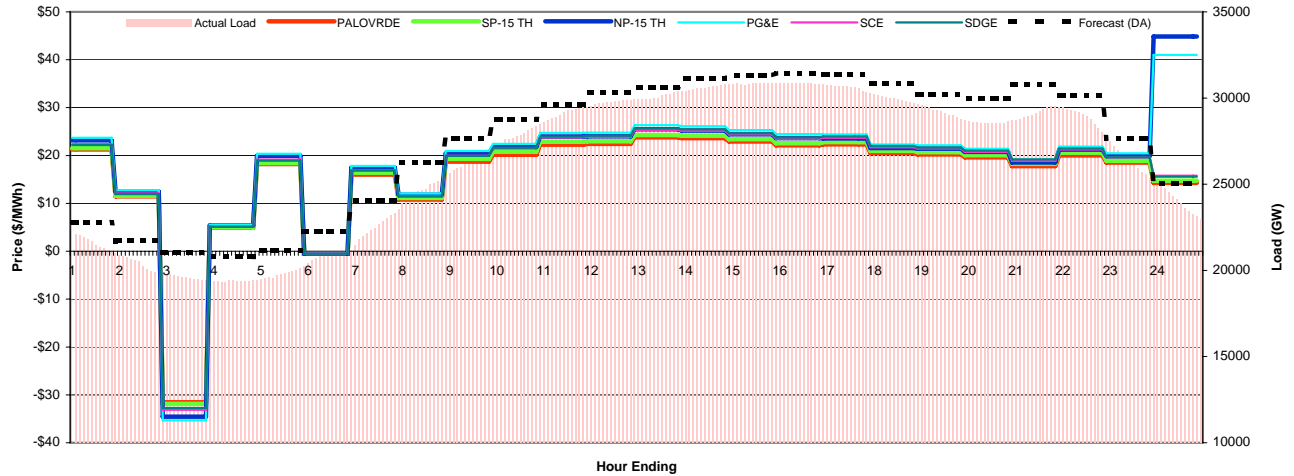
Day-Ahead Prices and Cleared Load

	HE1	HE2	HE3	HE4	HE5	HE6	HE7	HE8	HE9	HE10	HE11	HE12	HE13	HE14	HE15	HE16	HE17	HE18	HE19	HE20	HE21	HE22	HE23	HE24
PG&E	23.09	22.38	19.59	19.49	22.35	23.42	24.35	25.33	26.46	27.52	28.11	28.06	28.68	29.84	29.31	29.90	30.19	29.43	28.80	26.96	28.86	27.23	28.46	32.06
SCE	21.62	20.90	18.26	18.14	20.80	21.77	22.71	23.87	24.82	25.93	26.47	26.43	26.98	28.00	27.47	27.62	27.43	26.21	24.90	24.84	27.55	26.12	24.61	21.75
SDGE	21.46	20.71	18.05	17.92	20.53	21.48	22.57	23.82	24.79	26.06	26.69	26.73	27.31	28.35	27.81	27.94	27.72	26.47	25.11	25.08	27.77	26.25	24.49	21.55
NP-15 TH	22.54	21.84	19.14	19.03	21.80	22.82	23.76	24.66	25.70	26.66	27.16	27.10	27.66	28.76	28.22	28.86	29.28	28.68	28.29	26.25	27.88	26.38	28.13	33.03
SP-15 TH	20.88	20.19	17.62	17.51	20.08	21.03	22.04	23.17	24.05	25.09	25.52	25.45	25.98	26.96	26.47	26.62	26.51	25.34	24.07	24.04	26.65	25.29	23.66	20.85
PALOVDRDE	20.67	20.01	17.47	17.36	19.87	20.74	18.00	20.00	19.00	19.00	25.00	25.00	25.52	26.49	25.97	26.13	25.91	24.79	23.54	23.53	26.04	22.69	23.22	20.46
Forecast	22.8	21.7	21.1	20.8	21.1	22.3	24.0	26.3	27.7	28.8	29.6	30.3	30.6	31.1	31.3	31.4	31.4	30.9	30.2	30.0	30.8	30.2	27.7	25.1



Preliminary Real-Time Prices with Forecasted and Actual System Load

	HE1	HE2	HE3	HE4	HE5	HE6	HE7	HE8	HE9	HE10	HE11	HE12	HE13	HE14	HE15	HE16	HE17	HE18	HE19	HE20	HE21	HE22	HE23	HE24
Palovrde	21.24	11.46	-31.53	4.93	18.21	-0.45	16.00	10.80	18.73	20.16	22.26	22.42	23.81	23.65	22.92	22.12	22.32	20.48	20.23	19.62	17.78	20.03	18.53	14.29
sp15	21.52	11.62	-31.89	4.97	18.43	-0.45	16.40	11.14	19.30	20.78	22.88	22.96	24.28	24.13	23.39	22.57	22.78	20.96	20.70	20.06	18.25	20.58	18.88	14.75
np15	23.15	12.43	-34.56	5.39	19.93	-0.46	17.44	11.79	20.42	21.78	23.96	23.98	25.48	25.21	24.42	23.63	23.57	21.55	21.43	20.74	18.54	21.21	19.89	44.87
pgae	23.71	12.72	-35.31	5.50	20.35	-0.48	17.82	12.08	20.97	22.42	24.72	24.78	26.34	26.10	25.30	24.47	24.41	22.29	22.13	21.38	19.16	21.87	20.45	41.01
sce	22.36	12.06	-33.13	5.17	19.15	-0.47	16.93	11.51	19.96	21.53	23.78	23.91	25.32	25.17	24.39	23.53	23.68	21.73	21.45	20.77	18.87	21.27	19.62	15.78
sdge	22.19	11.94	-32.75	5.11	18.92	-0.48	16.85	11.43	19.91	21.62	23.96	24.12	25.64	25.45	24.63	23.77	23.99	21.99	21.65	21.02	19.19	21.47	19.63	15.59
Forecast-Load	1.3	1.5	1.5	1.4	1.3	1.3	1.3	1.4	1.2	0.8	0.4	0.5	0.5	0.5	0.5	0.6	0.8	1.0	1.1	1.4	1.6	1.5	1.6	1.3
Load	21.47	20.24	19.53	19.39	19.88	20.97	22.76	24.84	26.44	27.97	29.19	29.79	30.15	30.64	30.83	30.83	30.53	29.88	29.06	28.57	29.22	28.64	26.06	23.80



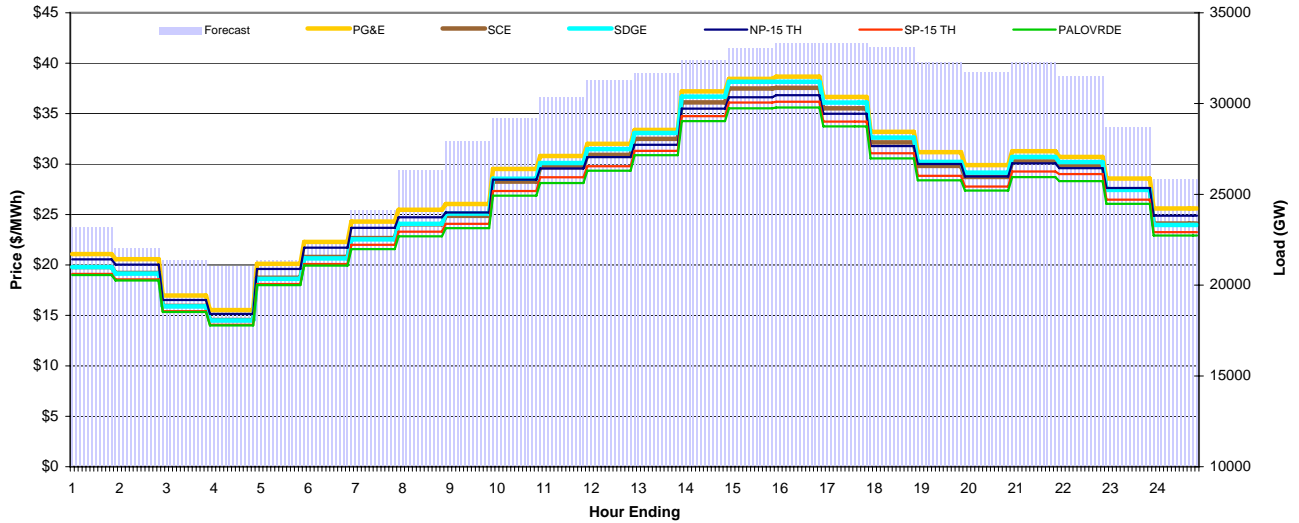
CAISO Daily Report

Wednesday Jun 17, 2009

Price Color Codes: <=0 >=100 >=200

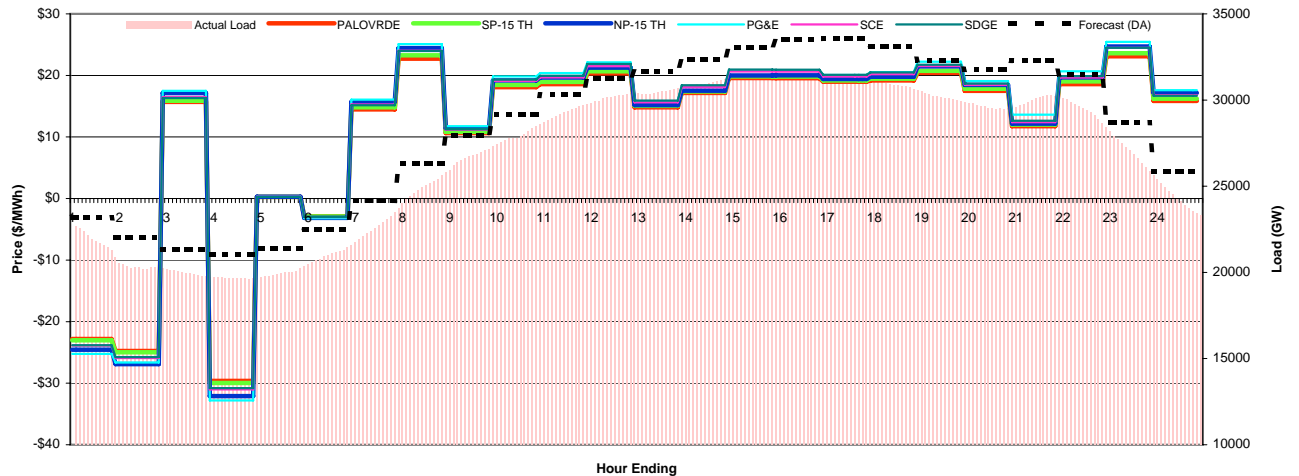
Day-Ahead Prices and Cleared Load

	HE1	HE2	HE3	HE4	HE5	HE6	HE7	HE8	HE9	HE10	HE11	HE12	HE13	HE14	HE15	HE16	HE17	HE18	HE19	HE20	HE21	HE22	HE23	HE24
PG&E	21.09	20.57	16.97	15.53	20.12	22.28	24.29	25.47	26.04	29.51	30.81	32.01	33.39	37.21	38.46	38.67	36.65	33.19	31.18	29.91	31.29	30.70	28.56	25.59
SCE	19.79	19.22	15.95	14.55	18.74	20.80	22.67	24.03	24.88	28.26	29.70	30.92	32.50	36.12	37.49	37.56	35.53	32.15	29.82	28.73	30.26	29.94	27.51	24.11
SDGE	19.79	19.15	15.89	14.49	18.62	20.65	22.54	24.08	25.10	28.55	30.11	31.48	33.09	36.70	38.16	38.17	36.11	32.63	30.22	29.15	30.71	30.20	27.44	23.97
NP-15 TH	20.55	20.04	16.53	15.14	19.61	21.71	23.68	24.72	25.20	28.46	29.57	30.69	31.91	35.50	36.63	36.83	34.99	31.79	30.01	28.78	30.08	29.59	27.63	24.89
SP-15 TH	19.12	18.57	15.42	14.07	18.12	20.10	22.00	23.30	24.08	27.33	28.69	29.78	31.31	34.76	36.11	36.18	34.21	31.07	28.83	27.78	29.26	29.01	26.48	23.25
PALOVDRDE	19.00	18.47	15.34	14.00	18.00	19.94	21.58	22.84	23.65	26.87	28.12	29.34	30.88	34.26	35.53	35.61	33.73	30.56	28.40	27.37	28.71	28.32	26.06	22.92
Forecast	23.2	22.0	21.3	21.1	21.4	22.5	24.1	26.3	27.9	29.2	30.3	31.3	31.7	32.4	33.1	33.5	33.6	33.1	32.3	31.8	32.3	31.5	28.7	25.9



Preliminary Real-Time Prices with Forecasted and Actual System Load

	HE1	HE2	HE3	HE4	HE5	HE6	HE7	HE8	HE9	HE10	HE11	HE12	HE13	HE14	HE15	HE16	HE17	HE18	HE19	HE20	HE21	HE22	HE23	HE24
Palovrde	-22.83	-24.78	15.72	-29.62	0.26	-2.87	14.49	22.71	10.63	18.09	18.59	20.34	14.82	17.15	19.57	19.56	18.98	19.19	20.42	17.50	11.75	18.60	23.12	15.87
sp15	-23.03	-24.97	15.89	-29.96	0.27	-2.91	14.82	23.27	10.85	18.45	18.97	20.67	15.05	17.41	19.84	19.82	19.19	19.47	20.75	17.84	12.02	19.03	23.61	16.22
np15	-24.56	-26.91	17.12	-32.09	0.28	-3.13	15.70	24.44	11.42	19.19	19.65	21.27	15.19	17.53	19.99	20.01	19.41	19.79	21.47	18.46	12.18	19.69	24.69	17.16
pgae	-25.23	-26.65	17.50	-32.81	0.29	-3.21	16.07	25.10	11.77	19.84	20.37	22.12	15.81	18.25	20.83	20.84	20.07	20.55	22.22	19.09	13.61	20.67	25.46	17.61
sce	-23.90	-25.92	16.47	-31.02	0.28	-3.02	15.29	24.03	11.23	19.12	19.69	21.51	15.64	18.10	20.64	20.60	19.82	20.19	21.52	18.47	12.41	19.65	24.49	16.80
sdge	-23.83	-25.74	16.32	-30.80	0.27	-2.99	15.17	23.97	11.30	19.31	19.94	21.87	15.91	18.41	20.96	20.94	20.10	20.48	21.73	18.68	12.64	19.89	24.49	16.68
Forecast-Load	1.4	1.8	1.5	1.4	1.4	1.4	1.3	1.2	1.1	1.1	1.0	1.1	1.2	1.4	1.7	2.0	2.3	2.3	2.2	2.2	2.2	2.3	2.0	1.8
Load	21.75	20.27	19.90	19.66	20.02	21.12	22.87	25.10	26.83	28.06	29.37	30.20	30.51	31.02	31.37	31.47	31.31	30.81	30.09	29.58	30.06	29.23	26.69	24.07



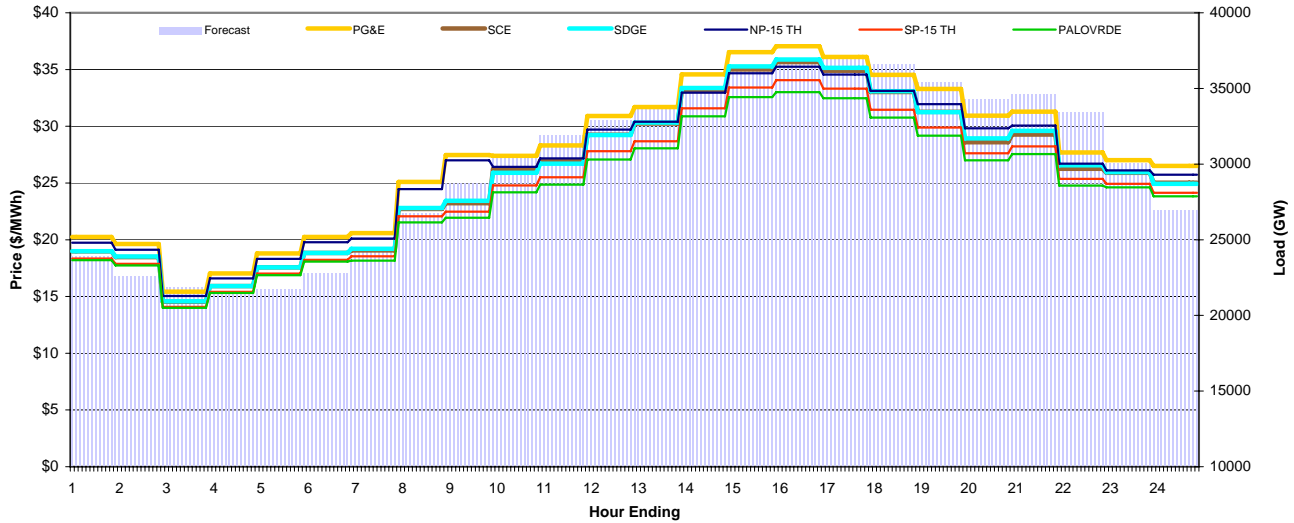
CAISO Daily Report

Thursday June 18, 2009

Price Color Codes: <=0 >=100 >=200

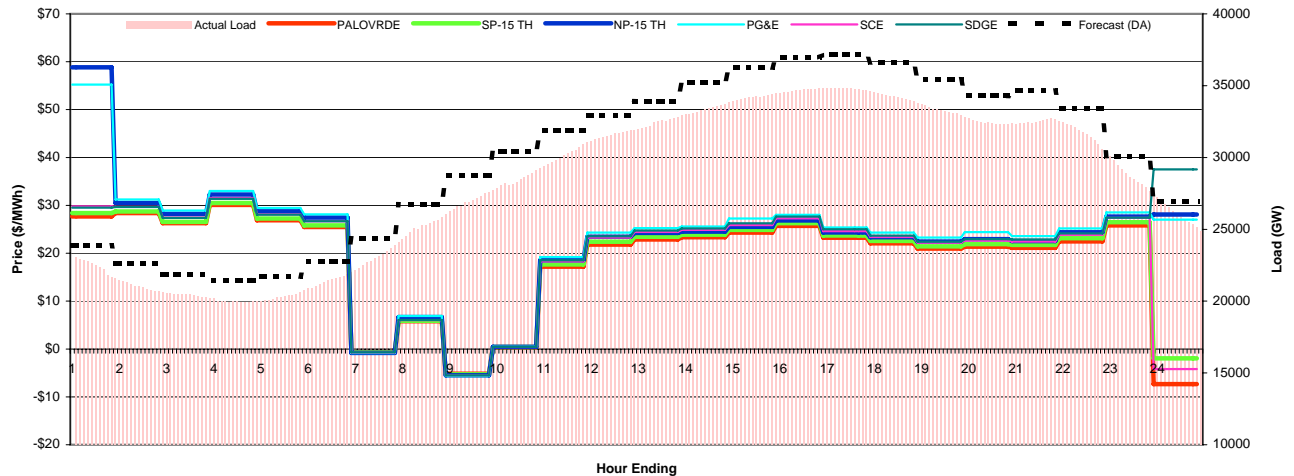
Day-Ahead Prices and Cleared Load

	HE1	HE2	HE3	HE4	HE5	HE6	HE7	HE8	HE9	HE10	HE11	HE12	HE13	HE14	HE15	HE16	HE17	HE18	HE19	HE20	HE21	HE22	HE23	HE24
PG&E	20.24	19.63	15.43	17.03	18.79	20.25	20.59	25.09	27.47	27.40	28.31	30.90	31.70	34.57	36.53	37.05	36.10	34.53	33.29	30.93	31.28	27.69	27.02	26.51
SCE	18.98	18.47	14.54	15.92	17.57	18.83	19.06	22.72	23.22	26.23	26.97	29.26	30.24	33.11	35.00	35.66	34.89	33.02	31.27	28.60	29.27	26.25	25.91	25.02
SDGE	18.99	18.52	14.58	15.92	17.57	18.83	19.21	22.80	23.43	25.90	26.71	29.23	30.32	33.38	35.28	35.88	35.14	33.09	31.24	28.93	29.59	26.56	25.95	24.93
NP-15 TH	19.75	19.12	15.04	16.60	18.32	19.78	20.10	24.47	26.99	26.42	27.17	29.70	30.39	32.97	34.67	35.25	34.56	33.13	31.95	29.82	30.06	26.71	26.11	25.74
SP-15 TH	18.34	17.88	14.08	15.42	17.02	18.24	18.54	22.06	22.48	24.79	25.51	27.81	28.69	31.59	33.41	34.06	33.32	31.46	29.89	27.62	28.23	25.37	24.92	24.13
PALOVNRDE	18.20	17.74	14.00	15.31	16.87	18.08	18.16	21.52	21.93	24.17	24.86	27.07	28.06	30.88	32.57	33.00	32.48	30.77	29.17	27.00	27.55	24.77	24.62	23.83
Forecast	23.9	22.6	21.8	21.5	21.7	22.8	24.4	26.7	28.8	30.4	31.9	32.9	33.9	35.2	36.3	37.0	37.2	36.6	35.4	34.3	34.7	33.4	30.1	26.9



Preliminary Real-Time Prices with Forecasted and Actual System Load

	HE1	HE2	HE3	HE4	HE5	HE6	HE7	HE8	HE9	HE10	HE11	HE12	HE13	HE14	HE15	HE16	HE17	HE18	HE19	HE20	HE21	HE22	HE23	HE24
Palovrde	27.69	28.39	26.27	30.11	26.87	25.47	-0.71	5.78	-5.16	0.40	17.19	21.82	22.89	23.35	24.33	25.71	23.24	22.09	20.96	21.37	21.14	22.49	25.83	-7.32
sp15	28.40	28.73	26.56	30.50	27.24	25.83	-0.71	5.90	-5.30	0.40	17.66	22.42	23.44	23.89	24.90	26.27	23.72	22.56	21.44	21.92	21.74	23.13	26.48	-1.94
np15	58.83	30.50	28.23	32.26	28.78	27.45	-0.82	6.67	-5.51	0.46	18.53	23.46	24.26	24.53	25.50	26.85	24.35	23.35	22.44	22.94	22.54	24.40	27.65	28.09
pgae	55.23	31.24	28.91	33.01	29.45	28.12	-0.83	6.90	-5.66	0.48	19.20	24.33	25.25	25.59	27.25	28.02	25.39	24.30	23.27	24.42	23.58	25.19	28.52	27.01
sce	29.78	29.70	27.45	31.53	28.13	26.69	-0.72	6.04	-5.46	0.43	18.31	23.27	24.46	24.90	25.89	27.29	24.63	23.40	22.21	22.64	22.44	23.86	27.40	-4.19
sdge	29.51	29.65	27.40	31.37	28.07	26.70	-0.70	6.07	-5.50	0.44	18.54	23.58	24.74	25.19	26.25	27.67	25.00	23.69	22.43	22.93	22.86	24.14	27.42	37.53
Forecast-Load	1.6	1.7	1.5	1.5	1.3	1.2	1.1	1.4	1.6	1.8	1.6	1.3	1.4	1.7	2.0	2.3	2.4	2.5	2.3	1.9	2.1	2.0	1.7	1.1
Load	22.32	20.91	20.38	19.96	20.39	21.52	23.24	25.38	27.13	28.60	30.34	31.64	32.53	33.45	34.23	34.70	34.74	34.12	33.17	32.38	32.51	31.37	28.41	25.80



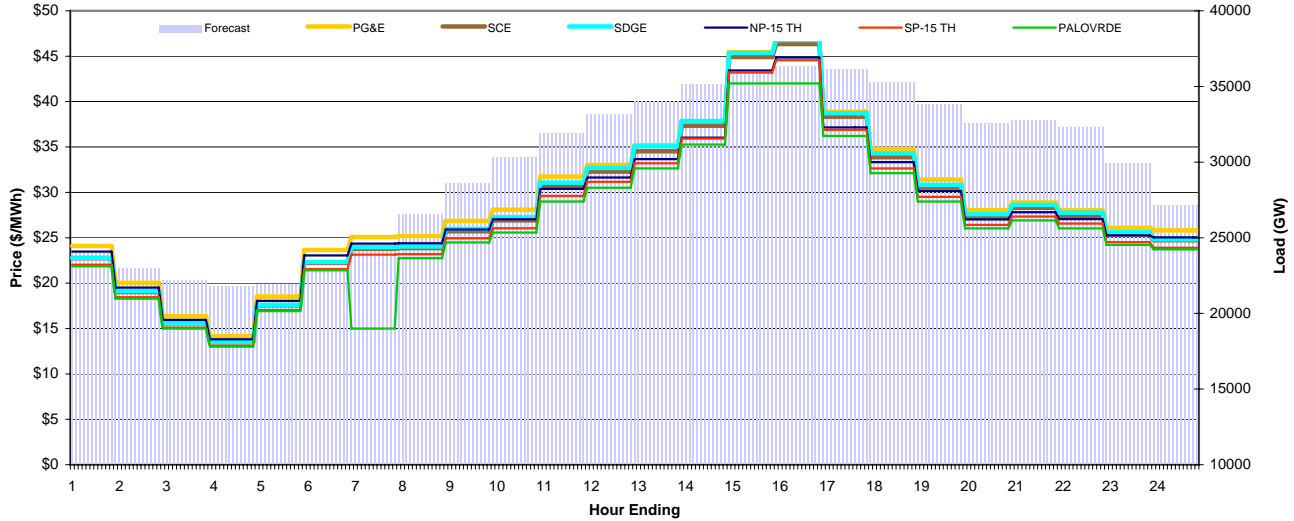
CAISO Daily Report

Friday June 19, 2009

Price Color Codes: <=0 >=100 >=200

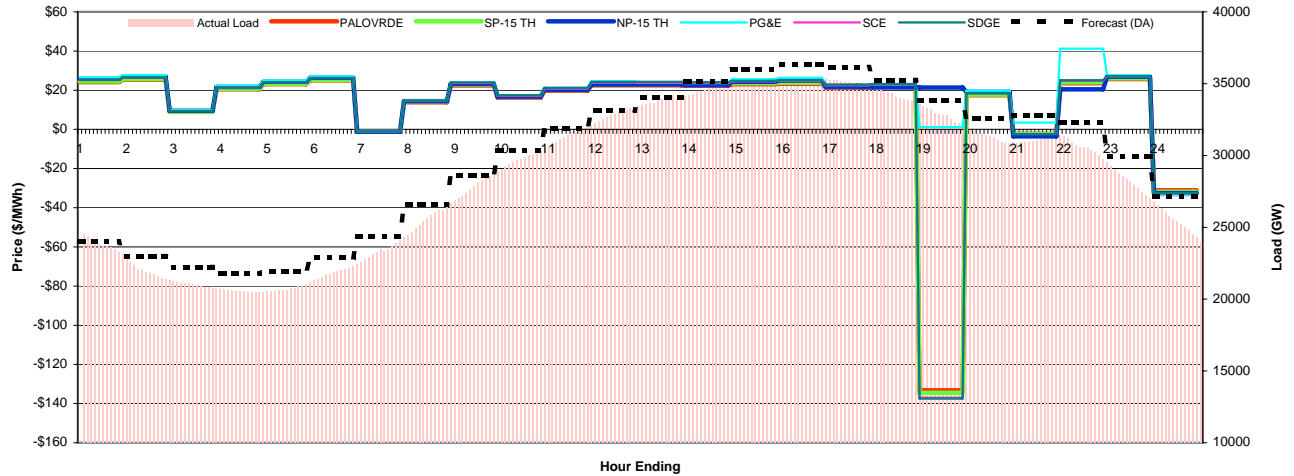
Day-Ahead Prices and Cleared Load

	HE1	HE2	HE3	HE4	HE5	HE6	HE7	HE8	HE9	HE10	HE11	HE12	HE13	HE14	HE15	HE16	HE17	HE18	HE19	HE20	HE21	HE22	HE23	HE24
PG&E	24.09	20.03	16.35	14.16	18.52	23.66	25.08	25.18	26.86	28.10	31.74	33.04	35.19	37.79	45.45	46.96	38.87	34.77	31.40	28.03	28.89	28.01	26.11	25.81
SCE	22.75	19.02	15.57	13.48	17.56	22.22	23.78	23.86	25.72	26.92	30.64	32.28	34.52	37.33	44.91	46.33	38.34	33.88	30.54	27.33	28.30	27.43	25.37	24.73
SDGE	22.78	19.12	15.60	13.53	17.60	22.33	23.97	24.03	25.99	27.25	31.08	32.69	35.08	37.86	45.36	46.77	38.73	34.30	30.83	27.60	28.62	27.75	25.61	24.84
NP-15 TH	23.48	19.52	15.94	13.82	18.05	23.05	24.36	24.40	25.91	27.04	30.38	31.63	33.67	36.03	43.43	44.85	37.15	33.32	30.16	27.02	27.81	27.04	25.25	25.04
SP-15 TH	22.04	18.45	15.10	13.08	17.04	21.56	23.14	23.19	24.94	26.04	29.60	31.16	33.21	35.92	43.19	44.55	36.89	32.63	29.50	26.42	27.34	26.55	24.51	23.90
PALOVPRDE	21.85	18.30	15.00	13.00	16.92	21.41	15.00	22.75	24.49	25.57	29.00	30.50	32.65	35.27	42.00	42.00	36.22	32.11	29.00	26.03	26.91	26.03	24.22	23.73
Forecast	24.0	23.0	22.2	21.8	22.0	22.9	24.4	26.6	28.6	30.4	31.9	33.1	34.1	35.1	36.0	36.4	36.2	35.3	33.9	32.6	32.8	32.3	29.9	27.2



Preliminary Real-Time Prices with Forecasted and Actual System Load

	HE1	HE2	HE3	HE4	HE5	HE6	HE7	HE8	HE9	HE10	HE11	HE12	HE13	HE14	HE15	HE16	HE17	HE18	HE19	HE20	HE21	HE22	HE23	HE24
Palovrde	24.17	25.33	8.94	20.49	23.06	25.06	-1.08	13.88	22.42	16.24	19.79	22.49	22.50	22.35	23.04	23.34	21.39	21.66	-133.24	17.44	-2.26	23.56	25.68	-31.12
sp15	24.59	25.66	9.05	20.72	23.32	25.36	-1.09	14.21	22.90	16.57	20.21	23.02	22.99	22.85	23.58	23.82	21.87	22.09	-134.47	17.79	-2.30	24.03	26.07	-31.82
np15	25.78	26.90	9.54	21.69	24.32	26.32	-1.15	14.41	23.20	16.69	20.21	22.92	22.89	22.60	24.30	24.96	21.67	21.45	21.35	19.13	-3.56	20.50	26.88	-32.52
pgae	26.50	27.62	9.81	22.28	24.97	27.02	-1.18	14.85	23.97	17.32	21.06	24.61	23.92	23.64	25.62	26.35	22.59	22.95	1.18	19.70	3.47	41.21	27.75	-33.59
sce	25.36	26.47	9.34	21.37	24.04	26.17	-1.11	14.63	23.63	17.12	20.92	23.82	23.85	23.73	24.51	24.75	22.67	22.89	-136.94	18.41	-2.36	24.79	26.98	-32.85
sdge	25.39	26.55	9.36	21.42	24.14	26.27	-1.12	14.72	23.94	17.42	21.29	24.21	24.27	24.12	24.80	25.02	22.93	23.12	-137.43	18.45	-2.37	25.08	27.14	-32.52
Forecast-Load	0.3	1.2	1.3	1.2	1.1	0.9	0.8	0.7	0.5	0.5	0.3	0.2	0.1	0.4	0.8	1.0	1.2	1.3	1.3	1.4	1.6	2.0	2.1	2.1
Load	23.70	21.79	20.94	20.54	20.81	21.96	23.55	25.83	28.08	29.91	31.54	33.00	33.91	34.78	35.19	35.33	34.97	33.99	32.55	31.16	31.20	30.29	27.78	25.05



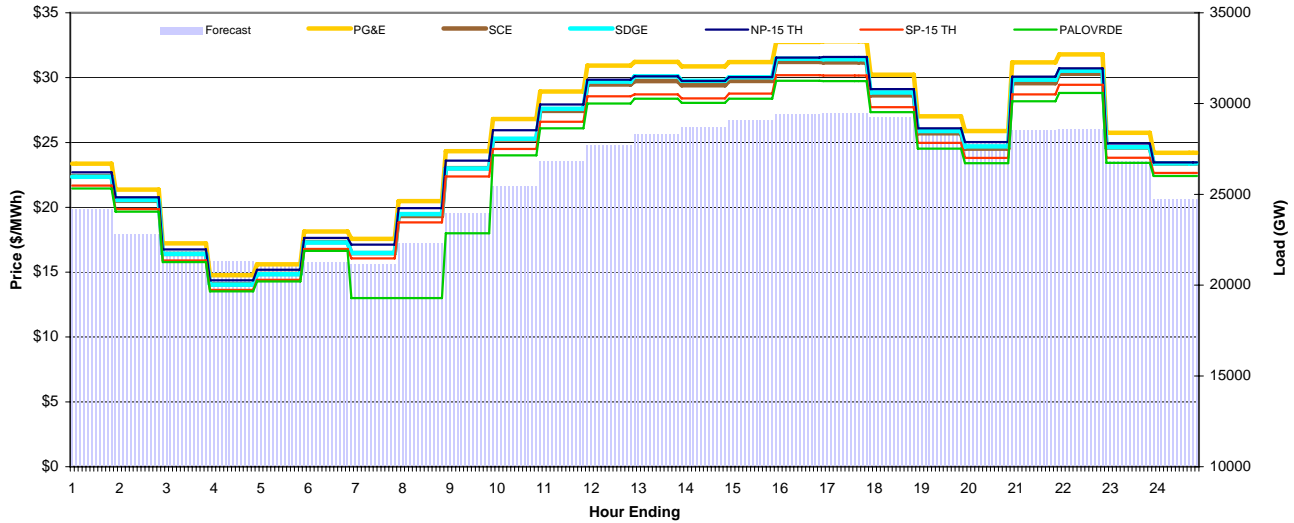
CAISO Daily Report

Saturday June 20, 2009

Price Color Codes: <=0 >=100 >=200

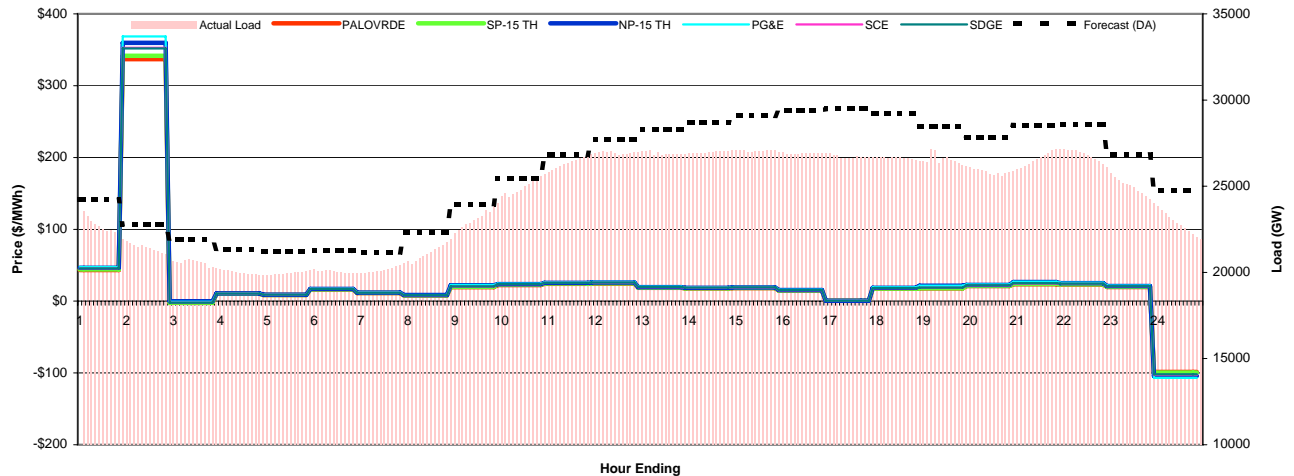
Day-Ahead Prices and Cleared Load

	HE1	HE2	HE3	HE4	HE5	HE6	HE7	HE8	HE9	HE10	HE11	HE12	HE13	HE14	HE15	HE16	HE17	HE18	HE19	HE20	HE21	HE22	HE23	HE24
PG&E	23.37	21.37	17.22	14.77	15.61	18.13	17.57	20.48	24.33	26.81	28.93	30.93	31.21	30.87	31.20	32.76	32.81	30.22	27.02	25.88	31.18	31.79	25.75	24.20
SCE	22.40	20.50	16.41	14.06	14.86	17.32	16.47	19.33	23.02	25.23	27.43	29.48	29.73	29.41	29.75	31.22	31.18	28.63	25.71	24.53	29.58	30.31	24.62	23.38
SDGE	22.36	20.56	16.40	14.04	14.84	17.28	16.48	19.48	23.00	25.29	27.59	29.69	30.11	29.76	30.03	31.46	31.43	28.86	25.88	24.70	29.84	30.53	24.64	23.40
NP-15 TH	22.70	20.77	16.76	14.37	15.19	17.64	17.12	19.94	23.60	25.94	27.93	29.85	30.10	29.75	30.04	31.55	31.59	29.12	26.09	25.03	30.08	30.72	24.92	23.47
SP-15 TH	21.67	19.87	15.90	13.63	14.41	16.79	16.06	18.84	22.38	24.50	26.59	28.56	28.71	28.40	28.77	30.18	30.16	27.72	24.96	23.81	28.70	29.44	23.83	22.65
PALOVNRDE	21.45	19.66	15.78	13.52	14.28	16.64	13.00	13.00	18.00	24.01	26.09	28.00	28.38	28.06	28.37	29.75	29.73	27.34	24.53	23.40	28.18	28.82	23.42	22.42
Forecast	24.2	22.8	21.9	21.3	21.2	21.3	21.2	22.3	24.0	25.4	26.8	27.7	28.3	28.7	29.1	29.4	29.5	29.2	28.5	27.8	28.5	28.6	26.8	24.7



Preliminary Real-Time Prices with Forecasted and Actual System Load

	HE1	HE2	HE3	HE4	HE5	HE6	HE7	HE8	HE9	HE10	HE11	HE12	HE13	HE14	HE15	HE16	HE17	HE18	HE19	HE20	HE21	HE22	HE23	HE24
Palovrde	43.41	337.05	-2.12	10.21	8.50	16.22	11.11	7.88	19.38	22.33	24.10	24.28	18.47	17.64	18.06	14.50	0.58	17.23	17.72	21.00	23.54	22.91	19.67	-98.66
sp15	44.09	341.66	-2.15	10.33	8.63	16.44	11.37	8.07	19.89	22.94	24.69	24.84	18.80	17.97	18.38	14.75	0.58	17.48	17.97	21.29	23.94	23.37	20.00	-99.43
np15	46.51	359.78	-0.24	10.77	8.94	17.09	11.99	8.44	22.10	23.66	25.41	25.95	19.53	18.60	19.01	15.34	0.62	18.66	21.46	22.65	26.53	24.96	20.99	-104.20
pgae	47.61	368.55	-0.72	11.05	9.17	17.53	12.27	8.65	22.59	24.35	26.21	26.76	20.15	19.20	19.63	15.84	0.64	19.15	21.51	23.27	27.14	25.66	21.62	-106.98
sce	45.54	352.79	-2.22	10.65	8.90	16.96	11.67	8.30	20.46	23.58	25.43	25.64	19.41	18.54	18.96	15.21	0.60	18.02	18.51	21.92	24.65	24.07	20.69	-102.84
sdge	45.44	351.94	-2.23	10.64	8.91	16.90	11.69	8.33	20.49	23.68	25.58	25.84	19.69	18.81	19.22	15.41	0.61	18.22	18.68	22.10	24.93	24.27	20.71	-102.05
Forecast-Load	1.6	1.5	1.4	1.4	1.2	1.3	0.9	1.0	0.7	0.4	0.4	0.8	1.4	1.7	2.1	2.5	2.8	2.6	2.0	2.0	1.8	1.9	2.1	2.1
Load	22.56	21.27	20.49	19.94	19.98	20.01	20.21	21.28	23.29	25.05	26.45	26.93	26.89	26.98	27.03	26.89	26.69	26.60	26.48	25.81	26.70	26.63	24.73	22.63



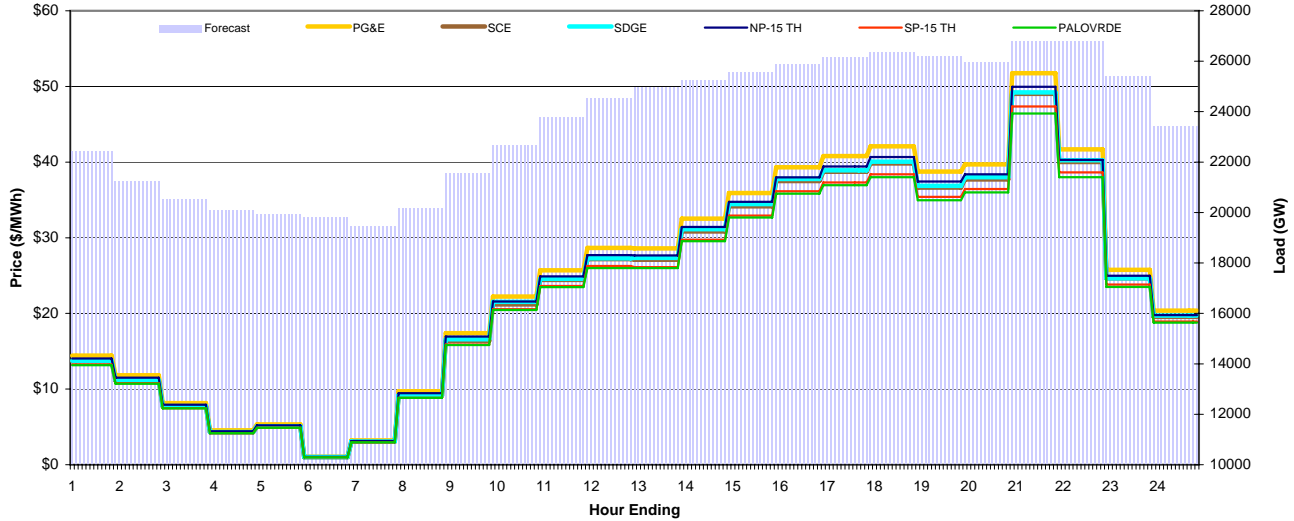
CAISO Daily Report

Sunday June 21, 2009

Price Color Codes: <=0 >=100 >=200

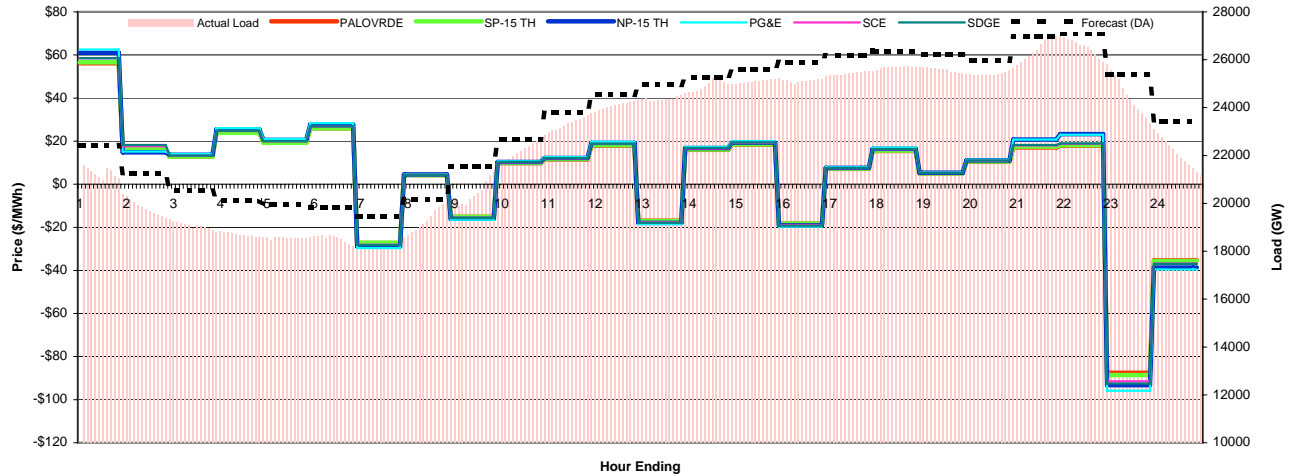
Day-Ahead Prices and Cleared Load

	HE1	HE2	HE3	HE4	HE5	HE6	HE7	HE8	HE9	HE10	HE11	HE12	HE13	HE14	HE15	HE16	HE17	HE18	HE19	HE20	HE21	HE22	HE23	HE24
PG&E	14.43	11.82	8.14	4.54	5.34	1.06	3.21	9.71	17.39	22.23	25.70	28.65	28.60	32.52	35.92	39.31	40.79	42.09	38.75	39.70	51.76	41.68	25.77	20.36
SCE	13.67	11.11	7.70	4.30	5.03	1.00	3.04	9.11	16.37	21.19	24.42	27.17	27.09	30.84	34.16	37.49	38.73	39.82	36.63	37.71	49.03	40.01	24.64	19.54
SDGE	13.74	11.18	7.74	4.32	5.07	1.01	3.06	9.19	16.57	21.52	24.58	27.29	27.35	31.12	34.45	37.78	38.92	40.06	36.87	38.01	49.22	40.26	24.64	19.71
NP-15 TH	14.05	11.50	7.92	4.41	5.19	1.04	3.13	9.45	16.93	21.57	24.88	27.70	27.65	31.42	34.74	37.99	39.42	40.67	37.44	38.38	49.96	40.30	24.98	19.78
SP-15 TH	13.23	10.76	7.46	4.16	4.88	0.97	2.95	8.84	15.88	20.56	23.63	26.27	26.11	29.73	32.93	36.14	37.31	38.38	35.41	36.44	47.35	38.65	23.81	18.93
PALOVNRDE	13.15	10.71	7.45	4.16	4.88	0.97	2.95	8.84	15.81	20.44	23.47	26.00	26.00	29.55	32.68	35.83	36.95	38.00	34.95	36.00	46.42	38.00	23.49	18.77
Forecast	22.4	21.3	20.5	20.1	20.0	19.8	19.5	20.2	21.5	22.7	23.8	24.5	25.0	25.3	25.6	25.9	26.2	26.4	26.2	26.0	27.0	27.1	25.4	23.4



Preliminary Real-Time Prices with Forecasted and Actual System Load

	HE1	HE2	HE3	HE4	HE5	HE6	HE7	HE8	HE9	HE10	HE11	HE12	HE13	HE14	HE15	HE16	HE17	HE18	HE19	HE20	HE21	HE22	HE23	HE24
Palovrde	56.19	15.79	12.85	23.95	19.32	25.95	-27.29	4.26	-15.10	9.79	11.54	17.89	-16.93	16.01	18.38	-18.16	7.14	15.48	5.04	10.42	17.13	17.88	-87.51	-35.36
sp15	56.59	16.63	12.83	23.89	19.28	25.90	-27.20	4.26	-15.15	9.88	11.65	18.12	-17.07	16.10	18.50	-18.27	7.19	15.62	5.10	10.56	17.44	18.17	-88.62	-35.64
np15	61.00	14.78	13.70	25.41	20.57	27.73	-28.97	4.52	-16.06	10.36	12.22	19.16	-17.98	16.82	19.30	-19.06	7.56	16.42	5.36	11.06	20.73	23.23	-93.27	-38.67
pgae	62.57	15.18	14.04	26.02	21.05	28.36	-29.63	4.63	-16.49	10.65	12.58	19.70	-18.49	17.33	19.89	-19.65	7.78	16.93	5.52	11.38	20.71	22.95	-95.88	-39.56
sce	58.51	17.61	13.25	24.65	19.91	26.76	-28.08	4.40	-15.63	10.20	12.05	18.75	-17.67	16.67	19.17	-18.93	7.45	16.17	5.27	10.90	18.00	18.76	-91.47	-36.84
sdge	58.46	18.19	13.31	24.80	19.99	26.83	-28.23	4.40	-15.76	10.32	12.10	18.81	-17.86	16.88	19.43	-19.21	7.55	16.35	5.31	11.00	18.20	18.93	-92.55	-36.98
Forecast-Load	1.3	1.6	1.5	1.4	1.4	1.4	1.2	0.7	0.9	0.3	0.4	0.4	0.6	0.3	0.5	0.8	0.7	0.7	0.7	0.5	0.4	0.8	1.3	1.6
Load	21.11	19.65	19.00	18.66	18.55	18.45	18.31	19.53	20.63	22.33	23.42	24.12	24.40	24.96	25.11	25.14	25.45	25.69	25.52	25.44	26.56	26.33	24.07	21.85



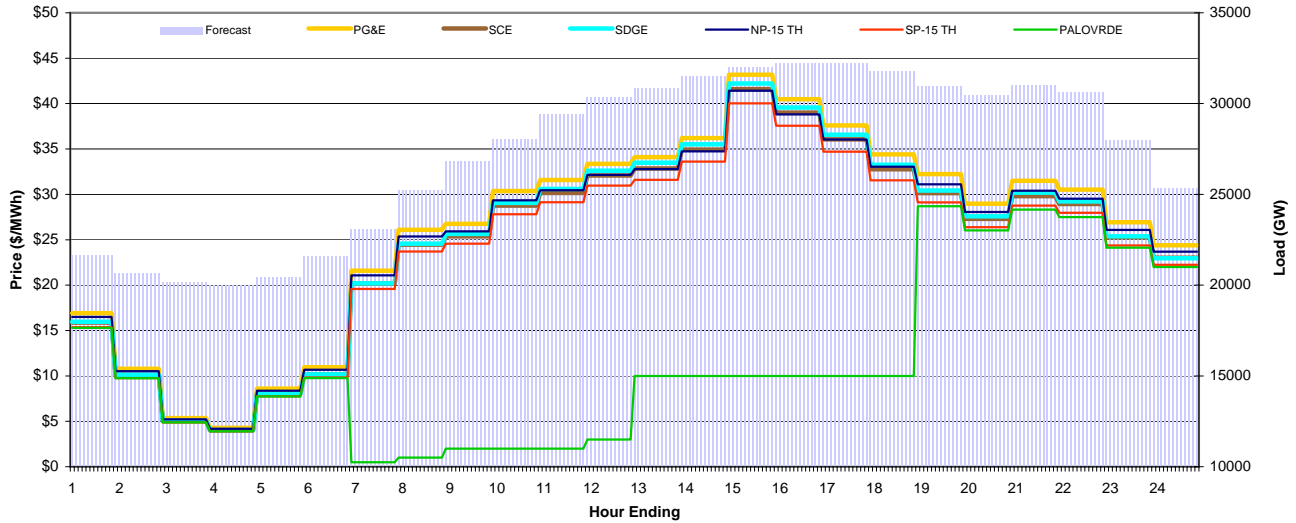
CAISO Daily Report

Monday June 22, 2009

Price Color Codes: <=0 >=100 >=200

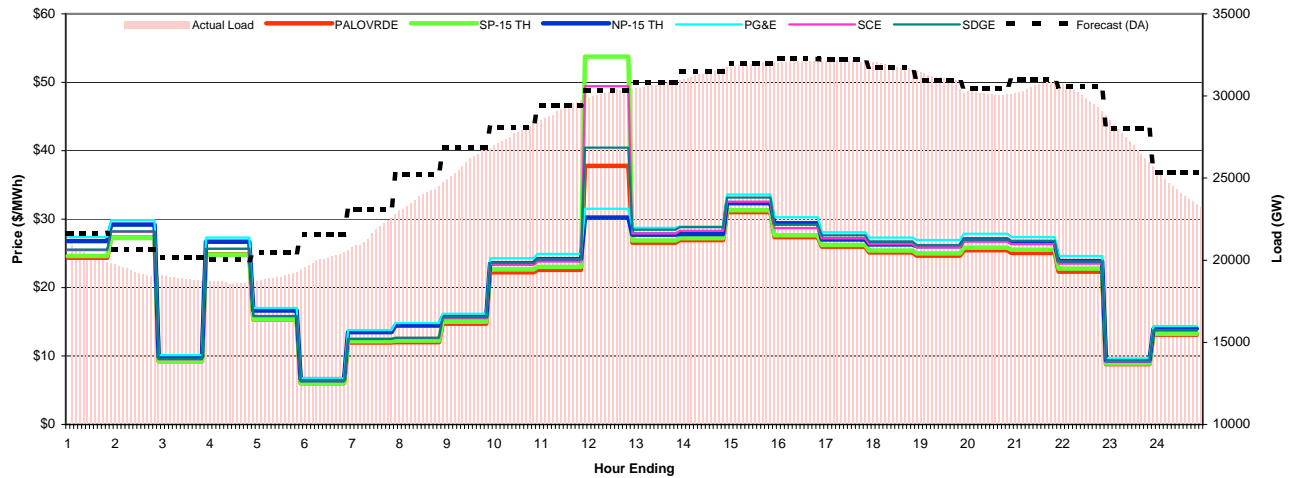
Day-Ahead Prices and Cleared Load

	HE1	HE2	HE3	HE4	HE5	HE6	HE7	HE8	HE9	HE10	HE11	HE12	HE13	HE14	HE15	HE16	HE17	HE18	HE19	HE20	HE21	HE22	HE23	HE24
PG&E	16.92	10.78	5.36	4.29	8.60	10.97	21.59	26.10	26.76	30.36	31.59	33.36	34.10	36.20	43.18	40.48	37.59	34.40	32.23	28.98	31.50	30.53	26.94	24.39
SCE	15.87	10.10	5.04	4.03	8.01	10.16	20.18	24.46	25.37	28.77	30.16	32.08	32.85	34.94	41.59	39.00	36.05	32.77	30.13	27.29	29.80	28.93	25.28	23.01
SDGE	15.98	10.14	5.06	4.04	8.02	10.17	20.20	24.57	25.65	29.06	30.60	32.61	33.49	35.52	42.21	39.57	36.56	33.26	30.43	27.59	30.19	29.23	25.38	22.97
NP-15 TH	16.50	10.52	5.22	4.18	8.38	10.69	21.07	25.37	25.93	29.35	30.45	32.14	32.78	34.74	41.42	38.81	36.04	33.05	31.11	28.06	30.40	29.53	26.08	23.69
SP-15 TH	15.37	9.77	4.88	3.90	7.75	9.82	19.59	23.71	24.57	27.81	29.13	30.96	31.61	33.60	40.02	37.55	34.69	31.55	29.11	26.38	28.77	27.97	24.37	22.23
PALOVORDE	15.30	9.75	4.88	3.90	7.73	9.76	0.50	1.00	2.00	2.00	2.00	3.00	10.00	10.00	10.00	10.00	10.00	10.00	28.70	26.03	28.33	27.50	24.12	22.00
Forecast	21.7	20.7	20.2	20.0	20.5	21.6	23.1	25.2	26.8	28.1	29.4	30.4	30.8	31.5	32.0	32.2	32.2	31.8	31.0	30.5	31.0	30.6	28.0	25.3



Preliminary Real-Time Prices with Forecasted and Actual System Load

	HE1	HE2	HE3	HE4	HE5	HE6	HE7	HE8	HE9	HE10	HE11	HE12	HE13	HE14	HE15	HE16	HE17	HE18	HE19	HE20	HE21	HE22	HE23	HE24
Palovrde	24.36	27.30	9.24	24.87	15.32	6.03	11.97	12.02	14.74	22.24	22.59	37.78	26.57	26.94	31.02	27.39	25.97	25.14	24.67	25.47	25.07	22.34	8.81	13.11
sp15	24.62	27.25	9.22	24.82	15.33	6.08	12.16	12.26	15.02	22.66	23.02	53.75	26.89	27.21	31.31	27.63	26.23	25.42	25.00	25.85	25.53	22.78	8.91	13.27
np15	26.79	29.21	9.89	26.70	16.65	6.61	13.49	14.45	15.73	23.54	24.15	30.22	27.74	27.83	32.34	29.39	27.03	26.31	26.05	27.02	26.54	23.87	9.34	13.99
pgae	27.41	29.86	10.13	27.30	17.02	6.77	13.80	14.83	16.19	24.29	24.93	31.53	28.73	28.92	33.60	30.27	28.09	27.31	26.97	27.88	27.37	24.61	9.64	14.39
sce	25.46	28.16	9.53	25.66	15.85	6.30	12.54	12.63	15.50	23.41	23.79	49.43	27.90	28.29	32.56	28.70	27.20	26.36	25.88	26.71	26.35	23.50	9.21	13.70
sdge	25.55	28.21	9.56	25.66	15.82	6.29	12.49	12.68	15.66	23.60	24.14	40.44	28.47	28.83	33.15	29.19	27.63	26.76	26.22	27.04	26.84	23.83	9.36	13.78
Forecast-Load	1.4	1.4	1.3	1.4	1.4	1.3	1.1	1.2	0.7	0.2	0.1	0.1	0.1	0.0	0.0	0.1	0.1	0.0	0.0	0.3	0.4	0.9	1.1	1.3
Load	20.27	19.25	18.86	18.66	19.10	20.23	21.92	24.04	26.16	27.84	29.33	30.27	30.76	31.45	31.97	32.12	32.12	31.77	30.93	30.13	30.65	29.71	26.85	24.07



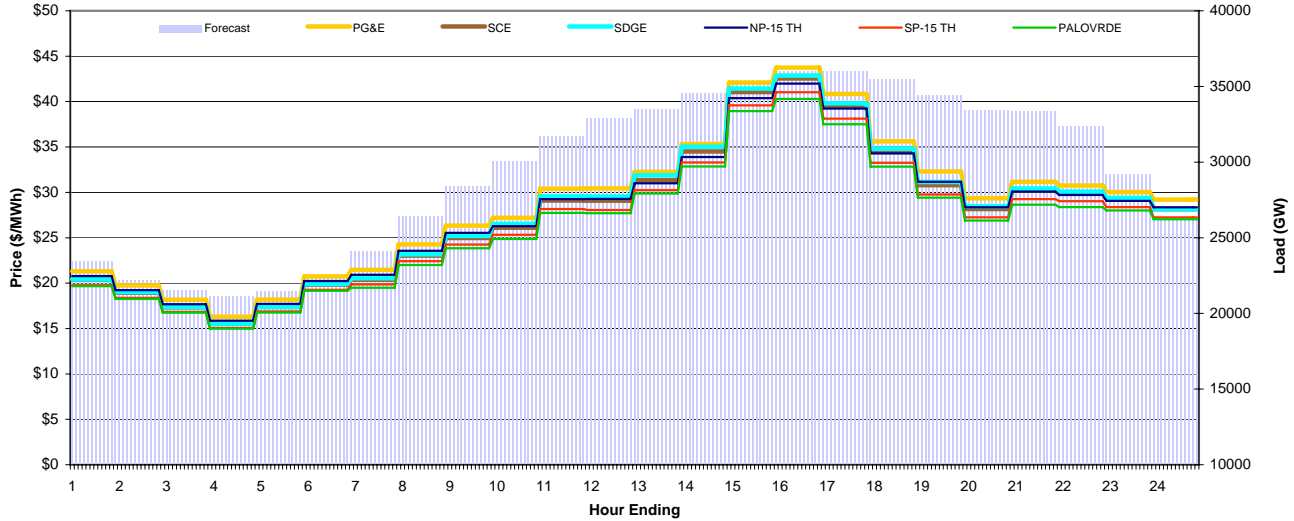
CAISO Daily Report

Tuesday June 23, 2009

Price Color Codes: <=0 >=100 >=200

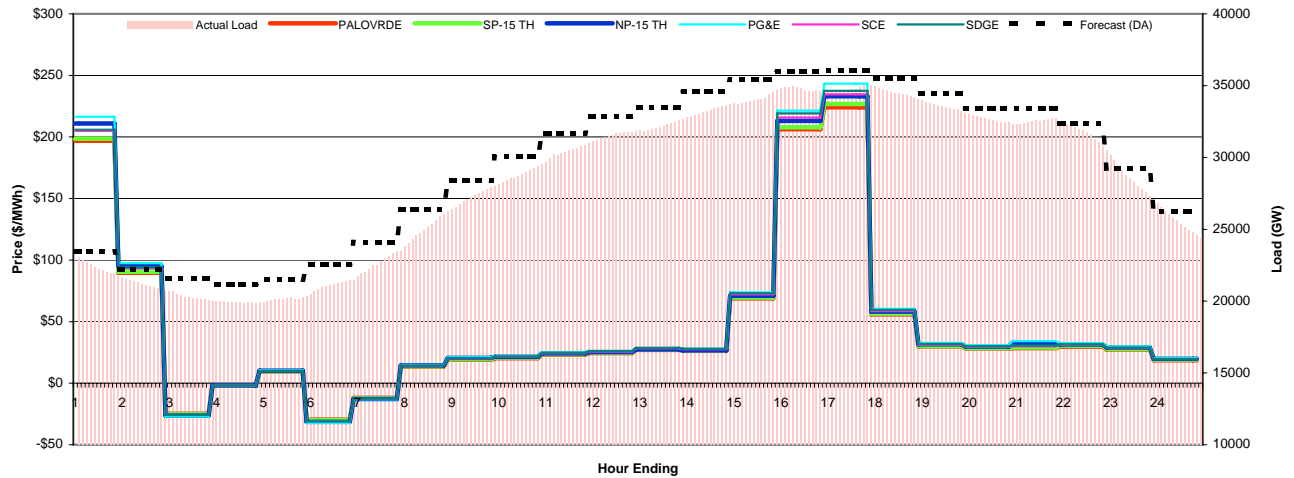
Day-Ahead Prices and Cleared Load

	HE1	HE2	HE3	HE4	HE5	HE6	HE7	HE8	HE9	HE10	HE11	HE12	HE13	HE14	HE15	HE16	HE17	HE18	HE19	HE20	HE21	HE22	HE23	HE24
PG&E	21.31	19.75	18.17	16.31	18.20	20.74	21.46	24.28	26.34	27.20	30.40	30.43	32.25	35.33	42.08	43.74	40.83	35.61	32.30	29.34	31.16	30.75	30.03	29.20
SCE	20.40	18.94	17.35	15.53	17.38	19.84	20.38	23.04	24.98	26.10	29.09	29.08	31.34	34.51	41.04	42.54	39.52	34.44	30.79	28.17	30.18	29.91	29.33	28.15
SDGE	20.43	19.01	17.36	15.53	17.40	19.92	20.54	23.18	25.20	26.53	29.55	29.54	31.88	35.03	41.43	42.86	39.82	34.81	31.14	28.46	30.42	30.08	29.37	28.14
NP-15 TH	20.78	19.23	17.68	15.87	17.71	20.23	20.92	23.57	25.53	26.28	29.26	29.28	30.99	33.89	40.38	41.98	39.23	34.29	31.16	28.36	30.08	29.71	29.07	28.35
SP-15 TH	19.77	18.38	16.83	15.07	16.88	19.26	19.86	22.42	24.25	25.33	28.16	28.05	30.25	33.30	39.58	41.03	38.12	33.25	29.77	27.25	29.25	29.03	28.38	27.26
PALOV RDE	19.66	18.26	16.74	14.98	16.76	19.15	19.48	22.00	23.84	24.87	27.74	27.70	29.87	32.84	38.94	40.28	37.50	32.83	29.42	26.90	28.64	28.37	28.00	27.04
Forecast	23.4	22.2	21.6	21.2	21.5	22.5	24.1	26.4	28.4	30.0	31.7	32.9	33.5	34.6	35.4	36.0	36.0	35.5	34.4	33.4	33.4	32.4	29.2	26.2



Preliminary Real-Time Prices with Forecasted and Actual System Load

	HE1	HE2	HE3	HE4	HE5	HE6	HE7	HE8	HE9	HE10	HE11	HE12	HE13	HE14	HE15	HE16	HE17	HE18	HE19	HE20	HE21	HE22	HE23	HE24
Palovrde	196.87	89.68	-24.77	-1.68	9.55	-29.55	-11.93	13.54	19.18	20.37	23.16	24.43	27.05	26.28	68.88	206.35	224.16	55.95	29.98	28.26	28.53	29.68	27.29	18.67
sp15	198.66	90.55	-25.01	-1.69	9.66	-29.95	-12.22	13.84	19.58	20.78	23.59	24.73	27.35	26.61	69.53	207.88	226.83	56.58	30.17	28.48	29.01	30.35	27.77	18.99
np15	210.97	95.07	-26.21	-1.76	10.17	-31.46	-12.80	14.41	20.61	21.48	24.20	25.20	27.51	26.74	70.98	213.00	233.06	58.11	31.61	29.85	32.79	31.54	28.99	19.82
pgae	216.38	97.55	-26.94	-1.81	10.44	-32.33	-13.13	14.83	21.24	22.23	25.14	26.23	28.67	27.93	73.84	221.40	243.27	60.47	32.78	30.91	34.26	32.60	29.90	20.38
sce	204.96	93.25	-25.76	-1.74	9.96	-30.86	-12.54	14.25	20.19	21.45	24.38	25.63	28.35	27.59	72.18	215.83	234.60	58.49	31.25	29.49	29.88	31.21	28.64	19.56
sdge	205.90	93.95	-25.89	-1.75	9.95	-30.98	-12.58	14.33	20.41	21.73	24.72	26.03	28.78	27.95	73.04	219.10	237.54	59.57	31.84	30.06	30.57	31.62	28.82	19.61
Forecast-Load	1.2	1.1	1.3	1.3	1.3	1.4	1.3	1.1	1.0	1.1	1.2	1.3	1.2	1.3	1.3	1.3	1.2	1.1	1.0	0.8	0.9	0.9	1.0	1.0
Load	22.24	21.09	20.22	19.91	20.18	21.18	22.84	25.26	27.41	28.93	30.53	31.60	32.26	33.32	34.15	34.73	34.79	34.40	33.44	32.59	32.53	31.45	28.19	25.24



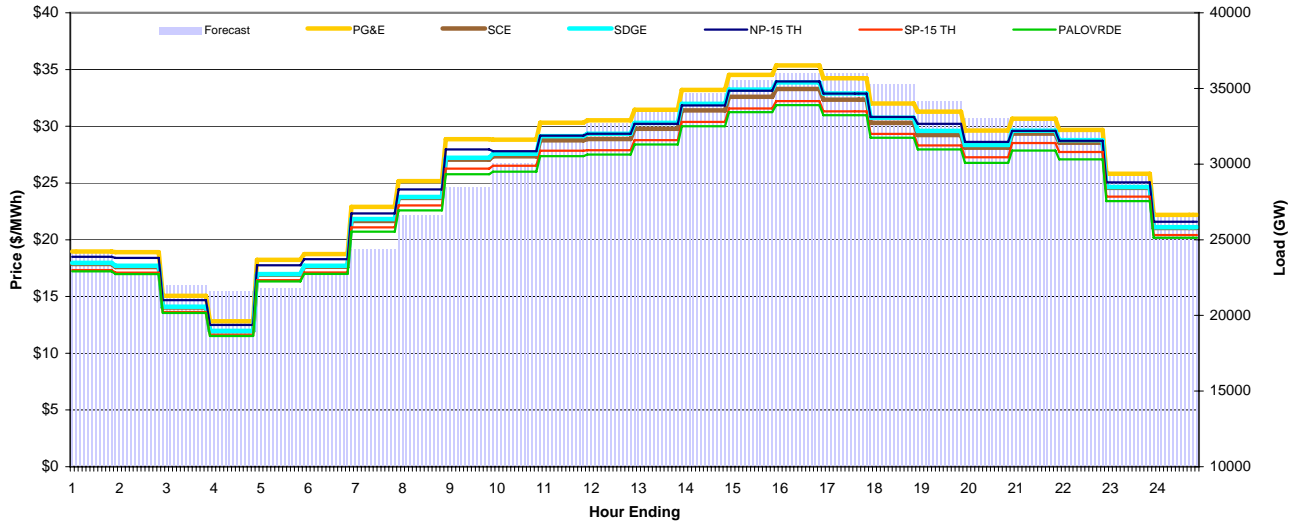
CAISO Daily Report

Wednesday June 24, 2009

Price Color Codes: <=0 >=100 >=200

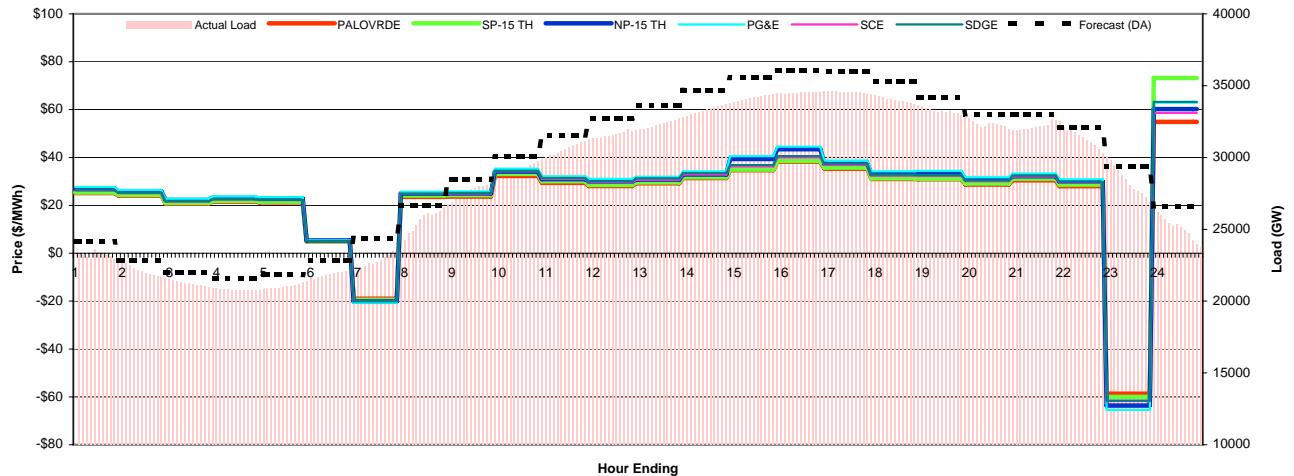
Day-Ahead Prices and Cleared Load

	HE1	HE2	HE3	HE4	HE5	HE6	HE7	HE8	HE9	HE10	HE11	HE12	HE13	HE14	HE15	HE16	HE17	HE18	HE19	HE20	HE21	HE22	HE23	HE24
PG&E	18.97	18.91	15.06	12.81	18.23	18.74	22.90	25.17	28.87	28.82	30.31	30.52	31.45	33.21	34.53	35.35	34.23	32.00	31.29	29.63	30.66	29.69	25.81	22.19
SCE	17.86	17.60	14.03	11.92	16.92	17.62	21.65	23.69	27.06	27.36	28.76	28.87	29.77	31.39	32.60	33.28	32.35	30.30	29.23	28.11	29.36	28.55	24.57	21.04
SDGE	17.96	17.72	14.10	11.98	16.98	17.71	21.82	23.77	27.23	27.58	29.14	29.34	30.30	31.98	33.24	33.86	32.80	30.76	29.59	28.36	29.61	28.78	24.65	21.11
NP-15 TH	18.50	18.40	14.67	12.49	17.75	18.29	22.33	24.43	27.95	27.81	29.17	29.35	30.21	31.83	33.13	33.95	32.88	30.83	30.22	28.62	29.59	28.72	25.06	21.59
SP-15 TH	17.33	17.10	13.63	11.59	16.45	17.12	21.10	23.03	26.27	26.52	27.85	27.89	28.77	30.39	31.57	32.22	31.31	29.32	28.31	27.26	28.53	27.74	23.79	20.41
PALOVPRDE	17.21	16.98	13.55	11.52	16.33	17.00	20.71	22.59	25.78	26.00	27.37	27.51	28.40	30.00	31.24	31.86	30.97	28.99	27.96	26.77	27.86	27.08	23.41	20.18
Forecast	24.2	22.8	22.0	21.6	21.8	22.8	24.4	26.7	28.5	30.0	31.5	32.7	33.6	34.7	35.6	36.0	36.0	35.3	34.2	33.0	33.0	32.1	29.4	26.6



Preliminary Real-Time Prices with Forecasted and Actual System Load

	HE1	HE2	HE3	HE4	HE5	HE6	HE7	HE8	HE9	HE10	HE11	HE12	HE13	HE14	HE15	HE16	HE17	HE18	HE19	HE20	HE21	HE22	HE23	HE24
Palovrde	25.13	24.05	20.73	21.55	21.27	4.93	-18.98	23.52	23.69	32.32	29.40	28.07	29.25	31.41	34.67	38.27	35.29	31.00	30.88	28.66	30.46	27.99	-58.67	54.91
sp15	25.42	24.39	21.01	21.85	21.58	5.01	-19.41	24.12	24.29	33.15	30.06	28.55	29.63	31.76	34.98	38.60	35.74	31.32	31.09	29.12	31.15	28.66	-59.99	73.19
np15	26.98	25.80	22.27	23.16	22.82	5.38	-20.14	24.95	25.01	34.07	30.97	29.93	30.76	32.89	39.35	43.45	37.35	33.05	33.31	30.76	32.18	29.92	-63.64	60.26
pgae	27.69	26.44	22.81	23.73	23.38	5.48	-20.65	25.68	25.84	35.32	32.18	31.08	31.98	34.23	40.55	44.53	38.71	34.24	34.45	31.76	33.27	30.92	-65.40	62.94
sce	26.19	25.08	21.60	22.48	22.19	5.15	-19.91	24.84	25.03	34.22	31.05	29.59	30.69	32.89	36.24	39.99	36.94	32.45	32.26	30.05	32.02	29.45	-61.74	58.61
sdge	26.35	25.26	21.72	22.56	22.29	5.17	-20.05	24.87	25.21	34.46	31.42	30.04	31.26	33.49	36.83	40.58	37.46	32.83	32.63	30.41	32.44	29.73	-61.55	63.27
Forecast-Load	1.0	0.9	0.9	0.8	0.7	0.9	1.3	0.7	0.7	0.8	0.8	1.1	1.2	1.3	1.3	1.5	1.5	1.4	1.0	0.8	0.8	1.1	1.6	1.8
Load	23.13	21.96	21.14	20.76	21.08	21.94	23.07	25.92	27.81	29.24	30.73	31.64	32.42	33.42	34.22	34.50	33.90	33.11	32.19	32.19	31.01	27.80	24.84	



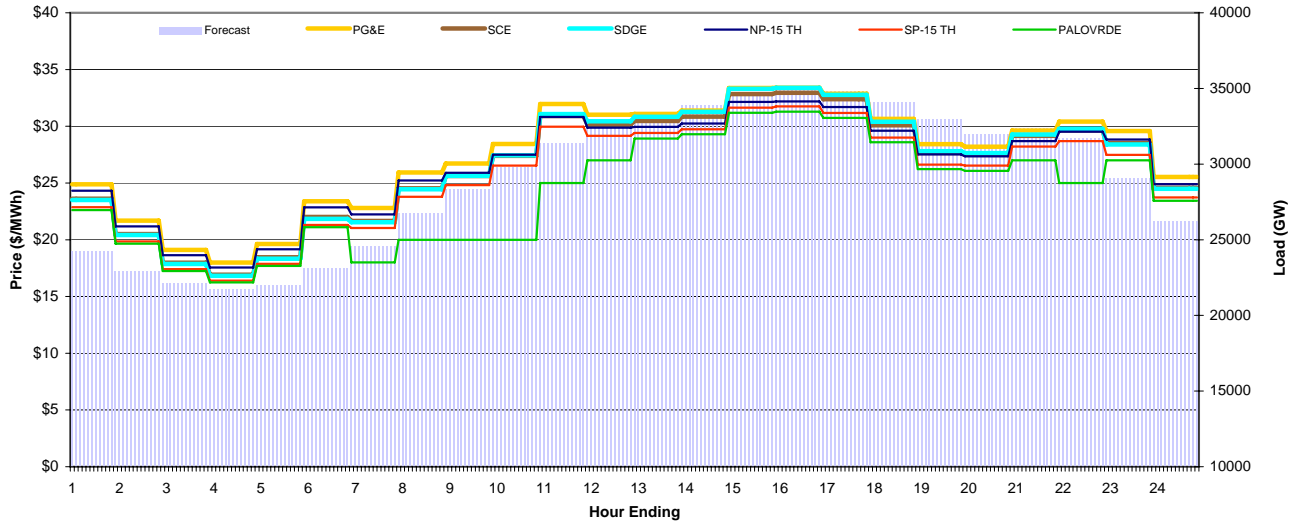
CAISO Daily Report

Thursday June 25, 2009

Price Color Codes: <=0 >=100 >=200

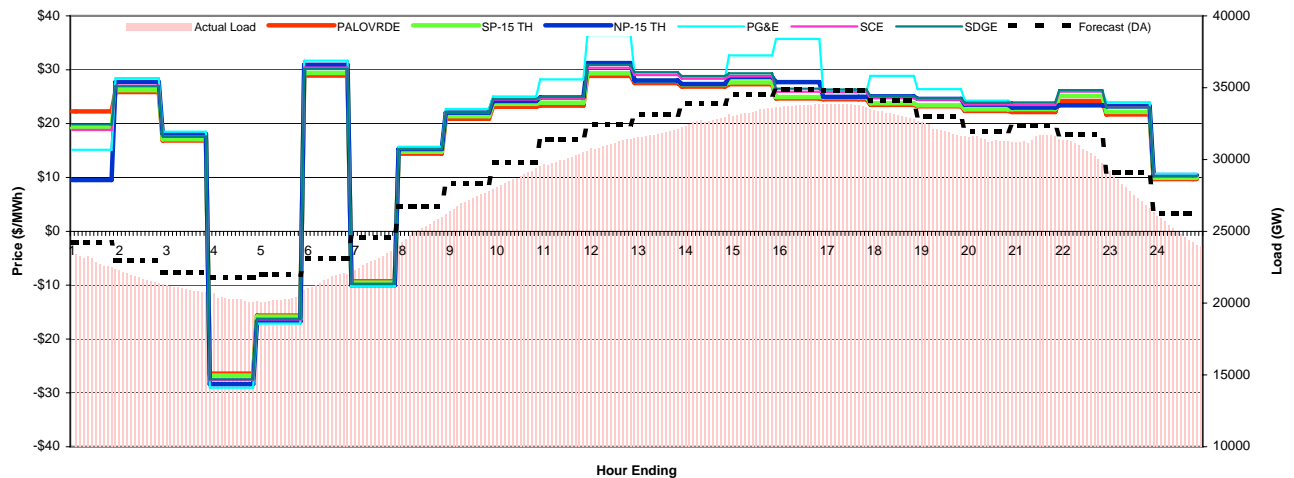
Day-Ahead Prices and Cleared Load

	HE1	HE2	HE3	HE4	HE5	HE6	HE7	HE8	HE9	HE10	HE11	HE12	HE13	HE14	HE15	HE16	HE17	HE18	HE19	HE20	HE21	HE22	HE23	HE24
PG&E	24.88	21.69	19.10	17.99	19.63	23.39	22.80	25.92	26.72	28.44	31.97	31.02	31.08	31.38	33.37	33.40	32.87	30.65	28.42	28.20	29.63	30.41	29.57	25.53
SCE	23.62	20.49	17.97	16.92	18.45	22.01	21.66	24.54	25.62	27.39	30.90	30.16	30.46	30.85	32.84	32.95	32.38	30.09	27.64	27.48	29.16	29.63	28.52	24.58
SDGE	23.51	20.41	17.86	16.82	18.33	21.84	21.54	24.45	25.63	27.44	31.07	30.44	30.84	31.27	33.30	33.38	32.76	30.40	27.81	27.64	29.27	29.78	28.40	24.50
NP-15 TH	24.32	21.18	18.63	17.55	19.16	22.86	22.24	25.23	25.91	27.50	30.83	29.88	29.95	30.24	32.15	32.18	31.69	29.61	27.52	27.36	28.69	29.52	28.83	24.90
SP-15 TH	22.87	19.85	17.42	16.40	17.88	21.31	21.04	23.79	24.82	26.53	29.96	29.16	29.41	29.74	31.64	31.75	31.17	29.01	26.62	26.53	28.21	28.70	27.48	23.73
PALOVDRDE	22.62	19.66	17.24	16.24	17.70	21.10	18.00	20.00	20.00	25.00	27.00	28.91	29.29	31.19	31.29	30.73	28.59	26.22	26.07	27.00	25.00	27.00	23.44	
Forecast	24.2	22.9	22.1	21.8	22.0	23.1	24.6	26.7	28.3	29.8	31.4	32.5	33.1	33.9	34.5	34.9	34.8	34.1	33.0	32.0	32.3	31.7	29.1	26.3



Preliminary Real-Time Prices with Forecasted and Actual System Load

	HE1	HE2	HE3	HE4	HE5	HE6	HE7	HE8	HE9	HE10	HE11	HE12	HE13	HE14	HE15	HE16	HE17	HE18	HE19	HE20	HE21	HE22	HE23	HE24
Palovrde	22.25	25.86	16.86	-26.42	-15.63	28.93	-9.29	14.41	20.89	23.12	23.33	28.85	27.53	26.88	27.32	24.67	24.53	23.49	23.21	22.35	22.13	24.21	21.70	9.71
sp15	19.16	26.22	17.09	-26.79	-15.84	29.40	-9.51	14.79	21.36	23.65	23.88	29.34	27.97	27.28	27.65	24.94	24.89	23.78	23.38	22.65	22.68	25.13	22.19	9.93
np15	9.52	27.74	18.05	-28.37	-16.74	30.91	-9.98	15.28	22.03	24.20	24.86	31.25	27.99	27.33	28.63	27.69	24.97	25.06	24.58	23.52	22.99	23.40	23.28	10.43
pgae	15.14	28.43	18.49	-29.05	-17.14	31.68	-10.21	15.71	22.71	25.02	28.22	36.44	29.12	28.47	32.65	35.72	26.02	28.86	26.38	24.27	23.78	25.97	23.95	10.69
sce	18.83	27.06	17.64	-27.64	-16.34	30.39	-9.79	15.27	22.10	24.47	24.68	30.38	29.00	28.32	28.78	25.92	25.83	24.69	24.42	23.54	23.45	25.96	23.01	10.29
sdge	19.83	26.91	17.53	-27.47	-16.24	30.13	-9.75	15.24	22.16	24.59	24.92	30.90	29.56	28.83	29.34	26.49	26.33	25.09	24.72	23.91	23.91	26.22	22.99	10.23
Forecast-Load	1.4	1.3	1.3	1.5	1.6	1.3	1.3	1.3	1.0	0.9	1.3	1.3	1.2	1.1	1.1	1.1	1.1	1.1	1.1	0.6	0.9	1.3	1.6	1.5
Load	22.83	21.67	20.89	20.21	20.39	21.76	23.27	25.44	27.34	28.90	30.14	31.15	31.89	32.77	33.38	33.77	33.73	33.02	31.93	31.33	31.46	30.41	27.44	24.74



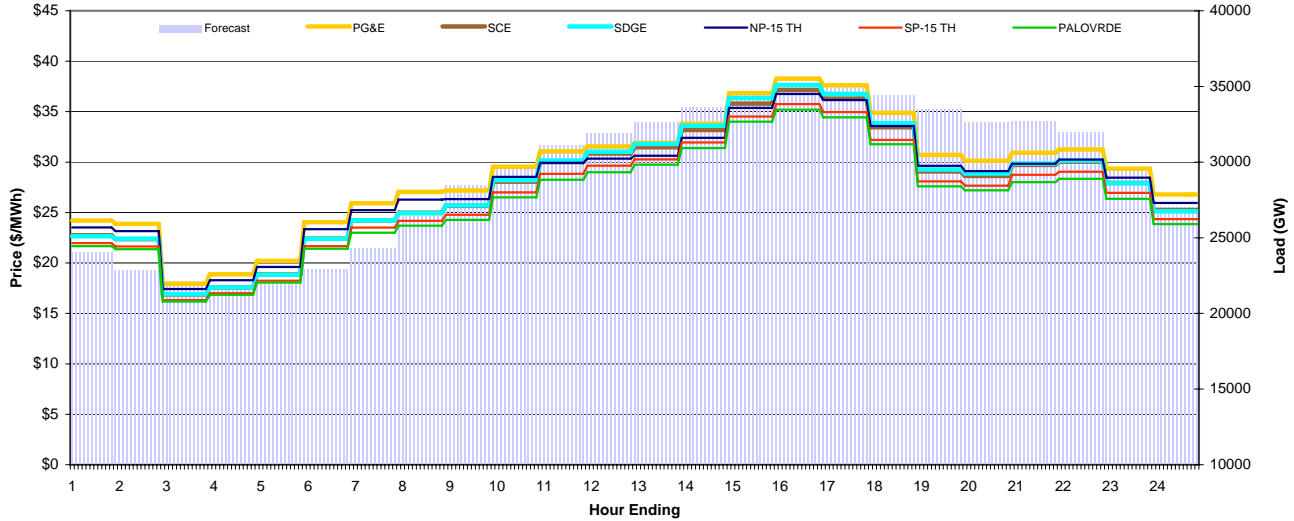
CAISO Daily Report

Friday June 26, 2009

Price Color Codes: <=0 >=100 >=200

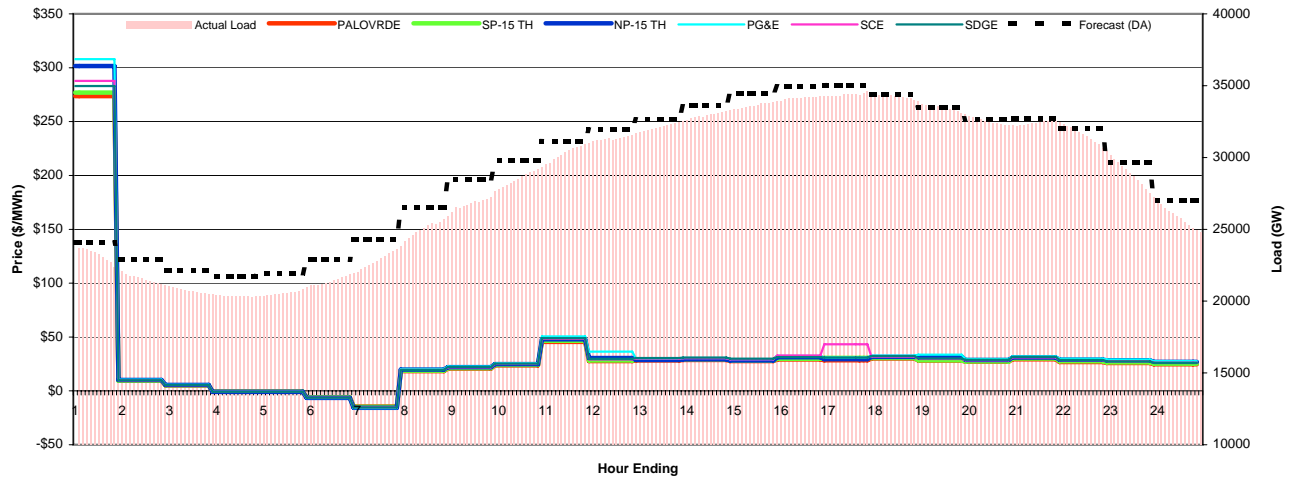
Day-Ahead Prices and Cleared Load

	HE1	HE2	HE3	HE4	HE5	HE6	HE7	HE8	HE9	HE10	HE11	HE12	HE13	HE14	HE15	HE16	HE17	HE18	HE19	HE20	HE21	HE22	HE23	HE24
PG&E	24.21	23.87	17.94	18.87	20.20	24.04	25.92	27.05	27.19	29.54	31.06	31.55	31.92	33.80	36.83	38.28	37.63	34.88	30.71	30.13	30.92	31.25	29.34	26.79
SCE	22.75	22.37	16.88	17.58	18.86	22.42	24.23	24.99	25.66	28.06	30.00	30.84	31.48	33.18	35.81	37.14	36.28	33.45	29.07	28.63	29.72	30.04	27.94	25.25
SDGE	22.66	22.40	16.91	17.58	18.82	22.39	24.23	24.94	25.72	28.21	30.15	31.02	31.80	33.61	36.36	37.63	36.76	33.85	29.27	28.87	29.85	30.15	27.90	25.12
NP-15 TH	23.52	23.15	17.41	18.29	19.61	23.34	25.24	26.28	26.34	28.54	29.93	30.34	30.63	32.40	35.37	36.75	36.15	33.58	29.63	29.11	29.83	30.25	28.45	25.95
SP-15 TH	21.96	21.63	16.32	17.00	18.25	21.67	23.51	24.17	24.78	26.99	28.83	29.65	30.26	31.95	34.52	35.75	34.95	32.20	28.09	27.67	28.74	29.04	26.94	24.35
PALOVNRDE	21.67	21.37	16.18	16.84	18.05	21.41	23.00	23.70	24.28	26.51	28.25	29.00	29.73	31.39	34.00	35.20	34.44	31.77	27.59	27.21	28.01	28.34	26.35	23.86
Forecast	24.1	22.9	22.1	21.7	21.9	22.9	24.3	26.5	28.5	29.8	31.1	31.9	32.7	33.6	34.5	34.9	35.0	34.4	33.5	32.6	32.7	32.0	29.6	27.0



Preliminary Real-Time Prices with Forecasted and Actual System Load

	HE1	HE2	HE3	HE4	HE5	HE6	HE7	HE8	HE9	HE10	HE11	HE12	HE13	HE14	HE15	HE16	HE17	HE18	HE19	HE20	HE21	HE22	HE23	HE24
Palovrde	273.66	9.40	5.16	-0.74	-0.75	-6.02	-14.52	18.40	20.72	23.61	45.46	27.66	28.24	28.74	27.73	29.18	28.42	30.11	28.12	27.03	29.32	26.86	25.84	24.70
sp15	276.92	9.51	5.22	-0.75	-0.75	-6.11	-14.86	18.83	21.18	24.06	46.48	28.24	28.90	29.35	28.17	29.83	30.58	30.58	28.45	27.44	30.06	27.60	26.44	25.25
np15	301.52	10.16	5.57	-0.79	-0.78	-6.55	-15.67	19.87	22.02	24.88	47.94	30.45	28.67	29.33	28.32	31.19	29.52	31.47	31.90	28.72	30.90	28.96	28.36	27.01
pgae	307.93	10.41	5.71	-0.81	-0.80	-6.70	-16.03	20.39	22.66	25.68	50.52	36.48	29.88	30.56	29.45	32.47	30.92	32.69	33.61	29.65	31.96	29.85	29.10	27.70
sce	287.71	9.84	5.40	-0.77	-0.77	-6.31	-15.28	19.46	21.92	25.00	48.39	29.36	30.04	30.42	29.25	32.94	43.28	31.71	29.63	28.49	31.11	28.54	27.46	26.19
sdge	282.98	9.85	5.40	-0.77	-0.77	-6.32	-15.39	19.53	22.16	25.31	48.86	29.76	30.48	31.02	29.84	31.45	31.00	32.27	30.01	28.85	31.54	28.77	27.45	26.02
Forecast-Load	1.0	1.4	1.4	1.4	1.3	1.4	1.2	1.3	1.5	1.1	0.7	0.5	0.5	0.6	0.8	0.8	0.6	0.3	0.1	0.2	0.3	0.7	1.2	1.4
Load	23.02	21.43	20.65	20.33	20.63	21.51	23.07	25.24	26.97	28.71	30.47	31.39	32.19	33.01	33.66	34.17	34.40	34.14	33.35	32.41	32.40	31.28	28.47	25.61



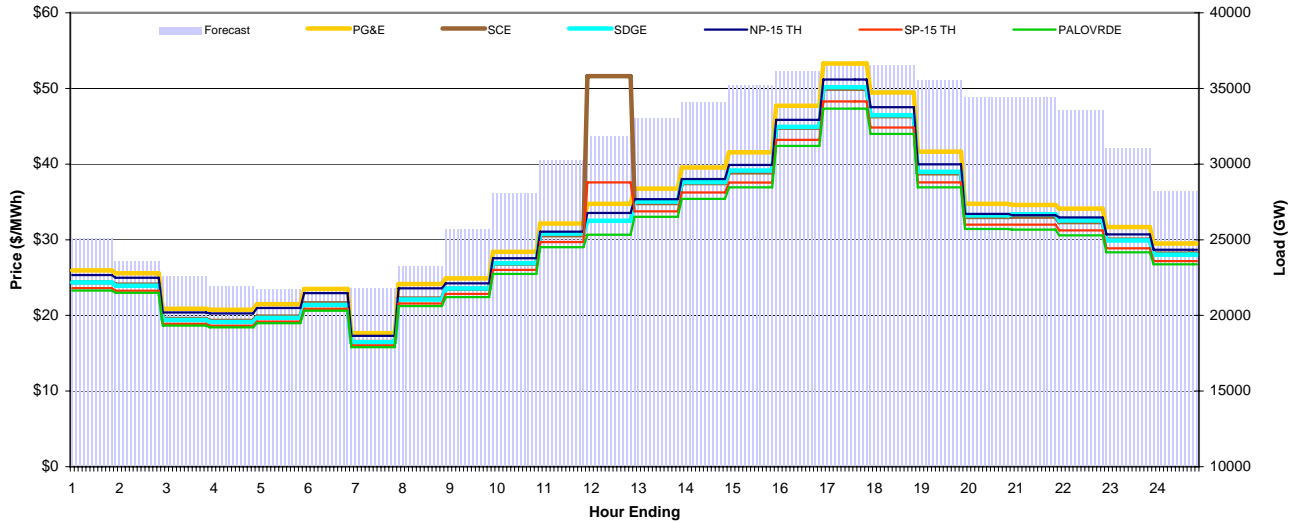
CAISO Daily Report

Saturday June 27, 2009

Price Color Codes: <=0 >=100 >=200

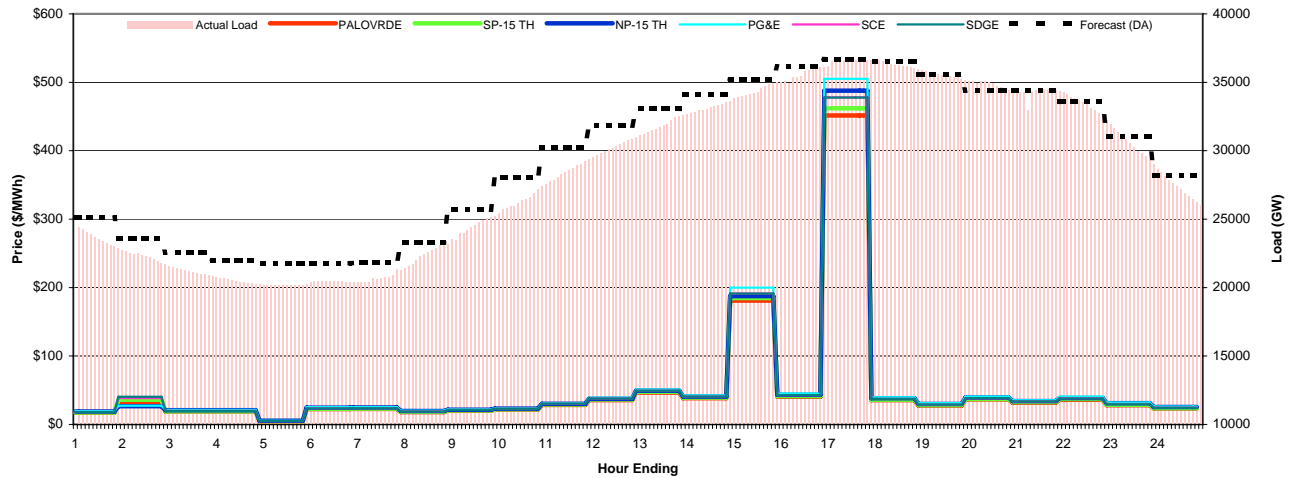
Day-Ahead Prices and Cleared Load

	HE1	HE2	HE3	HE4	HE5	HE6	HE7	HE8	HE9	HE10	HE11	HE12	HE13	HE14	HE15	HE16	HE17	HE18	HE19	HE20	HE21	HE22	HE23	HE24
PG&E	25.95	25.56	20.87	20.74	21.49	23.50	17.67	24.14	24.90	28.40	32.15	34.76	36.75	39.54	41.55	47.70	53.30	49.46	41.64	34.75	34.60	34.12	31.68	29.50
SCE	24.39	24.06	19.53	19.27	19.83	21.59	16.48	22.23	23.52	26.84	30.61	51.62	34.86	37.49	38.92	44.81	49.98	46.34	38.79	33.01	33.05	32.34	30.00	28.17
SDGE	24.37	23.92	19.39	19.12	19.68	21.37	16.46	22.11	23.57	26.90	30.81	32.51	35.04	37.62	39.14	44.93	50.17	46.45	38.98	33.22	33.36	32.54	29.91	28.01
NP-15 TH	25.34	24.97	20.40	20.26	20.99	22.95	17.30	23.59	24.24	27.56	31.08	33.55	35.36	38.02	39.89	45.84	51.17	47.52	39.98	33.41	33.26	32.95	30.72	28.68
SP-15 TH	23.60	23.26	18.88	18.64	19.19	20.87	16.03	21.57	22.84	26.02	29.68	37.58	33.76	36.24	37.55	43.22	48.29	44.83	37.58	32.00	32.00	31.24	28.86	27.17
PALOV RDE	23.28	22.98	18.66	18.43	18.97	20.63	15.81	21.22	22.43	25.49	29.02	30.66	33.03	35.40	36.93	42.40	47.32	44.00	36.93	31.42	31.34	30.59	28.34	26.75
Forecast	25.1	23.6	22.6	22.0	21.7	21.8	21.8	23.3	25.7	28.1	30.2	31.8	33.1	34.1	35.2	36.1	36.7	36.5	35.6	34.4	34.4	33.6	31.1	28.2



Preliminary Real-Time Prices with Forecasted and Actual System Load

	HE1	HE2	HE3	HE4	HE5	HE6	HE7	HE8	HE9	HE10	HE11	HE12	HE13	HE14	HE15	HE16	HE17	HE18	HE19	HE20	HE21	HE22	HE23	HE24
Palovrde	17.27	31.45	18.85	18.96	4.74	22.52	22.63	18.08	20.09	21.64	28.43	35.59	46.54	38.38	181.03	40.49	451.45	35.48	27.56	36.45	31.75	36.01	28.12	23.27
sp15	17.61	36.09	19.16	19.25	4.80	22.88	23.08	18.50	20.63	22.18	29.15	36.53	47.63	39.25	184.68	41.39	461.98	36.21	28.22	37.27	32.64	37.14	28.85	23.78
np15	19.02	26.65	20.79	20.84	5.27	24.65	24.76	19.72	21.63	23.06	30.16	37.48	49.33	40.76	187.49	43.36	487.88	38.33	29.95	39.34	34.13	38.60	31.10	25.58
pgae	19.46	27.36	21.24	21.30	5.41	25.20	25.25	20.16	22.18	23.72	31.13	38.95	51.04	42.44	200.03	45.24	505.10	39.71	30.99	40.79	35.23	40.75	31.97	26.25
sce	18.23	38.60	19.85	19.92	4.98	23.68	23.78	19.07	21.27	22.91	30.16	37.81	49.27	40.63	191.24	42.89	478.04	37.43	29.09	38.39	33.61	38.30	29.89	24.63
sdge	18.11	40.40	19.62	19.72	4.91	23.44	23.57	18.96	21.26	23.00	30.29	37.81	49.28	40.67	191.24	42.77	477.74	37.36	28.92	38.30	33.67	37.91	29.55	24.23
Forecast-Load	1.6	1.4	1.4	1.5	1.5	1.3	1.0	0.6	1.1	1.5	1.6	1.4	1.1	0.8	0.7	0.5	0.1	0.3	0.1	-0.4	0.2	0.4	0.9	1.1
Load	23.53	22.18	21.12	20.43	20.21	20.45	20.81	22.63	24.61	26.51	28.66	30.42	31.98	33.24	34.49	35.70	36.62	36.25	35.46	34.76	34.28	33.19	30.20	27.07



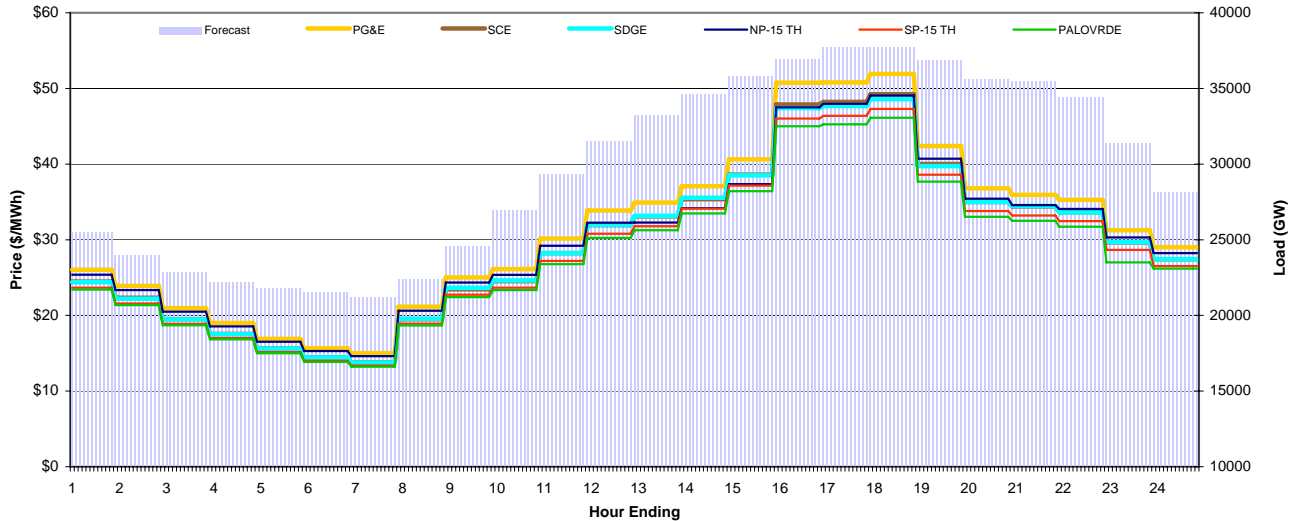
CAISO Daily Report

Sunday June 28, 2009

Price Color Codes: <=0 >=100 >=200

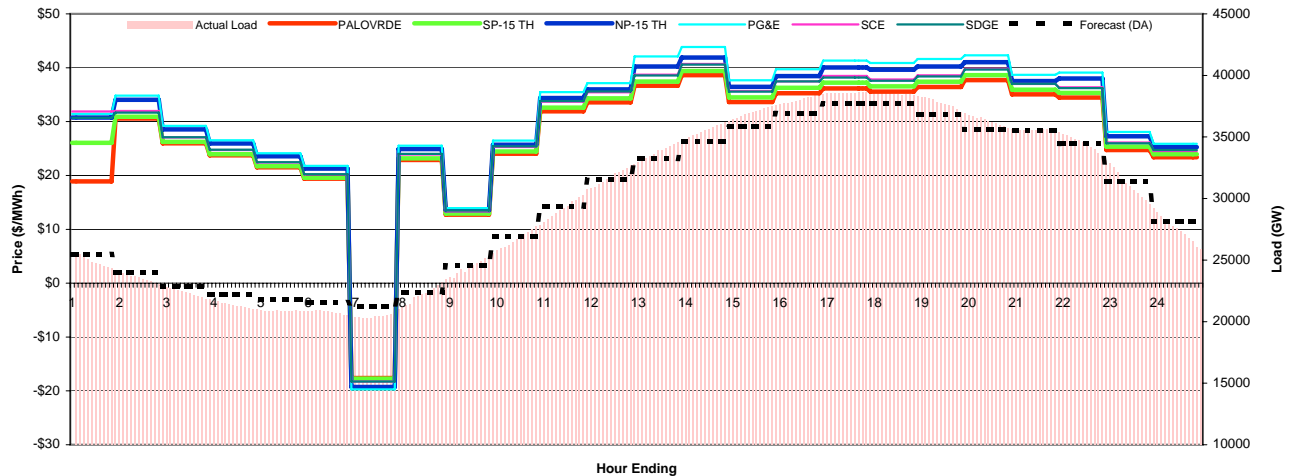
Day-Ahead Prices and Cleared Load

	HE1	HE2	HE3	HE4	HE5	HE6	HE7	HE8	HE9	HE10	HE11	HE12	HE13	HE14	HE15	HE16	HE17	HE18	HE19	HE20	HE21	HE22	HE23	HE24
PG&E	26.03	23.90	20.96	18.99	16.90	15.65	14.99	21.15	25.02	26.12	30.17	33.85	34.92	37.07	40.64	50.76	50.80	51.91	42.39	36.79	35.94	35.29	31.26	29.01
SCE	24.48	22.34	19.51	17.55	15.63	14.44	13.79	19.49	23.45	24.53	28.23	31.93	33.10	35.35	38.61	47.88	48.21	49.24	40.01	35.00	34.41	33.66	29.66	27.44
SDGE	24.39	22.21	19.48	17.52	15.61	14.44	13.77	19.57	23.64	24.63	28.23	31.99	33.16	35.55	38.50	47.39	47.68	48.58	39.74	34.98	34.46	33.62	29.69	27.42
NP-15 TH	25.37	23.35	20.49	18.55	16.51	15.29	14.62	20.62	24.35	25.37	29.20	32.26	32.26	34.18	37.35	47.50	47.97	49.07	40.72	35.42	34.59	34.07	30.31	28.23
SP-15 TH	23.67	21.58	18.89	17.00	15.14	13.99	13.36	18.91	22.74	23.67	27.21	30.79	31.78	34.11	37.16	46.02	46.38	47.29	38.60	33.79	33.20	32.46	28.66	26.52
PALOVPRDE	23.40	21.37	18.70	16.84	15.00	13.86	13.23	18.68	22.43	23.36	26.78	30.25	31.25	33.49	36.42	45.00	45.26	46.13	37.68	33.03	32.50	31.72	27.00	26.18
Forecast	25.5	24.0	22.9	22.2	21.8	21.6	21.2	22.4	24.6	26.9	29.4	31.5	33.2	34.7	35.8	36.9	37.7	37.7	36.8	35.6	35.5	34.4	31.4	28.1



Preliminary Real-Time Prices with Forecasted and Actual System Load

	HE1	HE2	HE3	HE4	HE5	HE6	HE7	HE8	HE9	HE10	HE11	HE12	HE13	HE14	HE15	HE16	HE17	HE18	HE19	HE20	HE21	HE22	HE23	HE24
Palovrde	18.89	30.58	25.96	23.75	21.53	19.41	-17.60	22.89	12.72	24.02	31.91	33.58	36.67	38.61	33.64	35.27	36.16	35.57	36.44	37.70	35.05	34.45	24.73	23.40
sp15	26.07	30.90	26.23	23.96	21.72	19.57	-17.73	23.16	12.94	24.44	32.59	34.33	37.43	39.39	34.50	36.28	37.21	36.55	37.42	38.62	35.92	35.32	25.34	23.94
np15	30.74	34.05	28.56	25.95	23.57	21.27	-19.29	24.91	13.55	25.71	34.37	35.97	40.24	41.90	36.46	38.45	40.06	39.64	40.22	41.02	37.54	37.99	27.27	25.25
pgae	31.44	34.81	29.20	26.54	24.12	21.77	-19.73	25.52	13.94	26.48	35.46	37.14	42.10	43.84	37.68	39.73	41.34	40.88	41.62	42.29	38.70	39.10	28.07	25.87
sce	31.88	31.96	27.05	24.71	22.39	20.17	-18.27	23.88	13.34	25.27	33.69	35.46	38.72	40.70	35.67	37.47	38.48	37.83	38.60	39.82	36.98	36.37	26.12	24.53
sdge	30.68	31.68	27.11	24.78	22.46	20.25	-18.27	24.01	13.50	25.39	33.80	35.59	38.57	40.60	35.57	37.46	38.19	37.57	38.39	39.65	37.01	36.22	25.97	24.72
Forecast-Load	0.7	0.6	0.7	0.9	1.0	0.9	0.7	-0.1	-0.1	0.0	-0.2	-0.5	-0.8	-1.1	-1.3	-1.2	-0.9	-0.7	-0.7	-0.5	0.0	0.3	0.8	1.0
Load	24.75	23.37	22.20	21.24	20.85	20.69	20.54	22.46	24.66	26.97	29.56	31.99	34.01	35.70	37.12	38.12	38.57	38.45	37.53	36.12	35.49	34.15	30.59	27.10



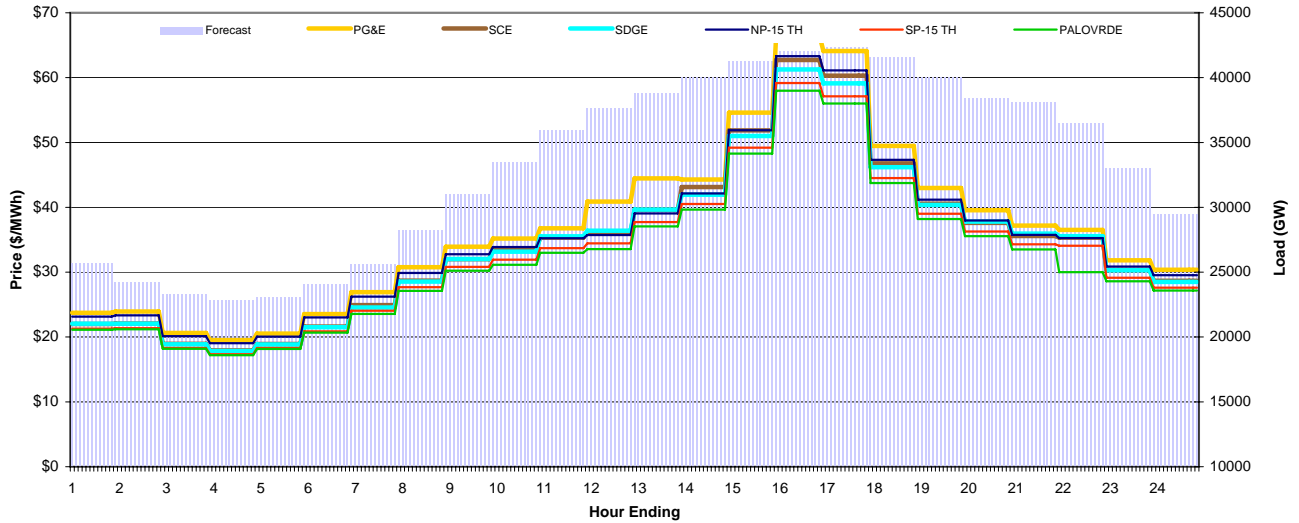
CAISO Daily Report

Monday June 29, 2009

Price Color Codes: <=0 >=100 >=200

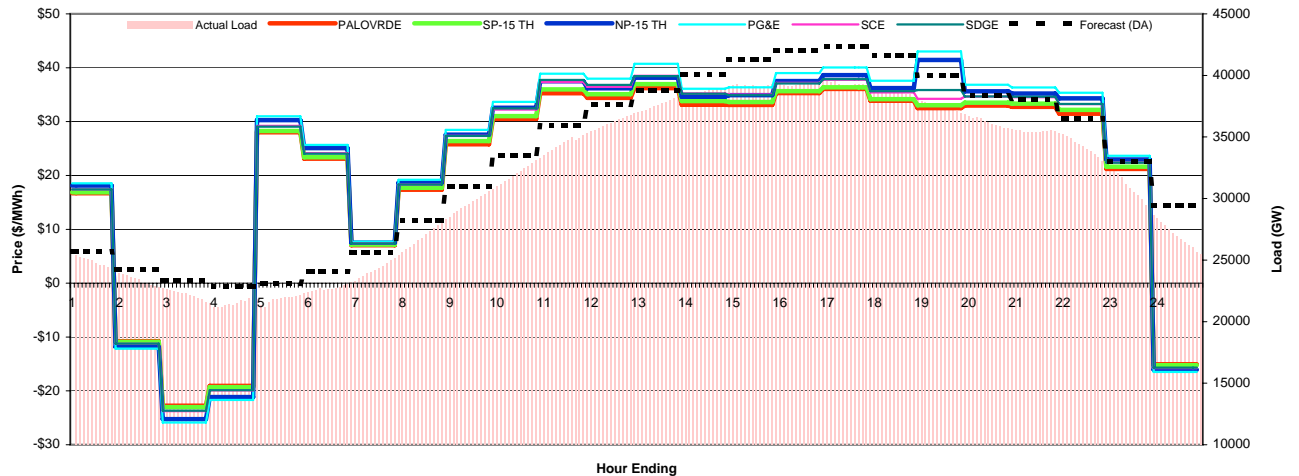
Day-Ahead Prices and Cleared Load

	HE1	HE2	HE3	HE4	HE5	HE6	HE7	HE8	HE9	HE10	HE11	HE12	HE13	HE14	HE15	HE16	HE17	HE18	HE19	HE20	HE21	HE22	HE23	HE24
PG&E	23.74	23.94	20.64	19.51	20.53	23.54	26.91	30.77	33.93	35.19	36.78	40.88	44.47	44.29	54.61	66.56	64.10	49.48	42.97	39.55	37.17	36.52	31.82	30.36
SCE	22.02	22.09	18.94	17.93	18.93	21.62	24.92	28.69	32.01	33.67	35.35	36.10	39.62	43.14	51.85	62.73	60.30	46.79	40.56	37.61	35.59	35.34	30.35	28.67
SDGE	22.06	22.06	18.88	17.85	18.85	21.51	24.55	28.56	32.02	33.15	35.52	36.40	39.66	41.95	51.01	61.27	59.12	46.18	40.37	37.80	35.95	35.55	30.29	28.50
NP-15 TH	23.14	23.35	20.12	19.04	20.05	23.01	26.23	29.87	32.78	33.88	35.23	35.74	39.07	42.16	51.88	63.32	61.12	47.32	41.18	37.97	35.76	35.25	30.87	29.54
SP-15 TH	21.30	21.36	18.32	17.33	18.31	20.89	24.05	27.67	30.81	31.93	33.71	34.43	37.72	40.50	49.21	59.18	57.12	44.51	39.01	36.26	34.30	34.07	29.14	27.61
PALOV RDE	21.13	21.20	18.18	17.20	18.16	20.68	23.57	27.12	30.23	31.14	33.00	33.57	37.05	39.64	48.29	57.99	56.00	43.76	38.19	35.54	33.51	30.00	28.60	27.17
Forecast	25.7	24.2	23.3	22.9	23.1	24.1	25.6	28.3	31.0	33.5	35.9	37.6	38.8	40.1	41.3	42.0	42.3	41.6	40.0	38.4	38.1	36.5	33.0	29.5



Preliminary Real-Time Prices with Forecasted and Actual System Load

	HE1	HE2	HE3	HE4	HE5	HE6	HE7	HE8	HE9	HE10	HE11	HE12	HE13	HE14	HE15	HE16	HE17	HE18	HE19	HE20	HE21	HE22	HE23	HE24
Palovrde	16.69	-10.77	-22.76	-19.07	28.00	23.11	7.04	17.34	25.78	30.50	35.27	34.42	36.21	33.11	33.10	35.30	36.06	33.87	32.51	32.98	32.73	31.45	21.22	-15.07
sp15	16.88	-10.90	-23.03	-19.30	28.26	23.37	7.16	17.71	26.39	31.02	35.97	35.09	36.96	33.82	33.64	35.66	36.37	34.17	33.03	33.50	33.35	32.19	21.63	-15.24
np15	18.13	-11.86	-25.25	-21.15	30.29	25.09	7.51	18.66	27.58	32.58	37.49	36.17	38.14	34.61	34.90	37.52	38.61	36.22	41.44	35.62	35.19	34.32	22.96	-16.08
pgae	18.55	-12.14	-25.87	-21.68	30.98	25.67	7.71	19.20	28.45	33.66	38.89	37.96	40.74	36.10	36.36	39.01	40.04	37.58	43.02	36.85	36.34	35.37	23.64	-16.48
sce	17.41	-11.25	-23.76	-19.89	29.19	24.16	7.40	18.30	27.37	32.23	37.35	36.44	38.51	35.24	35.02	37.20	37.75	35.42	34.23	34.63	34.51	33.24	22.38	-15.76
sdge	17.42	-11.21	-23.68	-19.86	29.07	24.05	7.37	18.30	27.34	32.46	37.72	36.82	38.46	35.18	34.90	37.07	37.88	35.64	35.85	34.68	34.62	33.28	22.36	-15.68
Forecast-Load	1.0	1.1	1.3	1.4	1.2	1.3	1.1	1.1	1.2	1.1	1.3	1.3	1.0	1.3	2.1	2.7	3.1	3.1	2.7	2.4	2.7	2.7	2.6	2.9
Load	24.69	23.17	22.01	21.50	21.91	22.78	24.49	27.18	29.86	32.33	34.65	36.30	37.76	38.79	39.16	39.36	39.25	38.52	37.28	36.04	35.40	33.84	30.38	26.58



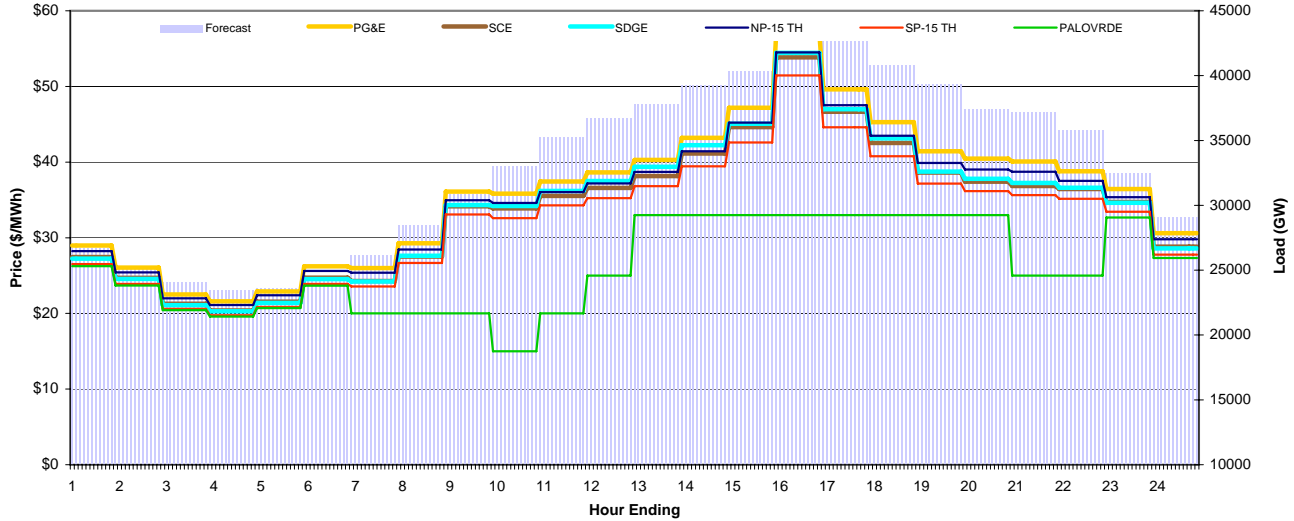
CAISO Daily Report

Tuesday June 30, 2009

Price Color Codes: <=0 >=100 >=200

Day-Ahead Prices and Cleared Load

	HE1	HE2	HE3	HE4	HE5	HE6	HE7	HE8	HE9	HE10	HE11	HE12	HE13	HE14	HE15	HE16	HE17	HE18	HE19	HE20	HE21	HE22	HE23	HE24
PG&E	28.98	26.05	22.51	21.59	22.91	26.23	25.98	29.26	36.11	35.82	37.43	38.64	40.29	43.20	47.19	56.97	49.62	45.28	41.43	40.46	40.08	38.79	36.44	30.59
SCE	27.45	24.70	21.28	20.39	21.56	24.72	24.28	27.51	34.16	33.88	35.52	36.60	38.16	41.13	44.62	53.85	46.66	42.53	38.62	37.42	36.84	36.44	34.72	28.82
SDGE	27.24	24.56	21.09	20.27	21.39	24.54	24.21	27.63	34.32	34.19	36.19	37.50	39.37	42.22	45.07	54.44	46.89	43.14	38.75	37.79	37.25	36.61	34.61	28.59
NP-15 TH	28.24	25.42	22.00	21.10	22.40	25.62	25.38	28.45	34.96	34.59	36.04	37.19	38.70	41.42	45.22	54.49	47.53	43.48	39.89	39.02	38.71	37.53	35.36	29.80
SP-15 TH	26.53	23.90	20.59	19.75	20.86	23.90	23.56	26.67	33.07	32.60	34.28	35.24	36.83	39.45	42.60	51.45	44.61	40.78	37.17	36.16	35.64	35.16	33.43	27.76
PALOVORDE	26.24	23.69	20.42	19.59	20.70	23.66	20.00	20.00	20.00	15.00	20.00	25.00	33.00	33.00	33.00	33.00	33.00	33.00	33.00	33.00	25.00	25.00	32.68	27.33
Forecast	26.7	25.1	24.0	23.5	23.6	24.6	26.1	28.5	30.9	33.0	35.3	36.7	37.8	39.3	40.4	41.7	42.6	40.8	39.4	37.4	37.1	35.8	32.5	29.1



Preliminary Real-Time Prices with Forecasted and Actual System Load

	HE1	HE2	HE3	HE4	HE5	HE6	HE7	HE8	HE9	HE10	HE11	HE12	HE13	HE14	HE15	HE16	HE17	HE18	HE19	HE20	HE21	HE22	HE23	HE24
Palovrde	23.62	16.08	-6.00	-28.26	8.09	21.98	9.76	-15.24	21.67	21.92	29.93	31.95	33.65	33.64	31.05	35.32	36.41	34.59	34.09	29.38	25.36	29.33	30.19	18.92
sp15	23.89	13.00	-6.06	-28.51	8.15	22.22	9.95	-15.61	22.30	22.50	30.65	32.69	34.68	37.59	31.92	35.69	36.79	34.91	34.44	29.87	25.99	30.08	30.87	19.29
np15	25.09	13.61	-6.42	-30.16	8.63	23.53	10.58	-16.38	23.11	22.97	31.08	33.36	34.86	35.02	32.33	36.69	37.88	36.59	36.73	31.71	26.87	31.16	32.07	20.25
pgae	25.74	14.00	-6.58	-30.96	8.85	24.15	10.86	-16.83	23.82	23.76	32.13	34.42	36.14	36.47	33.53	38.05	39.40	37.96	38.01	32.74	27.77	32.20	33.09	20.82
sce	24.74	13.21	-6.26	-29.46	8.44	23.00	10.28	-16.06	23.03	23.33	31.84	33.78	35.55	35.64	32.68	37.02	38.20	36.34	35.91	31.03	26.92	31.14	31.99	19.98
sdge	24.55	21.06	-6.22	-29.26	8.38	22.84	10.25	-16.10	23.23	23.71	32.39	37.01	42.30	83.27	41.13	39.65	38.98	36.93	36.20	31.19	27.04	31.15	31.71	19.78
Forecast-Load	2.0	1.9	1.9	2.0	1.8	1.8	1.7	1.6	1.5	1.9	2.4	2.5	2.5	2.9	3.4	3.7	4.3	3.4	3.1	2.6	3.0	3.4	3.3	2.8
Load	24.69	23.18	22.15	21.47	21.80	22.78	24.46	26.93	29.31	31.16	32.83	34.21	35.28	36.37	36.93	38.04	38.33	37.49	36.30	34.80	34.17	32.35	29.17	26.26

