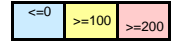


PJM Daily Report

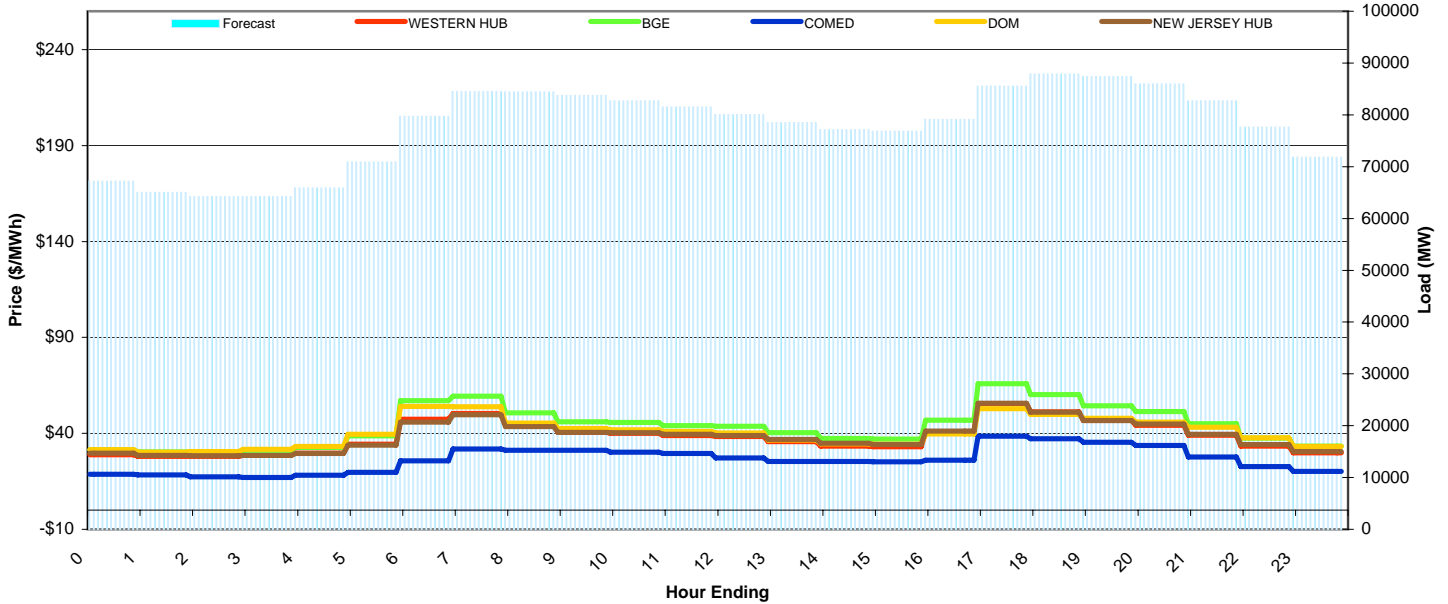
Tuesday December 01, 2009

Price Color Codes:



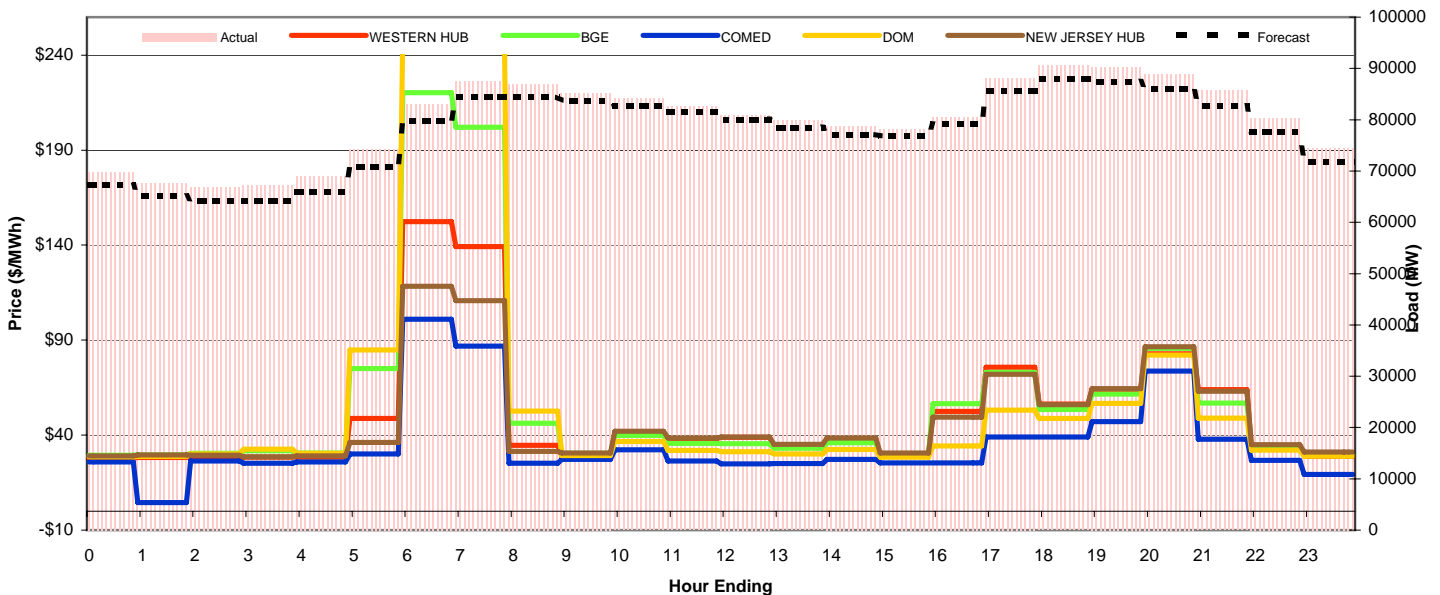
Day-Ahead Prices and Forecast Load

	HE1	HE2	HE3	HE4	HE5	HE6	HE7	HE8	HE9	HE10	HE11	HE12	HE13	HE14	HE15	HE16	HE17	HE18	HE19	HE20	HE21	HE22	HE23	HE24	avg all/peak
WESTERN HUB	28.90	28.07	28.05	28.50	29.69	34.40	47.42	50.44	44.00	40.48	40.06	38.83	38.37	35.70	33.44	33.02	40.53	55.58	51.22	46.74	44.22	38.95	33.43	29.93	38 / 42
BGE	31.426	30.309	30.387	31.17	32.695	38.718	56.986	59.414	50.639	46.116	45.73	44.076	43.727	40.386	37.44	36.966	46.9	65.905	60.281	54.411	51.43	45	37.505	33.314	44 / 48
COMED	18.701	18.27	17.308	16.972	18.224	19.73	25.718	31.798	31.191	31.273	30.144	29.457	27.158	25.396	25.404	25.199	26.049	38.502	37.269	35.363	33.776	27.712	22.766	20.234	26 / 30
DOM	31.602	30.235	30.509	31.663	33.262	39.508	53.977	53.829	45.332	42.455	41.866	41.03	40.269	36.572	34.48	34.306	39.622	52.882	49.853	47.797	45.892	43.156	37.65	33.202	40 / 43
NEW JERSEY HUB	29.67	28.51	28.34	28.56	29.48	33.88	45.80	49.62	43.53	40.57	40.38	39.55	38.84	36.78	34.89	34.27	41.15	55.73	51.07	46.68	44.92	39.48	34.27	30.60	39 / 42
DA Forecast	67.2	65.1	64.2	64.2	65.9	70.9	79.7	84.5	84.4	83.7	82.7	81.6	80.1	78.5	77.1	76.8	79.2	85.5	87.9	87.4	86.0	82.7	77.6	71.8	78 / 82



Preliminary Real-Time Prices with Forecasted and Actual System Load

	HE1	HE2	HE3	HE4	HE5	HE6	HE7	HE8	HE9	HE10	HE11	HE12	HE13	HE14	HE15	HE16	HE17	HE18	HE19	HE20	HE21	HE22	HE23	HE24	avg all/peak
WESTERN HUB	27.83	28.29	28.49	28.40	28.35	48.71	152.32	139.27	34.66	28.84	41.07	38.12	38.88	34.51	38.05	29.32	52.49	75.68	56.34	64.19	82.86	64.01	33.57	28.94	51 / 53
BGE	29.418	29.591	30.421	31.762	30.644	75.09	220.31	201.98	46.182	30.388	39.775	35.616	35.552	33.049	35.983	30.027	56.601	73.043	53.47	61.661	85.705	56.83	33.945	29.917	58 / 57
COMED	25.939	4.4572	26.385	25.17	25.892	30.03	100.95	86.868	25.139	27.235	32.241	26.326	24.896	25.11	27.217	25.29	25.291	39.031	38.942	47.084	73.686	37.78	26.703	19.385	35 / 37
DOM	28.633	28.702	30.078	32.623	30.436	84.795	249.45	244.13	52.683	29.302	36.737	31.861	31.242	30.011	32.522	28.421	34.353	53.104	48.805	56.66	82.054	48.869	32.183	28.825	58 / 55
NEW JERSEY HUB	29.00	29.55	29.40	28.54	29.08	36.13	118.33	110.77	31.46	30.60	42.10	38.51	38.96	35.08	38.44	30.56	49.50	72.06	55.99	64.44	86.56	63.02	34.94	31.17	48 / 51
Percent Forecast	3.66	3.82	4.01	4.54	4.51	4.53	4.07	3.47	2.92	1.81	1.67	1.28	1.14	1.73	2.02	1.70	1.75	2.99	2.94	3.14	3.26	3.47	3.32	3.48	
RTLload	69.751	67.652	66.924	67.265	69.033	74.262	83.108	87.538	86.955	85.293	84.124	82.614	80.977	79.862	78.707	78.158	80.563	88.178	90.59	90.227	88.897	85.685	80.286	74.411	



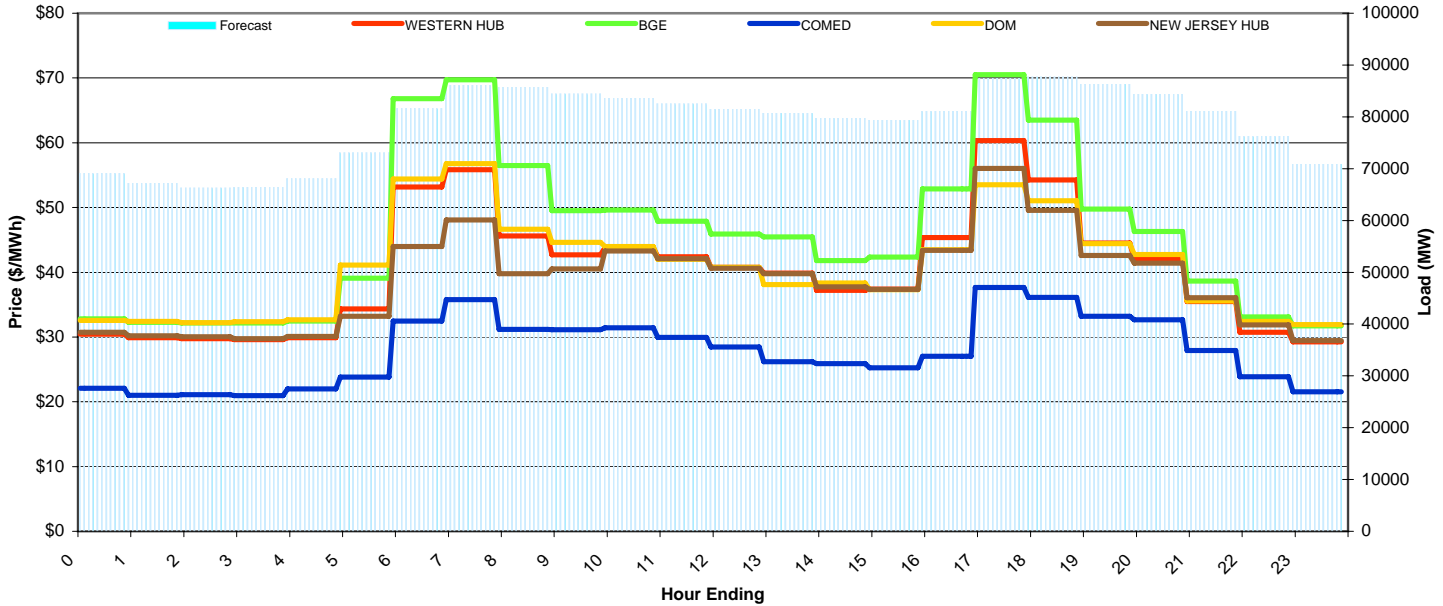
PJM Daily Report

Wednesday December 02, 2009

Price Color Codes: ≤0 ≥100 ≥200

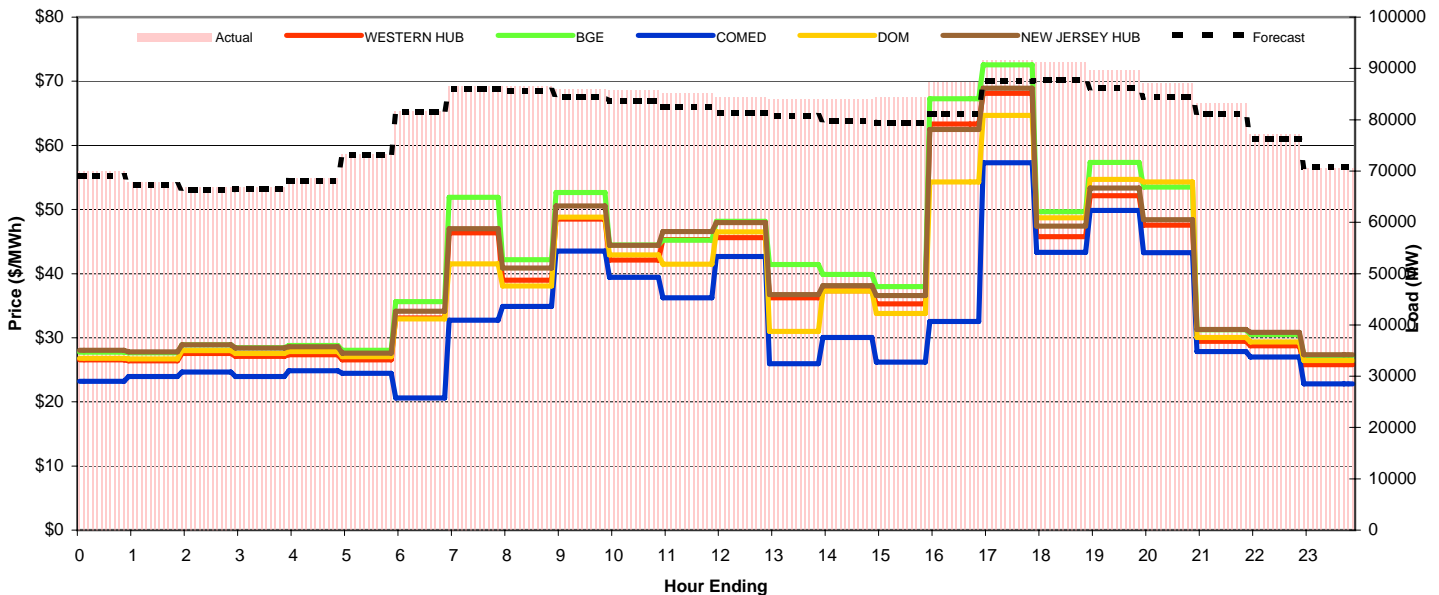
Day-Ahead Prices and Forecast Load

	HE1	HE2	HE3	HE4	HE5	HE6	HE7	HE8	HE9	HE10	HE11	HE12	HE13	HE14	HE15	HE16	HE17	HE18	HE19	HE20	HE21	HE22	HE23	HE24	avg all/peak
WESTERN HUB	30.46	29.91	29.77	29.60	29.91	34.34	53.18	55.85	45.59	42.71	43.81	42.40	40.76	39.89	37.22	37.38	45.36	60.32	54.26	44.51	42.01	35.49	30.75	29.26	40 / 44
BGE	32.815	32.254	32.186	32.174	32.481	39.067	66.82	69.735	56.461	49.521	49.604	47.881	45.88	45.475	41.82	42.359	52.855	70.504	63.482	49.752	46.288	38.631	33.092	31.712	46 / 50
COMED	22.086	21.015	21.114	20.957	21.976	23.818	32.46	35.785	31.199	31.123	31.449	29.952	28.482	26.185	25.883	25.251	27.012	37.666	36.116	33.185	32.682	27.907	23.85	21.521	28 / 30
DOM	32.588	32.417	32.242	32.375	32.666	41.112	54.419	56.755	46.645	44.626	44.002	42.009	40.765	38.086	38.364	37.302	43.502	53.502	51.068	44.445	42.751	35.596	32.405	31.914	41 / 43
NEW JERSEY HUB	30.76	30.22	30.03	29.77	30.07	33.20	43.98	48.06	39.80	40.54	43.30	42.12	40.63	39.80	37.73	37.34	43.39	56.02	49.55	42.60	41.40	36.08	31.85	29.47	39 / 42
DA Forecast	69.1	67.2	66.3	66.4	68.0	73.1	81.6	86.1	85.7	84.4	83.6	82.5	81.4	80.7	79.8	79.4	81.1	87.5	87.7	86.3	84.4	81.1	76.2	70.9	79 / 83



Preliminary Real-Time Prices with Forecasted and Actual System Load

	HE1	HE2	HE3	HE4	HE5	HE6	HE7	HE8	HE9	HE10	HE11	HE12	HE13	HE14	HE15	HE16	HE17	HE18	HE19	HE20	HE21	HE22	HE23	HE24	avg all/peak
WESTERN HUB	26.54	26.42	27.56	27.08	27.33	26.57	33.10	46.34	38.99	48.53	42.12	45.30	45.60	36.25	37.34	35.28	63.33	68.10	45.75	52.17	47.54	29.47	28.77	25.83	39 / 44
BGE	27.74	27.644	28.873	28.463	28.777	28.027	35.647	51.897	42.171	52.653	44.485	45.213	48.163	41.401	39.859	37.984	67.286	72.566	49.639	57.344	53.52	31.247	30.477	27.26	42 / 48
COMED	23.216	23.956	24.645	23.957	24.842	24.453	20.614	32.759	34.861	43.501	39.428	36.231	42.669	25.942	30.039	26.217	32.561	57.273	43.338	49.853	43.288	27.863	27.015	22.807	33 / 37
DOM	26.81	26.71	27.993	27.573	27.84	27.033	32.93	41.537	38.085	48.811	42.908	41.486	46.521	31.016	37.299	33.765	54.296	64.664	48.733	54.697	54.307	30.067	29.336	26.425	38 / 44
NEW JERSEY HUB	28.06	27.78	28.88	28.38	28.60	27.58	34.15	46.99	40.90	50.55	44.39	46.55	47.96	36.72	38.14	36.56	62.48	68.90	47.43	53.35	48.42	31.28	30.86	27.34	40 / 46
Percent Forecast	1.34	0.79	0.89	0.58	0.69	0.11	0.02	0.57	0.97	1.79	2.41	3.00	3.52	3.88	4.96	5.82	7.15	4.44	3.89	3.69	3.21	2.47	1.18	-0.50	
RTLoad	69.986	67.755	66.887	66.82	68.514	73.171	81.637	86.59	86.508	85.953	85.654	85.094	84.414	83.981	83.928	84.29	87.331	91.559	91.28	89.568	87.174	83.132	77.102	70.515	



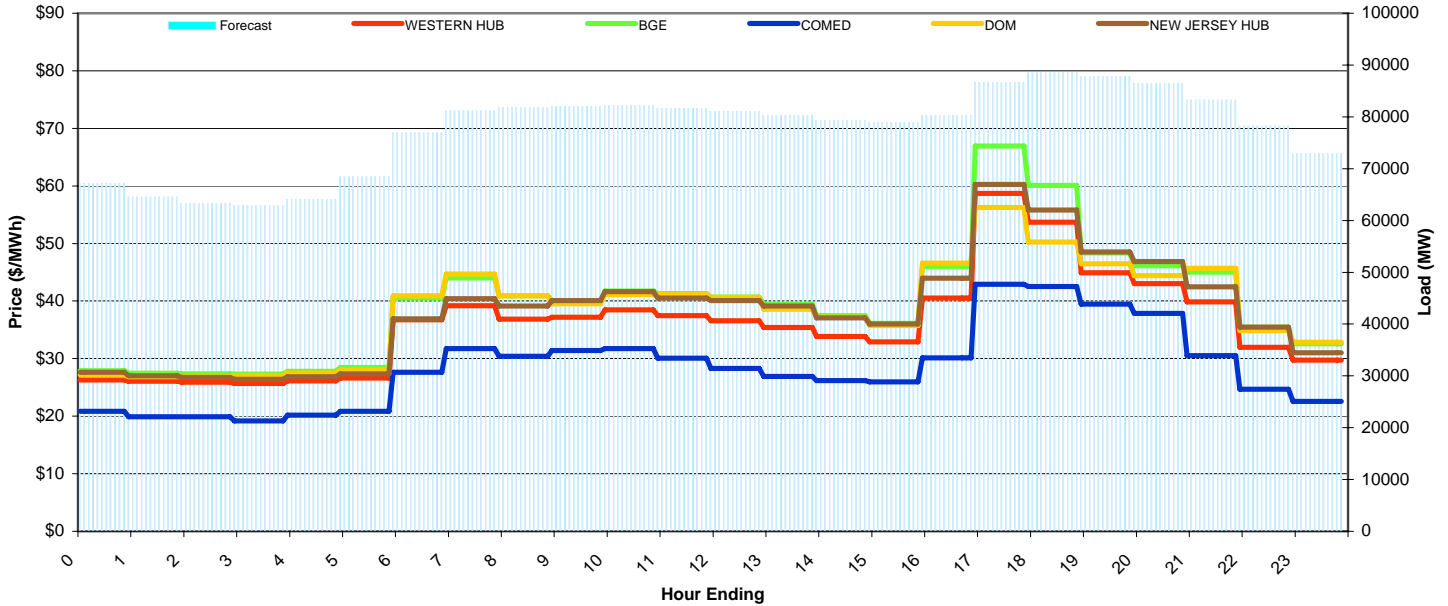
PJM Daily Report

Thursday December 03, 2009

Price Color Codes: ≤0 ≥100 ≥200

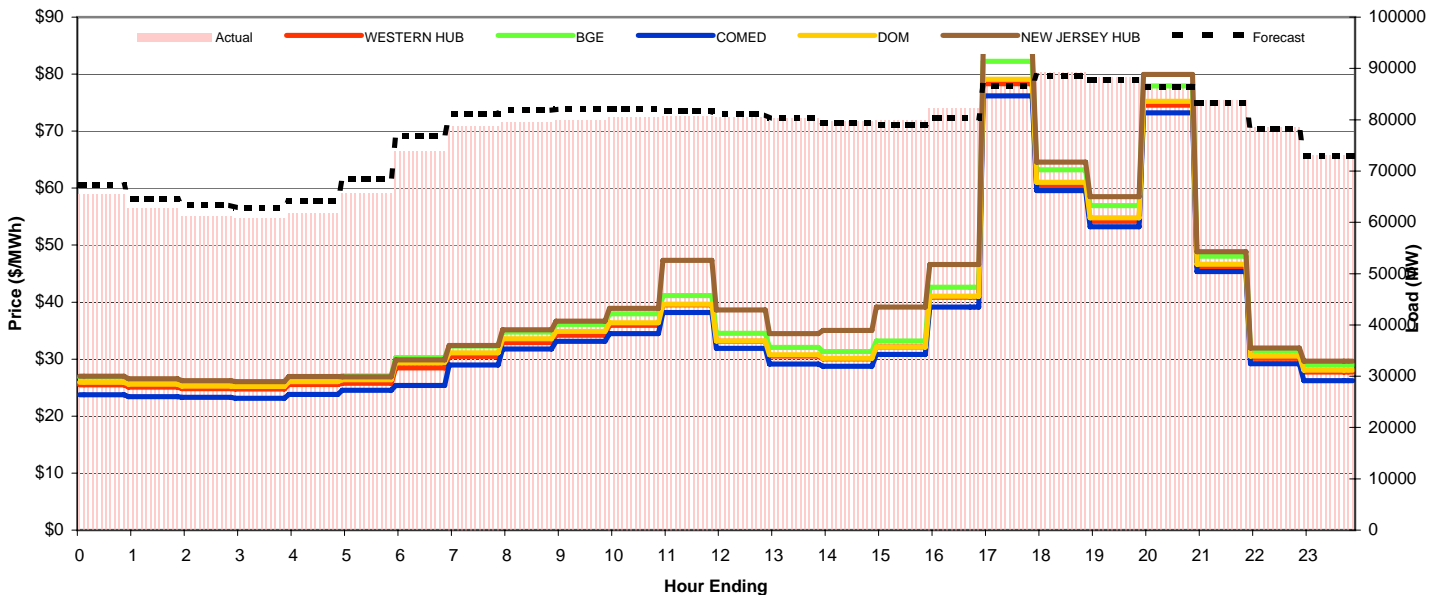
Day-Ahead Prices and Forecast Load

	HE1	HE2	HE3	HE4	HE5	HE6	HE7	HE8	HE9	HE10	HE11	HE12	HE13	HE14	HE15	HE16	HE17	HE18	HE19	HE20	HE21	HE22	HE23	HE24	avg all/peak
WESTERN HUB	26.30	26.06	25.88	25.70	26.12	26.64	36.75	39.19	36.86	37.17	38.47	37.47	36.56	35.40	33.87	32.90	40.53	58.69	53.69	44.91	43.00	39.87	31.95	29.73	36 / 40
BGE	27.897	27.488	27.348	27.311	27.816	28.444	40.505	44.047	40.913	40.082	41.775	41.306	40.702	39.409	37.455	36.119	46.035	66.946	60.118	48.358	46.167	45.056	35.47	32.575	40 / 44
COMED	20.825	19.927	19.91	19.184	20.183	20.861	27.645	31.739	30.411	31.385	31.752	30.059	28.319	26.926	26.168	25.937	30.145	42.906	42.518	39.463	37.849	30.506	24.702	22.554	28 / 32
DOM	27.158	26.871	26.872	26.995	27.528	28.005	40.93	44.717	40.92	39.503	41.155	41.211	40.613	38.589	37.18	35.718	46.609	56.284	50.28	46.45	44.414	45.719	34.849	32.834	38 / 43
NEW JERSEY HUB	27.63	27.02	26.72	26.43	26.83	27.34	36.89	40.41	39.14	40.10	41.65	40.50	40.09	39.16	37.08	36.00	43.95	60.24	55.84	48.53	46.88	42.46	35.45	31.03	38 / 43
DA Forecast	67.2	64.5	63.3	62.9	64.1	68.5	76.9	81.2	81.9	82.0	82.2	81.7	81.1	80.3	79.3	79.0	80.4	86.6	88.5	87.8	86.5	83.3	78.3	72.9	78 / 82



Preliminary Real-Time Prices with Forecasted and Actual System Load

	HE1	HE2	HE3	HE4	HE5	HE6	HE7	HE8	HE9	HE10	HE11	HE12	HE13	HE14	HE15	HE16	HE17	HE18	HE19	HE20	HE21	HE22	HE23	HE24	avg all/peak
WESTERN HUB	25.49	25.12	24.84	24.75	25.56	25.78	28.48	30.51	32.90	34.22	35.92	39.55	33.10	30.53	30.02	32.11	40.86	78.33	60.22	54.19	74.56	46.19	30.17	27.73	37 / 43
BGE	26.813	26.352	26.015	25.906	26.824	27.07	30.263	32.299	34.77	36.114	37.939	41.163	34.521	32.08	31.351	33.157	42.612	82.256	63.218	56.906	77.912	48.082	31.413	28.969	39 / 45
COMED	23.739	23.406	23.297	23.15	23.818	24.537	25.365	28.973	31.786	33.136	34.445	38.155	31.898	29.154	28.733	30.803	39.148	76.175	59.579	53.206	73.185	45.365	29.207	26.194	36 / 41
DOM	25.949	25.575	25.259	25.197	26.046	26.388	29.427	31.122	33.576	34.857	36.409	39.664	33.173	30.753	30.173	32.128	41.03	79.108	61.01	54.787	75.257	46.679	30.533	28.1	38 / 43
NEW JERSEY HUB	27.01	26.53	26.23	26.07	26.97	26.88	29.84	32.39	35.13	36.68	38.89	47.34	38.63	34.48	35.02	39.14	46.60	84.58	64.56	58.51	79.93	48.87	31.97	29.62	40 / 47
Percent Forecast	-2.57	-2.83	-3.40	-3.54	-3.77	-4.32	-4.30	-3.04	-3.12	-2.65	-2.02	-1.21	-0.70	-0.06	0.53	1.07	2.35	1.60	0.72	0.57	0.52	0.61	0.34	0.21	
RTLoad	65.486	62.753	61.22	60.751	61.75	65.625	73.76	78.76	79.388	79.93	80.545	80.705	80.49	80.259	79.756	79.812	82.296	88.046	89.167	88.338	86.907	83.769	78.525	73.05	



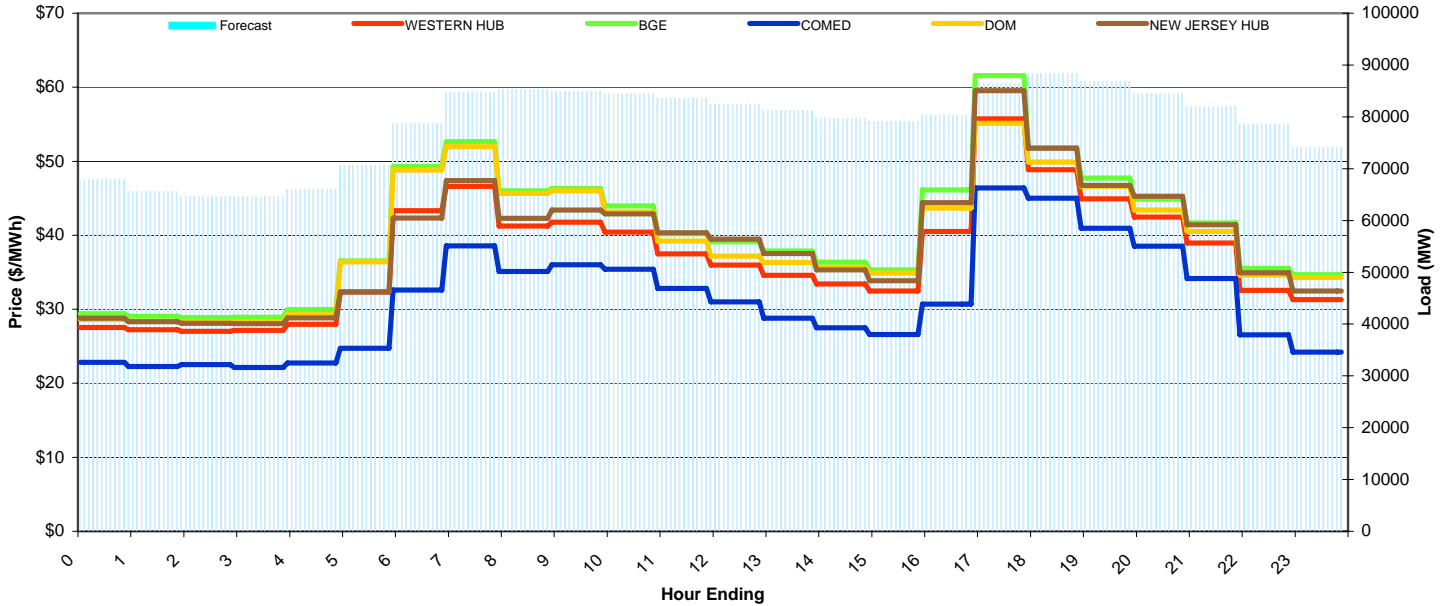
PJM Daily Report

Friday December 04, 2009

Price Color Codes: ≤0 ≥100 ≥200

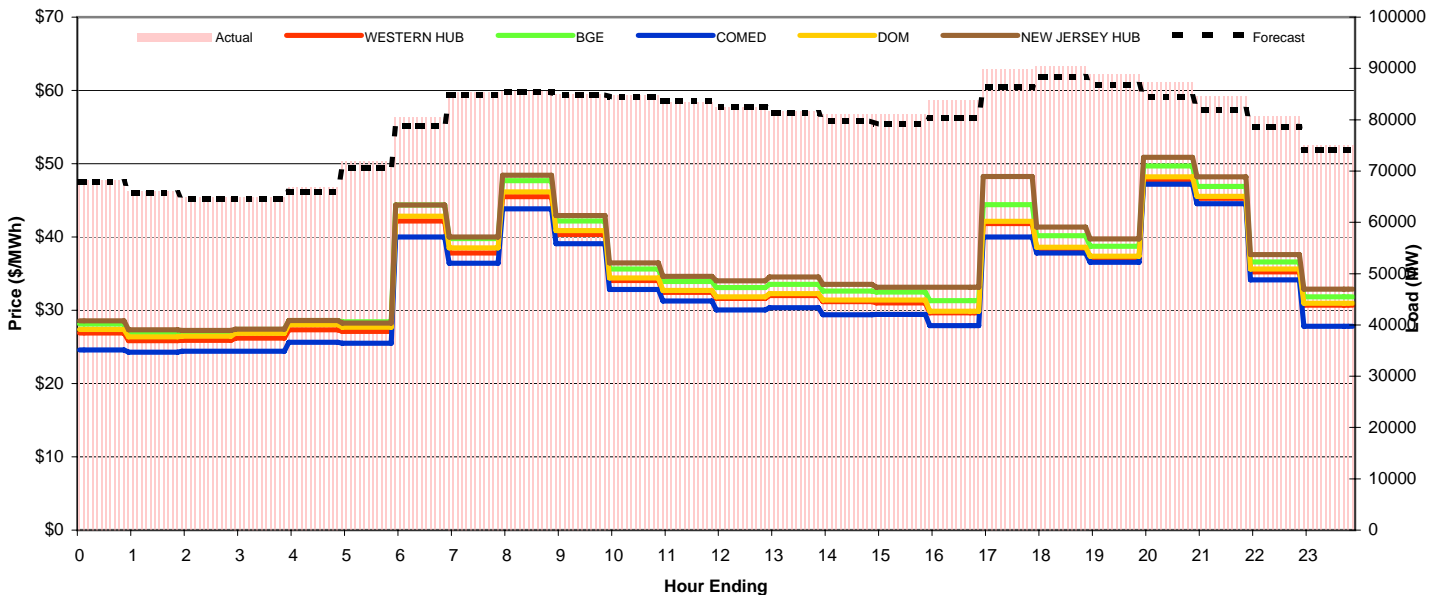
Day-Ahead Prices and Forecast Load

	HE1	HE2	HE3	HE4	HE5	HE6	HE7	HE8	HE9	HE10	HE11	HE12	HE13	HE14	HE15	HE16	HE17	HE18	HE19	HE20	HE21	HE22	HE23	HE24	avg all/peak
WESTERN HUB	27.55	27.23	27.04	27.13	27.96	32.36	43.30	46.63	41.25	41.75	40.42	37.49	35.95	34.59	33.40	32.47	40.53	55.75	48.86	44.90	42.44	38.95	32.56	31.31	37 / 40
BGE	29.401	29.047	28.886	28.92	29.958	36.518	49.278	52.641	46.019	46.318	43.993	40.221	39.111	37.869	36.381	35.304	46.14	61.567	51.83	47.75	44.888	41.678	35.543	34.68	41 / 44
COMED	22.834	22.281	22.519	22.136	22.746	24.734	32.583	38.57	35.107	36.009	35.414	32.827	30.981	28.786	27.501	26.586	30.687	46.397	45.012	40.942	38.529	34.16	26.563	24.218	31 / 35
DOM	28.619	28.35	28.258	28.264	29.269	36.394	48.83	51.975	45.668	45.984	43.137	39.212	37.185	36.333	35.679	34.886	43.649	55.119	49.897	46.626	43.426	40.509	34.634	34.296	39 / 43
NEW JERSEY HUB	28.80	28.34	28.09	28.08	28.82	32.33	42.32	47.40	42.27	43.39	42.89	40.33	39.47	37.51	35.34	33.87	44.42	59.52	51.76	46.72	45.26	41.42	34.92	32.48	39 / 43
DA Forecast	67.9	65.6	64.6	64.5	66.0	70.7	78.8	84.8	85.3	84.9	84.5	83.6	82.4	81.3	79.7	79.2	80.3	86.4	88.4	86.8	84.4	82.0	78.6	74.2	79 / 83



Preliminary Real-Time Prices with Forecasted and Actual System Load

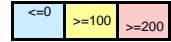
	HE1	HE2	HE3	HE4	HE5	HE6	HE7	HE8	HE9	HE10	HE11	HE12	HE13	HE14	HE15	HE16	HE17	HE18	HE19	HE20	HE21	HE22	HE23	HE24	avg all/peak
WESTERN HUB	26.92	25.87	25.90	26.20	27.33	27.10	42.19	37.84	45.51	40.34	34.05	32.42	31.61	32.02	31.19	30.98	29.67	41.83	38.42	37.09	47.78	45.29	35.25	30.69	34 / 37
BGE	28.116	26.996	27.05	27.397	28.622	28.415	44.349	39.791	47.691	42.183	35.613	33.91	33.116	33.522	32.632	32.484	31.32	44.397	40.17	38.746	49.707	46.881	36.611	31.823	36 / 39
COMED	24.605	24.294	24.414	24.404	25.647	25.506	39.979	36.426	43.837	39.075	32.82	31.245	30.037	30.359	29.382	29.432	27.923	40.005	37.828	36.532	47.227	44.545	34.156	27.795	33 / 36
DOM	27.396	26.381	26.481	26.847	28.018	27.671	42.842	38.523	46.163	40.865	34.397	32.725	31.837	32.25	31.414	31.391	29.886	42.134	38.596	37.399	48.216	45.539	35.638	30.948	35 / 37
NEW JERSEY HUB	28.57	27.33	27.23	27.43	28.59	28.25	44.35	40.00	48.43	42.94	36.45	34.64	34.03	34.53	33.54	33.14	33.16	48.26	41.34	39.76	50.88	48.19	37.58	32.90	37 / 40
Percent Forecast	0.55	0.49	0.50	0.61	1.38	1.51	1.96	0.69	0.29	0.19	0.29	-0.31	-0.06	0.50	1.69	2.24	4.09	3.83	2.34	2.34	3.17	3.13	2.54	1.20	
RTLoad	68.263	65.968	64.878	64.933	66.892	71.774	80.395	85.386	85.578	85.05	84.704	83.372	82.372	81.679	81.076	81.008	83.73	89.869	90.466	88.893	87.202	84.61	80.686	75.053	



PJM Daily Report

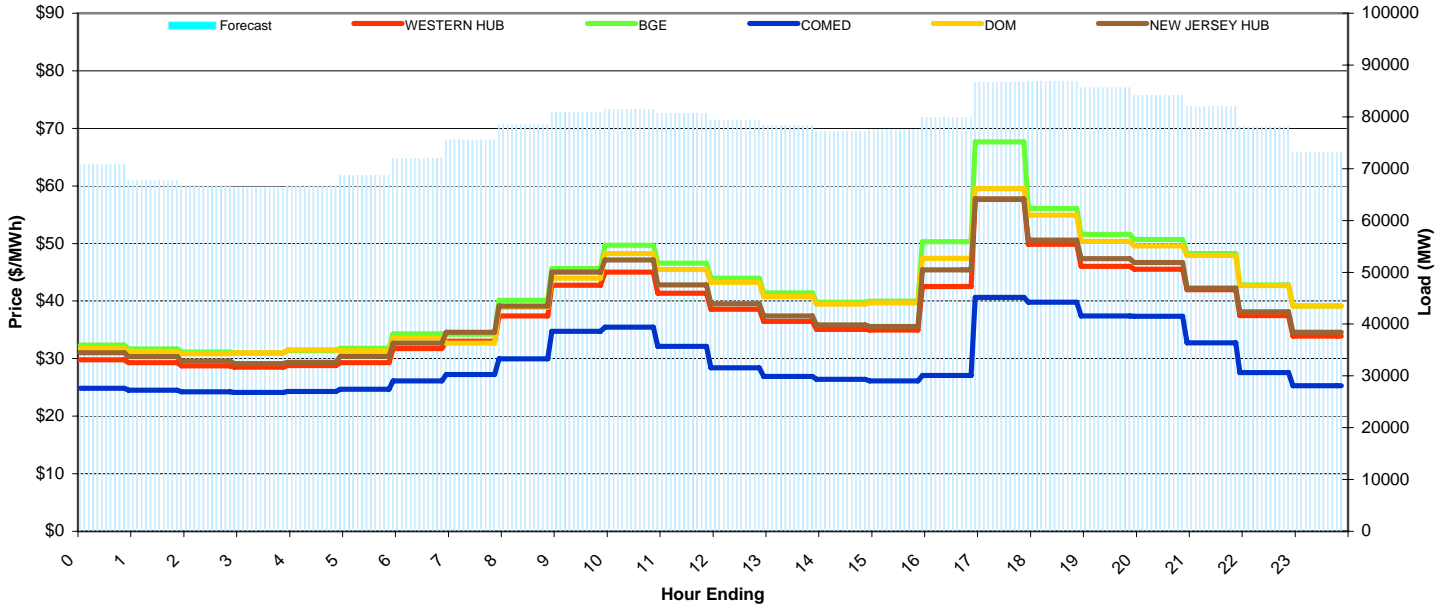
Saturday December 05, 2009

Price Color Codes:



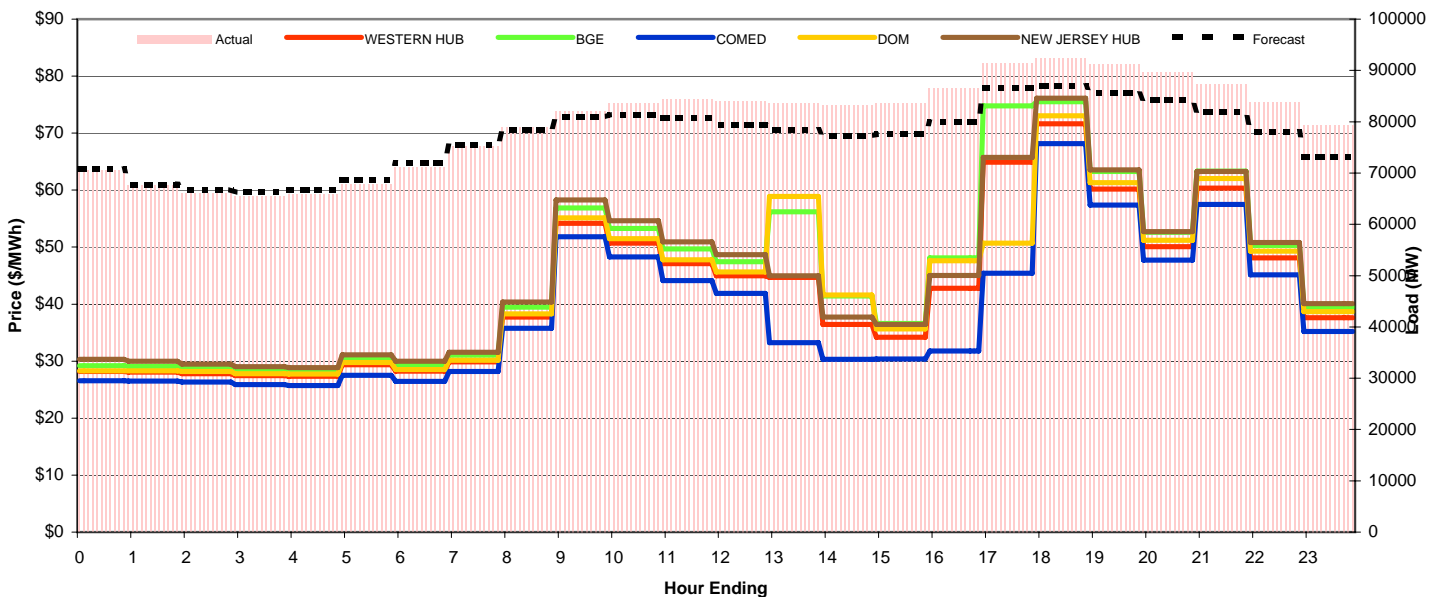
Day-Ahead Prices and Forecast Load

	HE1	HE2	HE3	HE4	HE5	HE6	HE7	HE8	HE9	HE10	HE11	HE12	HE13	HE14	HE15	HE16	HE17	HE18	HE19	HE20	HE21	HE22	HE23	HE24	avg all/peak
WESTERN HUB	29.77	29.31	28.73	28.51	28.82	29.32	31.73	33.03	37.42	42.72	45.01	41.35	38.55	36.49	35.09	34.94	42.55	57.63	49.87	46.01	45.55	41.99	37.47	33.93	38 / 42
BGE	32.326	31.669	31.113	30.989	31.427	31.78	34.315	34.269	40.145	45.639	49.71	46.569	43.99	41.431	39.798	39.957	50.284	67.637	56.074	51.589	50.69	48.267	42.807	39.118	42 / 47
COMED	24.846	24.515	24.213	24.103	24.3	24.664	26.126	27.223	29.944	34.764	35.47	32.154	28.421	26.909	26.383	26.142	27.068	40.644	39.811	37.424	37.351	32.761	27.554	25.283	30 / 32
DOM	31.734	31.235	30.858	31	31.543	31.368	33.552	32.691	38.894	43.966	48.271	45.485	43.233	40.811	39.458	39.709	47.444	59.541	54.924	50.367	49.595	47.935	42.694	39.154	41 / 45
NEW JERSEY HUB	31.01	30.37	29.59	29.15	29.36	30.44	32.71	34.55	39.11	45.01	47.14	42.78	39.51	37.41	35.85	35.58	45.40	57.78	50.61	47.35	46.68	42.25	38.15	34.57	39 / 43
DA Forecast	70.8	67.8	66.8	66.2	66.7	68.7	72.0	75.6	78.5	80.9	81.4	80.7	79.4	78.4	77.3	77.5	79.9	86.7	86.9	85.6	84.1	82.0	78.0	73.1	77 / 81



Preliminary Real-Time Prices with Forecasted and Actual System Load

	HE1	HE2	HE3	HE4	HE5	HE6	HE7	HE8	HE9	HE10	HE11	HE12	HE13	HE14	HE15	HE16	HE17	HE18	HE19	HE20	HE21	HE22	HE23	HE24	avg all/peak
WESTERN HUB	28.19	28.05	27.81	27.47	27.36	29.38	28.22	29.85	37.74	54.18	50.68	47.09	44.95	44.69	36.43	34.20	42.79	64.91	71.63	60.17	50.08	60.34	48.10	37.62	42 / 49
BGE	29.17	29.09	28.874	28.495	28.41	30.525	29.308	31.045	39.481	56.901	53.309	49.669	47.451	56.225	41.416	36.607	48.093	74.777	75.529	63.302	52.604	63.353	50.331	39.46	45 / 53
COMED	26.55	26.527	26.328	25.876	25.737	27.531	26.453	28.19	35.775	51.818	48.293	44.146	41.876	33.261	30.3	30.368	31.797	45.417	68.157	57.369	47.721	57.493	45.143	35.182	38 / 44
DOM	28.279	28.298	28.166	27.819	27.734	29.747	28.496	30.161	38.275	55.139	51.5	47.787	45.672	58.87	41.613	35.656	47.634	50.704	73.04	61.302	51.182	62.031	49.322	38.657	43 / 50
NEW JERSEY HUB	30.35	29.99	29.49	29.01	28.86	31.10	30.01	31.54	40.35	58.29	54.66	50.92	48.66	44.95	37.74	36.46	45.05	65.75	76.12	63.57	52.70	63.27	50.79	40.09	45 / 51
Percent Forecast	-0.40	-0.37	-1.25	-1.30	-1.49	-1.35	-1.29	-0.55	0.56	1.48	2.57	4.26	5.57	6.26	7.14	7.22	7.55	5.21	5.96	6.16	6.19	6.15	6.85	7.92	
RTLoad	70.489	67.514	65.937	65.394	65.734	67.765	71.075	75.138	78.921	82.098	83.586	84.262	84.058	83.602	83.197	83.554	86.468	91.424	92.391	91.224	89.69	87.331	83.788	79.375	



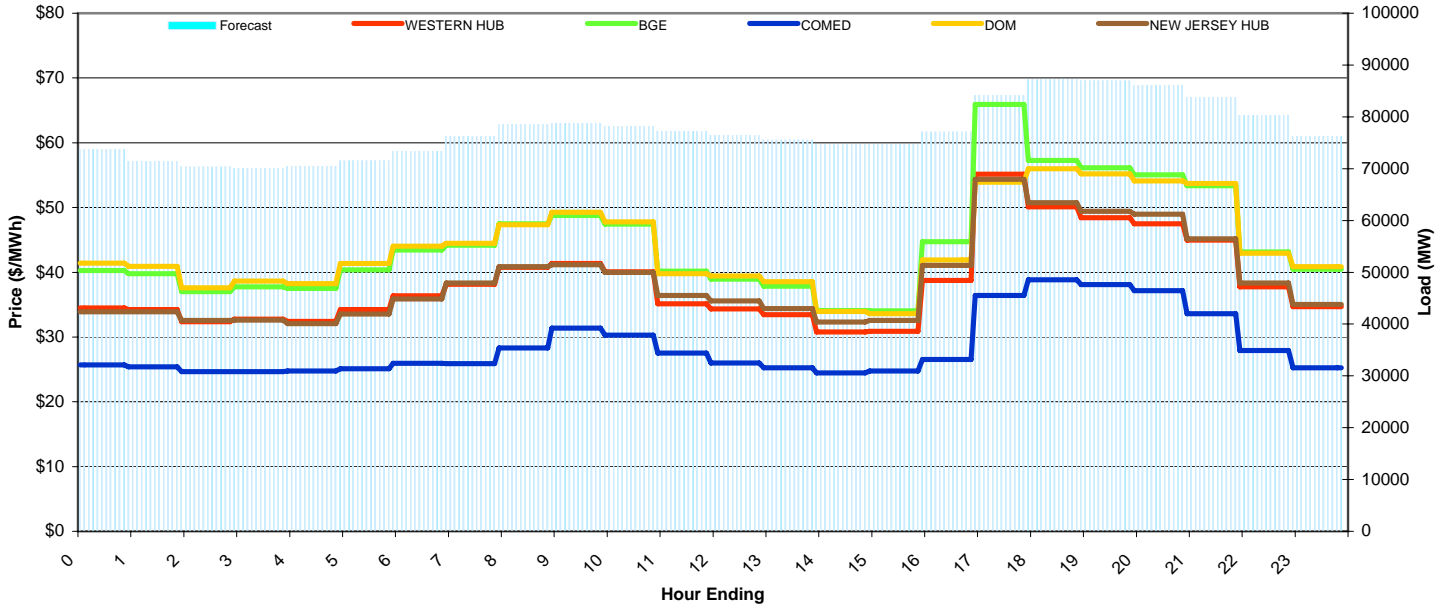
PJM Daily Report

Sunday December 06, 2009

Price Color Codes: ≤0 ≥100 ≥200

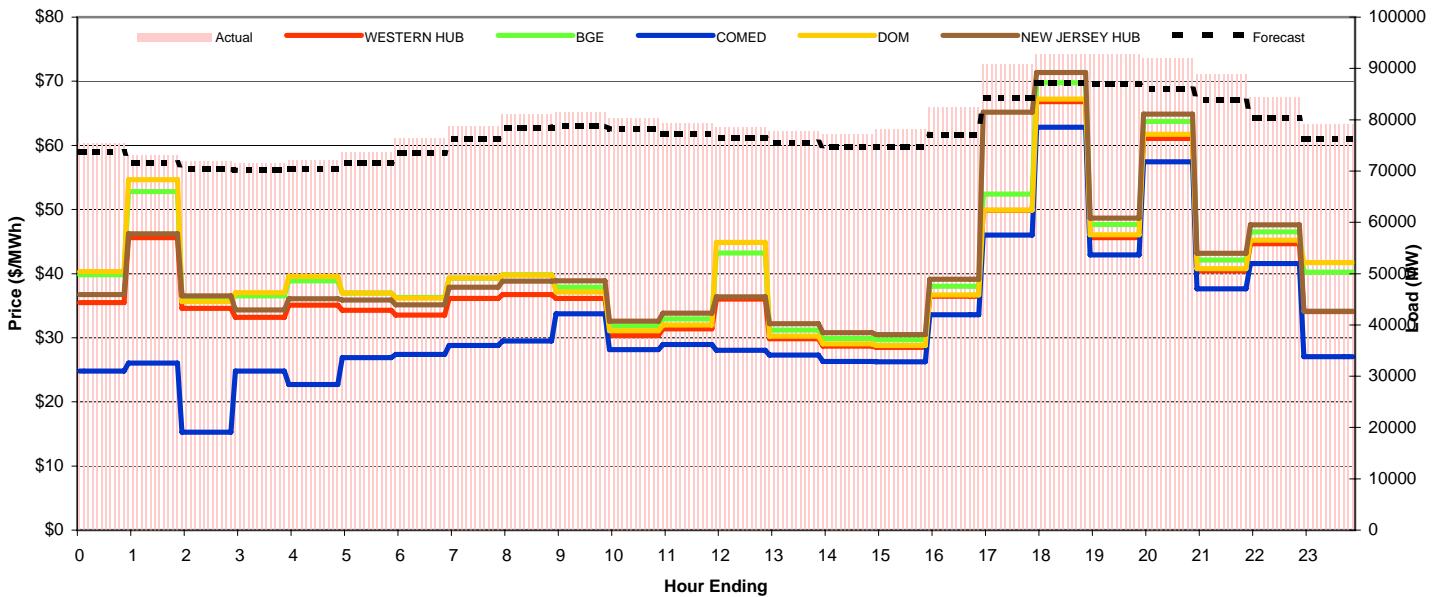
Day-Ahead Prices and Forecast Load

	HE1	HE2	HE3	HE4	HE5	HE6	HE7	HE8	HE9	HE10	HE11	HE12	HE13	HE14	HE15	HE16	HE17	HE18	HE19	HE20	HE21	HE22	HE23	HE24	avg all/peak
WESTERN HUB	34.49	34.23	32.38	32.74	32.42	34.23	36.39	38.14	40.75	41.36	40.08	35.12	34.35	33.46	30.80	30.90	38.76	55.16	50.10	48.40	47.50	44.95	37.76	34.69	38 / 40
BGE	40.26	39.799	37.011	37.76	37.49	40.348	43.419	44.163	47.477	48.783	47.442	40.153	38.916	37.858	34.102	34.069	44.694	65.929	57.264	56.126	55.054	53.386	43.115	40.479	44 / 47
COMED	25.689	25.411	24.678	24.641	24.761	25.089	25.961	25.901	28.32	31.357	30.283	27.518	25.995	25.23	24.474	24.742	26.52	36.393	38.824	38.079	37.171	33.608	27.906	25.233	28 / 30
DOM	41.395	40.907	37.592	38.619	38.266	41.359	44.006	44.485	47.359	49.276	47.765	39.761	39.411	38.561	33.935	33.616	41.879	53.921	55.97	55.215	54.106	53.698	42.932	40.871	44 / 46
NEW JERSEY HUB	33.90	33.89	32.57	32.59	32.06	33.54	35.87	38.36	40.86	41.18	39.99	36.41	35.57	34.39	32.33	32.58	41.05	54.36	50.72	49.40	48.99	45.15	38.34	35.04	39 / 41
DA Forecast	73.8	71.5	70.4	70.1	70.4	71.5	73.4	76.3	78.5	78.8	78.2	77.3	76.4	75.5	74.6	74.7	77.1	84.1	87.2	87.0	86.1	83.8	80.3	76.3	77 / 80



Preliminary Real-Time Prices with Forecasted and Actual System Load

	HE1	HE2	HE3	HE4	HE5	HE6	HE7	HE8	HE9	HE10	HE11	HE12	HE13	HE14	HE15	HE16	HE17	HE18	HE19	HE20	HE21	HE22	HE23	HE24	avg all/peak
WESTERN HUB	35.47	45.63	34.57	33.17	35.07	34.27	33.53	36.11	36.74	36.13	30.34	31.40	36.03	29.86	28.67	28.50	36.49	49.85	66.85	45.60	61.10	40.43	44.68	34.08	39 / 40
BGE	39.808	52.815	36.071	36.512	38.901	36.992	36.276	39.293	39.825	37.872	31.825	32.931	43.215	31.208	29.901	29.706	38.016	52.422	69.745	47.651	63.745	42.107	46.492	40.212	41 / 42
COMED	24.787	26.034	15.265	24.816	22.714	26.877	27.381	28.802	29.516	33.712	28.124	28.946	28.061	27.315	26.323	26.247	33.598	46.005	62.85	42.912	57.42	37.619	41.575	27.047	32 / 36
DOM	40.325	54.656	35.644	37.05	39.552	37.003	36.184	39.306	39.765	37.115	31.068	31.967	44.865	30.266	29.045	28.818	36.667	49.927	67.228	46.053	61.728	40.756	45.212	41.734	41 / 41
NEW JERSEY HUB	36.75	46.23	36.55	34.31	36.09	35.90	35.16	37.88	38.85	38.88	32.59	33.84	36.38	32.19	30.77	30.52	39.13	65.19	71.38	48.66	64.89	43.16	47.61	34.14	41 / 43
Percent Forecast	2.20	2.22	1.97	1.92	2.35	2.86	3.77	3.18	3.13	3.15	2.66	2.54	2.72	2.82	3.38	4.35	6.52	7.31	5.96	6.26	6.42	5.79	4.70	3.61	
RTLoad	75.412	73.091	71.78	71.48	72.11	73.619	76.277	78.782	81.043	81.394	80.328	79.309	78.583	77.732	77.217	78.053	82.47	90.763	92.743	92.777	91.986	88.925	84.294	79.111	



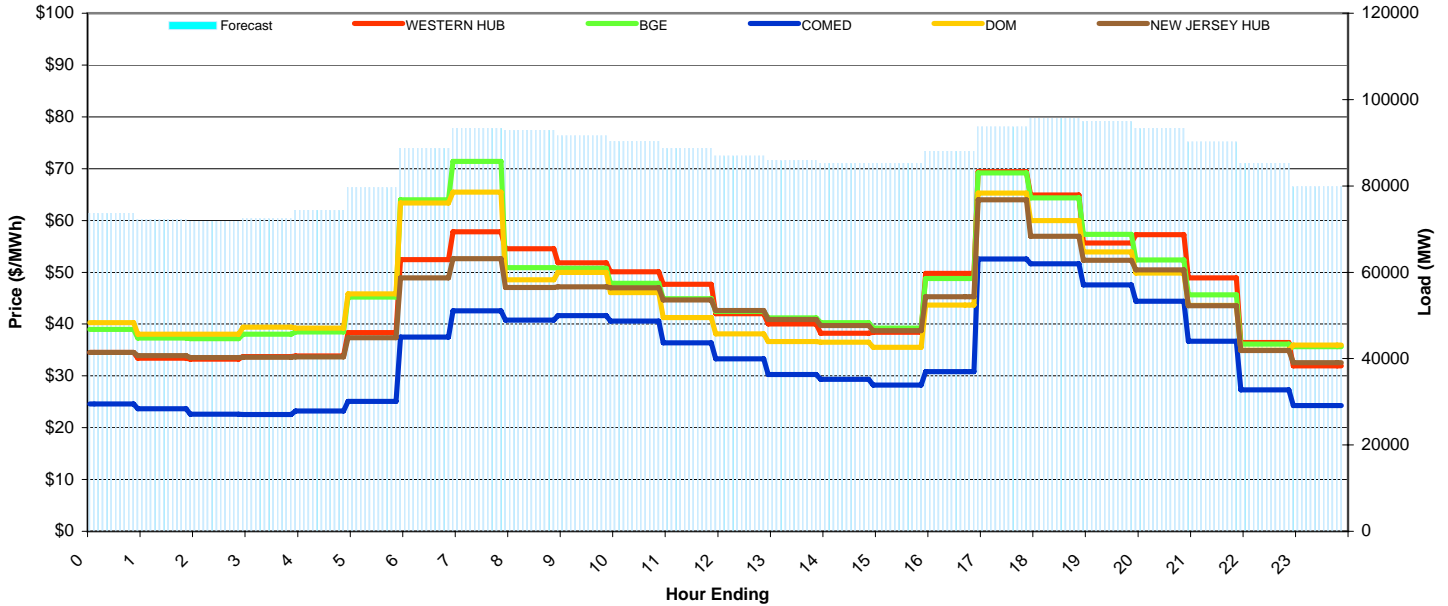
PJM Daily Report

Monday December 07, 2009

Price Color Codes: ≤0 ≥100 ≥200

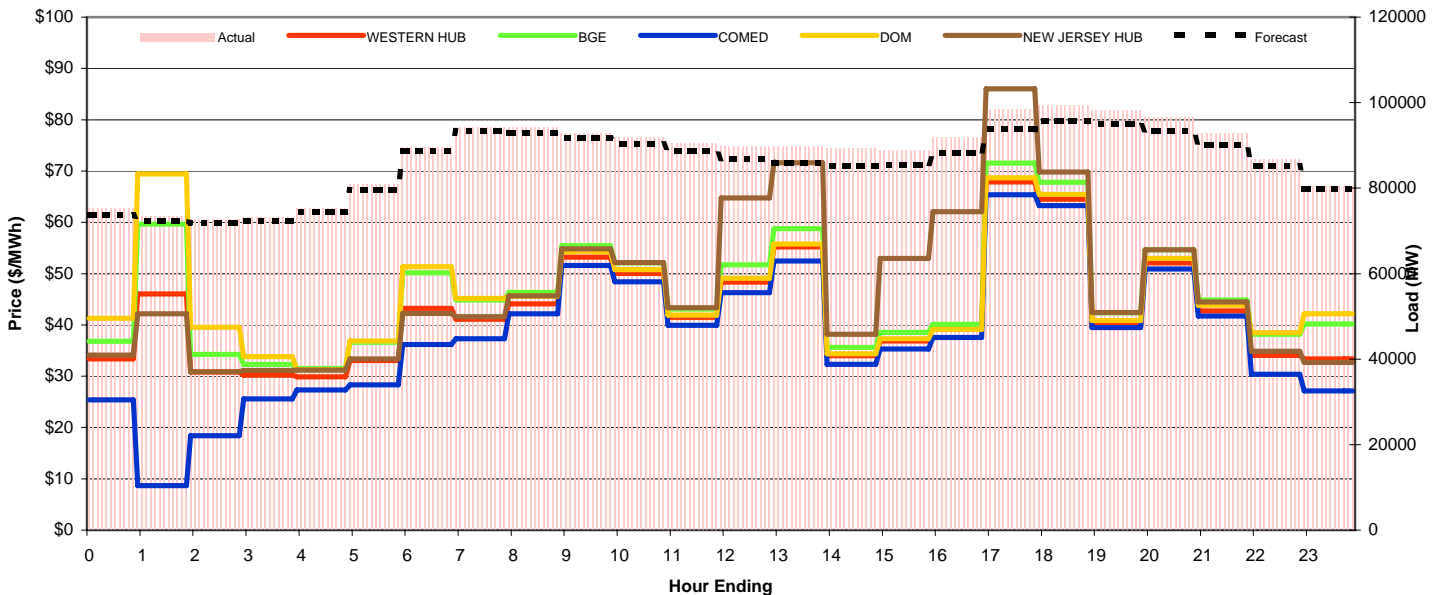
Day-Ahead Prices and Forecast Load

	HE1	HE2	HE3	HE4	HE5	HE6	HE7	HE8	HE9	HE10	HE11	HE12	HE13	HE14	HE15	HE16	HE17	HE18	HE19	HE20	HE21	HE22	HE23	HE24	avg all/peak
WESTERN HUB	34.51	33.44	33.22	33.75	33.82	38.37	52.44	57.84	54.54	51.84	50.07	47.70	42.00	40.00	38.24	38.41	49.77	69.44	64.94	55.62	57.26	48.94	36.47	31.91	46 / 50
BGE	39	37.282	37.172	38.052	38.487	45.189	63.99	71.41	50.875	50.78	47.87	44.886	42.458	41.216	40.287	39.237	48.776	69.208	64.34	57.33	52.362	45.658	36.139	35.639	47 / 50
COMED	24.56	23.651	22.621	22.52	23.231	25.103	37.486	42.572	40.791	41.654	40.603	36.402	33.3	30.25	29.348	28.251	30.83	52.543	51.667	47.576	44.412	36.697	27.318	24.27	34 / 38
DOM	40.296	38.071	38.041	39.39	39.207	45.824	63.399	65.442	48.57	49.958	46.081	41.291	38.125	36.618	36.531	35.53	43.65	65.281	59.991	53.923	49.818	43.593	34.946	35.94	45 / 47
NEW JERSEY HUB	34.55	33.92	33.53	33.60	33.66	37.38	48.93	52.61	47.09	47.20	46.98	44.68	42.59	40.92	39.69	38.71	45.27	63.99	56.94	52.34	50.46	43.53	34.88	32.56	43 / 47
DA Forecast	73.7	72.3	71.8	72.4	74.3	79.6	88.7	93.4	93.0	91.6	90.3	88.7	86.9	85.9	85.3	85.3	88.1	93.7	95.7	94.9	93.3	90.2	85.3	79.8	86 / 90



Preliminary Real-Time Prices with Forecasted and Actual System Load

	HE1	HE2	HE3	HE4	HE5	HE6	HE7	HE8	HE9	HE10	HE11	HE12	HE13	HE14	HE15	HE16	HE17	HE18	HE19	HE20	HE21	HE22	HE23	HE24	avg all/peak
WESTERN HUB	33.34	46.06	30.81	30.19	29.89	33.09	43.22	41.12	44.14	53.19	50.04	41.48	48.32	55.20	34.03	36.86	39.55	67.89	64.50	40.27	52.06	42.74	34.09	33.39	43 / 47
BGE	36.802	59.652	34.236	32.309	31.52	36.623	50.179	44.858	46.352	55.488	52.061	43.084	51.716	58.785	35.637	38.577	40.09	71.539	67.804	42.348	54.65	44.838	38.207	40.151	46 / 49
COMED	25.393	8.6527	18.411	25.607	27.317	28.302	36.21	37.326	42.168	51.576	48.427	39.911	46.3	52.474	32.315	35.307	37.553	65.369	63.268	39.495	50.893	41.761	30.377	27.168	38 / 45
DOM	41.28	69.452	39.525	33.831	31.23	36.889	51.353	45.138	45.571	54.297	50.751	41.952	49.075	55.781	34.378	37.279	39.132	68.653	65.44	40.889	52.974	43.853	38.506	42.162	46 / 48
NEW JERSEY HUB	34.14	42.14	30.86	31.15	31.19	33.36	42.21	41.58	45.65	54.85	52.13	43.39	64.77	71.65	38.20	52.99	62.08	86.04	69.82	42.44	54.65	44.51	34.88	32.67	47 / 54
Percent Forecast	2.11	1.43	1.20	1.03	1.34	1.39	0.83	0.90	1.22	1.23	1.57	2.08	3.12	4.23	4.50	4.01	4.18	4.73	3.58	3.41	3.36	2.86	1.79	0.58	
RTLload	75.245	73.342	72.708	73.135	75.327	80.752	89.464	94.249	94.105	92.787	91.743	90.607	89.741	89.698	89.273	88.885	91.918	98.335	99.278	98.274	96.58	92.865	86.857	80.301	



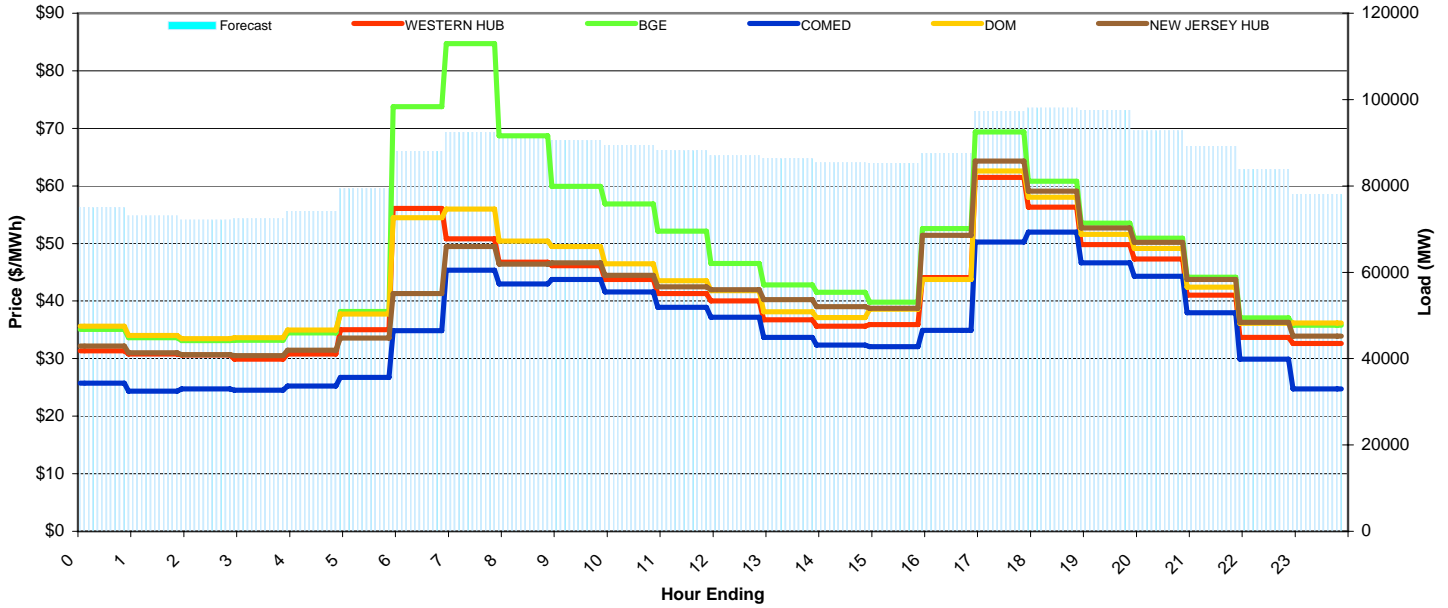
PJM Daily Report

Tuesday December 08, 2009

Price Color Codes: ≤0 ≥100 ≥200

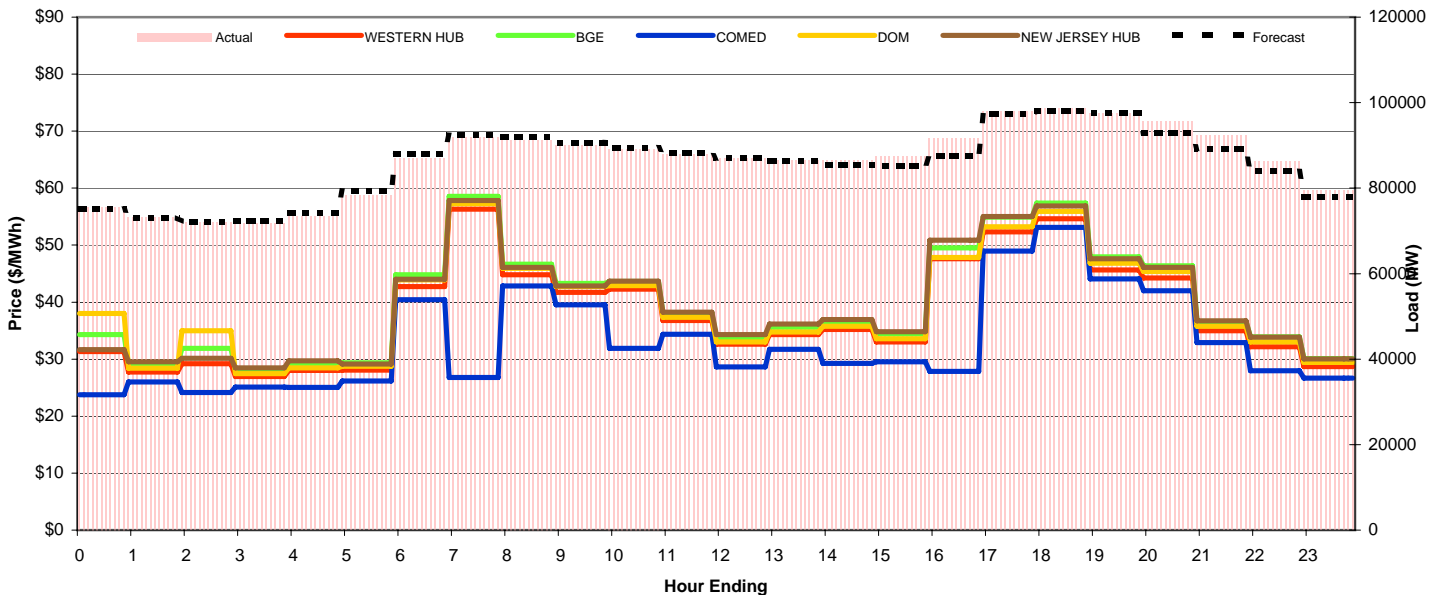
Day-Ahead Prices and Forecast Load

	HE1	HE2	HE3	HE4	HE5	HE6	HE7	HE8	HE9	HE10	HE11	HE12	HE13	HE14	HE15	HE16	HE17	HE18	HE19	HE20	HE21	HE22	HE23	HE24	avg all/peak
WESTERN HUB	31.33	30.81	30.65	29.91	30.82	35.00	56.07	50.80	46.72	46.12	43.76	41.33	40.01	36.72	35.66	35.92	44.08	61.51	56.32	49.80	47.33	41.00	33.69	32.62	41 / 44
BGE	35.063	33.611	33.157	33.21	34.487	38.167	73.74	84.73	68.723	59.92	56.86	52.14	46.521	42.81	41.503	39.815	52.6	69.385	60.798	53.542	50.916	44.166	37.053	35.802	49 / 54
COMED	25.738	24.357	24.71	24.507	25.252	26.75	34.871	45.339	42.973	43.754	41.599	38.888	37.212	33.677	32.334	32.057	34.898	50.278	51.95	46.667	44.329	37.967	29.88	24.725	36 / 40
DOM	35.637	34.029	33.492	33.656	34.946	37.726	54.453	55.985	50.412	49.453	46.496	43.508	41.82	38.115	37.121	38.581	43.738	62.586	58.043	51.587	49.166	42.408	36.156	36.187	44 / 47
NEW JERSEY HUB	32.21	30.99	30.70	30.52	31.47	33.59	41.32	49.47	46.44	46.63	44.48	42.44	41.95	40.25	39.04	38.75	51.42	64.31	59.12	52.68	50.18	43.75	36.30	33.92	42 / 47
DA Forecast	75.0	73.1	72.1	72.4	74.1	79.4	88.1	92.4	91.8	90.6	89.4	88.2	87.0	86.3	85.4	85.3	87.6	97.2	98.1	97.5	92.8	89.2	83.9	78.0	86 / 90



Preliminary Real-Time Prices with Forecasted and Actual System Load

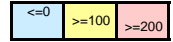
	HE1	HE2	HE3	HE4	HE5	HE6	HE7	HE8	HE9	HE10	HE11	HE12	HE13	HE14	HE15	HE16	HE17	HE18	HE19	HE20	HE21	HE22	HE23	HE24	avg all/peak
WESTERN HUB	31.34	27.73	29.19	26.93	28.04	28.08	42.72	56.30	44.80	41.71	42.26	36.76	32.62	34.30	35.22	33.00	47.63	52.31	54.61	45.63	44.26	35.00	32.16	28.68	38 / 42
BGE	34.285	29.001	31.865	28.058	29.232	29.365	44.801	58.538	46.654	43.307	43.63	38.032	33.793	35.597	36.542	34.392	49.524	54.923	57.362	47.923	46.401	36.634	33.935	30.066	40 / 44
COMED	23.777	26.005	24.16	25.125	25.052	26.164	40.439	26.792	42.858	39.535	31.863	34.366	28.649	31.731	29.228	29.533	27.852	48.941	53.087	44.087	41.999	32.891	27.971	26.68	33 / 36
DOM	37.999	28.384	34.955	27.467	28.454	28.771	43.914	57.287	45.928	42.71	42.874	37.315	33.036	34.773	35.775	33.581	47.848	53.234	55.933	46.805	45.343	35.763	33.019	29.444	39 / 43
NEW JERSEY HUB	31.66	29.54	30.16	28.48	29.69	29.15	43.99	57.80	46.08	42.85	43.70	38.26	34.30	36.17	36.95	34.82	50.86	55.02	56.88	47.58	46.11	36.71	33.83	30.04	40 / 44
Percent Forecast	0.87	0.00	-0.22	-0.96	-0.96	-1.47	-1.34	-0.67	-0.65	-0.66	-0.26	-0.30	-0.01	0.14	1.12	2.40	4.42	0.61	0.62	-0.08	2.93	3.23	2.69	1.77	
RTLoad	75.644	73.072	71.972	71.734	73.417	78.214	86.895	91.79	91.248	89.978	89.16	87.96	87.014	86.439	86.36	87.367	91.658	97.832	98.701	97.46	95.633	92.212	86.209	79.427	



PJM Daily Report

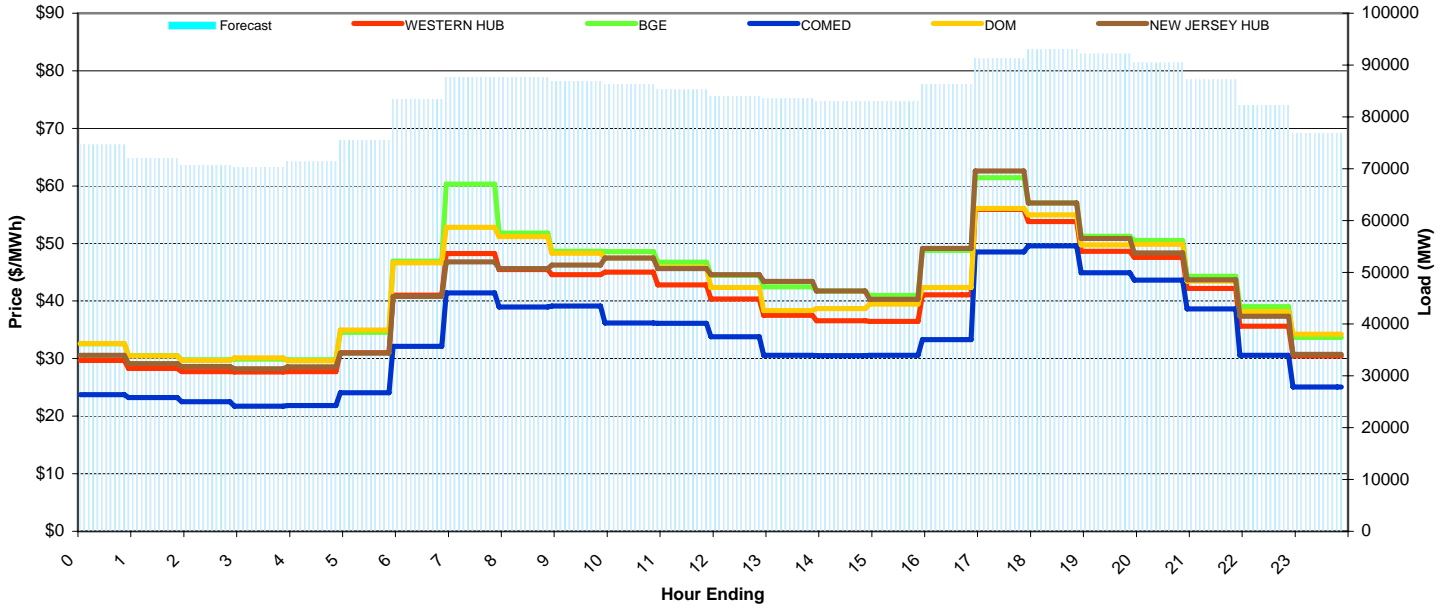
Wednesday December 09, 2009

Price Color Codes:



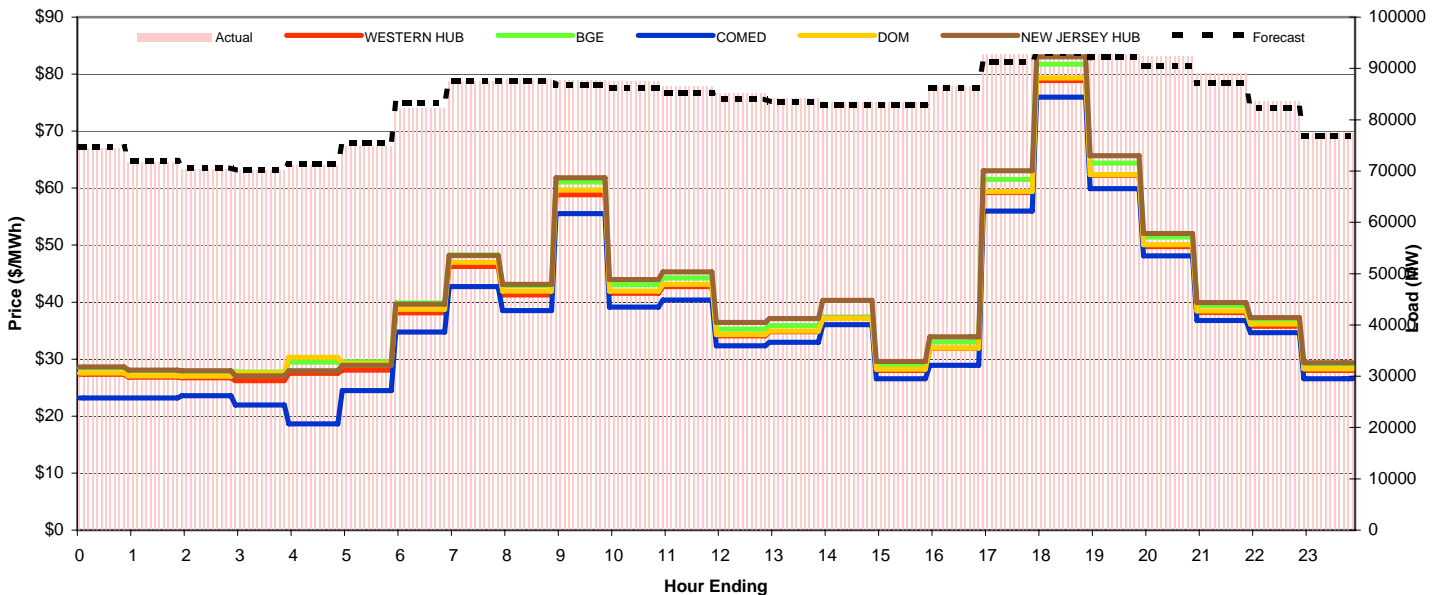
Day-Ahead Prices and Forecast Load

	HE1	HE2	HE3	HE4	HE5	HE6	HE7	HE8	HE9	HE10	HE11	HE12	HE13	HE14	HE15	HE16	HE17	HE18	HE19	HE20	HE21	HE22	HE23	HE24	avg all/peak
WESTERN HUB	29.70	28.31	27.71	27.66	27.74	31.04	41.00	48.25	45.46	44.59	45.00	42.82	40.37	37.53	36.57	36.44	41.06	55.93	53.83	48.64	47.60	42.21	35.61	30.46	39 / 44
BGE	32.585	30.54	29.782	29.933	29.786	34.593	46.924	60.323	51.793	48.648	48.59	46.73	44.48	42.487	41.721	40.97	48.786	61.42	57.023	51.26	50.519	44.311	39.001	33.669	44 / 49
COMED	23.765	23.26	22.501	21.753	21.874	24.091	32.105	41.39	38.952	39.128	36.19	36.131	33.822	30.561	30.54	30.554	33.313	48.539	49.561	44.9	43.624	38.638	30.576	25.072	33 / 38
DOM	32.634	30.462	29.668	30.11	29.626	34.993	46.633	52.83	51.176	48.313	47.447	45.862	42.342	38.355	38.697	39.469	42.355	56.105	54.958	49.749	49.855	43.493	38.199	34.254	42 / 46
NEW JERSEY HUB	30.56	29.14	28.60	28.24	28.55	30.97	40.82	46.79	45.63	46.28	47.46	45.61	44.58	43.40	41.77	40.30	49.13	62.57	57.03	50.86	48.38	43.67	37.34	30.73	42 / 47
DA Forecast	74.6	72.0	70.6	70.2	71.3	75.5	83.4	87.7	87.7	86.8	86.3	85.2	84.0	83.5	82.9	83.0	86.3	91.2	93.0	92.1	90.4	87.1	82.3	76.8	83 / 87



Preliminary Real-Time Prices with Forecasted and Actual System Load

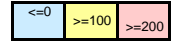
	HE1	HE2	HE3	HE4	HE5	HE6	HE7	HE8	HE9	HE10	HE11	HE12	HE13	HE14	HE15	HE16	HE17	HE18	HE19	HE20	HE21	HE22	HE23	HE24	avg all/peak
WESTERN HUB	27.33	26.81	26.70	26.21	27.52	28.08	38.13	46.29	41.25	58.82	41.57	42.71	34.09	34.79	37.33	28.01	31.91	59.21	78.91	62.26	49.72	38.16	35.78	28.02	40 / 45
BGE	28.477	27.955	27.861	27.73	29.492	29.514	39.841	48.276	42.896	61.086	43.057	44.223	35.235	35.893	37.294	28.95	33.041	61.529	81.761	64.381	51.425	39.386	36.749	28.798	41 / 47
COMED	23.173	23.184	23.556	21.936	18.629	24.479	34.771	42.725	38.51	55.502	39.137	40.351	32.332	32.958	36.028	26.55	28.905	55.997	75.963	59.927	48.128	36.756	34.641	26.574	37 / 43
DOM	27.574	27.09	27.026	27.582	30.314	29.198	38.751	47.009	41.959	59.701	41.956	43.11	34.283	34.921	37.131	28.265	31.96	59.429	79.315	62.401	50.092	38.479	36.175	28.323	40 / 45
NEW JERSEY HUB	28.65	28.10	27.98	27.07	27.96	28.93	39.65	48.18	43.10	61.84	43.94	45.31	36.42	37.12	40.32	29.58	33.93	63.04	83.02	65.66	52.07	39.93	37.28	29.36	42 / 48
Percent Forecast	-0.16	-0.32	-0.40	-0.09	-0.42	-0.96	-1.43	-0.26	0.19	1.01	1.35	1.46	1.37	0.72	0.52	0.64	0.39	2.49	1.92	1.73	2.00	2.21	1.48	0.80	
RTLoad	74.475	71.764	70.341	70.142	71.043	74.749	82.19	87.424	87.822	87.702	87.45	86.488	85.196	84.128	83.365	83.498	86.613	93.551	94.815	93.763	92.259	89.101	83.517	77.428	



PJM Daily Report

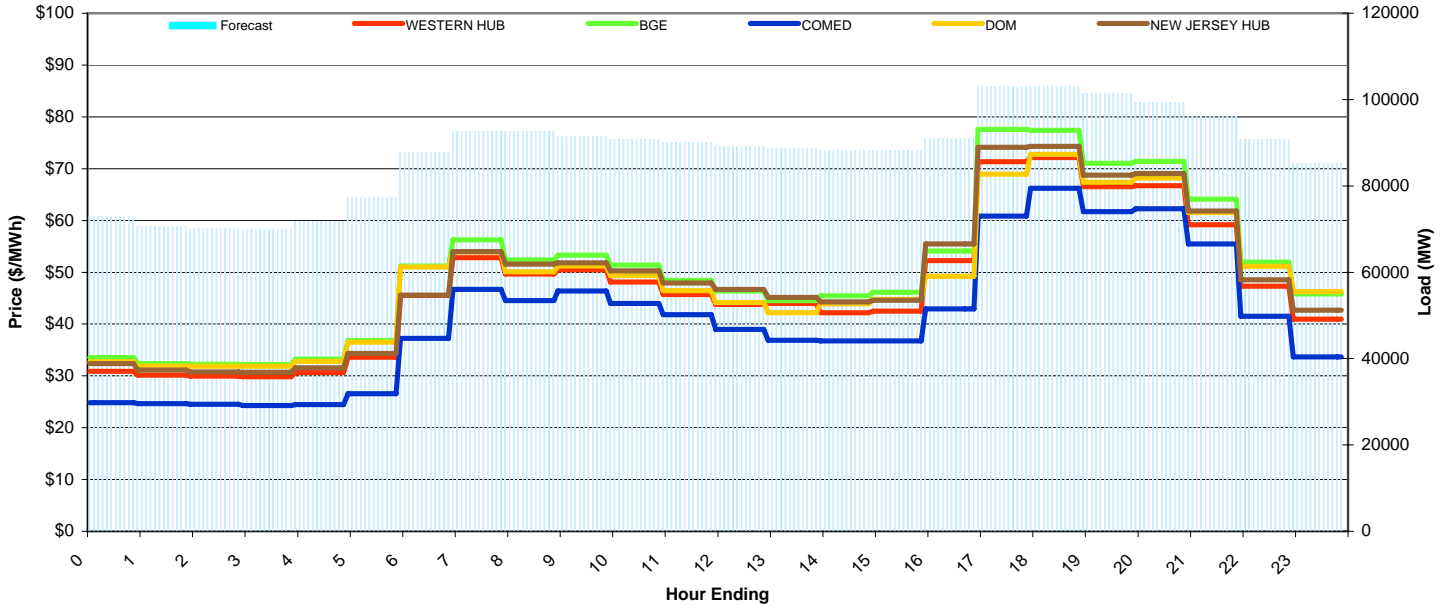
Thursday December 10, 2009

Price Color Codes:



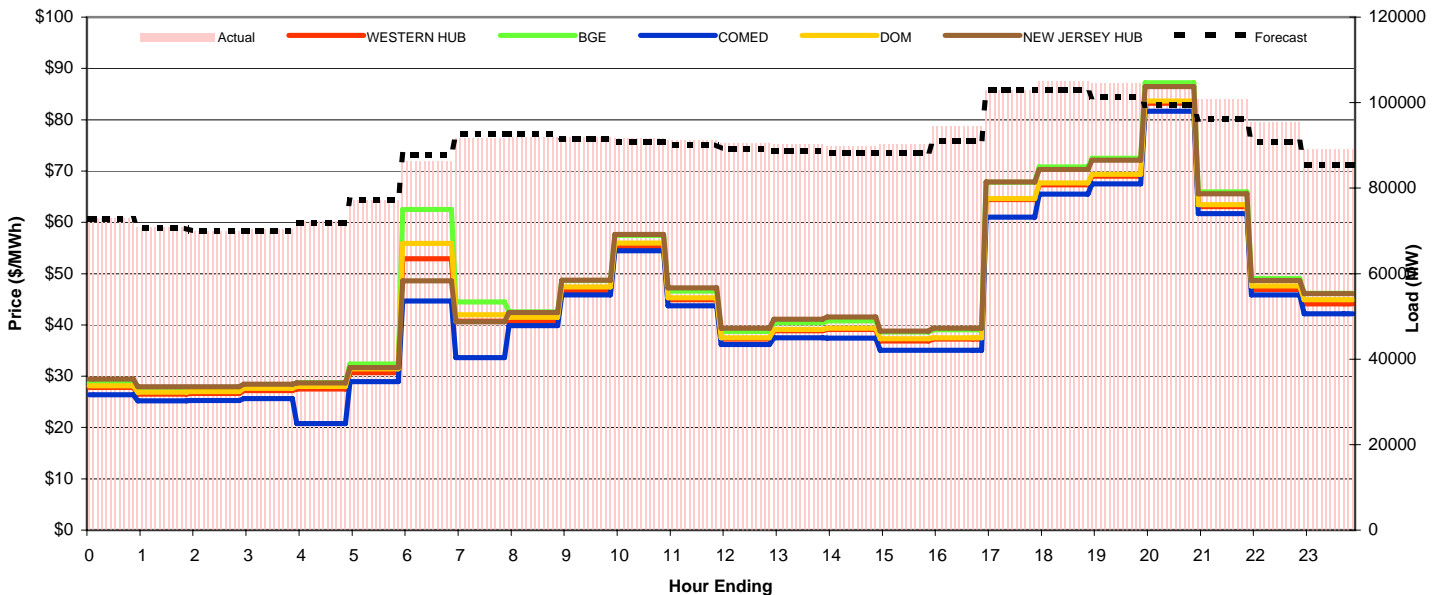
Day-Ahead Prices and Forecast Load

	HE1	HE2	HE3	HE4	HE5	HE6	HE7	HE8	HE9	HE10	HE11	HE12	HE13	HE14	HE15	HE16	HE17	HE18	HE19	HE20	HE21	HE22	HE23	HE24	avg all/peak
WESTERN HUB	30.89	30.15	29.95	29.83	30.65	33.57	45.50	52.81	49.68	50.47	48.14	45.68	43.82	44.00	42.21	42.48	52.25	71.32	72.14	66.50	66.72	59.20	47.33	40.94	47 / 53
BGE	33.531	32.383	32.238	32.198	33.241	36.797	51.197	56.271	52.361	53.299	51.378	48.422	46.387	44.563	45.477	46.136	54.102	77.552	77.396	71.05	71.42	64.121	51.952	45.861	50 / 57
COMED	24.845	24.633	24.515	24.258	24.454	26.548	37.276	46.681	44.544	46.396	43.963	41.798	39.001	36.902	36.72	36.739	42.913	60.812	66.189	61.679	62.277	55.458	41.5	33.642	41 / 48
DOM	32.74	31.876	31.867	31.855	32.769	36.513	51.035	53.892	50.078	51.217	49.375	46.477	44.181	42.156	43.942	44.802	49.255	68.921	72.759	67.366	68.192	61.503	51.117	46.268	48 / 54
NEW JERSEY HUB	32.37	31.15	30.78	30.71	31.59	34.33	45.55	53.99	51.55	51.85	50.29	47.93	46.69	45.14	44.27	44.56	55.48	74.11	74.29	68.74	69.08	61.85	48.55	42.69	49 / 56
DA Forecast	72.8	70.6	70.0	70.0	71.9	77.2	87.8	92.6	92.6	91.5	90.8	90.1	89.3	88.7	88.2	88.3	91.1	103.0	103.0	101.4	99.4	96.1	90.9	85.3	88 / 94



Preliminary Real-Time Prices with Forecasted and Actual System Load

	HE1	HE2	HE3	HE4	HE5	HE6	HE7	HE8	HE9	HE10	HE11	HE12	HE13	HE14	HE15	HE16	HE17	HE18	HE19	HE20	HE21	HE22	HE23	HE24	avg all/peak
WESTERN HUB	27.80	26.51	26.63	27.17	27.51	30.72	52.88	40.71	40.73	46.69	55.28	44.91	37.25	38.86	39.13	36.89	37.27	64.44	67.32	69.01	83.20	63.07	46.91	44.12	45 / 51
BGE	28.673	27.438	27.661	28.332	28.77	32.365	62.523	44.457	42.566	48.639	57.453	46.612	38.742	40.451	40.785	38.627	39.04	67.795	70.785	72.474	87.221	65.948	49.033	46.188	47 / 53
COMED	26.363	25.226	25.278	25.62	20.761	28.975	44.695	33.633	39.885	45.84	54.436	43.746	36.188	37.517	37.437	35.077	35.046	61.003	65.527	67.514	81.646	61.723	45.836	42.199	43 / 49
DOM	28.135	26.871	27.036	27.653	28.001	31.428	55.912	41.954	41.481	47.408	55.953	45.271	37.501	39.145	39.393	37.301	37.464	64.637	67.667	69.394	83.657	63.423	47.603	44.932	45 / 51
NEW JERSEY HUB	29.44	27.97	27.96	28.46	28.71	31.70	48.58	40.61	42.43	48.70	57.65	47.21	39.37	41.10	41.53	38.79	39.39	67.90	70.33	72.11	86.44	65.54	48.63	46.07	47 / 53
Percent Forecast	0.23	0.15	-0.15	0.44	0.52	-0.05	-1.81	-1.03	-0.77	0.42	1.00	1.20	1.49	1.61	1.75	2.21	3.52	-0.17	1.99	3.05	4.07	4.63	4.77	4.26	
RTLoad	72.996	70.708	69.928	70.256	72.228	77.168	86.23	91.699	91.937	91.866	91.727	91.203	90.616	90.102	89.724	90.286	94.378	102.79	105.05	104.6	103.57	100.77	95.41	89.124	



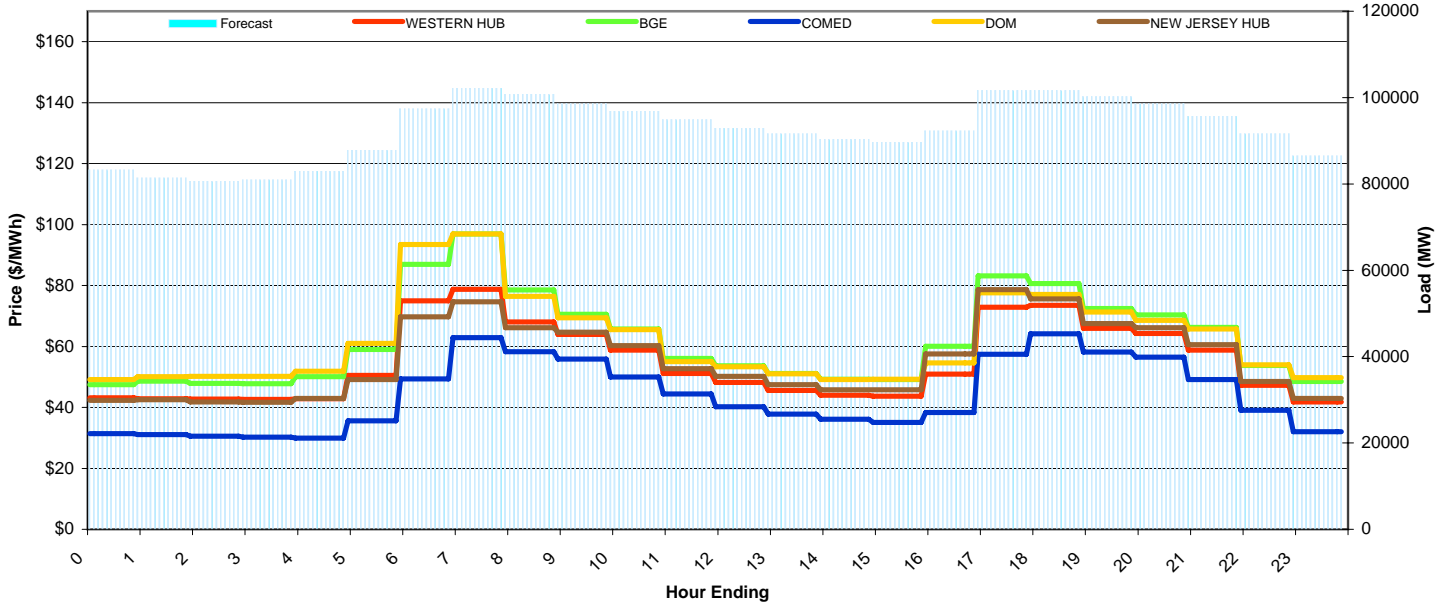
PJM Daily Report

Friday December 11, 2009

Price Color Codes: ≤0 ≥100 ≥200

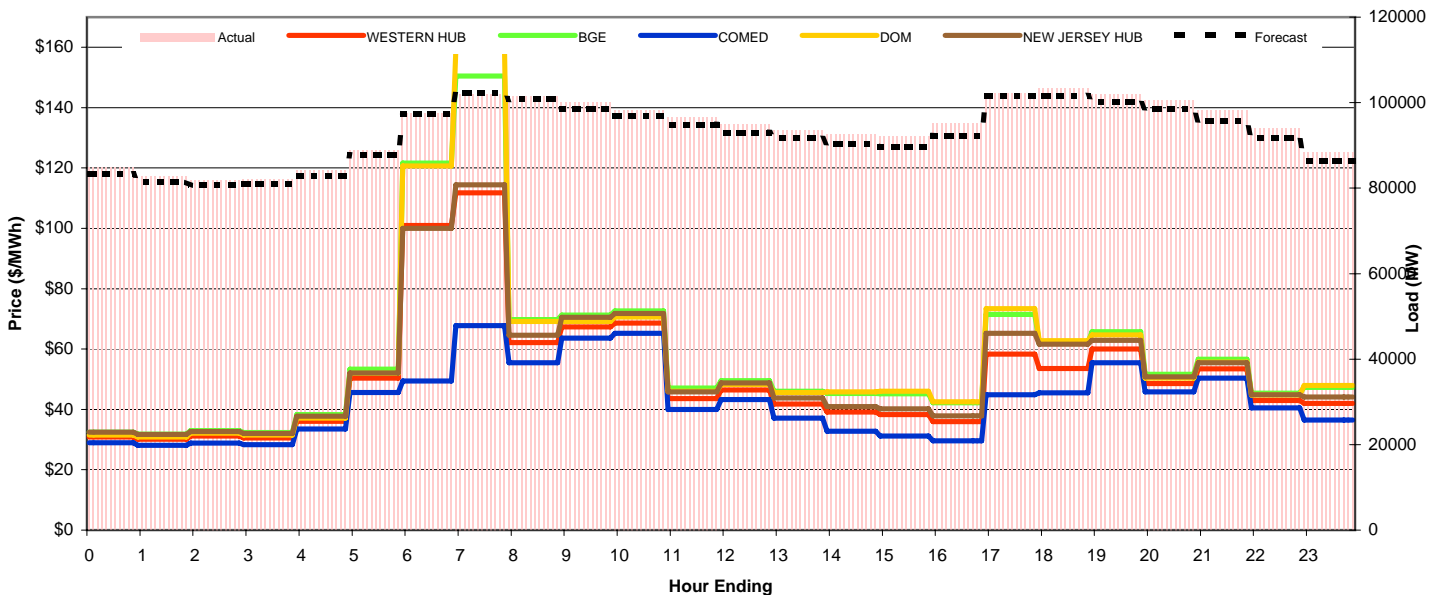
Day-Ahead Prices and Forecast Load

	HE1	HE2	HE3	HE4	HE5	HE6	HE7	HE8	HE9	HE10	HE11	HE12	HE13	HE14	HE15	HE16	HE17	HE18	HE19	HE20	HE21	HE22	HE23	HE24	avg all/peak
WESTERN HUB	43.21	42.88	42.71	42.58	42.80	50.50	75.00	78.73	68.05	63.90	58.79	51.12	48.21	45.53	43.99	43.65	50.96	72.86	73.53	65.92	64.30	58.82	47.27	41.83	55 / 58
BGE	47.485	48.601	47.878	47.75	50.109	58.963	86.896	96.947	78.524	70.605	65.753	56.036	53.705	51.173	49.278	49.177	60.056	83.19	80.655	72.451	70.37	66.26	53.748	48.55	62 / 66
COMED	31.409	31.114	30.544	30.233	29.952	35.615	49.34	62.948	58.25	55.867	50.008	44.381	40.199	37.751	36.114	35.034	38.351	57.421	64.191	58.146	56.507	49.139	39.047	31.974	44 / 49
DOM	49.146	50.09	50.165	50.207	51.908	60.961	93.453	96.937	76.468	69.421	65.509	55.029	53.364	51.058	49.095	49.211	54.588	77.554	77.056	71.341	68.538	65.781	53.932	49.724	62 / 65
NEW JERSEY HUB	42.35	42.52	41.82	41.66	42.89	49.15	69.76	74.65	66.13	64.73	60.32	52.75	50.16	47.42	45.78	45.83	57.49	78.67	75.58	67.49	66.13	60.58	48.46	42.98	56 / 60
DA Forecast	83.2	81.4	80.6	80.9	82.9	87.8	97.4	102.2	100.8	98.5	96.8	94.8	93.0	91.6	90.3	89.6	92.3	101.6	101.6	100.2	98.6	95.7	91.6	86.5	93 / 96



Preliminary Real-Time Prices with Forecasted and Actual System Load

	HE1	HE2	HE3	HE4	HE5	HE6	HE7	HE8	HE9	HE10	HE11	HE12	HE13	HE14	HE15	HE16	HE17	HE18	HE19	HE20	HE21	HE22	HE23	HE24	avg all/peak
WESTERN HUB	30.91	30.14	31.20	30.55	36.04	50.35	100.92	111.79	62.14	67.38	68.67	43.59	46.44	41.73	39.11	38.33	36.00	58.28	53.57	60.07	48.56	53.41	42.95	42.04	51 / 54
BGE	32.46	31.803	33	32.359	38.24	53.351	121.68	150.52	69.773	71.27	72.631	47.108	49.539	46.034	45.308	45.218	42.172	71.464	62.177	65.777	51.698	56.625	45.414	47.326	58 / 62
COMED	28.992	28.151	28.844	28.296	33.475	45.642	49.388	67.771	55.482	63.672	65.224	40.013	43.256	37.124	32.761	31.225	29.604	44.851	45.471	55.507	45.822	50.408	40.496	36.527	43 / 47
DOM	31.465	30.828	32.141	31.467	37.072	51.937	120.7	159.44	69.18	69.156	70.619	46.051	48.249	45.594	45.839	46.039	42.577	73.37	62.781	64.724	50.387	55.627	44.736	47.889	57 / 62
NEW JERSEY HUB	32.48	31.69	32.63	32.02	37.77	52.11	100.03	114.44	64.59	70.54	71.77	45.77	48.78	43.75	40.92	40.21	37.87	65.25	61.62	62.88	50.76	55.50	44.89	44.11	53 / 57
Percent Forecast	1.75	1.53	1.56	1.33	1.36	1.13	0.05	-0.18	0.70	1.54	1.55	1.85	1.99	2.03	2.71	3.01	3.01	0.51	1.61	1.69	2.02	2.53	2.44	2.14	
RTLoad	84.708	82.621	81.879	82.037	84.084	88.855	97.413	102.04	101.47	100.09	98.325	96.63	94.867	93.505	92.505	92.134	95.16	102.15	103.27	101.89	100.63	98.147	93.916	88.386	



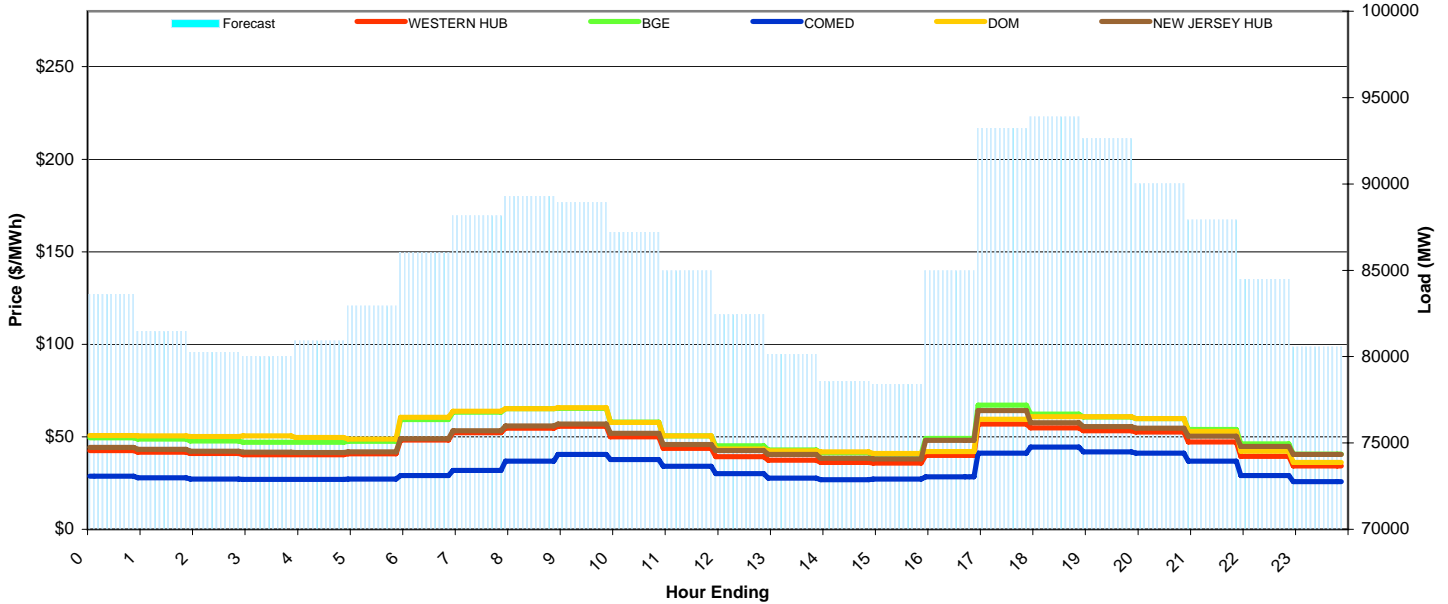
PJM Daily Report

Saturday December 12, 2009

Price Color Codes: <=0 >=100 >=200

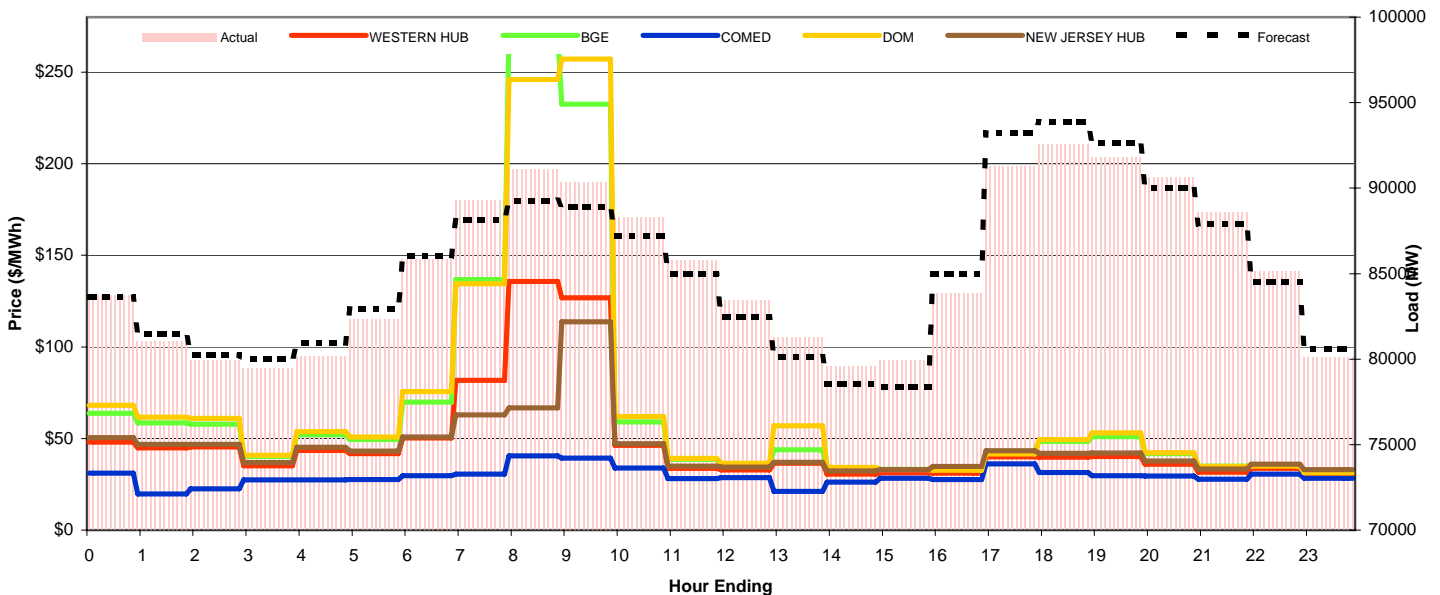
Day-Ahead Prices and Forecast Load

	HE1	HE2	HE3	HE4	HE5	HE6	HE7	HE8	HE9	HE10	HE11	HE12	HE13	HE14	HE15	HE16	HE17	HE18	HE19	HE20	HE21	HE22	HE23	HE24	avg all/peak
WESTERN HUB	42.49	41.76	40.91	40.37	40.23	40.84	48.27	52.20	54.68	55.64	50.00	43.82	39.22	37.38	36.11	35.75	40.00	56.94	54.83	53.28	52.53	47.28	39.44	34.23	45 / 47
BGE	49.532	48.774	47.732	47.107	47.051	47.59	59.301	63.316	65.21	65.32	57.909	50.433	45.056	42.853	41.3	40.643	49.16	67.154	62.215	60.76	59.792	54.005	46.241	40.69	52 / 54
COMED	28.713	27.774	27.158	26.961	27.008	27.196	28.987	31.751	36.853	40.543	37.703	34.121	30.07	27.64	26.881	27.086	28.305	41.132	44.431	41.798	41.128	36.803	29.109	25.798	32 / 35
DOM	50.687	50.518	50.137	50.426	49.667	48.751	60.595	63.747	65.234	65.661	57.751	50.482	43.476	42.445	41.918	41.066	42.042	59.514	60.864	60.828	59.872	52.949	42.245	36.115	52 / 53
NEW JERSEY HUB	44.30	43.21	42.21	41.68	41.50	41.85	48.95	53.32	55.87	56.98	51.80	45.87	42.63	40.47	38.44	38.11	48.04	64.18	57.67	55.44	54.64	50.30	44.84	40.38	48 / 50
DA Forecast	83.6	81.5	80.2	80.0	80.9	82.9	86.0	88.2	89.3	88.9	87.2	85.0	82.4	80.1	78.6	78.4	85.0	93.2	93.9	92.6	90.0	87.9	84.5	80.6	85 / 87



Preliminary Real-Time Prices with Forecasted and Actual System Load

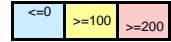
	HE1	HE2	HE3	HE4	HE5	HE6	HE7	HE8	HE9	HE10	HE11	HE12	HE13	HE14	HE15	HE16	HE17	HE18	HE19	HE20	HE21	HE22	HE23	HE24	avg all/peak
WESTERN HUB	48.11	44.97	45.36	35.17	43.54	41.66	50.30	81.80	135.76	126.87	46.31	33.66	32.86	36.45	30.60	31.27	31.06	40.05	39.79	40.21	35.90	31.70	33.65	30.69	48 / 50
BGE	63.823	58.558	57.782	40.127	52.089	49.477	69.935	136.74	271.5	232.52	58.989	38.639	36.321	43.894	34.024	33.265	33.747	43.11	48.345	50.97	41.706	34.94	35.749	32.164	67 / 73
COMED	31.07	19.779	22.534	27.398	27.343	27.529	29.739	30.645	40.593	39.23	33.929	28.15	28.577	21.084	26.261	28.278	27.683	36.182	31.361	29.67	29.539	27.732	30.558	28.27	29 / 31
DOM	68.201	61.592	60.993	40.874	53.821	50.743	75.565	134.57	245.99	257.19	62.092	39.179	36.495	56.896	34.309	32.962	32.608	41.648	49.437	53.144	42.203	34.692	34.897	31.29	68 / 74
NEW JERSEY HUB	50.45	46.76	46.84	36.88	45.26	43.23	50.90	62.87	66.79	113.79	47.24	35.01	34.43	36.98	32.32	32.98	34.67	43.31	41.98	42.02	37.66	33.41	35.90	33.08	45 / 46
Percent Forecast	0.18	-0.49	-0.41	-0.67	-0.96	-0.74	-0.22	1.28	1.97	1.58	1.23	0.92	1.19	1.40	1.28	1.94	-1.34	-2.13	-1.42	-0.90	0.66	0.75	0.72	-0.61	
RTLload	83.745	81.06	79.909	79.466	80.155	82.32	85.855	89.298	91.082	90.354	88.293	85.751	83.432	81.274	79.567	79.944	83.854	91.288	92.566	91.801	90.612	88.585	85.095	80.083	



PJM Daily Report

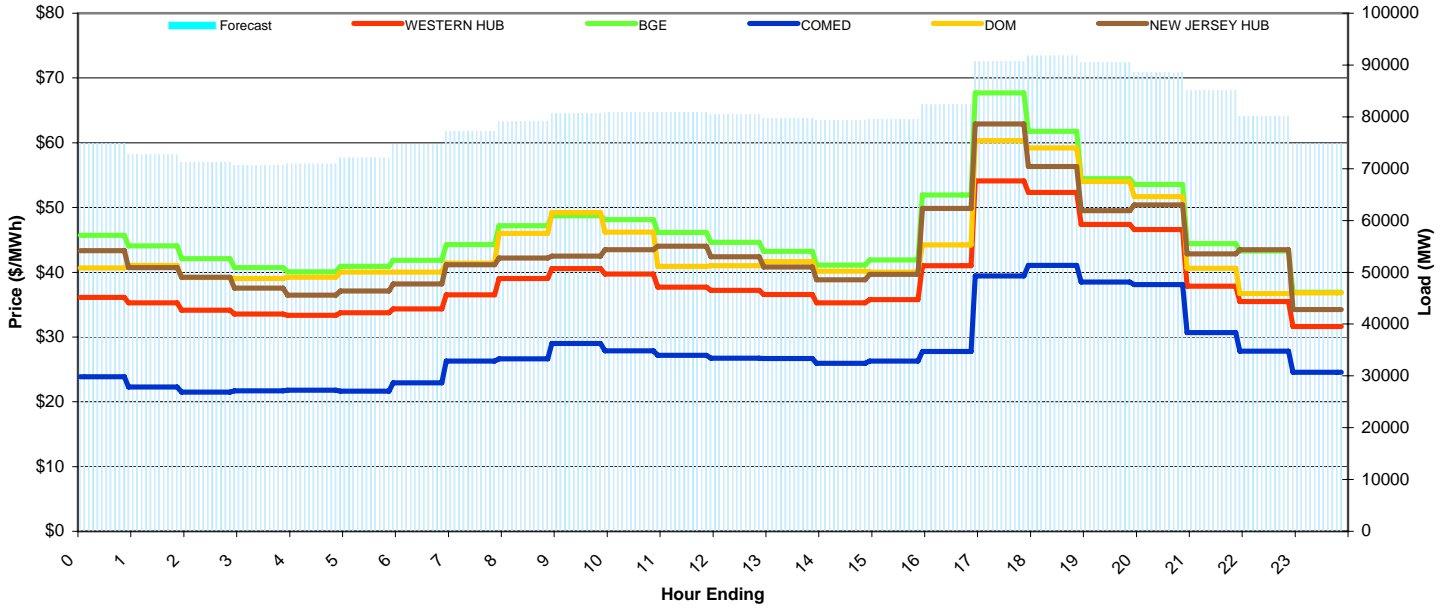
Sunday December 13, 2009

Price Color Codes:



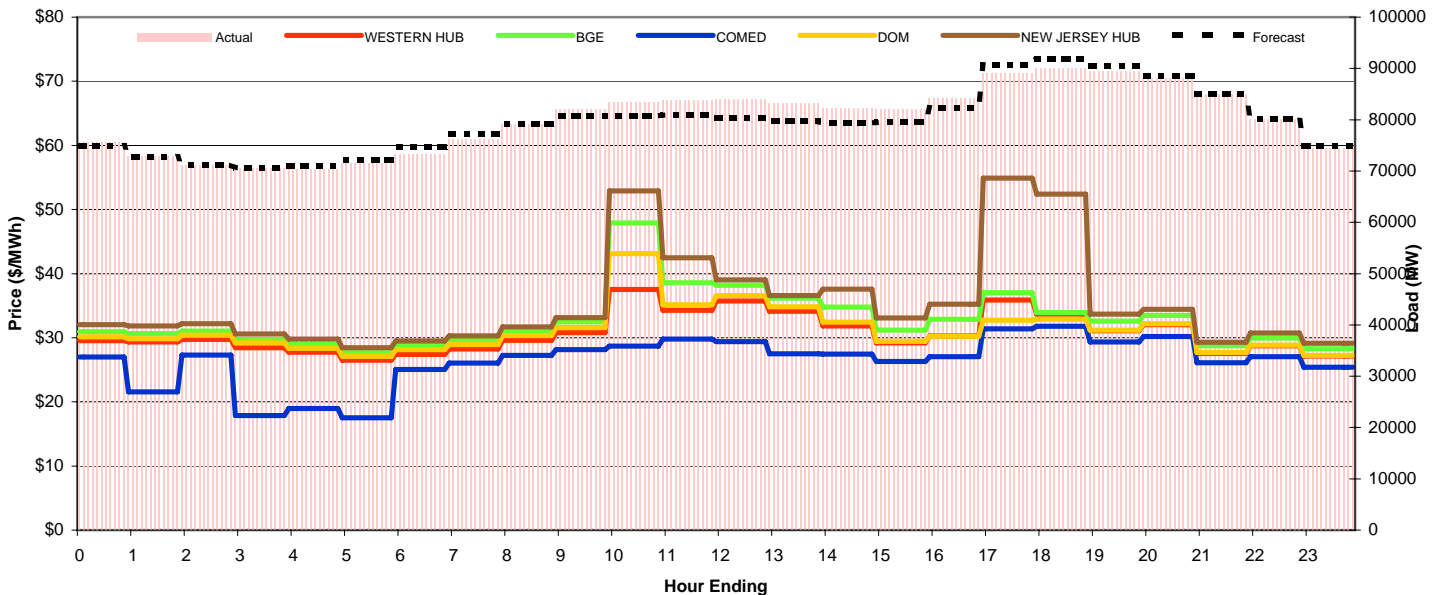
Day-Ahead Prices and Forecast Load

	HE1	HE2	HE3	HE4	HE5	HE6	HE7	HE8	HE9	HE10	HE11	HE12	HE13	HE14	HE15	HE16	HE17	HE18	HE19	HE20	HE21	HE22	HE23	HE24	avg all/peak
WESTERN HUB	36.11	35.28	34.15	33.57	33.35	33.73	34.34	36.51	39.02	40.57	39.73	37.72	37.22	36.57	35.30	35.80	41.03	54.10	52.32	47.37	46.61	37.87	35.47	31.62	39 / 41
BGE	45.719	44.083	42.093	40.694	40.089	40.903	41.834	44.297	47.192	48.71	48.137	46.149	44.61	43.241	41.12	41.911	51.931	67.719	61.76	54.43	53.55	44.435	43.307	36.924	46 / 49
COMED	23.881	22.298	21.499	21.697	21.779	21.642	22.95	26.298	26.622	28.981	27.889	27.197	26.728	26.702	25.92	26.303	27.764	39.427	41.085	38.473	38.12	30.671	27.822	24.547	28 / 30
DOM	40.681	41.064	39.206	39.019	39.253	40.015	40.009	41.432	45.999	49.198	46.202	40.915	40.993	41.667	40.184	40.015	44.2	60.315	59.178	54.008	51.676	40.639	36.725	36.818	44 / 46
NEW JERSEY HUB	43.35	40.72	39.21	37.53	36.49	37.10	38.20	41.14	42.22	42.51	43.48	44.01	42.39	40.83	38.86	39.70	49.86	62.88	56.33	49.50	50.40	42.84	43.48	34.25	43 / 46
DA Forecast	74.9	72.7	71.2	70.6	70.9	72.1	74.6	77.3	79.2	80.7	80.8	80.9	80.4	79.7	79.3	79.5	82.3	90.7	91.8	90.5	88.5	85.0	80.1	74.8	80 / 83



Preliminary Real-Time Prices with Forecasted and Actual System Load

	HE1	HE2	HE3	HE4	HE5	HE6	HE7	HE8	HE9	HE10	HE11	HE12	HE13	HE14	HE15	HE16	HE17	HE18	HE19	HE20	HE21	HE22	HE23	HE24	avg all/peak
WESTERN HUB	29.53	29.35	29.75	28.44	27.74	26.50	27.42	28.25	29.62	30.78	37.53	34.27	35.74	34.13	31.85	29.18	30.30	35.89	33.68	31.12	32.06	27.56	28.73	27.16	31 / 32
BGE	30.935	30.625	31.046	29.689	28.98	27.765	28.859	29.681	31.157	32.513	47.922	38.57	38.184	36.172	34.797	31.17	32.912	37.008	33.958	32.602	33.502	28.765	29.96	28.304	33 / 34
COMED	26.996	21.577	27.317	17.852	18.961	17.499	25.074	26.072	27.266	28.152	28.695	29.776	29.41	27.519	27.454	26.278	27.041	31.402	31.8	29.323	30.173	26.08	27.037	25.407	26 / 28
DOM	30.155	29.846	30.376	29.181	28.324	27.102	28.171	28.939	30.362	31.566	43.14	35.126	36.561	34.837	32.439	29.445	30.255	32.731	32.871	31.21	32.208	27.705	28.871	27.24	31 / 32
NEW JERSEY HUB	32.03	31.84	32.16	30.61	29.81	28.46	29.49	30.32	31.69	33.13	52.91	42.49	39.01	36.56	37.56	33.09	35.24	54.90	52.40	33.70	34.43	29.31	30.74	29.15	35 / 38
Percent Forecast	1.02	0.11	-0.06	-0.23	-0.73	-0.94	-1.74	-1.46	-0.07	1.61	3.03	3.36	4.16	4.25	3.58	3.18	2.22	-1.82	-1.91	-1.18	-0.59	-0.12	0.08	-0.44	
RTLoad	75.67	72.794	71.154	70.48	70.388	71.415	73.317	76.147	79.121	81.998	83.316	83.703	83.927	83.223	82.284	82.074	84.19	89.113	90.082	89.441	88	84.933	80.158	74.463	



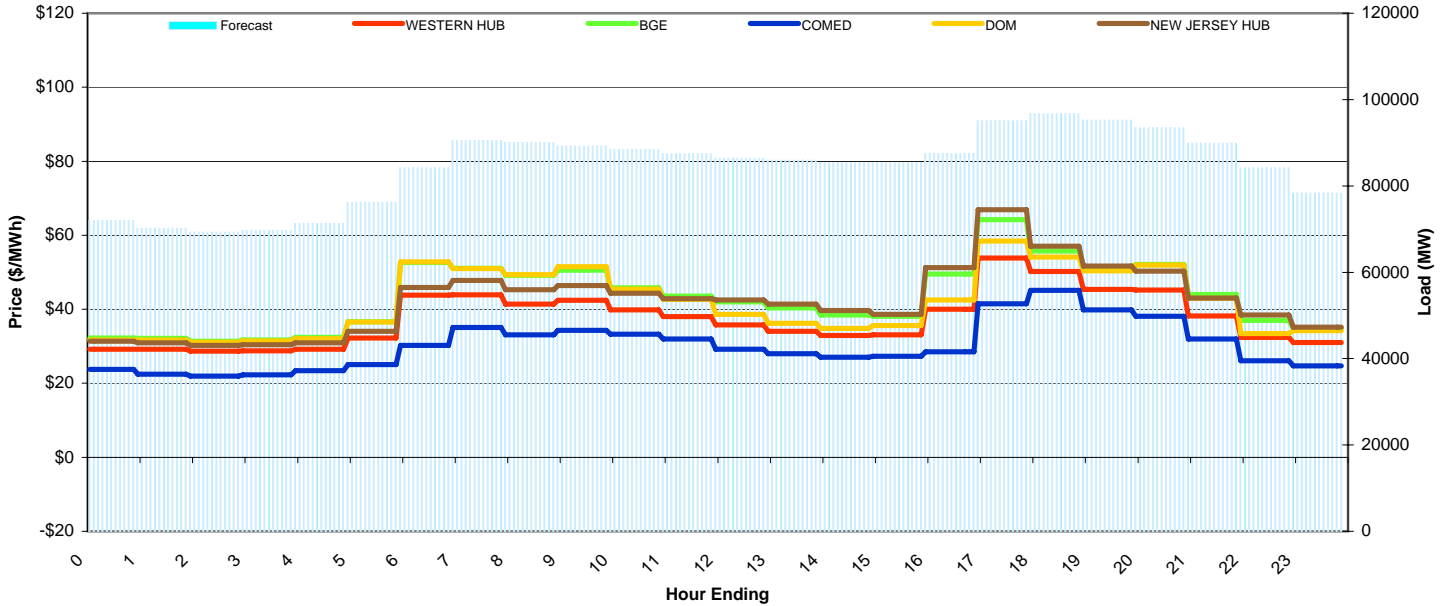
PJM Daily Report

Monday December 14, 2009

Price Color Codes: ≤0 ≥100 ≥200

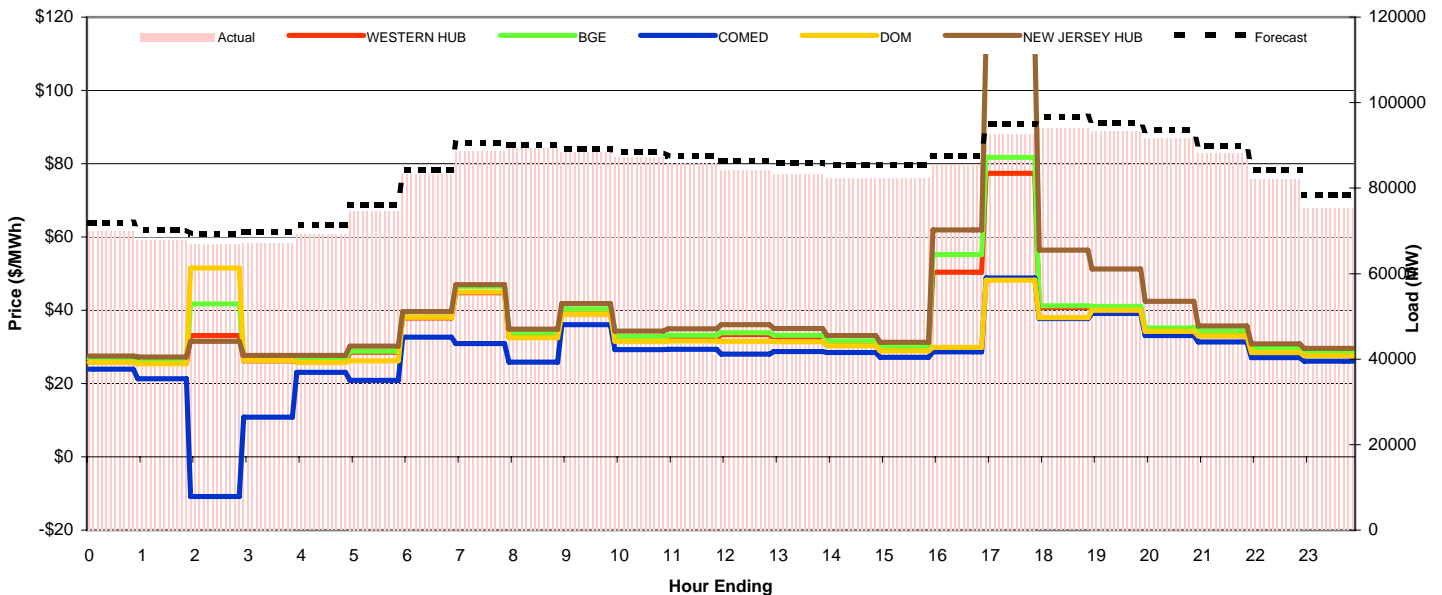
Day-Ahead Prices and Forecast Load

	HE1	HE2	HE3	HE4	HE5	HE6	HE7	HE8	HE9	HE10	HE11	HE12	HE13	HE14	HE15	HE16	HE17	HE18	HE19	HE20	HE21	HE22	HE23	HE24	avg all/peak
WESTERN HUB	29.24	29.19	28.67	28.74	29.22	32.27	43.79	43.92	41.40	42.42	39.85	37.98	35.81	34.09	32.93	33.08	40.00	53.85	50.26	45.36	45.21	38.23	32.44	31.03	37 / 40
BGE	32.235	32.114	31.4	31.701	32.4	36.666	52.664	51.073	49.175	50.567	45.771	43.533	42.015	40.383	38.434	38.072	49.514	64.196	55.743	51.228	52.078	43.981	36.995	34.834	43 / 47
COMED	23.737	22.49	21.907	22.263	23.393	25.014	30.261	35.103	33.097	34.295	33.283	31.94	29.183	27.992	27.035	27.313	28.469	41.461	45.131	39.882	38.101	31.97	26.07	24.724	30 / 33
DOM	31.704	31.744	31.096	31.437	32.09	36.527	52.814	50.985	49.321	51.472	45.457	42.713	38.625	36.228	34.806	35.606	42.509	58.452	54.089	50.356	51.957	42.941	33.405	34.25	42 / 45
NEW JERSEY HUB	31.32	30.92	30.28	30.42	30.92	34.02	45.92	47.80	45.30	46.39	44.32	42.83	42.55	41.42	39.64	38.59	51.22	66.87	57.01	51.69	50.29	43.04	38.46	35.13	42 / 47
DA Forecast	72.0	70.2	69.3	69.7	71.3	76.2	84.2	90.5	90.1	89.2	88.4	87.5	86.5	85.9	85.4	85.4	87.6	95.1	96.7	95.3	93.5	89.9	84.2	78.4	84 / 89



Preliminary Real-Time Prices with Forecasted and Actual System Load

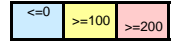
	HE1	HE2	HE3	HE4	HE5	HE6	HE7	HE8	HE9	HE10	HE11	HE12	HE13	HE14	HE15	HE16	HE17	HE18	HE19	HE20	HE21	HE22	HE23	HE24	avg all/peak
WESTERN HUB	25.79	25.49	33.11	26.23	25.97	28.55	37.88	44.80	32.64	39.05	31.81	32.29	33.40	32.41	30.64	29.10	50.38	77.42	40.79	40.64	34.66	33.08	28.60	27.65	35 / 38
BGE	26.776	26.379	41.759	27.112	26.914	28.782	39.553	46.581	33.815	40.315	32.855	33.209	33.913	33.213	31.645	30.104	55.187	81.733	41.257	41.067	35.22	34.286	29.578	28.524	37 / 40
COMED	23.926	21.308	-10.83	10.867	23.043	20.906	32.691	30.904	25.847	36.095	29.301	29.341	28.07	28.73	28.505	27.2	28.642	48.793	37.707	39.159	33.133	31.377	27.048	26.135	27 / 32
DOM	25.795	25.409	51.512	26.323	25.806	26.22	38.092	44.976	32.476	38.915	31.549	31.604	31.512	31.463	30.292	28.899	29.897	48.239	37.953	40.015	34.24	32.97	28.458	27.573	33 / 35
NEW JERSEY HUB	27.55	27.23	31.52	27.68	27.64	30.26	39.61	46.96	34.84	41.79	34.35	34.90	36.07	35.03	33.12	31.31	61.91	114.56	56.40	51.30	42.49	35.69	30.84	29.65	40 / 45
Percent Forecast	-2.76	-3.49	-3.50	-3.73	-3.08	-2.19	-0.99	-1.87	-0.78	-0.90	-1.34	-2.02	-2.60	-3.24	-3.58	-3.65	-2.13	-2.64	-2.92	-2.08	-1.93	-1.80	-2.55	-4.19	
RTLload	70.04	67.819	66.976	67.185	69.174	74.532	83.356	88.812	89.359	88.428	87.238	85.759	84.269	83.247	82.422	82.366	85.747	92.634	93.962	93.322	91.705	88.29	82.111	75.205	



PJM Daily Report

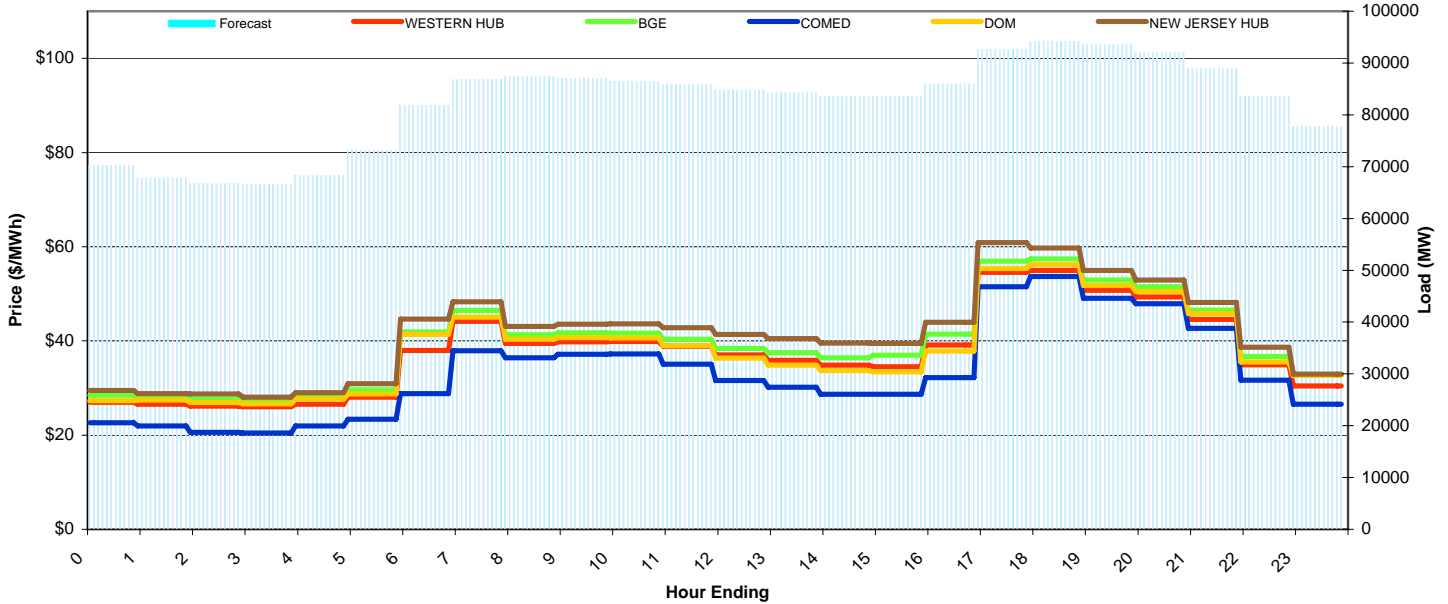
Tuesday December 15, 2009

Price Color Codes:



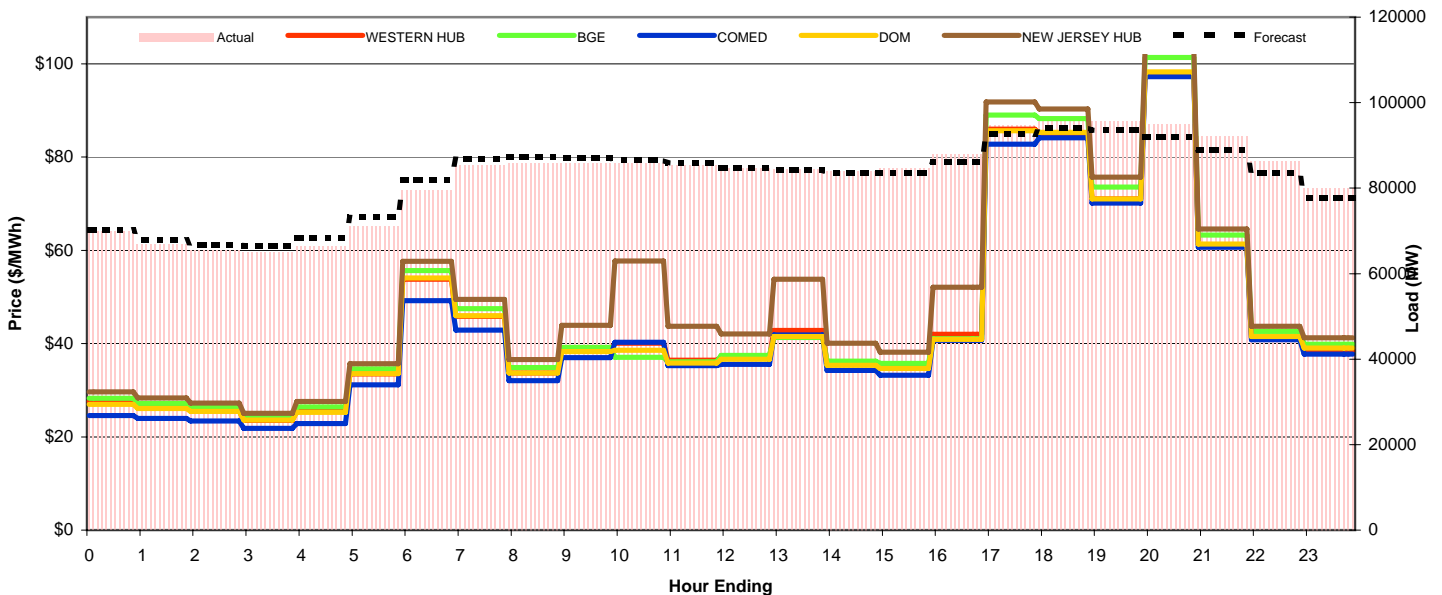
Day-Ahead Prices and Forecast Load

	HE1	HE2	HE3	HE4	HE5	HE6	HE7	HE8	HE9	HE10	HE11	HE12	HE13	HE14	HE15	HE16	HE17	HE18	HE19	HE20	HE21	HE22	HE23	HE24	avg all/peak
WESTERN HUB	27.00	26.56	26.17	26.00	26.56	28.07	37.99	44.14	39.47	39.82	39.87	38.89	37.02	35.87	34.84	34.49	39.15	54.58	54.95	50.74	49.32	44.55	34.94	30.42	38 / 42
BGE	28.468	28.162	27.659	27.428	28.195	29.637	41.93	46.492	41.33	41.741	41.635	40.379	38.356	37.478	36.433	36.943	41.46	56.942	57.391	52.906	51.527	46.566	36.702	32.909	40 / 44
COMED	22.607	21.938	20.557	20.478	21.952	23.345	28.84	37.893	36.412	37.181	37.205	35.07	31.621	30.147	28.671	28.683	32.226	51.504	53.643	49.08	47.925	42.651	31.685	26.571	33 / 38
DOM	27.339	27.464	26.915	26.666	27.665	28.743	41.365	45.078	40.337	40.711	40.663	38.984	36.337	34.863	33.675	33.422	37.847	55.36	56.179	51.78	50.473	45.808	35.568	32.699	38 / 42
NEW JERSEY HUB	29.51	28.82	28.71	28.03	29.00	30.91	44.64	48.34	43.07	43.55	43.64	42.83	41.36	40.49	39.52	39.49	43.94	60.88	59.75	54.94	52.94	48.20	38.63	32.98	41 / 46
DA Forecast	70.2	67.8	66.7	66.6	68.3	73.2	81.9	86.8	87.3	87.0	86.5	85.9	84.8	84.2	83.6	83.6	86.0	92.6	94.1	93.5	92.0	88.9	83.6	77.7	82 / 88



Preliminary Real-Time Prices with Forecasted and Actual System Load

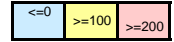
	HE1	HE2	HE3	HE4	HE5	HE6	HE7	HE8	HE9	HE10	HE11	HE12	HE13	HE14	HE15	HE16	HE17	HE18	HE19	HE20	HE21	HE22	HE23	HE24	avg all/peak
WESTERN HUB	27.57	26.48	25.58	23.54	25.82	33.46	53.80	45.86	33.68	38.52	40.11	36.44	37.06	42.80	35.78	34.88	42.00	85.95	85.06	71.05	98.02	61.19	41.23	38.58	45 / 52
BGE	28.243	27.164	26.346	24.318	26.437	34.555	55.683	47.505	34.869	39.216	37.022	36.128	37.48	41.304	36.265	35.732	41.047	88.987	88.22	73.539	101.33	63.297	42.622	39.877	46 / 53
COMED	24.574	23.927	23.38	21.825	22.845	31.176	49.231	42.896	32.057	36.972	40.28	35.302	35.523	41.883	34.256	33.229	40.698	82.765	84.099	70.113	97.221	60.682	40.81	37.754	43 / 51
DOM	26.968	26.108	25.429	23.619	25.243	33.579	54.074	46.01	33.679	38.289	38.569	35.854	36.62	41.527	35.355	34.667	40.89	85.611	85.29	71.054	98.288	61.374	41.549	39.052	45 / 52
NEW JERSEY HUB	29.64	28.35	27.27	25.04	27.58	35.69	57.66	49.49	36.55	43.91	57.71	43.72	42.10	53.78	40.05	38.18	52.10	91.79	90.29	75.69	103.52	64.60	43.69	41.23	50 / 58
Percent Forecast	-0.67	-1.49	-2.06	-2.42	-3.02	-3.14	-2.99	-1.76	-1.67	-1.42	-0.98	-0.61	-0.15	0.16	0.51	1.17	2.26	2.12	2.09	2.26	3.01	3.37	3.15	2.85	
RTLoad	69.737	66.832	65.37	65.01	66.32	70.935	79.527	85.333	85.888	85.809	85.707	85.33	84.678	84.354	84.026	84.597	87.987	94.603	96.137	95.669	94.81	91.974	86.334	80	



PJM Daily Report

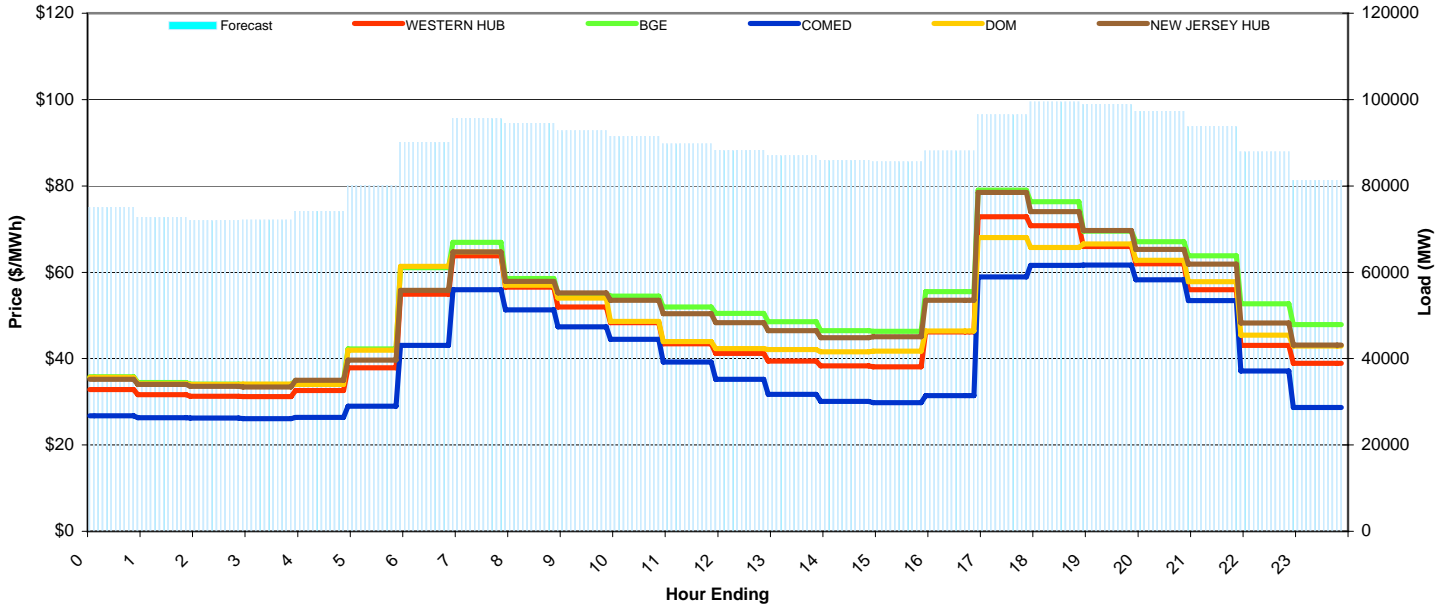
Wednesday December 16, 2009

Price Color Codes:



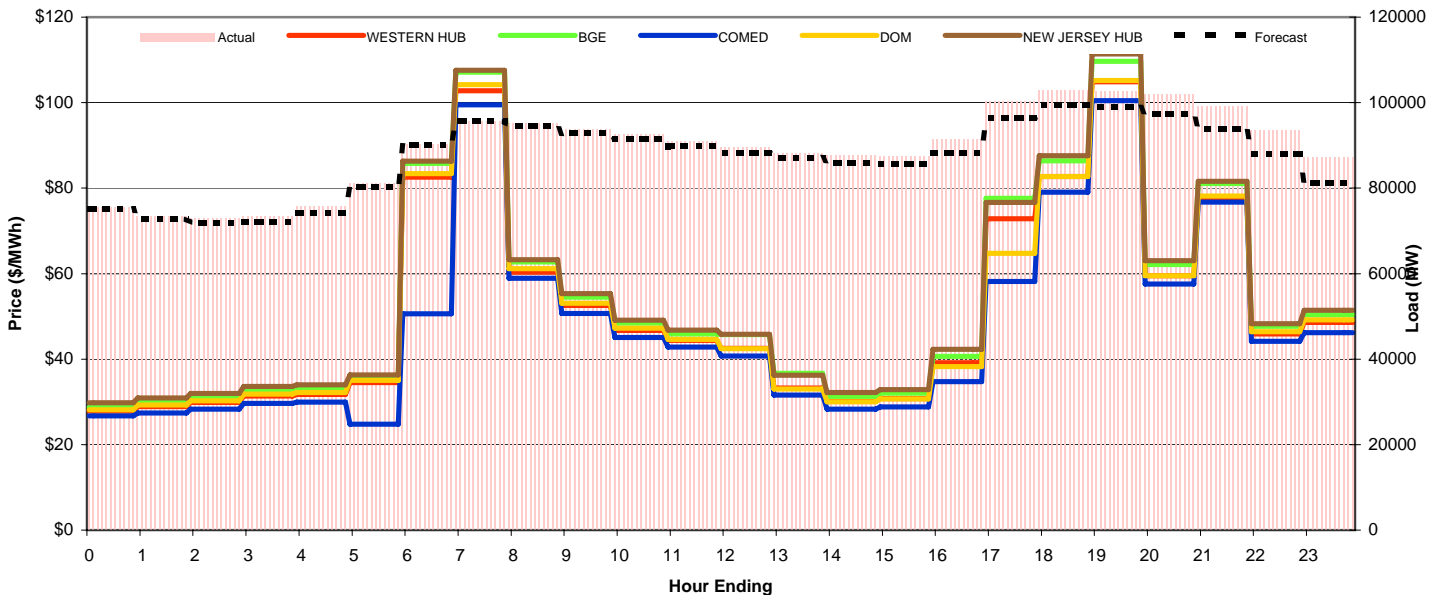
Day-Ahead Prices and Forecast Load

	HE1	HE2	HE3	HE4	HE5	HE6	HE7	HE8	HE9	HE10	HE11	HE12	HE13	HE14	HE15	HE16	HE17	HE18	HE19	HE20	HE21	HE22	HE23	HE24	avg all/peak
WESTERN HUB	32.83	31.69	31.27	31.21	32.62	37.88	54.91	63.79	56.57	51.98	48.32	43.43	41.23	39.47	38.33	38.09	46.21	72.83	70.79	65.97	61.95	55.98	43.04	38.93	47 / 52
BGE	35.833	34.441	34.067	34.048	34.93	42.214	61.084	66.965	58.562	55.01	54.444	51.991	50.48	48.53	46.459	46.343	55.52	78.987	76.363	69.51	67.09	63.798	52.704	47.876	53 / 59
COMED	26.735	26.328	26.249	26.112	26.401	28.982	43.05	55.973	51.323	47.365	44.447	39.192	35.239	31.702	30.121	29.772	31.396	58.892	61.561	61.681	58.245	53.457	37.126	28.699	40 / 45
DOM	35.649	34.163	33.984	34.091	34.016	41.934	61.381	64.699	56.979	54.062	48.595	43.954	42.304	42.12	41.545	41.744	46.432	68.057	65.736	66.575	62.764	57.829	45.4	42.934	49 / 53
NEW JERSEY HUB	35.18	34.01	33.59	33.42	35.00	39.64	55.80	64.73	57.87	55.25	53.48	50.40	48.36	46.44	44.87	45.03	53.50	78.52	74.06	69.69	65.29	61.87	48.22	43.17	51 / 57
DA Forecast	75.1	72.8	72.0	72.1	74.2	80.2	90.1	95.6	94.6	92.8	91.5	89.8	88.2	87.0	85.9	85.6	88.1	96.5	99.5	98.9	97.3	93.8	87.9	81.3	87 / 92



Preliminary Real-Time Prices with Forecasted and Actual System Load

	HE1	HE2	HE3	HE4	HE5	HE6	HE7	HE8	HE9	HE10	HE11	HE12	HE13	HE14	HE15	HE16	HE17	HE18	HE19	HE20	HE21	HE22	HE23	HE24	avg all/peak
WESTERN HUB	27.86	28.88	29.85	31.39	31.75	34.52	82.57	102.79	60.32	52.58	46.73	44.37	42.50	33.24	30.11	30.76	39.18	72.87	82.70	104.87	59.50	77.78	45.90	48.57	52 / 58
BGE	28.781	29.978	30.998	32.63	33.012	35.844	85.766	107.16	62.72	54.48	48.405	45.866	45.752	36.696	31.321	32.011	40.649	77.661	86.36	109.7	62.161	81.047	47.708	50.388	54 / 61
COMED	26.734	27.39	28.317	29.621	29.935	24.814	50.634	99.496	58.929	50.691	45.034	42.838	40.727	31.617	28.272	28.843	34.76	58.168	79.052	100.5	57.554	76.732	44.188	46.152	48 / 55
DOM	28.151	29.243	30.237	31.844	32.157	35.015	83.429	104.19	61.19	53.053	47.217	44.615	42.435	33.047	30.036	30.69	38.287	64.775	82.756	105.18	59.546	78.125	46.405	49.193	52 / 58
NEW JERSEY HUB	29.80	30.92	31.94	33.61	33.99	36.32	86.31	107.59	63.29	55.30	49.09	46.77	45.81	36.22	32.16	32.89	42.31	76.65	87.55	111.40	63.06	81.60	48.32	51.46	55 / 61
Percent Forecast	0.43	0.89	1.34	1.75	1.96	1.19	0.03	-0.09	0.59	1.00	1.15	1.23	1.42	1.27	1.94	2.11	3.48	3.73	3.21	3.64	4.50	5.48	6.00	6.82	
RTLoad	75.416	73.423	72.951	73.402	75.669	81.133	90.123	95.515	95.168	93.754	92.538	90.904	89.441	88.164	87.592	87.439	91.298	100.21	102.77	102.6	101.93	99.215	93.537	87.244	



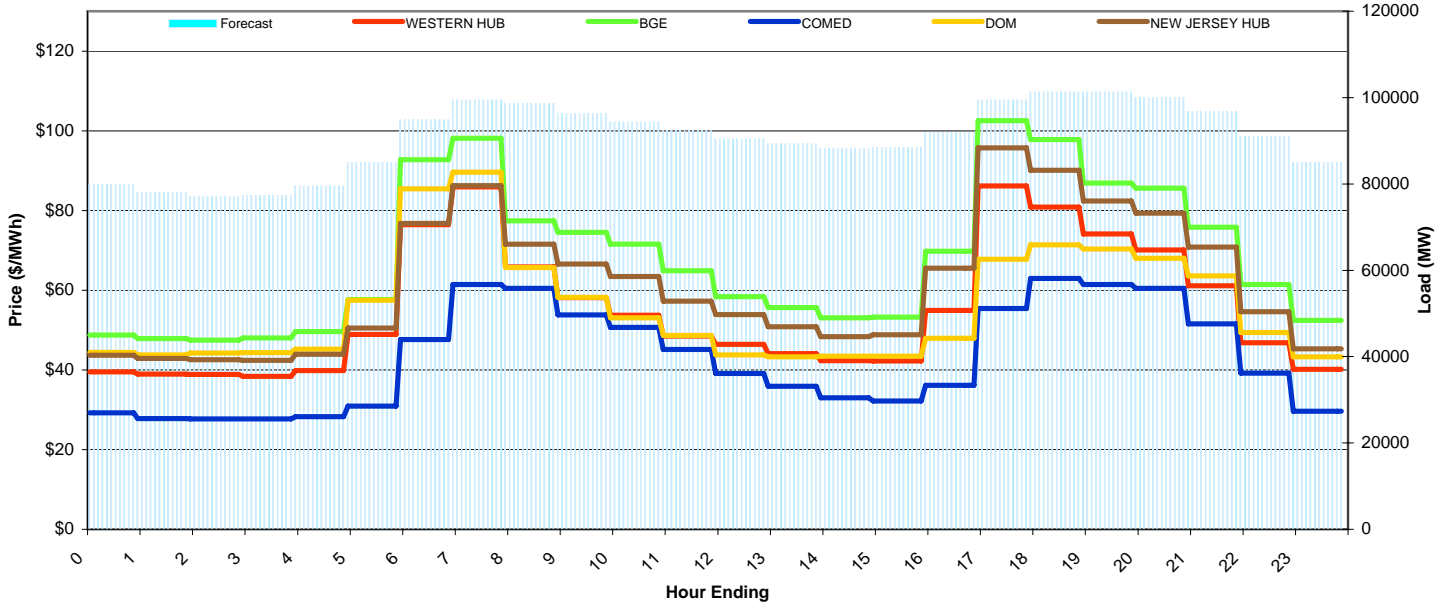
PJM Daily Report

Thursday December 17, 2009

Price Color Codes: ≤0 ≥100 ≥200

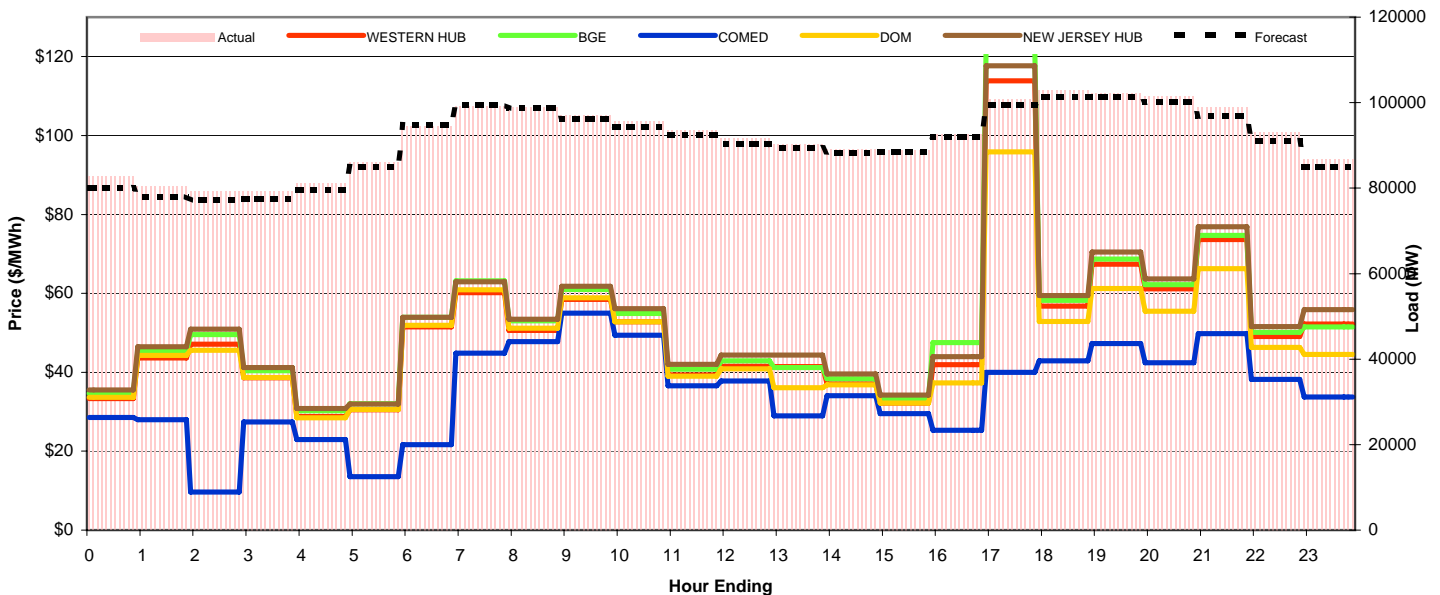
Day-Ahead Prices and Forecast Load

	HE1	HE2	HE3	HE4	HE5	HE6	HE7	HE8	HE9	HE10	HE11	HE12	HE13	HE14	HE15	HE16	HE17	HE18	HE19	HE20	HE21	HE22	HE23	HE24	avg all/peak
WESTERN HUB	39.48	38.91	38.85	38.41	39.79	48.88	76.43	85.91	65.84	58.14	53.69	48.51	46.39	44.09	42.34	42.24	54.95	86.15	80.86	74.09	70.11	61.09	46.81	40.17	55 / 60
BGE	48.76	47.871	47.42	47.983	49.613	57.622	92.763	98.103	77.44	74.48	71.54	64.85	58.361	55.615	53.071	53.218	69.781	102.53	97.809	86.896	85.56	75.813	61.45	52.435	68 / 74
COMED	29.261	27.762	27.701	27.693	28.227	30.901	47.631	61.399	60.428	53.797	50.642	45.157	39.083	35.901	33.039	32.204	36.096	55.399	62.955	61.455	60.465	51.559	39.172	29.595	43 / 49
DOM	44.367	43.73	44.206	44.291	45.197	57.53	85.427	89.615	65.715	58.252	53.082	48.684	43.786	43.317	43.466	43.46	47.968	67.764	71.403	70.315	67.985	63.618	49.36	43.304	56 / 58
NEW JERSEY HUB	43.65	42.92	42.56	42.40	43.89	50.52	76.78	86.24	71.52	66.59	63.42	57.28	53.89	50.84	48.32	48.80	65.49	95.69	90.07	82.42	79.37	70.81	54.58	45.32	61 / 68
DA Forecast	80.0	78.0	77.2	77.4	79.5	85.0	94.9	99.5	98.6	96.3	94.4	92.4	90.4	89.4	88.3	88.5	91.9	99.4	101.3	101.3	100.2	96.8	91.1	85.0	91 / 95



Preliminary Real-Time Prices with Forecasted and Actual System Load

	HE1	HE2	HE3	HE4	HE5	HE6	HE7	HE8	HE9	HE10	HE11	HE12	HE13	HE14	HE15	HE16	HE17	HE18	HE19	HE20	HE21	HE22	HE23	HE24	avg all/peak
WESTERN HUB	33.32	43.64	47.08	38.60	28.76	30.51	51.48	60.16	50.63	58.45	52.83	39.34	41.49	41.42	37.06	32.17	41.96	113.89	56.78	67.41	61.18	73.64	49.04	52.26	50 / 55
BGE	34.597	45.274	49.559	40.378	30.289	32.03	53.958	63.135	53.057	60.966	54.893	40.81	42.907	41.179	38.385	33.447	47.55	122.54	58.231	68.678	62.196	74.658	50.142	51.506	52 / 57
COMED	28.537	28.004	9.6222	27.44	22.939	13.576	21.615	44.824	47.796	54.979	49.368	36.592	37.784	28.947	34.023	29.552	25.333	40.01	42.884	47.271	42.446	49.812	38.224	33.72	35 / 41
DOM	33.694	44.261	45.606	38.657	28.485	30.609	51.863	60.898	51.155	58.914	52.832	39.011	40.876	36.121	36.84	32.172	37.292	95.888	52.875	61.249	55.46	66.224	46.289	44.495	48 / 52
NEW JERSEY HUB	35.54	46.44	50.89	41.23	30.78	31.99	53.90	62.95	53.44	61.82	56.11	42.03	44.34	44.39	39.54	34.20	43.92	117.68	59.47	70.49	63.69	76.91	51.58	55.90	53 / 58
Percent Forecast	3.18	2.98	2.72	2.44	1.77	1.05	-0.30	-0.27	0.18	0.85	1.16	1.09	1.26	0.84	0.77	0.52	0.74	1.25	1.39	0.90	1.23	2.04	2.15	1.94	
RTLoad	82.623	80.367	79.312	79.353	80.976	85.949	94.575	99.226	98.809	97.111	95.492	93.456	91.549	90.104	88.971	88.961	92.611	100.69	102.77	102.27	101.4	98.81	93.107	86.649	



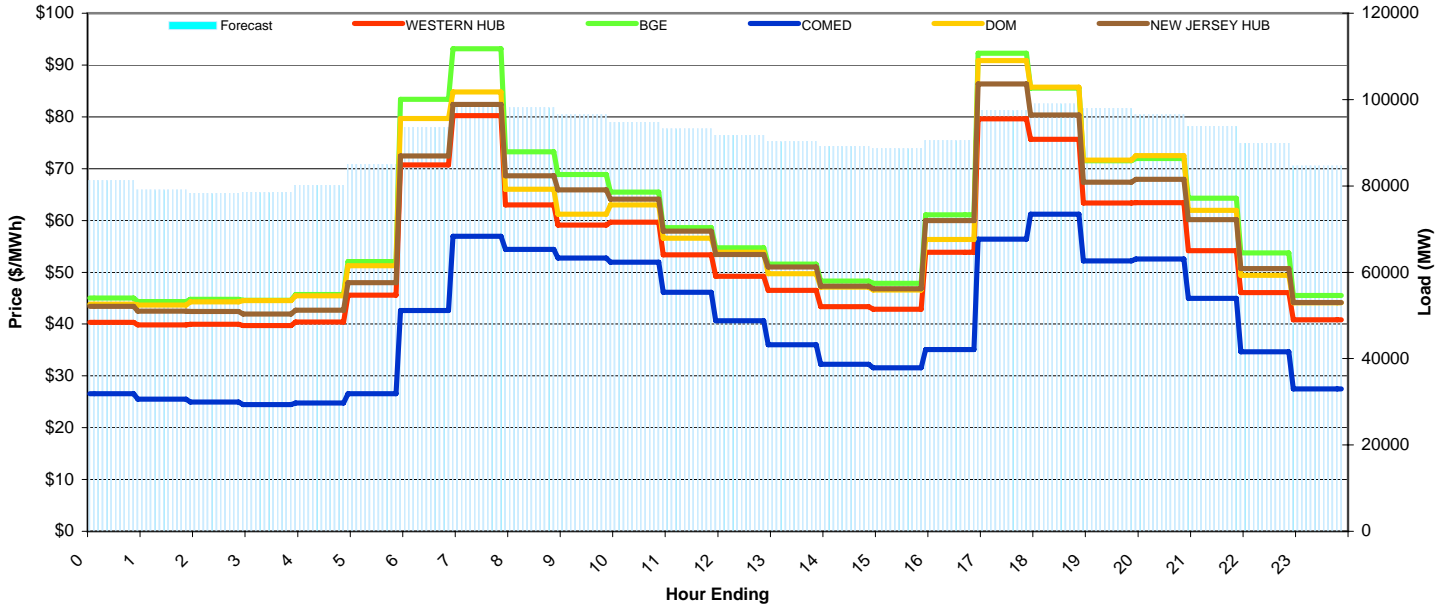
PJM Daily Report

Friday December 18, 2009

Price Color Codes: ≤0 ≥100 ≥200

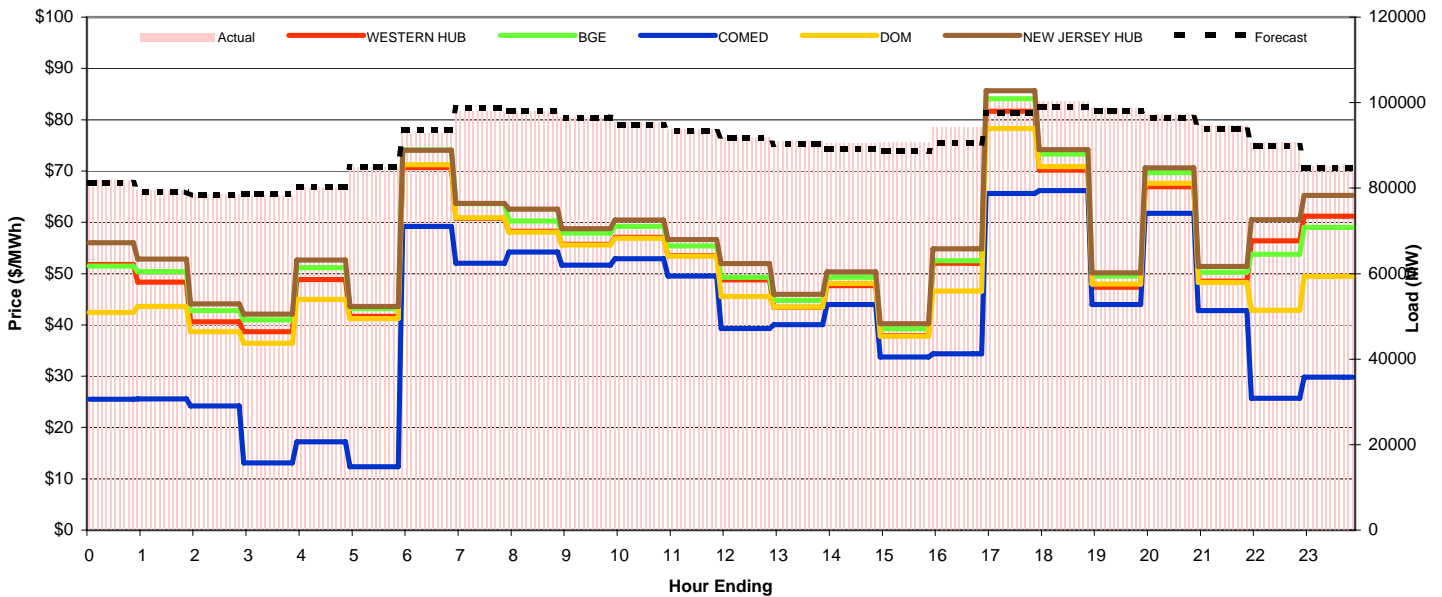
Day-Ahead Prices and Forecast Load

	HE1	HE2	HE3	HE4	HE5	HE6	HE7	HE8	HE9	HE10	HE11	HE12	HE13	HE14	HE15	HE16	HE17	HE18	HE19	HE20	HE21	HE22	HE23	HE24	avg all/peak
WESTERN HUB	40.35	39.85	39.95	39.69	40.37	45.58	70.72	80.26	63.03	59.14	59.68	53.38	49.21	46.51	43.35	42.86	53.84	79.60	75.67	63.37	63.41	54.19	46.06	40.80	54 / 58
BGE	45.008	44.366	44.753	44.566	45.692	52.057	83.392	93.15	73.26	68.86	65.48	58.59	54.754	51.603	48.3	47.86	61.109	92.25	85.573	71.509	71.931	64.283	53.756	45.493	61 / 66
COMED	26.55	25.522	24.965	24.467	24.752	26.574	42.61	56.945	54.442	52.772	51.952	46.13	40.633	36.019	32.23	31.551	35.066	56.39	61.24	52.195	52.549	44.949	34.667	27.494	40 / 46
DOM	43.824	43.665	44.281	44.546	45.484	51.257	79.656	84.803	66.008	61.191	62.982	56.567	53.876	49.738	47.129	46.59	56.348	90.848	85.702	71.671	72.508	61.953	49.433	44.092	59 / 64
NEW JERSEY HUB	43.44	42.50	42.42	41.92	42.68	48.01	72.45	82.41	68.64	65.89	64.11	57.95	53.45	51.04	47.31	46.81	59.97	86.37	80.37	67.40	67.94	60.18	50.72	44.17	58 / 63
DA Forecast	81.3	79.1	78.3	78.5	80.2	84.9	93.6	98.8	98.1	96.5	94.8	93.2	91.8	90.3	89.2	88.6	90.5	97.5	99.0	98.0	96.5	93.8	89.9	84.7	90 / 94



Preliminary Real-Time Prices with Forecasted and Actual System Load

	HE1	HE2	HE3	HE4	HE5	HE6	HE7	HE8	HE9	HE10	HE11	HE12	HE13	HE14	HE15	HE16	HE17	HE18	HE19	HE20	HE21	HE22	HE23	HE24	avg all/peak
WESTERN HUB	51.76	48.36	40.64	38.68	48.83	41.65	70.68	60.78	58.30	55.70	57.08	53.53	48.80	43.39	47.63	37.92	52.01	81.69	70.21	47.32	66.94	48.55	56.42	61.22	54 / 55
BGE	51.442	50.398	42.774	40.99	51.156	43.199	74.09	63.653	60.281	57.908	59.2	55.375	49.261	44.762	49.274	39.248	52.525	84.108	73.282	49.52	69.665	50.256	53.785	59.001	55 / 57
COMED	25.49	25.57	24.228	13.088	17.227	12.329	59.212	52.031	54.211	51.664	52.891	49.511	39.274	40.047	43.982	33.749	34.36	65.631	66.172	43.951	61.749	42.773	25.705	29.812	40 / 47
DOM	42.443	43.594	38.669	36.432	44.99	41.261	71.27	60.892	58.057	55.568	56.904	53.415	45.556	43.492	48.08	37.8	46.618	78.317	70.884	47.948	67.618	48.292	42.847	49.471	51 / 54
NEW JERSEY HUB	56.00	52.81	44.13	42.08	52.68	43.63	74.05	63.71	62.54	58.73	60.43	56.62	51.94	45.99	50.33	40.22	54.86	85.65	74.15	50.16	70.60	51.41	60.51	65.28	57 / 59
Percent Forecast	0.65	0.36	0.24	-0.21	-0.19	-0.17	-0.91	-0.97	-0.26	0.09	0.48	0.48	0.18	0.69	1.27	2.24	4.04	2.71	1.37	0.77	0.69	1.03	0.81	0.58	
RTLoad	81.797	79.393	78.455	78.337	80.067	84.798	92.776	97.869	97.864	96.586	95.267	93.686	91.955	90.892	90.375	90.659	94.293	100.2	100.37	98.776	97.143	94.81	90.664	85.161	



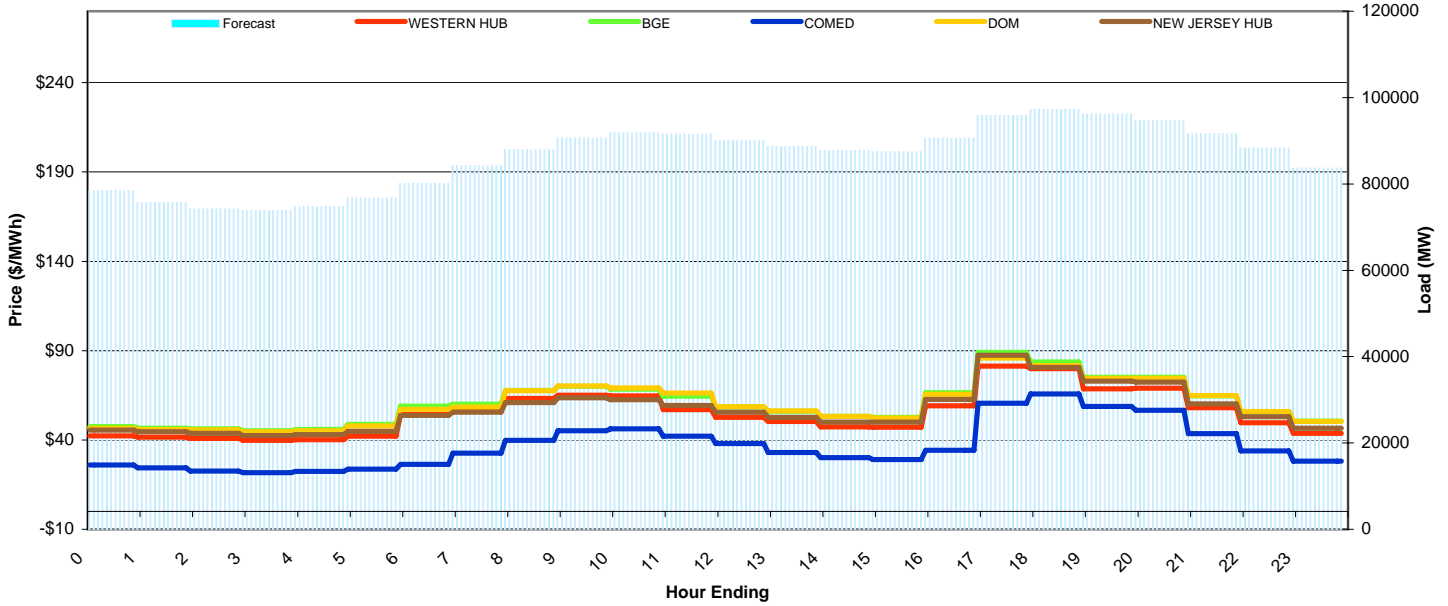
PJM Daily Report

Saturday December 19, 2009

Price Color Codes: ≤0 >=100 >=200

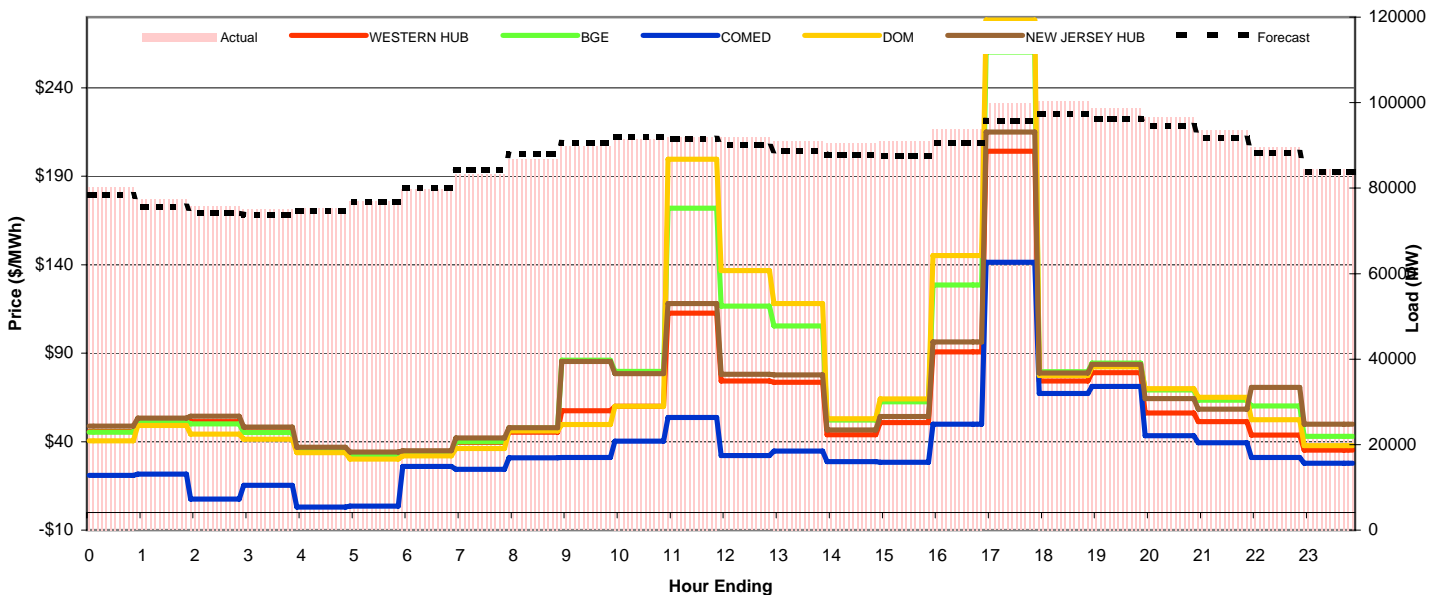
Day-Ahead Prices and Forecast Load

	HE1	HE2	HE3	HE4	HE5	HE6	HE7	HE8	HE9	HE10	HE11	HE12	HE13	HE14	HE15	HE16	HE17	HE18	HE19	HE20	HE21	HE22	HE23	HE24	avg all/peak
WESTERN HUB	42.39	41.51	40.86	39.74	40.14	42.18	54.36	58.11	63.30	65.12	64.69	57.06	52.63	50.28	47.25	47.15	59.10	81.43	80.00	68.69	68.99	58.00	49.64	43.72	55 / 61
BGE	47.42	46.522	46.318	45.181	45.878	48.695	58.987	60.11	67.815	70.05	68.388	64.541	58.656	56.128	53.2	52.72	66.427	89.117	83.63	75.02	75.102	64.65	55.88	50.505	60 / 66
COMED	26.048	24.321	22.55	21.794	22.375	23.754	26.346	32.712	39.737	45.097	46.205	42.197	37.936	33.059	30.177	28.965	34.261	60.53	65.741	58.701	56.602	43.606	33.924	28.149	37 / 43
DOM	46.594	45.817	45.683	44.598	45.143	47.901	57.163	58.425	67.513	70.27	69.248	66.296	58.605	56.262	53.259	52.382	65.607	85.833	81.725	74.593	74.549	64.925	55.958	50.421	60 / 66
NEW JERSEY HUB	45.60	44.60	43.81	42.54	42.96	44.88	53.74	55.60	60.89	63.67	62.60	59.41	55.63	52.61	50.03	49.99	62.74	87.37	80.59	72.87	72.33	60.25	53.09	46.56	57 / 62
DA Forecast	78.4	75.7	74.2	73.8	74.7	76.7	80.1	84.2	87.9	90.7	91.8	91.6	90.1	88.7	87.8	87.5	90.5	95.8	97.3	96.2	94.7	91.6	88.3	83.7	86 / 91



Preliminary Real-Time Prices with Forecasted and Actual System Load

	HE1	HE2	HE3	HE4	HE5	HE6	HE7	HE8	HE9	HE10	HE11	HE12	HE13	HE14	HE15	HE16	HE17	HE18	HE19	HE20	HE21	HE22	HE23	HE24	avg all/peak
WESTERN HUB	45.78	50.44	51.25	45.55	34.99	32.35	32.94	39.58	45.36	57.53	59.97	112.74	74.37	73.59	43.88	50.71	90.82	204.25	74.35	78.94	56.13	51.27	43.67	35.21	62 / 72
BGE	45.276	51.173	49.993	45.092	35.227	32.595	34.003	39.982	47.712	85.992	79.778	171.93	116.68	105.42	52.15	62.493	128.53	260.2	79.601	84.373	69.217	63.444	60.182	43.094	77 / 94
COMED	21.013	21.669	7.4901	15.342	2.945	3.6561	25.966	24.408	30.897	31.089	40.211	53.643	32.215	34.764	28.696	28.404	49.835	141.49	67.25	71.231	43.313	39.341	31.071	27.886	36 / 47
DOM	40.519	49.109	44.27	41.363	33.777	30.1	32.052	36.13	46.03	49.656	60.095	199.6	136.64	118.06	52.955	64.249	145.15	278.33	77.427	82.329	70.035	65.119	52.33	37.724	77 / 96
NEW JERSEY HUB	48.76	53.36	54.48	48.26	36.87	34.10	34.85	42.04	47.80	85.28	78.48	118.17	78.02	77.66	46.66	54.16	96.36	215.00	78.80	83.69	64.35	58.31	70.63	49.87	69 / 81
Percent Forecast	2.22	2.07	2.04	1.65	0.75	0.23	-0.48	-0.91	-1.23	-0.96	-0.44	0.50	1.95	2.69	3.13	3.79	3.51	3.96	3.11	2.53	1.99	2.16	1.41	0.99	
RTLoad	80.231	77.308	75.731	75.05	75.269	76.888	79.737	83.431	86.826	89.79	91.45	92.028	91.875	91.128	90.624	90.922	93.833	99.779	100.38	98.69	96.584	93.656	89.607	84.52	



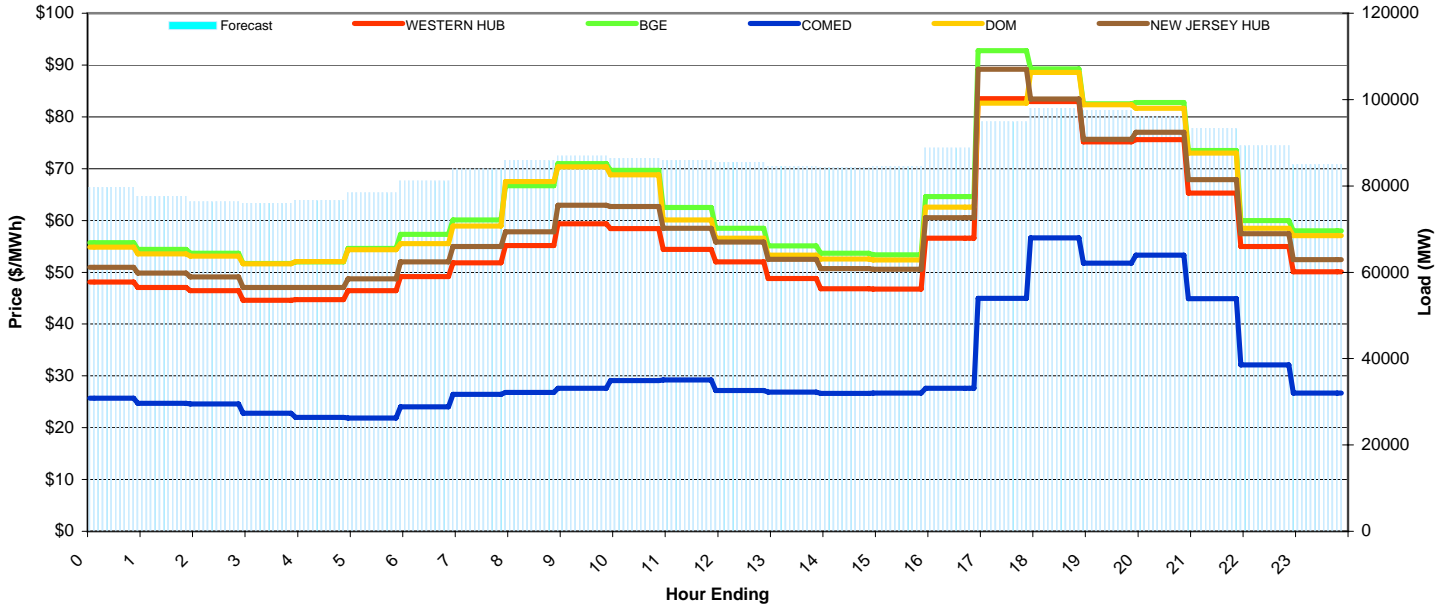
PJM Daily Report

Sunday December 20, 2009

Price Color Codes: ≤0 >=100 >=200

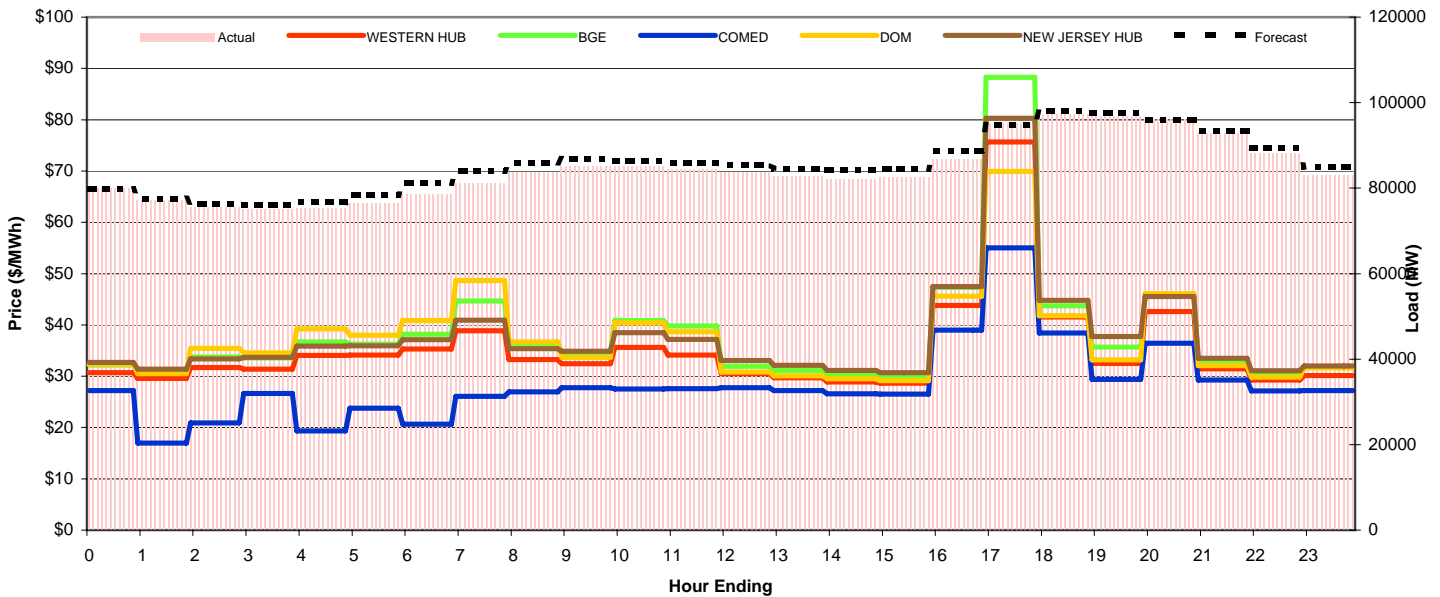
Day-Ahead Prices and Forecast Load

	HE1	HE2	HE3	HE4	HE5	HE6	HE7	HE8	HE9	HE10	HE11	HE12	HE13	HE14	HE15	HE16	HE17	HE18	HE19	HE20	HE21	HE22	HE23	HE24	avg all/peak
WESTERN HUB	48.10	47.06	46.47	44.61	44.72	46.43	49.14	51.82	55.13	59.35	58.45	54.43	51.99	48.80	46.83	46.73	56.57	83.49	82.94	75.18	75.58	65.29	54.97	50.07	56 / 60
BGE	55.73	54.44	53.677	51.694	52.019	54.589	57.306	60.101	66.716	70.95	69.68	62.506	58.482	55.112	53.703	53.337	64.618	92.778	89.226	82.518	82.749	73.474	59.967	58.004	64 / 68
COMED	25.721	24.689	24.581	22.807	22.001	21.847	24.004	26.466	26.814	27.64	29.071	29.2	27.203	26.851	26.604	26.656	27.627	44.975	56.657	51.783	53.297	44.891	32.126	26.709	31 / 35
DOM	54.856	53.581	53.12	51.608	52.079	54.348	55.514	58.903	67.496	70.381	68.835	60.073	56.571	53.311	52.573	52.381	62.557	82.663	88.557	82.315	81.629	73.01	58.472	57.068	63 / 67
NEW JERSEY HUB	50.93	49.82	49.09	47.05	47.08	48.74	51.98	54.98	57.82	62.93	62.69	58.49	55.81	52.51	50.74	50.61	60.52	89.19	83.45	75.63	77.04	67.88	57.44	52.42	59 / 64
DA Forecast	79.7	77.6	76.3	76.1	76.6	78.4	81.1	84.0	85.9	86.9	86.4	85.9	85.4	84.6	84.2	84.5	88.8	94.9	98.0	97.5	96.1	93.3	89.3	84.9	86 / 89



Preliminary Real-Time Prices with Forecasted and Actual System Load

	HE1	HE2	HE3	HE4	HE5	HE6	HE7	HE8	HE9	HE10	HE11	HE12	HE13	HE14	HE15	HE16	HE17	HE18	HE19	HE20	HE21	HE22	HE23	HE24	avg all/peak
WESTERN HUB	30.70	29.58	31.68	31.38	34.04	34.10	35.32	38.86	33.26	32.47	35.59	34.14	30.53	29.71	28.91	28.62	43.77	75.67	41.52	32.51	42.63	31.42	29.24	30.12	35 / 37
BGE	32.175	30.851	33.774	33.568	36.66	36.261	38.176	44.688	36.344	34.595	40.85	39.822	31.921	31.131	30.319	29.983	47.336	88.248	43.704	35.695	45.79	32.97	30.638	31.785	38 / 40
COMED	27.181	16.958	20.879	26.634	19.368	23.793	20.661	26.072	26.949	27.791	27.519	27.564	27.777	27.182	26.58	26.496	38.988	55.018	38.437	29.382	36.436	29.276	27.166	27.198	28 / 31
DOM	32.312	30.506	35.458	34.569	39.253	37.995	40.858	48.65	36.669	33.666	40.428	38.703	30.801	30.082	29.482	29.163	45.594	69.96	41.815	33.196	46.086	32.094	29.827	31.599	37 / 39
NEW JERSEY HUB	32.70	31.39	33.40	33.71	35.88	35.94	37.14	40.90	35.37	34.86	38.52	37.21	33.06	32.13	31.14	30.68	47.46	80.30	44.81	37.73	45.53	33.48	31.07	32.02	38 / 40
Percent Forecast	0.26	-0.69	-1.11	-1.53	-1.98	-2.62	-3.33	-3.51	-2.76	-2.18	-1.56	-1.82	-2.02	-2.26	-2.64	-2.28	-2.34	0.37	-0.88	-0.81	-0.01	-0.62	-1.24	-2.42	
RTLoad	79.952	77.063	75.476	74.934	75.143	76.391	78.519	81.134	83.611	85.069	85.098	84.41	83.754	82.727	82.075	82.602	86.762	95.237	97.132	96.766	96.058	92.757	88.206	82.939	



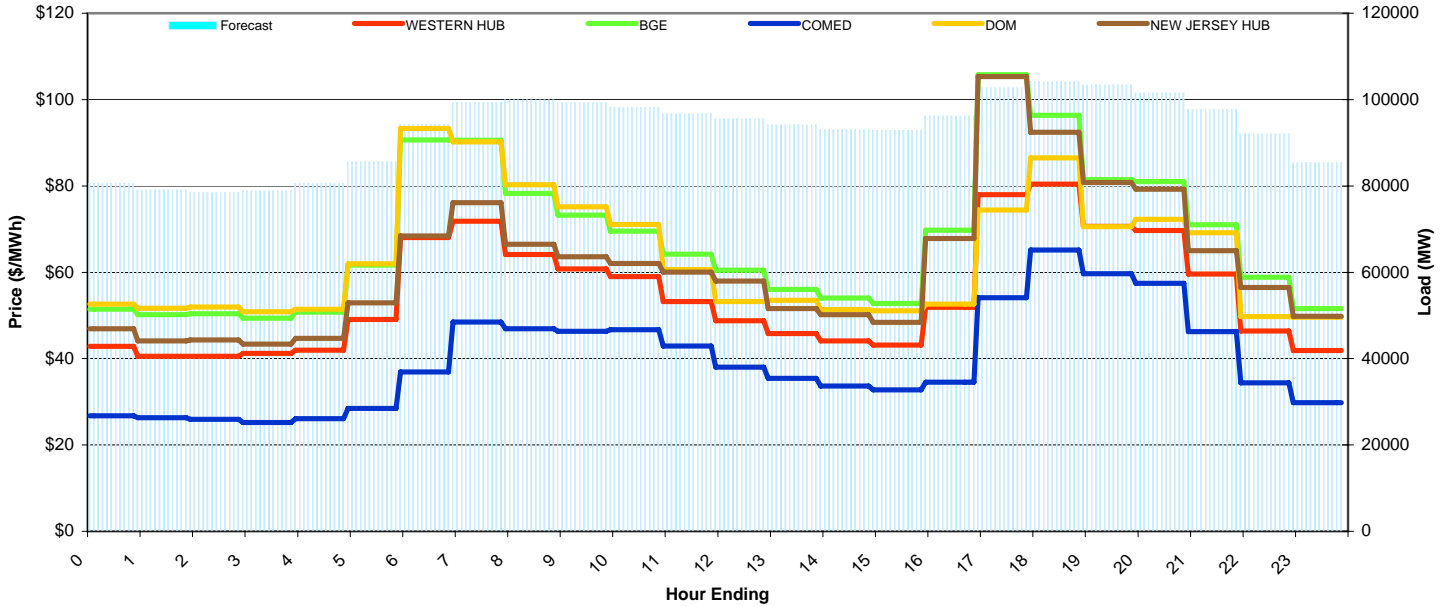
PJM Daily Report

Monday December 21, 2009

Price Color Codes: <=0 >=100 >=200

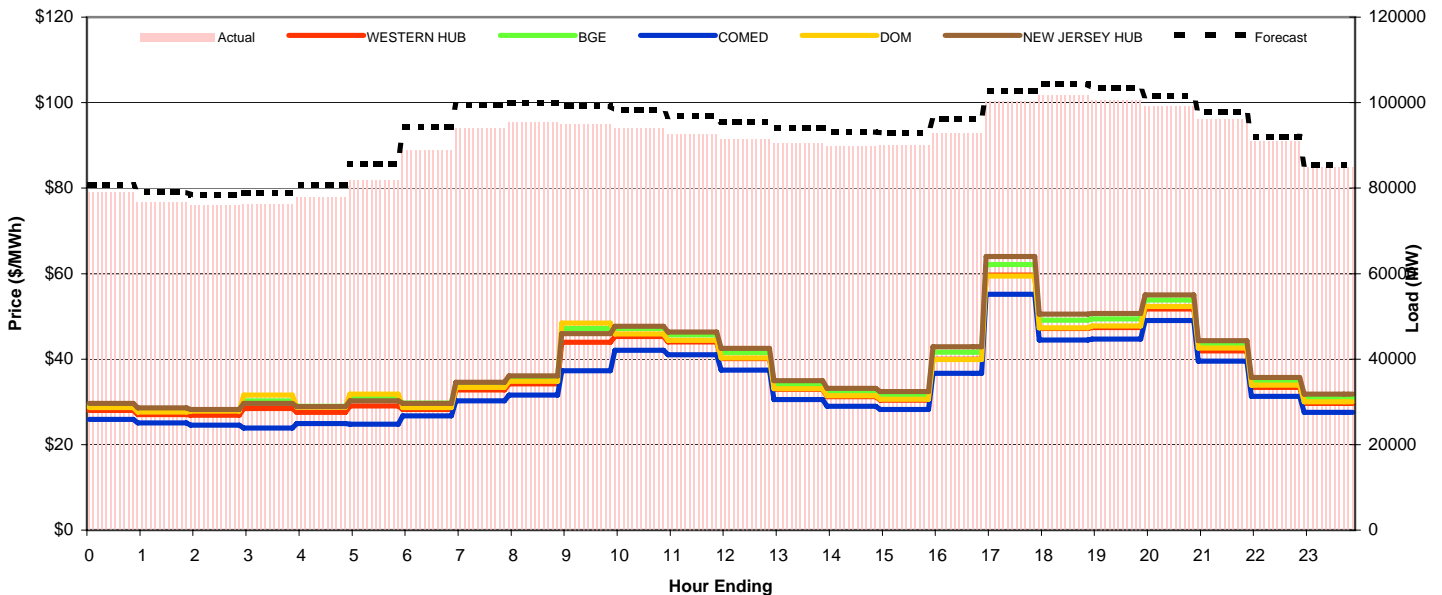
Day-Ahead Prices and Forecast Load

	HE1	HE2	HE3	HE4	HE5	HE6	HE7	HE8	HE9	HE10	HE11	HE12	HE13	HE14	HE15	HE16	HE17	HE18	HE19	HE20	HE21	HE22	HE23	HE24	avg all/peak
WESTERN HUB	42.84	40.54	40.57	41.25	41.95	49.08	68.07	71.84	64.08	60.78	59.02	53.20	48.77	45.77	44.07	43.16	51.87	77.94	80.44	70.60	69.68	59.62	46.40	41.86	55 / 59
BGE	51.445	50.213	50.387	49.371	50.762	61.632	90.642	90.595	78.24	73.231	69.488	64.18	60.488	56.002	54.002	52.749	69.735	105.79	96.329	81.459	81	71.043	58.849	51.618	67 / 73
COMED	26.753	26.278	25.94	25.179	26.107	28.481	36.914	48.482	46.937	46.323	46.71	42.908	38.046	35.414	33.634	32.753	34.542	54.105	65.186	59.656	57.477	46.283	34.397	29.796	40 / 45
DOM	52.644	51.681	51.989	50.826	51.469	61.984	93.294	90.204	80.245	75.194	71.08	60.653	53.199	53.501	51.347	51.064	52.642	74.387	86.531	70.534	72.241	69.146	49.75	49.553	64 / 66
NEW JERSEY HUB	46.91	44.09	44.30	43.36	44.66	52.92	68.39	76.12	66.51	63.57	62.01	60.01	57.96	51.56	50.19	48.41	67.83	105.34	92.41	80.80	79.21	65.01	56.45	49.79	62 / 68
DA Forecast	80.6	79.1	78.4	78.9	80.7	85.6	94.3	99.4	99.9	99.2	98.2	96.8	95.5	94.1	93.2	93.0	96.2	102.7	104.3	103.4	101.5	97.8	92.0	85.4	93 / 98



Preliminary Real-Time Prices with Forecasted and Actual System Load

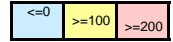
	HE1	HE2	HE3	HE4	HE5	HE6	HE7	HE8	HE9	HE10	HE11	HE12	HE13	HE14	HE15	HE16	HE17	HE18	HE19	HE20	HE21	HE22	HE23	HE24	avg all/peak
WESTERN HUB	27.96	27.06	26.88	28.41	27.51	29.06	28.26	32.80	34.18	43.91	45.30	44.02	40.14	32.96	31.23	30.41	39.95	59.65	47.19	47.36	51.75	41.91	33.37	29.65	37 / 41
BGE	29.298	28.285	28.172	30.247	28.96	31.015	29.699	34.528	35.918	47.133	47.159	45.651	41.554	34.141	32.471	31.706	41.645	62.12	49.122	49.382	53.851	43.568	34.68	30.874	38 / 43
COMED	25.918	25.098	24.548	23.879	24.953	24.776	26.697	30.261	31.61	37.27	42.079	41.029	37.393	30.574	28.977	28.25	36.715	55.164	44.452	44.687	49.044	39.551	31.267	27.549	34 / 38
DOM	28.688	27.647	27.85	31.591	28.739	31.79	28.675	33.366	34.779	48.43	45.895	44.393	40.242	33.104	31.441	30.629	39.933	59.409	47.304	47.724	52.294	42.617	33.884	30.033	38 / 42
NEW JERSEY HUB	29.66	28.60	28.22	29.61	28.87	30.22	29.61	34.55	36.09	45.96	47.65	46.32	42.52	34.99	33.17	32.38	42.92	63.98	50.54	50.66	55.00	44.33	35.71	31.78	39 / 44
Percent Forecast	-2.20	-3.15	-3.38	-3.49	-3.73	-4.59	-6.07	-5.83	-4.78	-4.48	-4.57	-4.39	-4.43	-4.02	-3.83	-3.43	-3.60	-2.36	-2.63	-2.75	-2.45	-1.81	-1.21	-0.62	
RTLoad	78.894	76.636	75.881	76.192	77.759	81.849	88.865	93.938	95.363	94.965	93.95	92.692	91.47	90.479	89.718	89.891	92.862	100.33	101.62	100.59	99.109	96.063	90.947	84.861	



PJM Daily Report

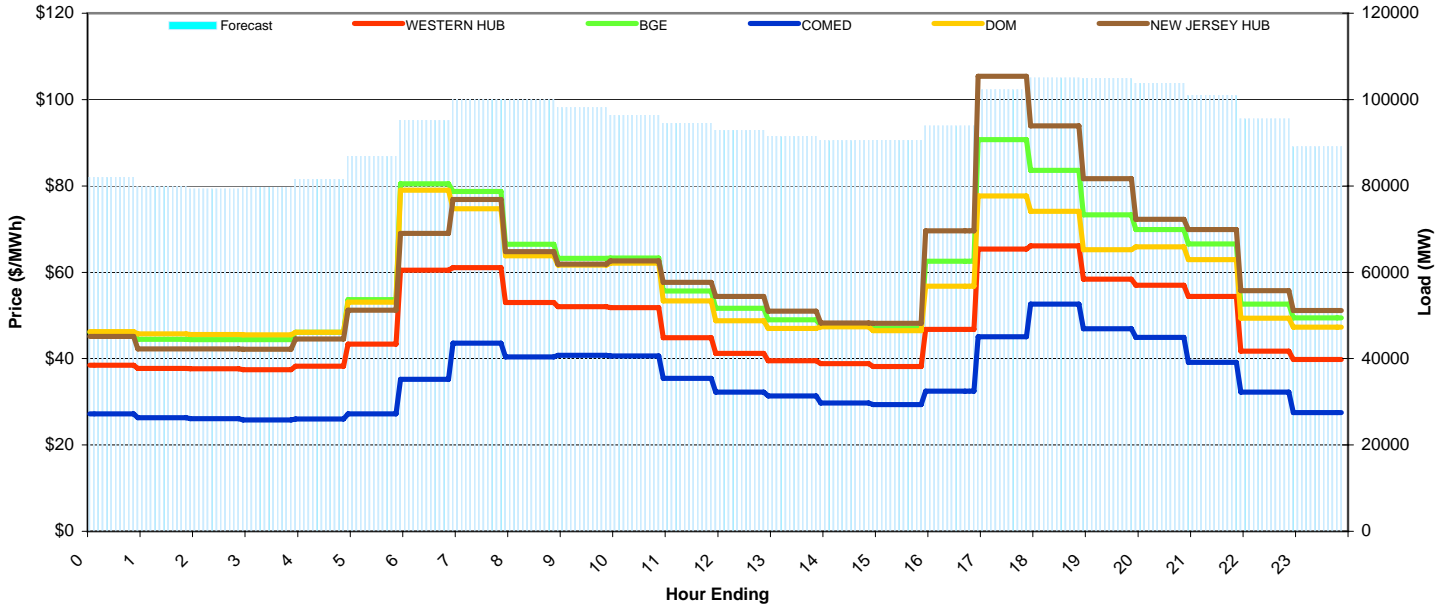
Tuesday December 22, 2009

Price Color Codes:



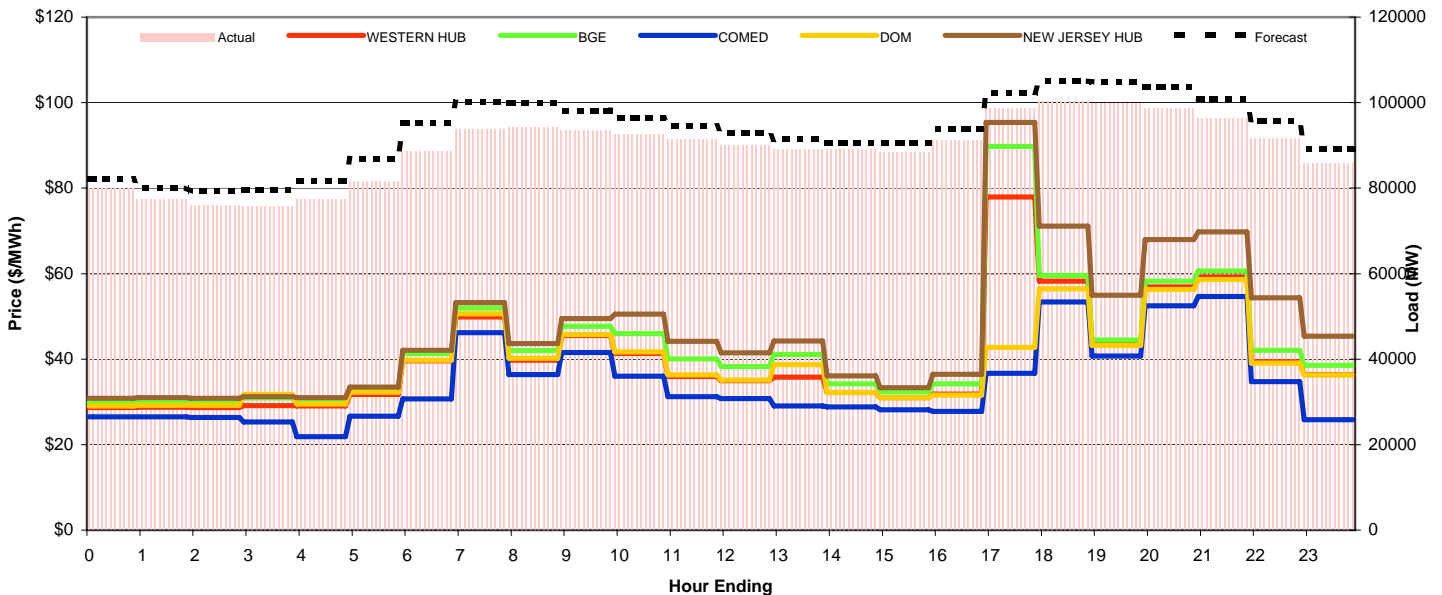
Day-Ahead Prices and Forecast Load

	HE1	HE2	HE3	HE4	HE5	HE6	HE7	HE8	HE9	HE10	HE11	HE12	HE13	HE14	HE15	HE16	HE17	HE18	HE19	HE20	HE21	HE22	HE23	HE24	avg all/peak
WESTERN HUB	38.47	37.71	37.63	37.45	38.27	43.34	60.47	61.08	52.97	52.01	51.84	44.85	41.19	39.54	38.84	38.15	46.75	65.39	66.14	58.41	57.03	54.43	41.76	39.81	48 / 51
BGE	46.131	44.494	44.398	44.38	46.114	53.676	80.492	78.693	66.481	63.245	63.28	55.683	51.651	49.007	47.63	46.995	62.556	90.7	83.631	73.292	69.899	66.535	52.604	49.442	60 / 64
COMED	27.172	26.32	26.062	25.802	25.99	27.221	35.238	43.603	40.388	40.773	40.59	35.434	32.229	31.358	29.724	29.335	32.473	45.07	52.591	46.945	44.911	39.109	32.223	27.488	35 / 39
DOM	46.258	45.698	45.604	45.528	46.087	53.051	79.015	74.707	63.784	61.702	62.078	53.337	48.788	46.993	47.391	46.469	56.805	77.677	74.087	65.252	65.898	62.91	49.4	47.302	57 / 60
NEW JERSEY HUB	45.12	42.27	42.24	42.17	44.56	51.25	68.98	76.88	64.77	61.87	62.64	57.64	54.39	51.02	48.22	48.21	69.58	105.43	93.93	81.66	72.25	69.89	55.74	51.15	61 / 67
DA Forecast	82.1	80.0	79.3	79.6	81.6	86.9	95.2	100.1	100.0	98.1	96.4	94.5	92.9	91.4	90.5	90.6	93.9	102.3	105.0	104.8	103.8	100.9	95.6	89.1	93 / 98



Preliminary Real-Time Prices with Forecasted and Actual System Load

	HE1	HE2	HE3	HE4	HE5	HE6	HE7	HE8	HE9	HE10	HE11	HE12	HE13	HE14	HE15	HE16	HE17	HE18	HE19	HE20	HE21	HE22	HE23	HE24	avg all/peak
WESTERN HUB	28.65	28.74	28.68	29.14	29.06	31.73	39.60	49.88	39.74	45.50	41.33	35.94	34.96	35.76	32.19	31.03	31.79	77.93	58.21	43.73	56.86	59.24	39.34	36.40	40 / 45
BGE	29.882	29.985	29.913	30.885	30.275	33.069	41.313	51.988	41.968	47.685	46.001	40.05	38.239	41.07	34.184	32.366	34.241	89.729	59.609	44.455	58.263	60.662	42.101	38.589	43 / 48
COMED	26.526	26.486	26.315	25.28	21.848	26.645	30.712	46.196	36.385	41.543	35.997	31.206	30.788	29.035	28.838	28.111	27.804	36.712	53.386	40.731	52.446	54.631	34.733	25.817	34 / 38
DOM	29.043	29.206	29.206	31.711	29.501	32.254	39.762	50.595	40.223	45.751	41.727	36.289	35.119	38.695	32.174	31.005	31.618	42.733	56.458	43.161	56.275	58.607	39.098	36.27	39 / 42
NEW JERSEY HUB	30.83	30.99	30.83	31.19	30.99	33.49	42.05	53.20	43.66	49.51	50.55	44.16	41.47	44.21	36.08	33.32	36.44	95.40	71.14	54.94	67.98	69.74	54.34	45.36	47 / 53
Percent Forecast	-2.75	-3.56	-4.50	-5.07	-5.34	-6.41	-7.32	-6.86	-6.01	-4.86	-4.04	-3.37	-3.18	-2.74	-1.55	-2.56	-3.07	-3.76	-4.66	-5.17	-5.22	-4.84	-4.37	-3.91	
RTLload	79.888	77.252	75.879	75.799	77.45	81.647	88.713	93.694	94.335	93.576	92.615	91.389	90.011	88.997	89.127	88.32	91.141	98.602	100.35	99.691	98.624	96.287	91.562	85.744	



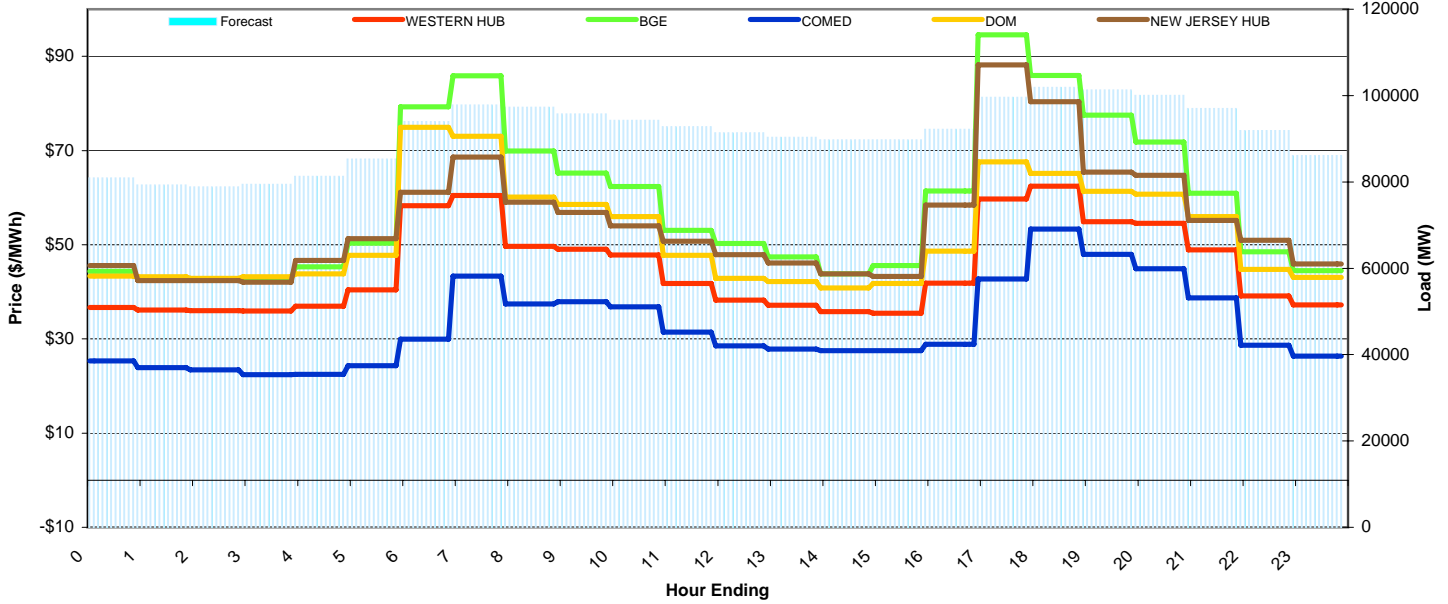
PJM Daily Report

Wednesday December 23, 2009

Price Color Codes: ≤0 ≥100 ≥200

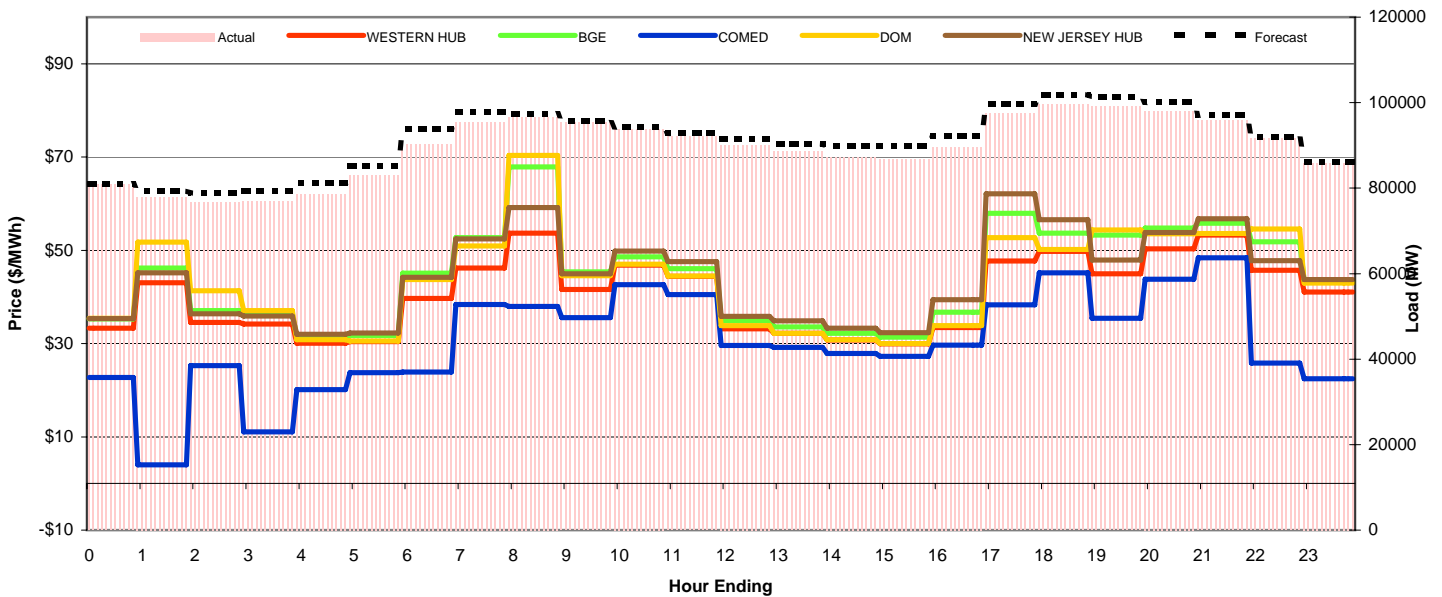
Day-Ahead Prices and Forecast Load

	HE1	HE2	HE3	HE4	HE5	HE6	HE7	HE8	HE9	HE10	HE11	HE12	HE13	HE14	HE15	HE16	HE17	HE18	HE19	HE20	HE21	HE22	HE23	HE24	avg all/peak
WESTERN HUB	36.71	36.13	36.01	35.90	36.96	40.43	58.28	60.48	49.63	49.01	47.85	41.80	38.27	37.14	35.81	35.46	41.81	59.72	62.41	54.90	54.54	48.89	39.10	37.24	45 / 47
BGE	44.349	42.726	42.66	42.752	45.328	50.317	79.295	85.841	69.91	65.211	62.356	53.044	50.258	47.433	43.79	45.555	61.39	94.59	85.93	77.544	71.82	60.903	48.51	44.47	59 / 64
COMED	25.363	23.926	23.397	22.42	22.443	24.287	29.923	43.364	37.44	37.928	36.82	31.422	28.554	27.856	27.508	27.513	28.849	42.715	53.326	47.924	44.91	38.702	28.636	26.321	33 / 36
DOM	43.314	43.184	42.853	43.186	43.836	47.768	74.937	73.055	60.129	58.561	55.975	47.763	42.855	42.186	40.831	41.757	48.662	67.573	65.117	61.333	60.762	55.965	44.792	43.082	52 / 54
NEW JERSEY HUB	45.59	42.39	42.39	42.07	46.65	51.28	61.16	68.61	59.00	56.83	53.97	50.73	47.88	46.12	43.83	43.25	58.41	88.20	80.40	65.45	64.71	55.13	50.92	45.91	55 / 58
DA Forecast	80.9	79.3	78.9	79.4	81.3	85.3	93.9	97.8	97.3	95.7	94.3	92.8	91.4	90.4	89.8	89.7	92.2	99.6	101.9	101.3	100.1	97.0	91.9	86.1	91 / 95



Preliminary Real-Time Prices with Forecasted and Actual System Load

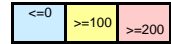
	HE1	HE2	HE3	HE4	HE5	HE6	HE7	HE8	HE9	HE10	HE11	HE12	HE13	HE14	HE15	HE16	HE17	HE18	HE19	HE20	HE21	HE22	HE23	HE24	avg all/peak
WESTERN HUB	33.28	43.04	34.55	34.20	30.05	30.42	39.69	46.21	53.70	41.58	46.82	44.42	33.18	32.21	30.76	29.92	33.44	47.69	49.80	44.95	50.33	53.26	45.70	41.09	40 / 43
BGE	35.257	46.178	37.06	36.303	31.347	31.751	45.108	52.721	67.853	45.383	48.579	46.03	34.956	33.589	32.193	31.353	36.715	57.955	53.7	53.24	54.748	55.841	51.83	43.462	44 / 47
COMED	22.747	3.9675	25.239	11.052	20.106	23.733	23.927	38.403	37.987	35.56	42.656	40.492	29.574	29.163	27.892	27.264	29.641	38.321	45.178	35.412	43.826	48.374	25.816	22.433	30 / 36
DOM	35.46	51.74	41.328	37.041	30.858	30.537	43.719	50.941	70.381	44.546	47.023	44.452	33.862	32.217	30.818	29.993	33.841	52.709	50.181	54.4	53.56	53.601	54.562	43.008	44 / 46
NEW JERSEY HUB	35.33	45.20	36.38	35.89	32.01	32.30	44.18	52.46	59.17	45.00	49.81	47.55	35.86	34.85	33.30	32.32	39.42	62.12	56.58	47.89	53.81	56.80	47.81	43.72	44 / 47
Percent Forecast	-0.13	-1.73	-2.77	-3.25	-3.27	-2.53	-4.05	-2.38	-0.76	-0.41	-0.43	-0.79	-1.51	-2.05	-2.97	-3.42	-2.85	-2.19	-2.33	-2.17	-2.01	-1.30	-0.28	-0.41	
RTLoad	80.814	77.969	76.726	76.941	78.711	83.194	90.288	95.555	96.582	95.346	93.87	92.077	90.035	88.552	87.175	86.782	89.619	97.467	99.572	99.145	98.126	95.785	91.663	85.756	



PJM Daily Report

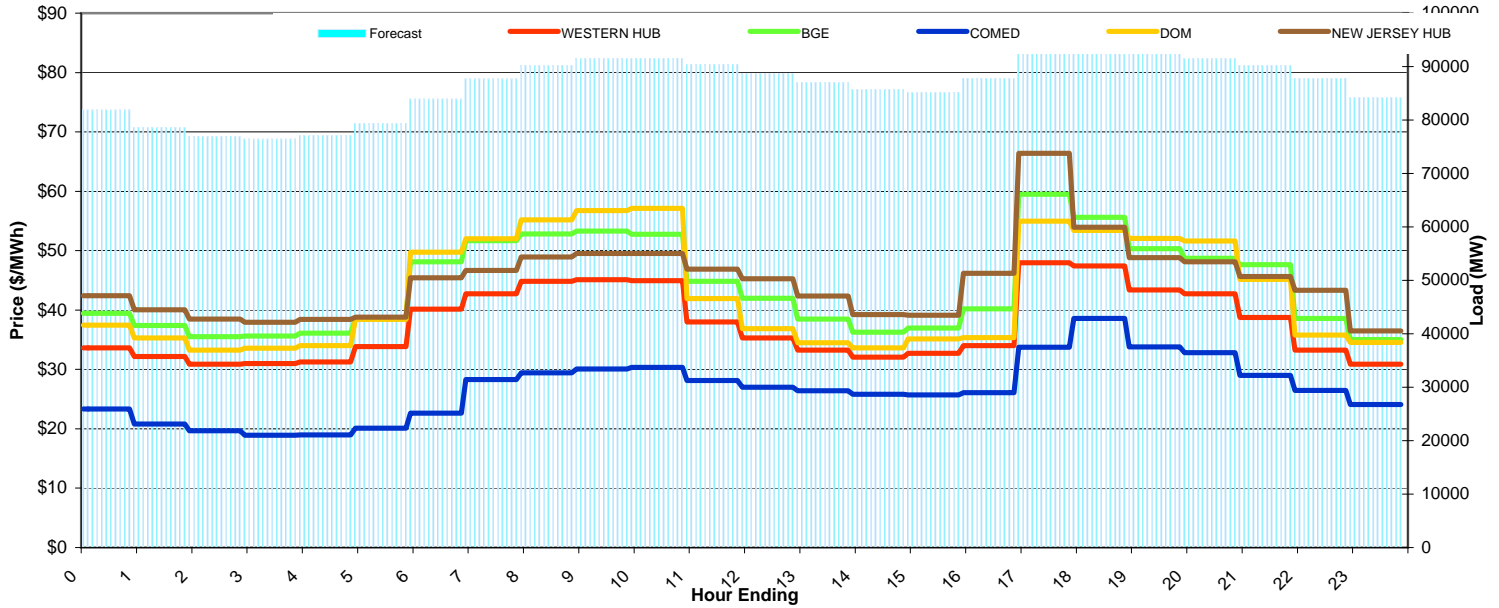
Thursday December 24, 2009

Price Color Codes:



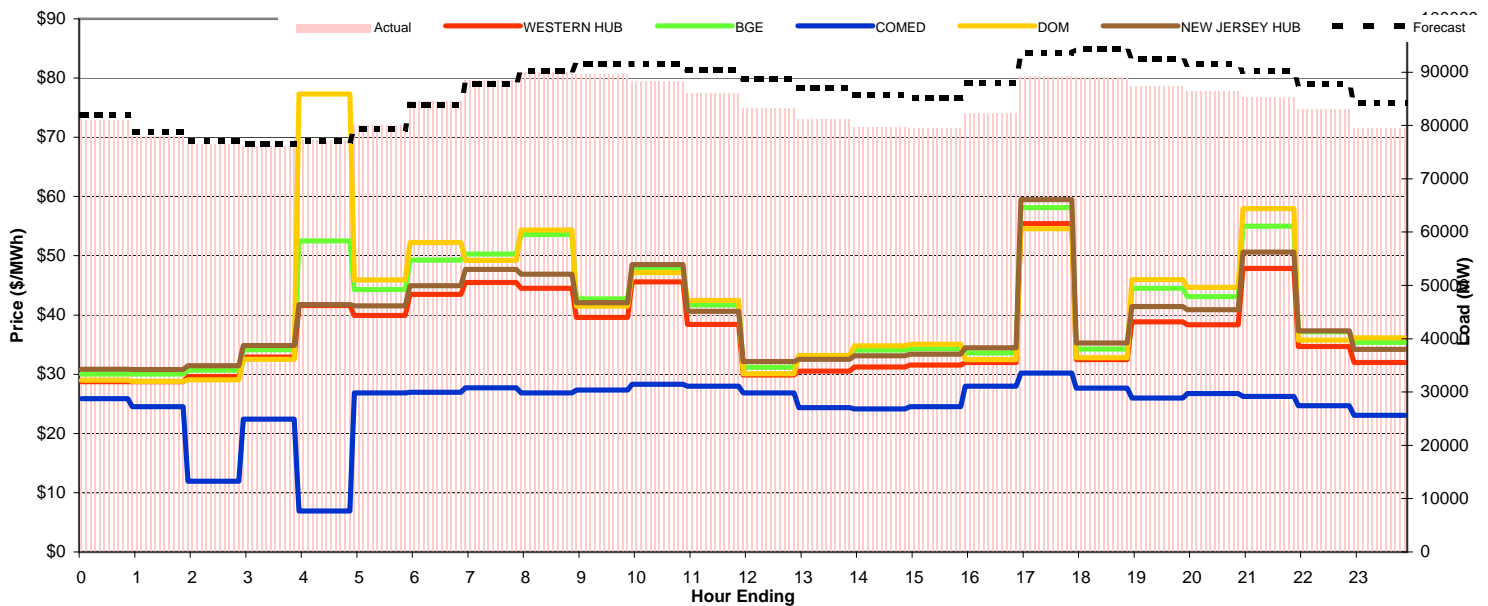
Day-Ahead Prices and Forecast Load

	HE1	HE2	HE3	HE4	HE5	HE6	HE7	HE8	HE9	HE10	HE11	HE12	HE13	HE14	HE15	HE16	HE17	HE18	HE19	HE20	HE21	HE22	HE23	HE24	avg all/peak
WESTERN HUB	33.66	32.17	30.87	31.00	31.24	33.85	40.15	42.74	44.86	45.08	44.96	38.00	35.30	33.27	32.04	32.71	33.98	47.96	47.45	43.40	42.73	38.75	33.24	30.89	38 / 40
BGE	39.448	37.396	35.536	35.643	36.098	38.634	48.152	51.663	52.826	53.278	52.77	44.8599	41.98	38.453	36.272	36.958	40.205	59.501	55.621	50.314	48.735	47.627	38.605	35.009	44 / 47
COMED	23.35	20.781	19.689	18.904	18.975	20.099	22.622	28.305	29.417	30.05	30.349	28.1049	26.974	26.407	25.826	25.72	26.072	33.734	38.562	33.799	32.842	28.995	26.483	24.089	27 / 29
DOM	37.441	35.323	33.238	33.569	34.028	38.408	49.722	52.023	55.175	56.773	57.101	41.9051	36.848	34.486	33.627	35.121	35.371	54.96	53.399	52.05	51.611	45.143	35.796	34.527	43 / 46
NEW JERSEY HUB	42.43	40.05	38.46	37.92	38.43	38.78	45.43	46.65	48.94	49.51	49.53	46.90	45.25	42.35	39.25	39.12	46.21	66.38	53.95	48.83	48.14	45.66	43.32	36.46	45 / 48
DA Forecast	81.9	78.7	77.0	76.5	77.1	79.4	83.9	87.7	90.3	91.5	91.5	90.4	88.7	87.1	85.8	85.1	87.9	93.6	94.3	92.5	91.5	90.2	87.8	84.2	86 / 90



Preliminary Real-Time Prices with Forecasted and Actual System Load

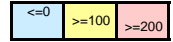
	HE1	HE2	HE3	HE4	HE5	HE6	HE7	HE8	HE9	HE10	HE11	HE12	HE13	HE14	HE15	HE16	HE17	HE18	HE19	HE20	HE21	HE22	HE23	HE24	avg all/peak
WESTERN HUB	28.76	28.73	29.61	32.88	41.57	39.94	43.47	45.47	44.50	39.58	45.60	38.41	29.89	30.51	31.25	31.56	31.96	55.40	32.49	38.85	38.33	47.87	34.66	32.00	37 / 39
BGE	30.039	30.046	30.663	34.133	52.504	44.324	49.282	50.316	53.598	42.725	47.997	41.7098	31.157	33.02	34.093	34.319	33.587	58.152	34.234	44.489	43.086	55.001	37.186	35.392	41 / 42
COMED	25.881	24.532	11.948	22.403	6.9382	26.828	26.951	27.694	26.834	27.333	28.303	27.964	26.852	24.357	24.15	24.528	27.989	30.19	27.658	25.983	26.715	26.281	24.693	23.072	25 / 27
DOM	29.011	28.807	29.051	32.512	77.295	45.901	52.219	49.193	54.364	41.49	47.175	42.4625	30.108	33.18	34.764	35.051	32.472	54.557	32.79	45.957	44.672	57.981	35.766	36.148	42 / 42
NEW JERSEY HUB	30.84	30.79	31.41	34.84	41.75	41.53	44.95	47.71	46.89	42.09	48.52	40.64	32.12	32.53	33.14	33.40	34.45	59.45	35.29	41.46	40.87	50.63	37.32	34.18	39 / 41
Percent Forecast	-1.22	-0.85	-0.66	-0.51	0.01	0.83	0.75	0.73	-0.32	-2.11	-3.73	-5.10	-6.58	-7.41	-7.70	-7.23	-6.88	-4.91	-5.90	-5.99	-6.01	-5.83	-5.75	-5.94	
RTLoad	80.911	78.015	76.52	76.067	77.142	80.072	84.565	88.382	89.998	89.587	88.241	86.0416	83.234	81.073	79.647	79.399	82.208	89.198	89.081	87.277	86.293	85.26	83.015	79.484	



PJM Daily Report

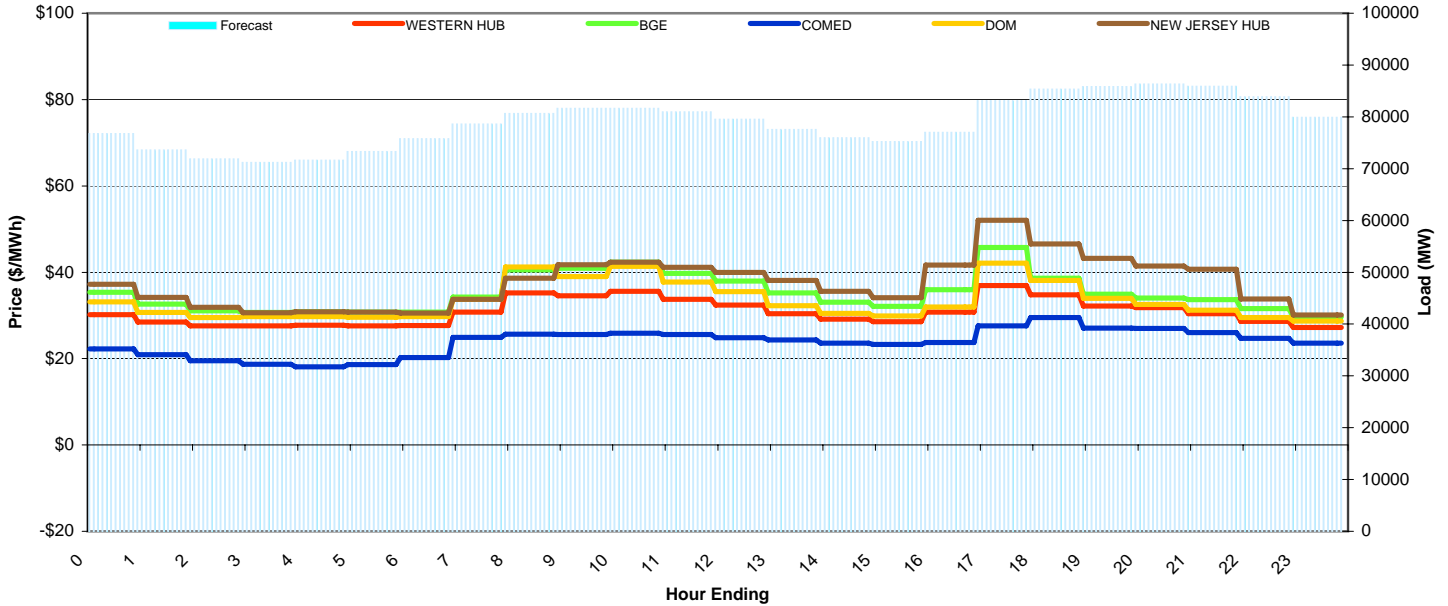
Friday December 25, 2009

Price Color Codes:



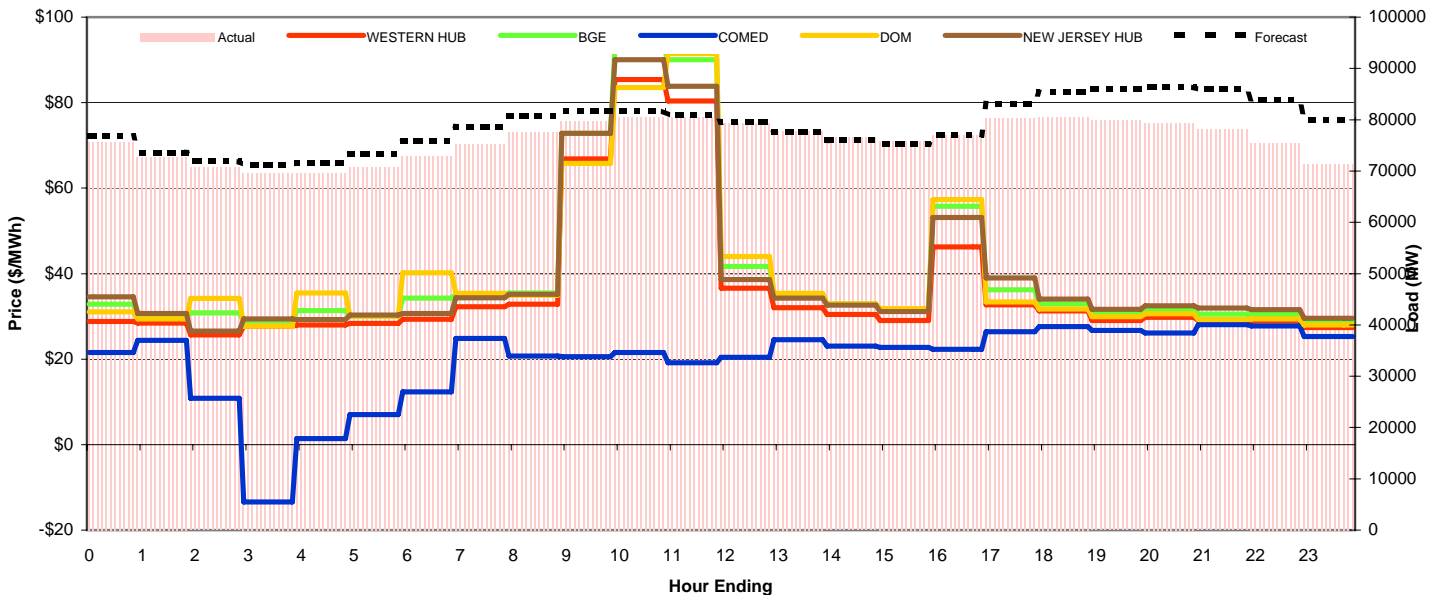
Day-Ahead Prices and Forecast Load

	HE1	HE2	HE3	HE4	HE5	HE6	HE7	HE8	HE9	HE10	HE11	HE12	HE13	HE14	HE15	HE16	HE17	HE18	HE19	HE20	HE21	HE22	HE23	HE24	avg all/peak
WESTERN HUB	30.20	28.45	27.60	27.55	27.73	27.56	27.64	30.78	35.20	34.52	35.57	33.74	32.41	30.42	29.13	28.57	30.74	36.95	34.81	32.17	31.83	30.40	28.60	27.24	31 / 32
BGE	35.363	32.63	31.049	30.7	30.848	30.76	30.735	34.242	40.564	40.911	42.31	39.73	37.993	35.205	33.084	32.106	35.936	45.765	38.643	34.957	34.04	33.658	31.564	29.657	35 / 37
COMED	22.254	20.901	19.5	18.719	18.07	18.627	20.272	24.882	25.648	25.598	25.848	25.618	24.869	24.289	23.585	23.252	23.728	27.568	29.512	27.094	27.009	25.998	24.698	23.56	24 / 26
DOM	33.142	30.734	29.532	29.765	29.77	29.61	29.722	33.714	41.194	39.034	41.386	37.775	35.55	32.254	30.483	29.875	31.945	42.145	38.109	33.927	32.575	31.197	29.481	28.716	33 / 35
NEW JERSEY HUB	37.22	34.17	31.86	30.59	30.81	30.79	30.57	33.76	38.63	41.74	42.35	41.18	39.96	38.09	35.61	34.10	41.70	52.07	46.54	43.21	41.46	40.72	33.82	30.11	38 / 40
DA Forecast	76.8	73.6	71.9	71.2	71.6	73.3	75.8	78.6	80.7	81.6	81.6	81.0	79.5	77.6	76.0	75.2	77.0	83.2	85.3	85.9	86.4	85.9	83.9	79.9	79 / 81



Preliminary Real-Time Prices with Forecasted and Actual System Load

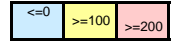
	HE1	HE2	HE3	HE4	HE5	HE6	HE7	HE8	HE9	HE10	HE11	HE12	HE13	HE14	HE15	HE16	HE17	HE18	HE19	HE20	HE21	HE22	HE23	HE24	avg all/peak
WESTERN HUB	28.78	28.42	25.66	27.70	27.97	28.38	29.36	32.28	32.88	66.84	85.37	80.37	36.60	32.04	30.47	29.01	46.24	32.70	31.30	29.07	29.77	29.04	28.90	27.42	37 / 41
BGE	32.854	30.238	30.857	28.928	31.329	30.257	34.292	35.121	35.493	72.846	92.873	90.08	41.662	34.854	32.943	31.582	55.73	36.239	32.951	30.832	31.533	30.551	30.471	28.867	40 / 45
COMED	21.583	24.408	10.846	-13.39	1.3865	7.0004	12.315	24.816	20.716	20.571	21.533	19.182	20.45	24.527	23.04	22.729	22.331	26.405	27.598	26.72	26.091	28.033	27.731	25.262	20 / 24
DOM	31.038	29.415	34.208	27.699	35.481	30.016	40.192	35.426	34.974	65.823	83.542	91.491	44.038	35.37	32.929	31.775	57.348	33.392	31.707	29.916	30.639	29.253	29.386	28.02	40 / 44
NEW JERSEY HUB	34.55	30.71	26.56	29.39	29.29	30.32	30.67	34.33	35.15	72.81	90.07	83.84	38.62	34.27	32.60	31.10	53.16	38.96	34.08	31.66	32.45	31.93	31.59	29.59	39 / 44
Percent Forecast	-1.47	-1.31	-1.72	-2.22	-2.91	-3.51	-3.98	-4.50	-3.89	-2.38	-1.32	-0.68	-0.19	0.14	0.77	0.84	0.06	-3.43	-6.00	-7.57	-8.93	-10.00	-11.21	-11.88	
RTLoad	75.666	72.672	70.652	69.699	69.617	70.833	72.913	75.248	77.632	79.753	80.583	80.455	79.377	77.714	76.54	75.849	77.093	80.395	80.502	79.839	79.284	78.121	75.421	71.453	



PJM Daily Report

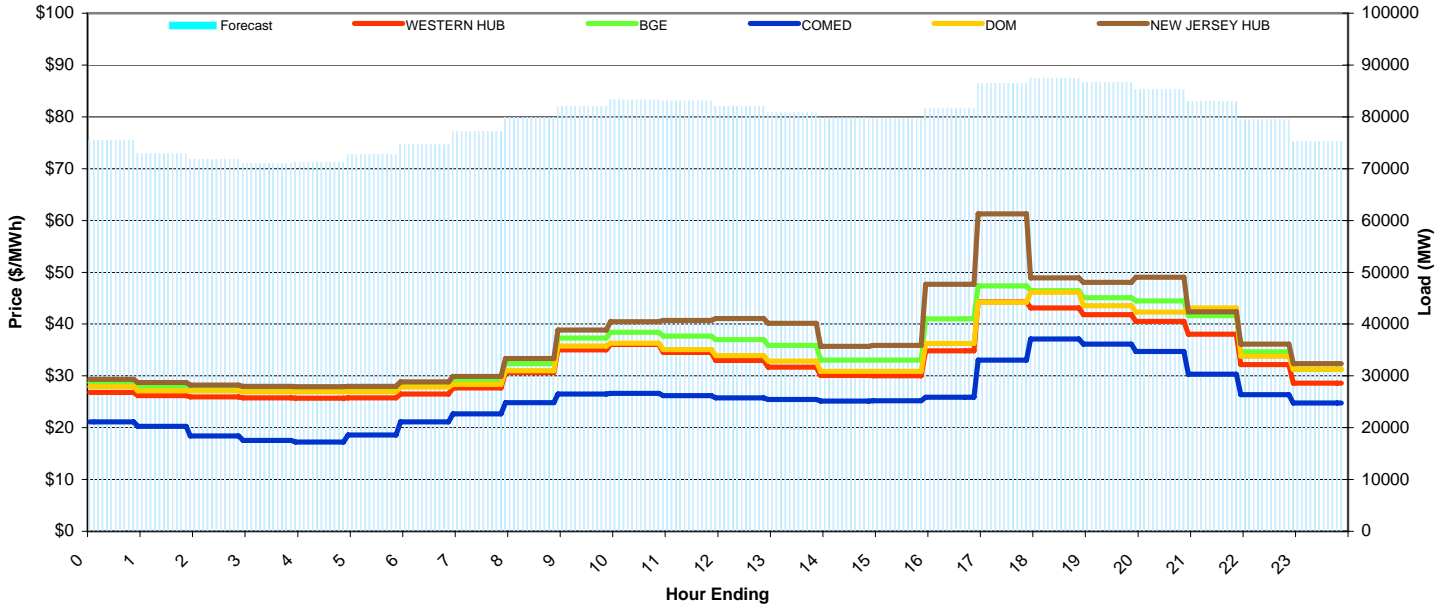
Saturday December 26, 2009

Price Color Codes:



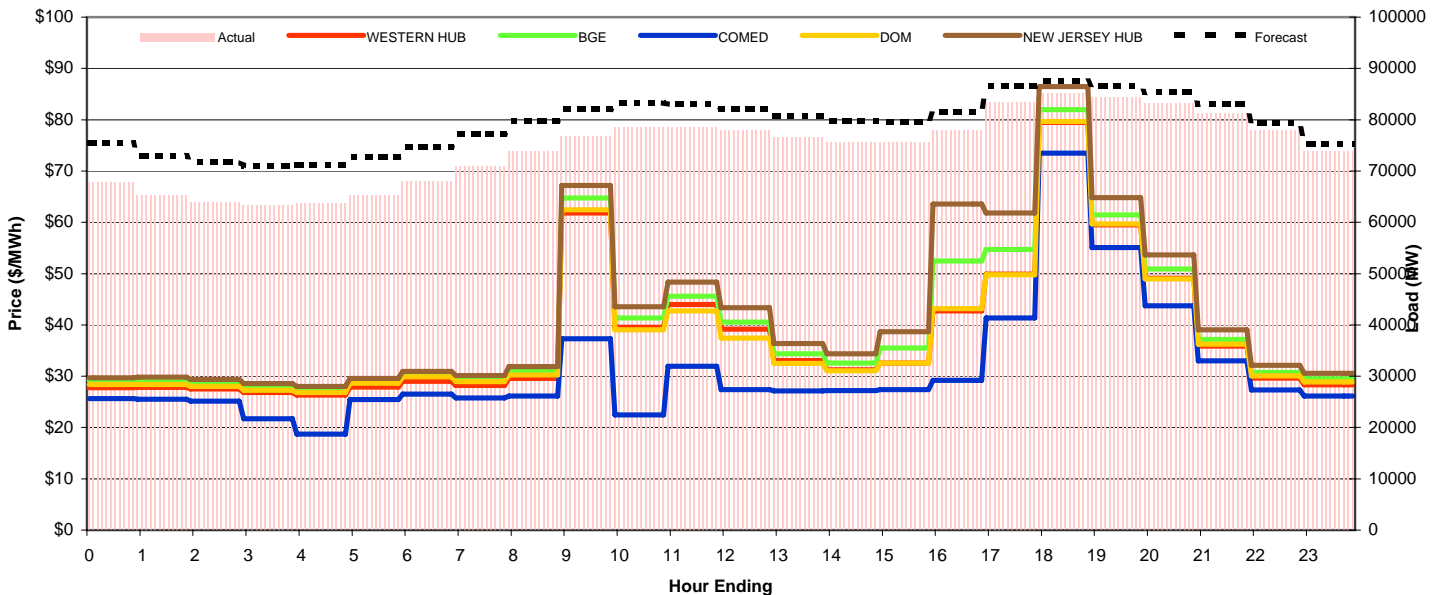
Day-Ahead Prices and Forecast Load

	HE1	HE2	HE3	HE4	HE5	HE6	HE7	HE8	HE9	HE10	HE11	HE12	HE13	HE14	HE15	HE16	HE17	HE18	HE19	HE20	HE21	HE22	HE23	HE24	avg all/peak
WESTERN HUB	26.79	26.18	25.92	25.74	25.69	25.76	26.48	27.67	30.62	35.00	36.04	34.53	32.98	31.69	30.09	30.02	34.84	44.31	43.11	41.82	40.53	38.03	32.15	28.57	32 / 35
BGE	28.691	27.903	27.661	27.45	27.432	27.454	28.35	29.208	32.383	37.306	38.436	37.7	36.985	35.904	33.046	33.063	41.013	47.344	46.438	45.111	44.445	41.644	34.634	31.227	35 / 38
COMED	21.141	20.238	18.399	17.516	17.254	18.571	21.124	22.67	24.858	26.481	26.611	26.18	25.752	25.439	25.132	25.222	25.903	33.02	37.094	36.149	34.719	30.311	26.378	24.779	25 / 28
DOM	27.92	27.12	27.101	26.937	26.914	26.929	27.842	28.339	30.979	35.746	36.333	35.066	33.899	32.835	30.858	30.855	36.245	44.209	46.143	43.572	42.31	43.14	33.793	31.289	34 / 37
NEW JERSEY HUB	29.36	28.73	28.22	28.01	27.93	27.97	28.86	29.87	33.34	38.84	40.48	40.70	41.09	40.15	35.73	35.86	47.66	61.29	48.89	48.08	49.02	42.37	36.16	32.34	38 / 42
DA Forecast	75.4	72.9	71.7	71.1	71.3	72.7	74.6	77.1	79.8	82.0	83.3	83.1	82.1	80.8	79.8	79.6	81.6	86.5	87.5	86.6	85.4	83.0	79.4	75.2	79 / 82



Preliminary Real-Time Prices with Forecasted and Actual System Load

	HE1	HE2	HE3	HE4	HE5	HE6	HE7	HE8	HE9	HE10	HE11	HE12	HE13	HE14	HE15	HE16	HE17	HE18	HE19	HE20	HE21	HE22	HE23	HE24	avg all/peak
WESTERN HUB	27.76	27.82	27.51	26.83	26.35	27.90	28.98	28.21	29.59	61.85	39.56	43.97	39.15	33.05	31.23	32.58	42.72	49.90	79.47	59.53	49.09	35.84	29.64	28.32	38 / 43
BGE	29.167	29.172	28.748	28.002	27.507	29.24	30.431	29.59	31.131	64.74	41.381	45.584	40.574	34.373	32.543	35.476	52.467	54.713	81.987	61.45	50.882	37.181	30.778	29.523	40 / 45
COMED	25.623	25.507	25.17	21.705	18.686	25.454	26.493	25.792	26.161	37.278	22.445	31.968	27.359	27.125	27.211	27.366	29.226	41.351	73.467	55.071	43.757	32.99	27.351	26.14	31 / 35
DOM	28.411	28.394	28.003	27.265	26.827	28.625	29.86	28.975	30.274	62.424	39.059	42.74	37.418	32.528	31.038	32.546	43.14	49.761	79.677	59.702	48.993	36.218	30.089	28.872	38 / 43
NEW JERSEY HUB	29.71	29.83	29.38	28.58	28.00	29.59	30.92	30.16	31.89	67.20	43.53	48.34	43.36	36.37	34.35	38.67	63.56	61.81	86.49	64.83	53.63	39.03	32.14	30.59	42 / 48
Percent Forecast	-11.35	-11.63	-12.32	-12.10	-11.85	-11.49	-9.85	-8.71	-8.17	-6.99	-6.15	-5.69	-5.48	-5.56	-5.56	-5.30	-4.74	-3.63	-2.82	-2.72	-2.53	-2.15	-1.80	-2.06	
RTLoad	67.746	65.309	63.873	63.389	63.701	65.178	67.933	70.968	73.81	76.647	78.445	78.584	77.828	76.532	75.573	75.616	77.926	83.478	85.086	84.33	83.259	81.258	78.004	73.712	



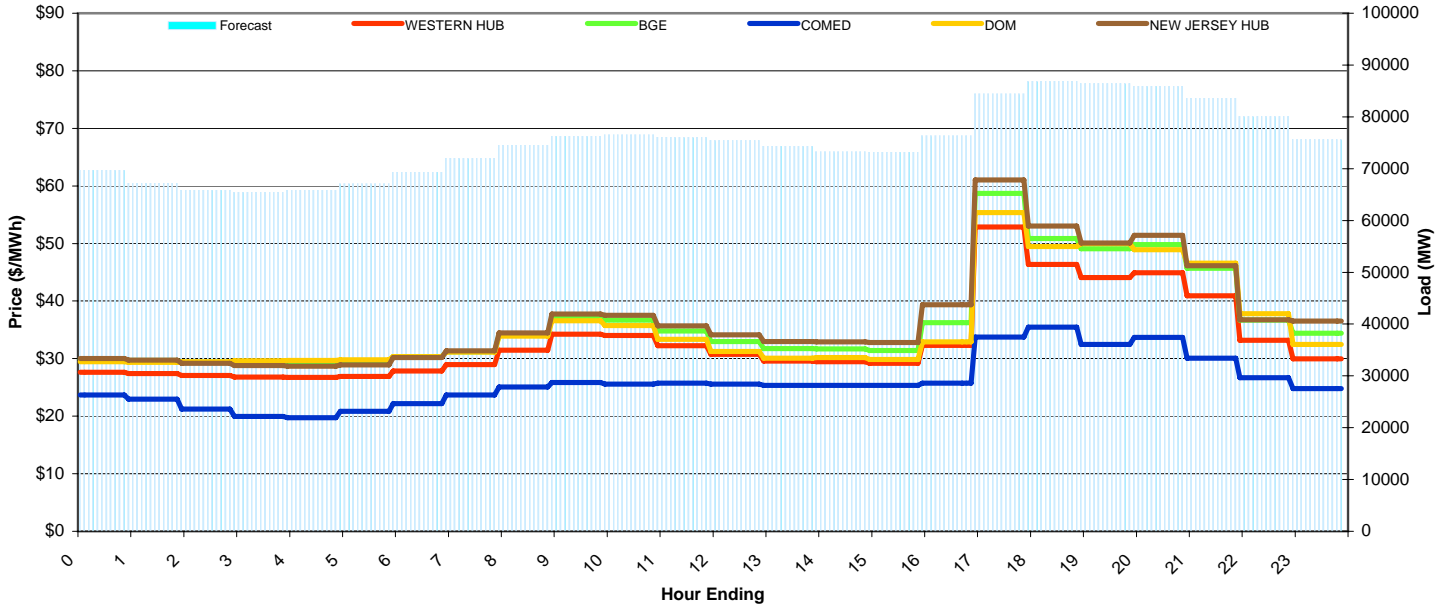
PJM Daily Report

Sunday December 27, 2009

Price Color Codes: ≤0 ≥100 ≥200

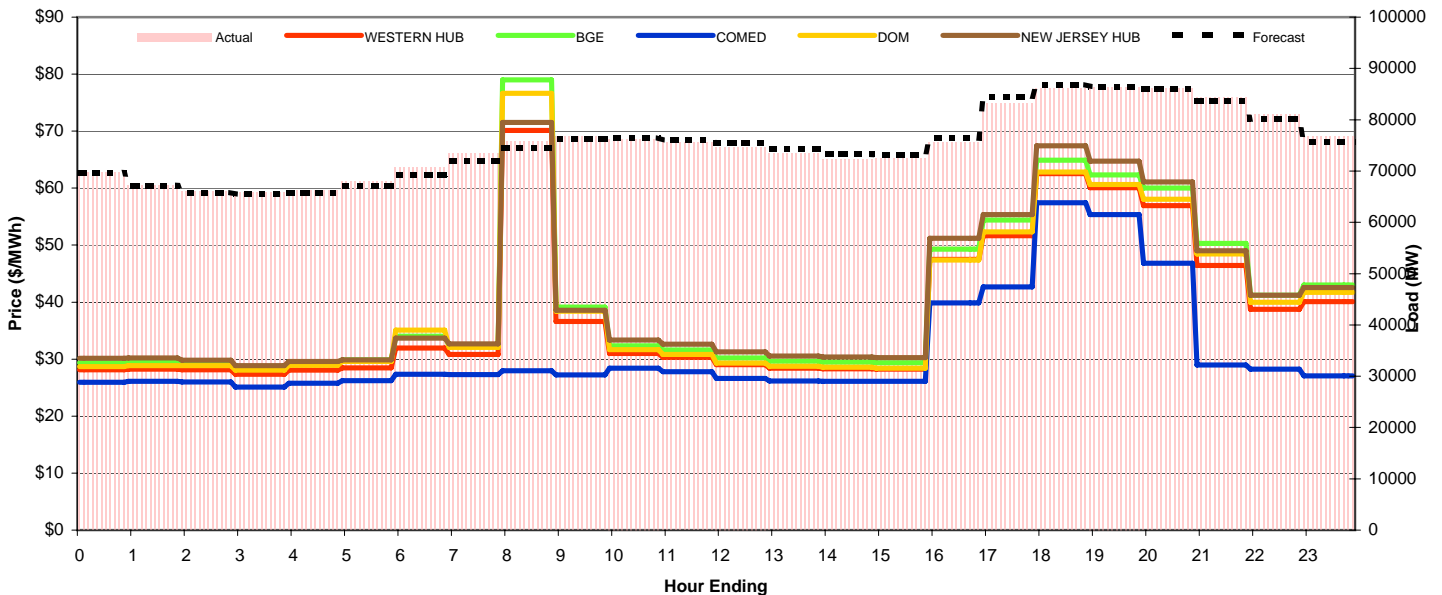
Day-Ahead Prices and Forecast Load

	HE1	HE2	HE3	HE4	HE5	HE6	HE7	HE8	HE9	HE10	HE11	HE12	HE13	HE14	HE15	HE16	HE17	HE18	HE19	HE20	HE21	HE22	HE23	HE24	avg all/peak
WESTERN HUB	27.65	27.41	27.06	26.80	26.74	26.90	27.84	28.95	31.44	34.26	34.03	32.24	30.73	29.60	29.45	29.19	32.29	52.88	46.34	44.07	44.92	40.93	33.17	29.96	33 / 36
BGE	29.897	29.68	29.367	29.222	29.217	29.381	30.355	31.194	34.098	37.036	36.685	34.782	32.957	31.763	31.689	31.385	36.267	58.695	50.849	49.079	49.786	45.695	36.662	34.421	36 / 39
COMED	23.678	22.94	21.254	19.982	19.744	20.858	22.202	23.66	25.081	25.843	25.597	25.733	25.583	25.363	25.333	25.349	25.75	33.746	35.466	32.489	33.692	30.079	26.664	24.783	26 / 28
DOM	29.452	29.373	29.469	29.642	29.668	29.809	30.359	31.106	33.92	36.597	35.718	33.359	31.218	30.1	30.178	29.876	32.898	55.342	49.474	49.975	48.941	46.601	37.796	32.459	36 / 38
NEW JERSEY HUB	30.01	29.72	29.19	28.78	28.71	28.90	30.20	31.36	34.45	37.74	37.53	35.70	34.11	32.99	32.91	32.81	39.35	61.04	53.06	50.06	51.41	46.16	36.75	36.52	37 / 40
DA Forecast	69.7	67.1	65.8	65.5	65.8	67.1	69.3	71.9	74.5	76.3	76.5	76.1	75.4	74.3	73.2	73.2	76.4	84.5	86.8	86.4	85.9	83.7	80.1	75.6	75 / 78



Preliminary Real-Time Prices with Forecasted and Actual System Load

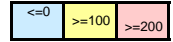
	HE1	HE2	HE3	HE4	HE5	HE6	HE7	HE8	HE9	HE10	HE11	HE12	HE13	HE14	HE15	HE16	HE17	HE18	HE19	HE20	HE21	HE22	HE23	HE24	avg all/peak
WESTERN HUB	28.12	28.24	28.10	27.34	28.09	28.48	31.95	30.84	70.10	36.63	31.02	30.30	29.01	28.43	28.31	28.26	47.51	51.65	62.54	60.05	56.92	46.41	38.72	40.08	38 / 42
BGE	29.346	29.465	29.287	28.518	29.336	29.859	34.038	32.343	78.979	39.156	32.353	31.593	30.217	29.638	29.458	29.37	49.323	54.429	64.91	62.324	60.018	50.304	41.222	42.987	40 / 45
COMED	25.938	26.125	26.003	25.089	25.772	26.218	27.323	27.281	27.965	27.251	28.394	27.794	26.611	26.15	26.115	26.087	39.879	42.677	57.455	55.343	46.807	28.981	28.266	27.064	31 / 34
DOM	28.664	28.883	28.833	28.066	28.941	29.574	35.079	32.041	76.635	38.399	31.668	30.795	29.303	28.736	28.569	28.42	47.378	52.345	62.848	60.632	58.052	48.478	40.002	41.727	39 / 43
NEW JERSEY HUB	30.13	30.19	29.82	28.88	29.57	29.87	33.67	32.69	71.54	38.58	33.34	32.63	31.29	30.55	30.35	30.28	51.21	55.36	67.44	64.75	61.10	49.01	41.23	42.54	41 / 45
Percent Forecast	0.13	0.19	0.39	0.53	0.72	1.31	1.83	1.99	1.67	0.49	-0.36	-0.68	-1.00	-1.27	-1.27	-0.98	-1.05	-1.49	-0.94	-0.07	0.25	0.81	1.08	1.51	
RTLoad	69.753	67.239	66.089	65.819	66.236	67.953	70.587	73.406	75.811	76.683	76.226	75.549	74.668	73.364	72.33	72.472	75.582	83.218	86.02	86.371	86.108	84.33	80.943	76.774	



PJM Daily Report

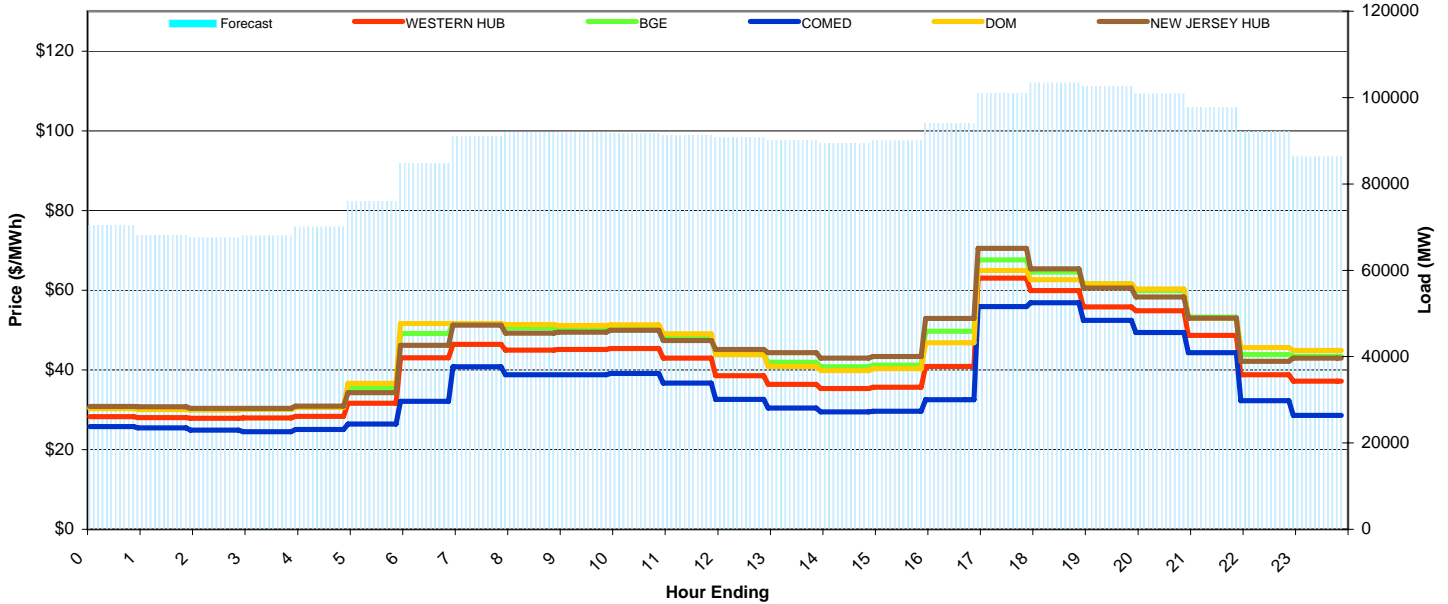
Monday December 28, 2009

Price Color Codes:



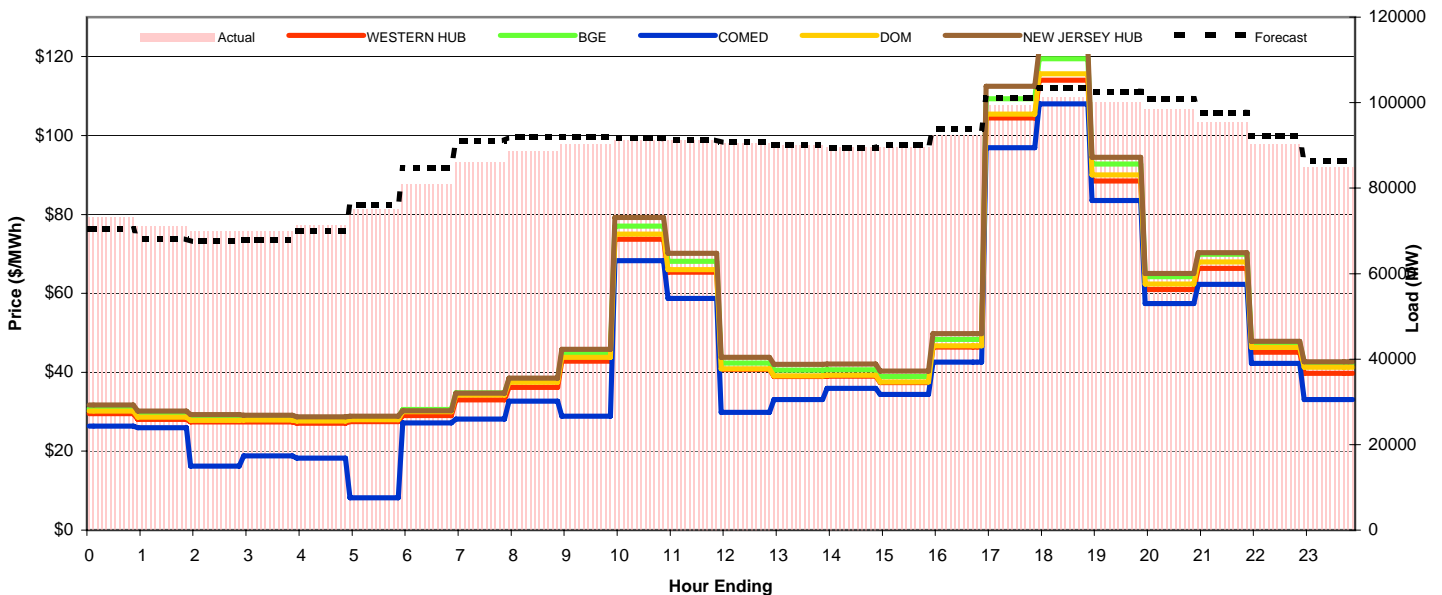
Day-Ahead Prices and Forecast Load

	HE1	HE2	HE3	HE4	HE5	HE6	HE7	HE8	HE9	HE10	HE11	HE12	HE13	HE14	HE15	HE16	HE17	HE18	HE19	HE20	HE21	HE22	HE23	HE24	avg all/peak
WESTERN HUB	28.27	28.04	27.87	27.91	28.31	31.67	43.00	46.40	45.00	45.09	45.33	42.96	38.58	36.36	35.36	35.62	40.86	63.02	59.93	55.82	54.84	48.69	38.80	37.15	41 / 46
BGE	30.497	30.293	30.056	30.142	30.656	35.338	49.11	51.595	50.549	50.374	50.656	48.36	43.83	41.924	40.811	41.215	49.723	67.624	64.534	61.612	59.903	53.213	43.826	43.46	46 / 51
COMED	25.805	25.422	24.913	24.505	25.029	26.399	32.08	40.786	38.815	38.812	39.088	36.72	32.632	30.451	29.497	29.65	32.506	55.884	56.817	52.398	49.364	44.323	32.31	28.622	36 / 40
DOM	30.252	30.047	29.919	30.077	30.568	36.649	51.616	51.639	51.415	51.154	51.28	49.061	43.848	40.861	39.792	40.322	46.802	64.979	62.619	61.611	60.324	52.927	45.622	44.901	46 / 51
NEW JERSEY HUB	30.85	30.72	30.39	30.35	30.90	34.31	46.16	51.23	49.25	49.44	49.95	47.36	45.15	44.35	42.96	43.33	52.90	70.47	65.36	60.54	58.28	52.97	42.13	42.94	46 / 52
DA Forecast	70.4	68.1	67.5	68.0	70.0	76.0	84.7	91.1	92.0	91.8	91.7	91.3	90.7	90.0	89.4	90.0	94.0	101.0	103.4	102.6	100.9	97.7	92.2	86.3	88 / 94



Preliminary Real-Time Prices with Forecasted and Actual System Load

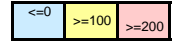
	HE1	HE2	HE3	HE4	HE5	HE6	HE7	HE8	HE9	HE10	HE11	HE12	HE13	HE14	HE15	HE16	HE17	HE18	HE19	HE20	HE21	HE22	HE23	HE24	avg all/peak
WESTERN HUB	29.55	28.08	27.45	27.41	27.10	27.51	29.03	33.04	36.18	42.83	73.75	65.39	40.68	38.90	38.98	37.40	46.43	104.43	114.03	88.46	61.01	66.37	45.10	39.77	49 / 58
BGE	30.704	29.229	28.474	28.501	28.269	28.658	30.536	34.82	38.166	44.816	77.045	68.093	42.314	40.523	40.61	38.897	48.375	109.35	119.43	92.776	64.24	69.922	47.422	42.381	51 / 61
COMED	26.377	25.98	16.246	18.8	18.227	8.1547	27.2	28.131	32.715	28.843	68.265	58.752	29.825	33.116	35.903	34.407	42.558	96.884	108.04	83.567	57.453	62.323	42.261	33.097	42 / 53
DOM	30.171	28.656	27.815	27.867	27.617	27.965	30.008	34.224	37.501	43.83	74.987	66.023	40.86	39.122	39.22	37.544	46.723	105.39	115.64	89.988	62.334	67.983	46.271	41.285	50 / 59
NEW JERSEY HUB	31.70	30.19	29.28	29.15	28.73	28.84	30.28	34.72	38.50	45.82	79.21	70.17	43.82	41.98	42.08	40.29	49.79	112.47	122.01	94.45	65.01	70.33	47.88	42.63	52 / 62
Percent Forecast	3.68	4.00	3.45	2.79	1.83	-1.17	-4.73	-5.86	-3.88	-1.79	-0.56	0.01	-0.13	-0.04	0.14	-0.52	-1.85	-1.67	-2.20	-2.49	-2.45	-2.49	-2.17	-1.71	
RTLoad	73.04	70.95	69.955	69.955	71.336	75.118	80.877	86.052	88.543	90.227	91.147	91.262	90.606	90.008	89.57	89.491	92.26	99.31	101.15	100.07	98.459	95.301	90.264	84.826	



PJM Daily Report

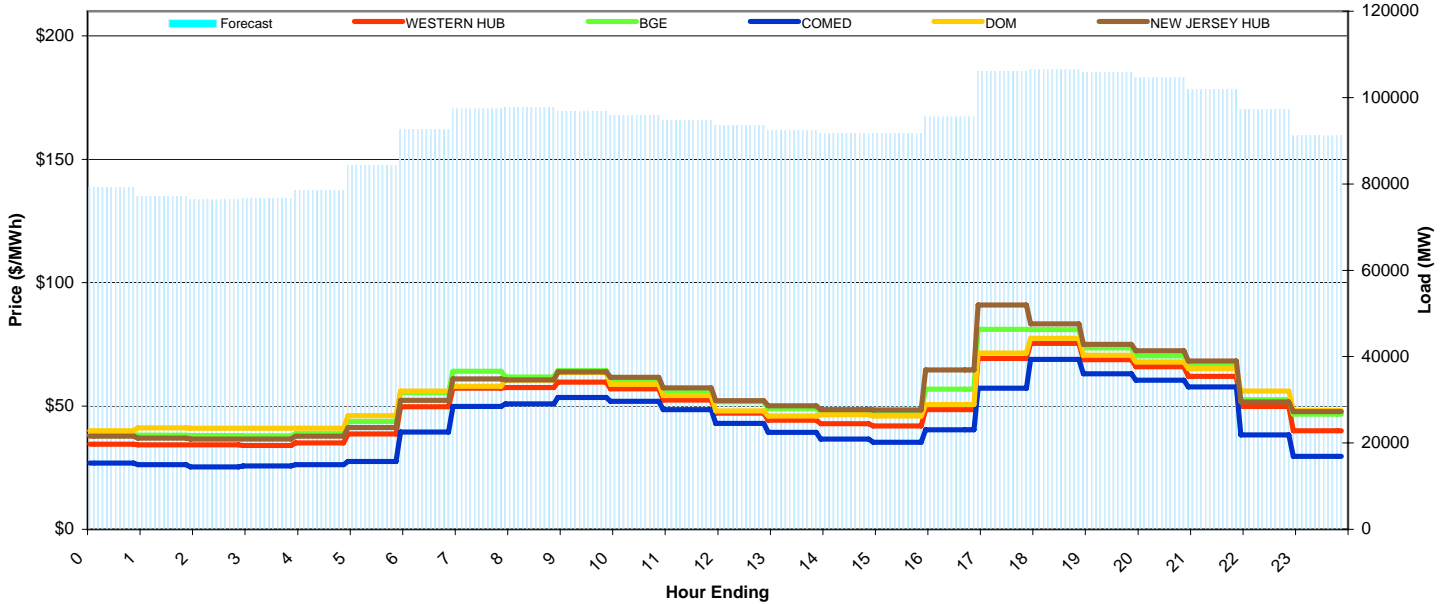
Tuesday December 29, 2009

Price Color Codes:



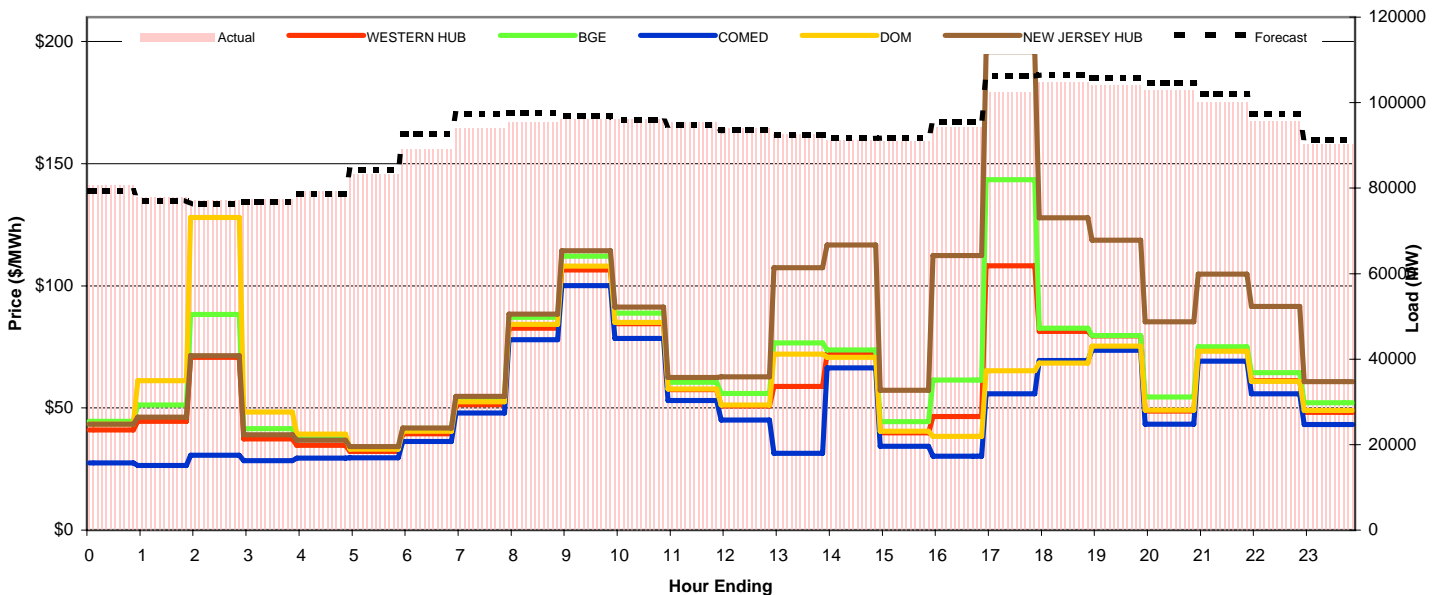
Day-Ahead Prices and Forecast Load

	HE1	HE2	HE3	HE4	HE5	HE6	HE7	HE8	HE9	HE10	HE11	HE12	HE13	HE14	HE15	HE16	HE17	HE18	HE19	HE20	HE21	HE22	HE23	HE24	avg all/peak
WESTERN HUB	34.45	34.26	34.24	34.02	34.96	38.65	49.72	57.17	57.42	59.70	56.90	52.35	47.09	44.27	42.87	41.89	48.47	69.21	75.32	68.76	65.85	61.99	49.84	39.94	50 / 56
BGE	38.225	38.123	38.052	37.932	38.817	43.673	55.383	64.112	61.748	64.33	60.564	55.934	51.8	48.9	47.525	47.111	56.752	81.08	80.889	73.548	70.27	66.99	52.583	46.749	55 / 62
COMED	26.872	26.255	25.357	25.707	26.151	27.519	39.477	49.828	50.827	53.418	51.881	48.454	42.87	39.27	36.553	35.285	40.365	57.222	68.826	63.021	60.497	57.71	38.229	29.639	43 / 50
DOM	40.005	41.074	41.025	40.936	40.954	46.002	56.048	58.023	60.399	63.518	58.696	54.27	48.034	45.914	46.459	45.894	50.601	71.447	77.438	70.62	67.78	65.171	56.024	48.161	54 / 59
NEW JERSEY HUB	37.80	36.97	36.53	36.54	37.73	41.28	52.30	61.02	60.60	63.81	61.60	57.39	52.19	50.06	48.52	48.44	64.63	90.96	83.29	74.96	72.34	68.27	51.68	47.79	56 / 63
DA Forecast	79.2	77.1	76.3	76.7	78.5	84.3	92.6	97.4	97.7	96.9	95.9	94.7	93.5	92.4	91.7	91.7	95.5	106.1	106.5	105.8	104.6	102.0	97.3	91.2	93 / 98



Preliminary Real-Time Prices with Forecasted and Actual System Load

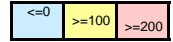
	HE1	HE2	HE3	HE4	HE5	HE6	HE7	HE8	HE9	HE10	HE11	HE12	HE13	HE14	HE15	HE16	HE17	HE18	HE19	HE20	HE21	HE22	HE23	HE24	avg all/peak
WESTERN HUB	40.99	44.52	70.72	37.30	34.75	32.19	39.42	51.40	82.61	106.57	84.50	57.57	50.82	58.78	72.14	39.77	46.45	108.26	81.39	79.57	48.79	73.92	61.12	48.20	60 / 69
BGE	44.559	51.238	88.243	41.505	37.372	33.86	41.677	54.241	87.053	112.1	88.875	60.498	55.935	76.631	73.757	44.353	61.399	143.48	82.624	79.591	54.548	75.01	64.442	52.142	67 / 76
COMED	27.466	26.413	30.716	28.467	29.447	29.64	36.296	47.958	77.891	100.13	78.436	52.993	45.083	31.398	66.466	34.316	30.275	55.781	69.398	73.656	43.367	69.22	55.76	43.221	49 / 58
DOM	43.313	61.114	127.99	48.334	39.358	33.159	40.496	52.503	84.199	108.1	84.972	57.778	51.251	71.99	70.781	40.464	38.417	65.299	68.328	75.348	49.096	73.246	60.904	49.016	62 / 66
NEW JERSEY HUB	43.38	46.27	71.41	39.05	36.82	34.20	41.81	54.82	88.39	114.42	91.37	62.49	62.70	107.39	116.78	57.28	112.39	195.80	127.87	118.69	85.30	104.82	91.63	60.77	82 / 100
Percent Forecast	1.62	1.06	1.05	0.82	0.74	-1.24	-3.98	-3.66	-2.34	-0.80	0.36	0.72	0.49	0.20	-0.56	-0.75	-1.48	-3.70	-1.60	-1.68	-1.69	-1.83	-1.84	-1.05	
RTLoad	80.553	77.952	77.124	77.344	79.098	83.22	89.064	93.958	95.473	96.093	96.221	95.433	93.974	92.629	91.144	91.013	94.134	102.34	104.79	104.09	102.81	100.13	95.548	90.25	



PJM Daily Report

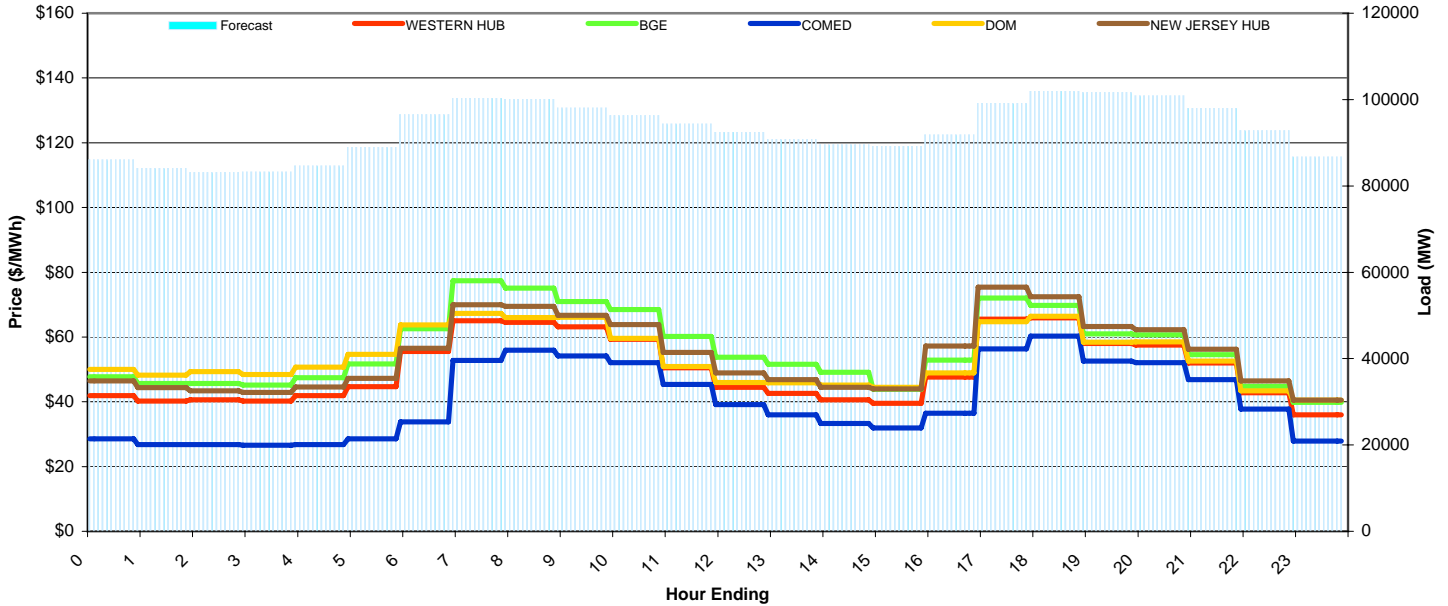
Wednesday December 30, 2009

Price Color Codes:



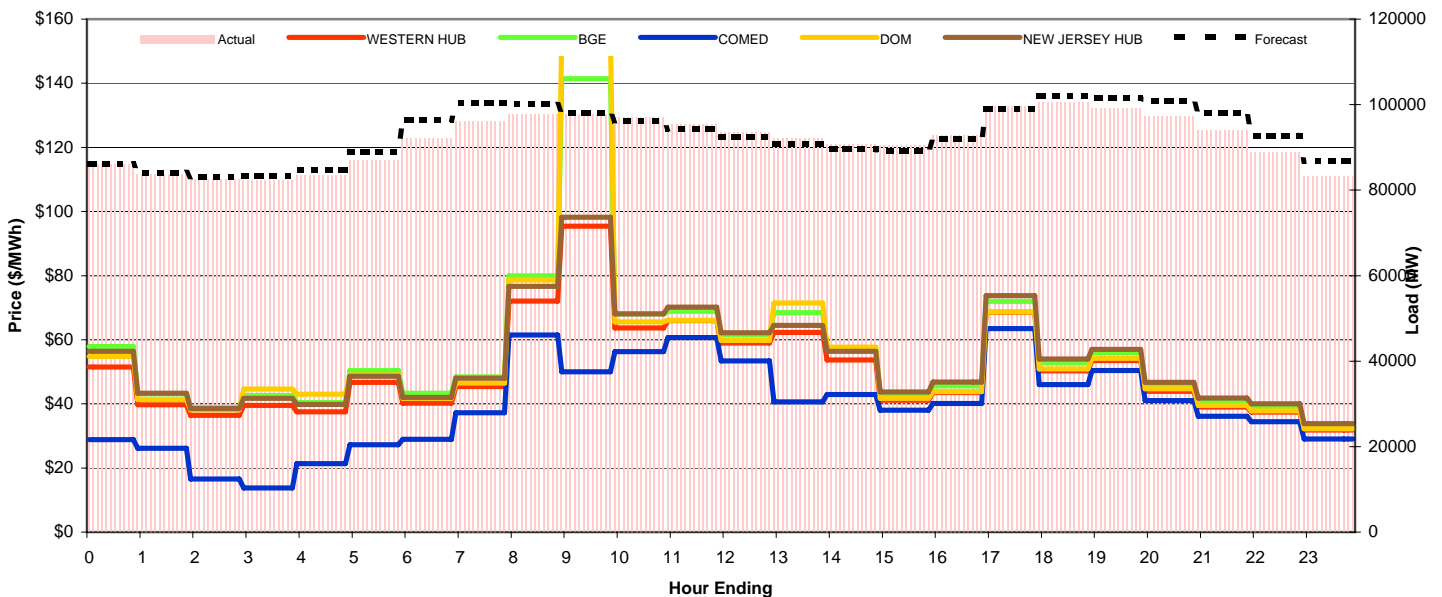
Day-Ahead Prices and Forecast Load

	HE1	HE2	HE3	HE4	HE5	HE6	HE7	HE8	HE9	HE10	HE11	HE12	HE13	HE14	HE15	HE16	HE17	HE18	HE19	HE20	HE21	HE22	HE23	HE24	avg all/peak
WESTERN HUB	41.95	40.26	40.63	40.18	41.92	44.62	55.50	65.00	64.58	63.19	59.28	50.49	44.48	42.61	40.57	39.51	47.60	65.55	65.96	57.99	57.51	51.99	42.75	35.97	50 / 54
BGE	47.711	45.61	45.635	45.165	47.403	51.657	62.566	77.428	75.12	71	68.471	60.23	53.754	51.625	49.099	43.861	52.836	72.052	69.737	60.931	60.719	54.555	44.809	39.854	56 / 60
COMED	28.522	26.822	26.809	26.568	26.753	28.519	33.812	52.758	55.953	54.169	52.051	45.393	39.099	35.965	33.259	31.934	36.476	56.353	60.273	52.611	52.125	46.818	37.8	27.835	40 / 46
DOM	50.043	48.228	49.301	48.398	50.737	54.626	63.783	67.325	66.059	66.117	59.543	50.878	45.947	45.84	45.172	44.424	48.902	64.737	66.45	58.424	58.484	52.553	43.432	40.48	54 / 55
NEW JERSEY HUB	46.42	44.40	43.42	42.87	44.54	47.21	56.48	69.99	69.47	66.72	63.82	55.28	48.88	46.86	44.48	43.98	57.26	75.43	72.46	63.25	62.29	56.24	46.42	40.48	55 / 59
DA Forecast	86.0	84.1	83.1	83.2	84.7	89.0	96.5	100.4	100.1	98.1	96.3	94.4	92.4	90.8	89.5	89.2	91.9	99.1	102.0	101.6	100.9	98.0	92.8	86.7	93 / 96



Preliminary Real-Time Prices with Forecasted and Actual System Load

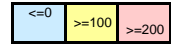
	HE1	HE2	HE3	HE4	HE5	HE6	HE7	HE8	HE9	HE10	HE11	HE12	HE13	HE14	HE15	HE16	HE17	HE18	HE19	HE20	HE21	HE22	HE23	HE24	avg all/peak
WESTERN HUB	51.49	39.70	36.46	39.53	37.54	46.67	40.20	45.46	72.06	95.47	63.64	66.00	58.96	62.28	53.71	41.12	43.56	68.61	50.34	53.49	43.94	39.06	37.40	31.81	51 / 56
BGE	57.896	43.107	38.853	42.576	40.473	50.411	43.368	48.408	79.991	141.47	68.023	68.846	61.605	68.483	57.446	43.014	45.612	71.952	52.848	56.032	46.151	40.84	39.003	33.242	56 / 62
COMED	28.805	26.13	16.614	13.735	21.409	27.239	28.934	37.181	61.492	49.987	56.294	60.709	53.438	40.595	42.905	38.074	40.12	63.502	45.968	50.448	40.98	36.123	34.386	29.025	39 / 47
DOM	54.799	41.353	38.089	44.638	42.99	49.025	41.705	46.518	78.686	155.24	65.528	66.09	59.757	71.443	57.693	41.741	43.829	68.694	50.911	54.246	44.698	39.516	37.866	32.203	55 / 61
NEW JERSEY HUB	56.41	43.32	38.49	41.72	39.80	48.65	41.97	47.99	76.64	98.24	68.08	70.14	62.16	64.50	56.38	43.73	46.78	73.80	53.96	57.00	46.68	41.86	40.03	33.87	54 / 59
Percent Forecast	0.09	-0.38	-0.76	-1.03	-1.41	-2.37	-4.69	-4.39	-2.34	-0.33	0.82	1.10	1.08	1.41	1.43	1.48	1.12	0.41	-1.35	-2.64	-3.79	-4.26	-4.28	-4.14	
RTLoad	86.101	83.737	82.465	82.36	83.489	86.946	92.157	96.175	97.778	97.758	97.095	95.443	93.453	92.054	90.828	90.553	92.896	99.481	100.61	99.035	97.198	93.979	88.952	83.279	



PJM Daily Report

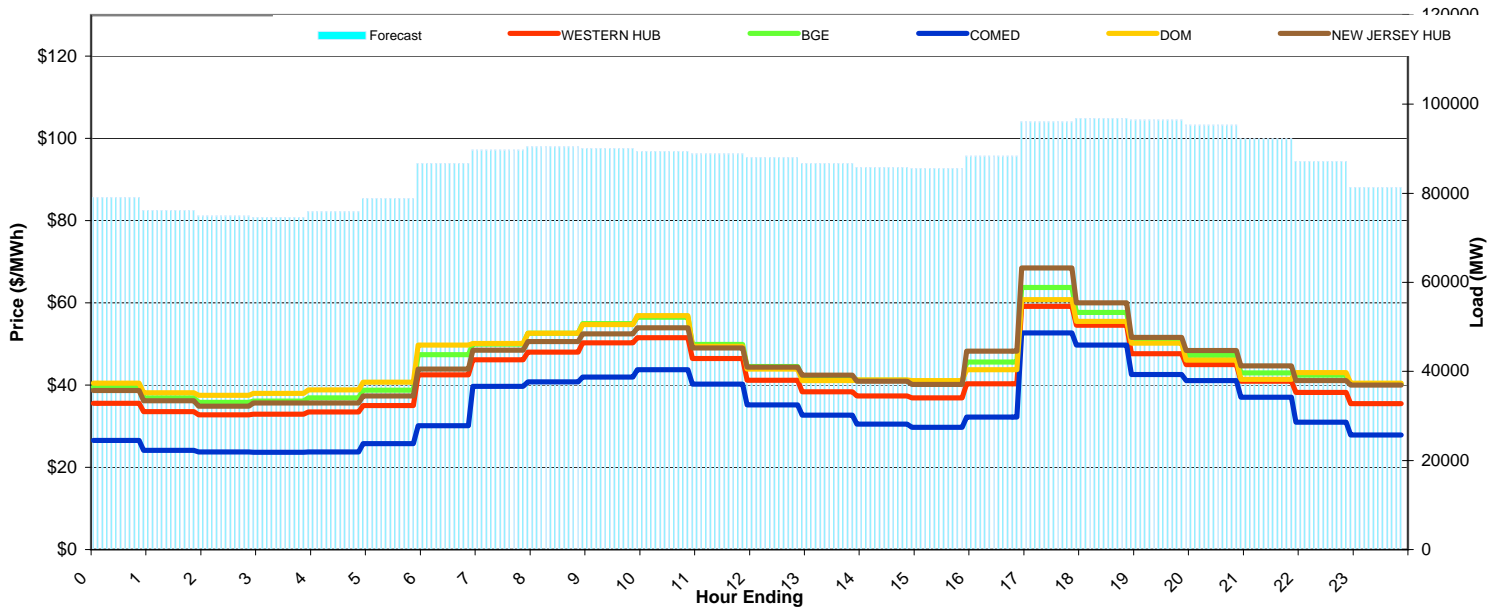
Thursday December 31, 2009

Price Color Codes:



Day-Ahead Prices and Forecast Load

	HE1	HE2	HE3	HE4	HE5	HE6	HE7	HE8	HE9	HE10	HE11	HE12	HE13	HE14	HE15	HE16	HE17	HE18	HE19	HE20	HE21	HE22	HE23	HE24	avg all/peak
WESTERN HUB	35.54	33.58	32.76	32.93	33.48	35.00	42.47	46.16	48.04	50.26	51.56	46.44	41.17	38.38	37.40	36.87	40.34	59.20	54.54	47.65	45.00	40.93	38.20	35.53	42 / 45
BGE	39.511	36.903	35.827	36.083	36.877	38.756	47.383	49.972	52.647	54.96	56.528	49.93	44.53	41.768	41.157	40.603	45.639	63.722	57.648	51.072	47.274	42.936	42.44	40.138	46 / 49
COMED	26.579	24.105	23.781	23.643	23.762	25.775	30.121	39.676	40.801	41.974	43.725	40.2169	35.202	32.702	30.481	29.747	32.213	52.719	49.769	42.602	41.126	37.091	31.005	27.835	34 / 39
DOM	40.509	38.137	37.508	38.014	38.874	40.711	49.779	50.125	52.59	54.745	56.902	49.4497	43.938	41.075	41.282	41.07	43.776	60.767	55.52	50.223	46.115	41.448	43.037	40.472	46 / 48
NEW JERSEY HUB	38.70	36.20	34.90	35.62	35.67	37.33	43.89	48.50	50.58	52.46	53.98	49.07	44.35	42.43	40.93	40.18	48.23	68.47	60.05	51.60	48.41	44.72	41.12	40.03	45 / 49
DA Forecast	79.1	76.2	74.9	74.6	75.9	78.9	86.8	89.8	90.5	90.1	89.4	88.9	88.0	86.7	85.8	85.6	88.4	96.1	96.8	96.5	95.3	92.2	87.2	81.4	86 / 90



Preliminary Real-Time Prices with Forecasted and Actual System Load

	HE1	HE2	HE3	HE4	HE5	HE6	HE7	HE8	HE9	HE10	HE11	HE12	HE13	HE14	HE15	HE16	HE17	HE18	HE19	HE20	HE21	HE22	HE23	HE24	avg all/peak
WESTERN HUB	31.69	29.97	31.03	29.81	32.22	31.58	30.38	31.29	33.14	41.60	83.39	60.37	73.98	44.63	50.63	37.80	38.48	53.98	36.41	36.03	33.33	33.41	29.79	32.23	40 / 45
BGE	33.459	31.172	32.953	31.259	34.156	33.095	31.824	32.983	35.031	46.108	112.05	69.4589	96.156	48.609	55.649	40.521	41.008	63.47	38.369	37.952	35.105	35.101	31.353	34.327	45 / 51
COMED	27.572	27.243	26.242	26.028	27.403	27.956	27.608	28.457	30.034	29.003	36.742	40.4345	31.532	28.683	28.926	28.316	30.709	45.283	33.655	33.382	30.62	30.759	27.274	27.244	30 / 32
DOM	33.825	30.259	34.202	31.628	35.538	33.041	30.978	32.092	33.94	44.894	119.78	69.2871	100.96	46.71	53.522	39.082	39.321	55.516	36.67	36.494	33.875	33.869	30.196	32.9	45 / 50
NEW JERSEY HUB	33.72	31.99	32.84	31.51	33.92	33.31	32.07	33.12	35.43	43.92	86.50	63.40	76.62	46.64	52.49	39.85	41.11	71.51	39.24	38.70	35.72	35.90	32.03	34.72	43 / 48
Percent Forecast	-0.52	-0.64	-0.69	-0.89	-1.52	-1.86	-6.18	-4.81	-3.30	-1.04	0.79	0.99	0.62	0.92	0.79	0.58	0.21	-2.01	-2.87	-5.85	-8.30	-8.53	-6.85	-3.60	
RTLLoad	78.638	75.76	74.43	73.925	74.725	77.445	81.722	85.662	87.609	89.206	90.107	89.7586	88.563	87.5	86.442	86.134	88.54	94.186	94.07	91.146	88.034	84.982	81.639	78.538	

