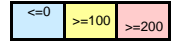


# PJM Daily Report

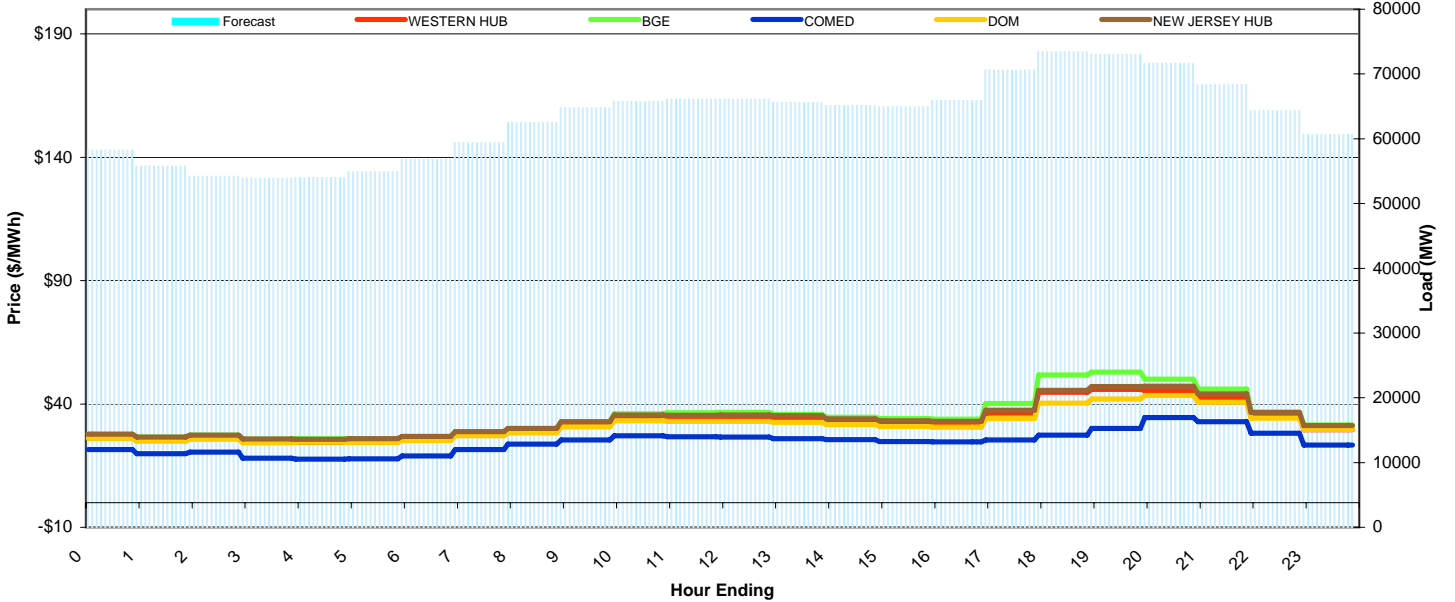
Sunday November 01, 2009

Price Color Codes:



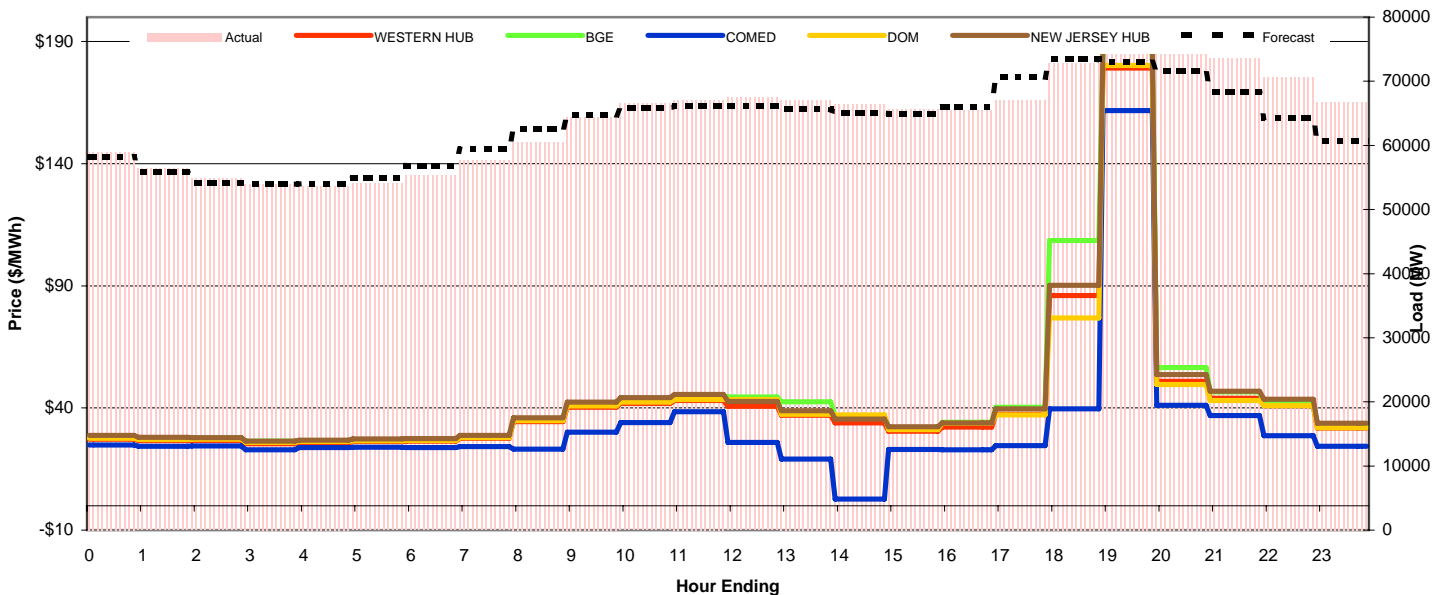
## Day-Ahead Prices and Forecast Load

|                | HE1    | HE2    | HE3    | HE4    | HE5    | HE6    | HE7    | HE8    | HE9    | HE10   | HE11   | HE12   | HE13   | HE14   | HE15   | HE16   | HE17   | HE18    | HE19   | HE20   | HE21   | HE22   | HE23   | HE24   | avg all/peak |
|----------------|--------|--------|--------|--------|--------|--------|--------|--------|--------|--------|--------|--------|--------|--------|--------|--------|--------|---------|--------|--------|--------|--------|--------|--------|--------------|
| WESTERN HUB    | 26.36  | 25.25  | 26.05  | 24.48  | 24.48  | 24.65  | 25.55  | 27.37  | 28.56  | 31.29  | 33.96  | 33.94  | 34.07  | 33.79  | 32.50  | 31.83  | 31.56  | 36.32   | 44.72  | 45.89  | 45.33  | 42.49  | 34.93  | 29.62  | 32 / 36      |
| BGE            | 27.728 | 26.562 | 27.322 | 25.788 | 25.881 | 25.925 | 26.856 | 28.804 | 30.074 | 32.833 | 36.054 | 36.426 | 36.579 | 35.835 | 34.57  | 34.126 | 33.887 | 40.1541 | 51.713 | 52.964 | 50.008 | 46.099 | 36.66  | 31.449 | 35 / 39      |
| COMED          | 21.49  | 19.784 | 20.517 | 18.006 | 17.566 | 17.715 | 18.883 | 21.466 | 23.695 | 25.393 | 27.061 | 26.753 | 26.615 | 25.91  | 25.511 | 24.698 | 24.644 | 25.4435 | 27.385 | 30.051 | 34.497 | 32.747 | 28.09  | 23.362 | 24 / 27      |
| DOM            | 26.029 | 24.945 | 25.654 | 24.229 | 24.476 | 24.335 | 25.214 | 27.05  | 28.252 | 30.785 | 33.149 | 32.887 | 32.955 | 32.546 | 31.578 | 30.86  | 30.614 | 34.0639 | 40.272 | 42.05  | 43.413 | 40.705 | 34.245 | 29.652 | 31 / 34      |
| NEW JERSEY HUB | 27.70  | 26.54  | 27.30  | 25.76  | 25.70  | 25.92  | 26.84  | 28.78  | 30.03  | 32.79  | 35.47  | 35.35  | 35.48  | 35.25  | 33.92  | 33.16  | 32.87  | 37.47   | 45.48  | 47.01  | 47.22  | 44.15  | 36.61  | 31.23  | 34 / 37      |
| DA Forecast    | 58.3   | 55.8   | 54.2   | 53.9   | 54.0   | 54.9   | 56.8   | 59.4   | 62.5   | 64.8   | 65.8   | 66.1   | 66.1   | 65.6   | 65.1   | 64.9   | 65.9   | 70.6    | 73.4   | 73.0   | 71.6   | 68.3   | 64.3   | 60.7   | 63 / 67      |



## Preliminary Real-Time Prices with Forecasted and Actual System Load

|                  | HE1    | HE2    | HE3    | HE4    | HE5    | HE6    | HE7    | HE8    | HE9    | HE10   | HE11   | HE12   | HE13   | HE14   | HE15   | HE16   | HE17   | HE18    | HE19   | HE20   | HE21   | HE22   | HE23   | HE24   | avg all/peak |
|------------------|--------|--------|--------|--------|--------|--------|--------|--------|--------|--------|--------|--------|--------|--------|--------|--------|--------|---------|--------|--------|--------|--------|--------|--------|--------------|
| WESTERN HUB      | 27.23  | 26.63  | 26.64  | 25.41  | 25.82  | 26.24  | 26.38  | 27.63  | 34.47  | 40.31  | 41.87  | 43.04  | 40.70  | 36.97  | 33.94  | 30.46  | 32.13  | 37.38   | 86.07  | 179.11 | 50.94  | 44.02  | 40.99  | 31.82  | 42 / 50      |
| BGE              | 28.383 | 27.699 | 27.664 | 26.357 | 26.744 | 27.103 | 27.24  | 28.576 | 35.678 | 41.846 | 43.589 | 44.807 | 44.472 | 42.528 | 36.733 | 31.937 | 34.122 | 40.3362 | 108.57 | 186.33 | 56.587 | 46.566 | 42.467 | 32.946 | 45 / 54      |
| COMED            | 24.814 | 24.377 | 24.42  | 22.848 | 23.742 | 23.939 | 23.825 | 24.139 | 23.147 | 30.074 | 33.991 | 38.451 | 25.881 | 19.05  | 2.7622 | 23.065 | 22.867 | 24.5282 | 39.626 | 161.71 | 41.152 | 36.919 | 28.654 | 24.332 | 32 / 36      |
| DOM              | 27.598 | 27.139 | 27.166 | 25.857 | 26.282 | 26.601 | 26.669 | 27.919 | 34.825 | 40.774 | 42.344 | 43.471 | 43.423 | 37.45  | 37.213 | 31.12  | 33.792 | 37.1431 | 76.908 | 180.21 | 49.659 | 43.094 | 40.943 | 31.954 | 42 / 50      |
| NEW JERSEY HUB   | 28.84  | 27.98  | 27.84  | 26.47  | 26.85  | 27.28  | 27.45  | 28.77  | 35.98  | 42.37  | 44.19  | 45.54  | 42.64  | 38.85  | 35.41  | 32.33  | 33.93  | 39.62   | 90.17  | 187.49 | 53.64  | 46.83  | 43.54  | 33.71  | 44 / 53      |
| Percent Forecast | 1.13   | 1.04   | 1.22   | 0.01   | -0.57  | -1.59  | -2.74  | -3.07  | -3.12  | -0.67  | 1.12   | 1.43   | 1.98   | 2.20   | 1.95   | 1.10   | -0.59  | -5.30   | -0.80  | 3.64   | 4.78   | 7.19   | 8.87   | 9.05   |              |
| RTLoad           | 58.927 | 56.375 | 54.857 | 53.936 | 53.697 | 54.054 | 55.316 | 57.644 | 60.611 | 64.355 | 66.535 | 67.091 | 67.455 | 67.087 | 66.416 | 65.666 | 65.55  | 67.0667 | 72.845 | 75.775 | 75.228 | 73.612 | 70.597 | 66.728 |              |



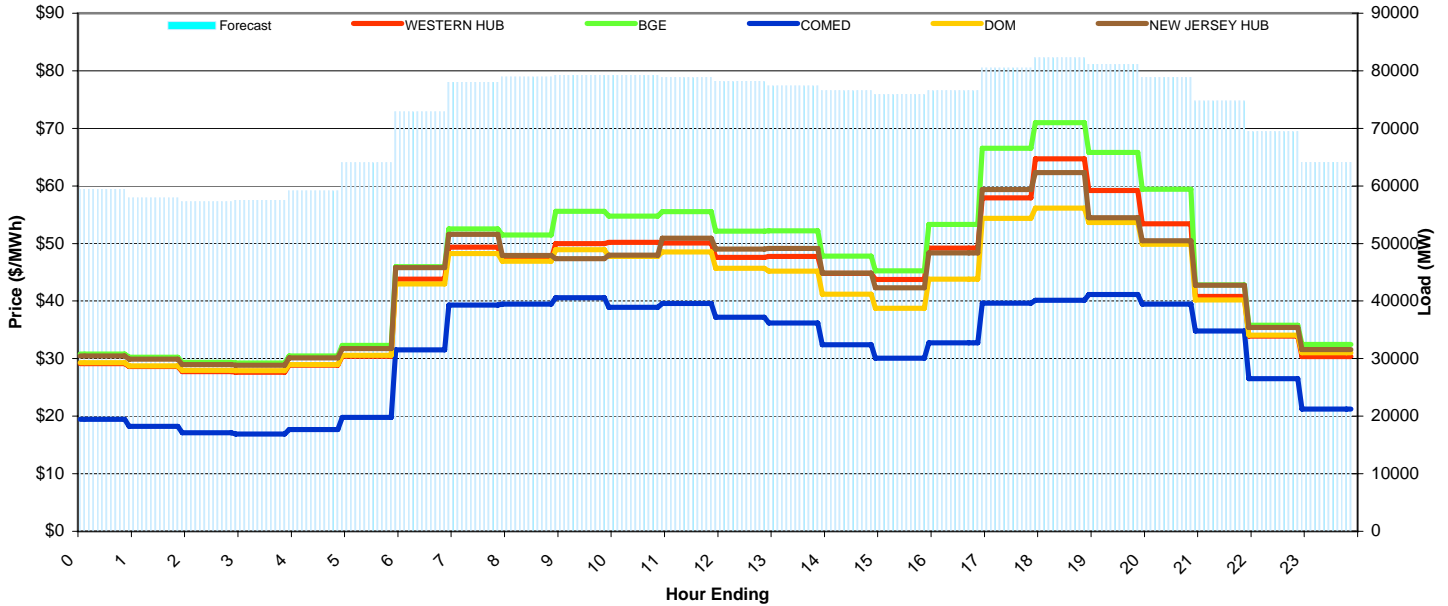
# PJM Daily Report

Monday November 02, 2009

Price Color Codes: ≤0 ≥100 ≥200

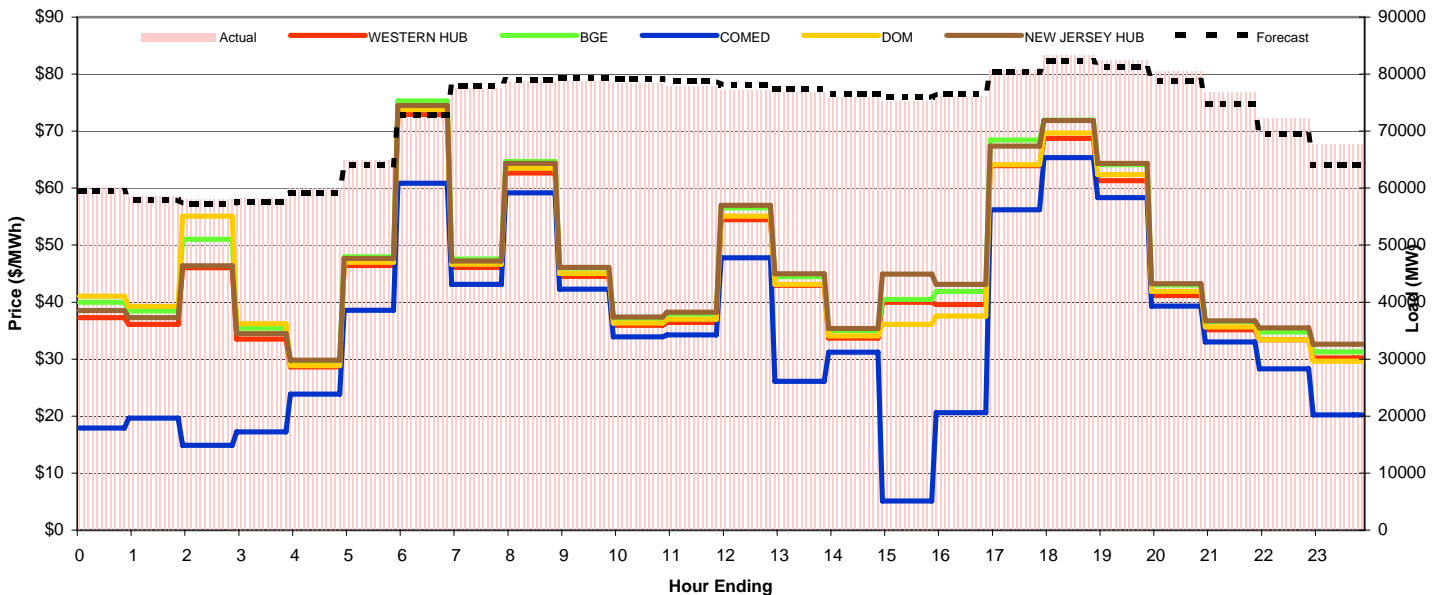
## Day-Ahead Prices and Forecast Load

|                | HE1    | HE2    | HE3    | HE4    | HE5    | HE6    | HE7    | HE8    | HE9    | HE10   | HE11   | HE12   | HE13   | HE14   | HE15   | HE16   | HE17   | HE18   | HE19   | HE20   | HE21   | HE22   | HE23   | HE24   | avg all/peak |
|----------------|--------|--------|--------|--------|--------|--------|--------|--------|--------|--------|--------|--------|--------|--------|--------|--------|--------|--------|--------|--------|--------|--------|--------|--------|--------------|
| WESTERN HUB    | 29.15  | 28.63  | 27.72  | 27.65  | 28.88  | 30.38  | 43.81  | 49.36  | 47.25  | 49.98  | 50.18  | 50.11  | 47.56  | 47.73  | 44.81  | 43.78  | 49.19  | 57.92  | 64.69  | 59.21  | 53.40  | 40.79  | 33.90  | 30.36  | 43 / 49      |
| BGE            | 30.797 | 30.235 | 29.324 | 29.259 | 30.486 | 32.281 | 45.95  | 52.55  | 51.457 | 55.6   | 54.77  | 55.557 | 52.131 | 52.176 | 47.829 | 45.244 | 53.31  | 66.519 | 70.982 | 65.821 | 59.412 | 42.794 | 35.82  | 32.492 | 47 / 54      |
| COMED          | 19.449 | 18.22  | 17.112 | 16.924 | 17.696 | 19.767 | 31.505 | 39.316 | 39.458 | 40.583 | 38.895 | 39.554 | 37.188 | 36.194 | 32.417 | 30.074 | 32.726 | 39.65  | 40.11  | 41.136 | 39.461 | 34.791 | 26.515 | 21.217 | 31 / 37      |
| DOM            | 29.295 | 28.756 | 27.944 | 27.892 | 28.99  | 30.553 | 42.96  | 48.249 | 46.941 | 48.924 | 47.732 | 48.531 | 45.718 | 45.195 | 41.169 | 38.772 | 43.781 | 54.393 | 56.139 | 53.672 | 49.852 | 40.216 | 34.05  | 31.027 | 41 / 46      |
| NEW JERSEY HUB | 30.44  | 29.89  | 28.94  | 28.86  | 30.14  | 31.73  | 45.80  | 51.61  | 47.89  | 47.35  | 47.97  | 50.92  | 49.01  | 49.15  | 44.84  | 42.31  | 48.38  | 59.39  | 62.34  | 54.50  | 50.49  | 42.77  | 35.42  | 31.60  | 43 / 49      |
| DA Forecast    | 59.4   | 57.9   | 57.3   | 57.5   | 59.1   | 64.0   | 72.9   | 78.0   | 79.0   | 79.3   | 79.2   | 78.8   | 78.2   | 77.4   | 76.5   | 75.9   | 76.6   | 80.5   | 82.3   | 81.2   | 78.9   | 74.8   | 69.4   | 64.1   | 72 / 78      |



## Preliminary Real-Time Prices with Forecasted and Actual System Load

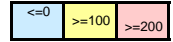
|                  | HE1    | HE2    | HE3    | HE4    | HE5    | HE6    | HE7    | HE8    | HE9    | HE10   | HE11   | HE12   | HE13   | HE14   | HE15   | HE16   | HE17   | HE18   | HE19   | HE20   | HE21   | HE22   | HE23   | HE24   | avg all/peak |
|------------------|--------|--------|--------|--------|--------|--------|--------|--------|--------|--------|--------|--------|--------|--------|--------|--------|--------|--------|--------|--------|--------|--------|--------|--------|--------------|
| WESTERN HUB      | 37.29  | 36.10  | 46.05  | 33.51  | 28.85  | 46.44  | 72.93  | 46.08  | 62.66  | 44.54  | 35.92  | 36.44  | 54.48  | 42.93  | 33.69  | 39.99  | 39.60  | 63.98  | 68.74  | 61.31  | 41.18  | 35.14  | 33.39  | 30.22  | 45 / 46      |
| BGE              | 39.966 | 38.459 | 51.036 | 35.452 | 29.509 | 47.93  | 75.276 | 47.562 | 64.681 | 45.973 | 37.173 | 37.914 | 56.559 | 44.478 | 35.055 | 40.467 | 41.871 | 68.464 | 71.922 | 64.12  | 42.984 | 36.626 | 34.741 | 31.262 | 47 / 48      |
| COMED            | 17.915 | 19.651 | 14.859 | 17.259 | 23.838 | 38.586 | 60.856 | 43.146 | 59.202 | 42.271 | 33.904 | 34.231 | 47.774 | 26.102 | 31.189 | 5.1081 | 20.628 | 56.174 | 65.329 | 58.308 | 39.297 | 33.025 | 28.324 | 20.231 | 35 / 39      |
| DOM              | 41.029 | 39.234 | 55.073 | 36.223 | 28.875 | 46.982 | 73.772 | 46.655 | 63.497 | 45.05  | 36.347 | 36.976 | 55.096 | 43.119 | 34.073 | 36.113 | 37.553 | 64.131 | 69.66  | 62.363 | 41.877 | 35.657 | 33.433 | 29.653 | 46 / 46      |
| NEW JERSEY HUB   | 38.53  | 37.30  | 46.36  | 34.45  | 29.83  | 47.64  | 74.49  | 47.24  | 64.36  | 46.10  | 37.41  | 38.22  | 57.00  | 44.95  | 35.37  | 44.90  | 43.14  | 67.39  | 71.89  | 64.34  | 43.26  | 36.73  | 35.46  | 32.60  | 47 / 49      |
| Percent Forecast | 1.18   | 1.09   | 1.25   | 1.36   | 1.43   | 1.30   | 0.03   | -0.68  | -0.28  | -0.76  | -1.02  | -1.22  | -1.28  | -0.85  | -0.86  | -0.77  | -0.62  | 0.28   | 1.27   | 1.58   | 1.99   | 2.60   | 4.01   | 5.18   |              |
| RTLoad           | 60.14  | 58.587 | 57.992 | 58.273 | 59.998 | 64.891 | 72.905 | 77.453 | 78.734 | 78.659 | 78.392 | 77.856 | 77.169 | 76.74  | 75.894 | 75.301 | 76.08  | 80.702 | 83.331 | 82.481 | 80.482 | 76.76  | 72.325 | 67.576 |              |



# PJM Daily Report

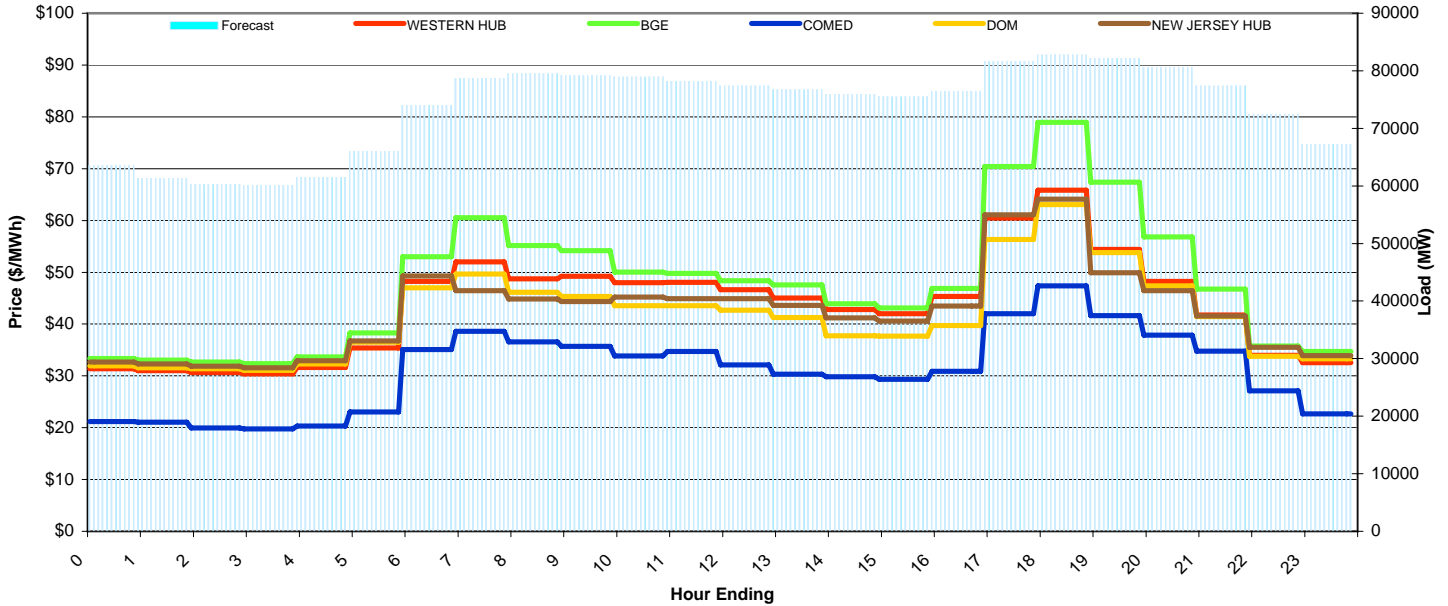
Tuesday November 03, 2009

Price Color Codes:



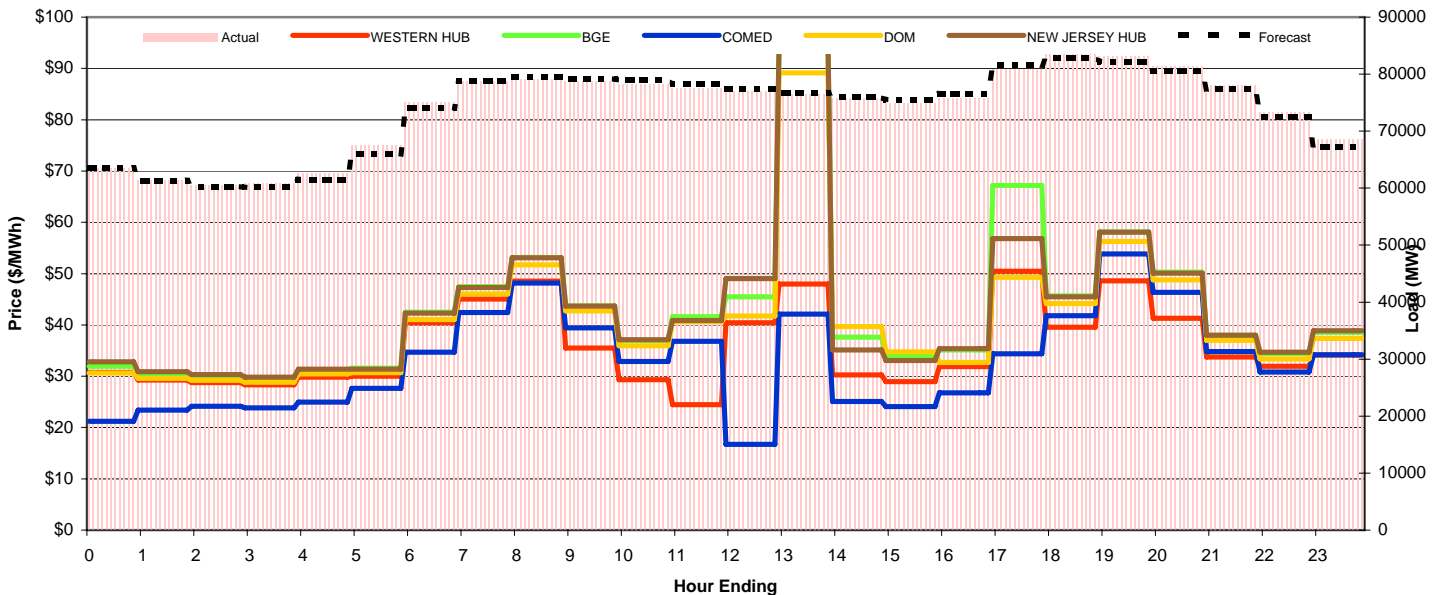
## Day-Ahead Prices and Forecast Load

|                | HE1    | HE2    | HE3    | HE4    | HE5    | HE6    | HE7    | HE8    | HE9    | HE10   | HE11   | HE12   | HE13   | HE14   | HE15   | HE16   | HE17   | HE18   | HE19   | HE20   | HE21   | HE22   | HE23   | HE24   | avg all/peak |
|----------------|--------|--------|--------|--------|--------|--------|--------|--------|--------|--------|--------|--------|--------|--------|--------|--------|--------|--------|--------|--------|--------|--------|--------|--------|--------------|
| WESTERN HUB    | 31.36  | 31.03  | 30.65  | 30.37  | 31.62  | 35.42  | 48.24  | 51.99  | 48.73  | 49.22  | 48.00  | 48.08  | 46.62  | 45.02  | 42.83  | 42.02  | 45.33  | 60.48  | 65.85  | 54.39  | 48.21  | 41.77  | 33.96  | 32.56  | 43 / 48      |
| BGE            | 33.377 | 33.02  | 32.682 | 32.39  | 33.681 | 38.32  | 53.022 | 60.56  | 55.134 | 54.15  | 50.056 | 49.795 | 48.356 | 47.565 | 43.927 | 43.102 | 46.907 | 70.397 | 78.963 | 67.37  | 56.809 | 46.738 | 35.786 | 34.722 | 48 / 53      |
| COMED          | 21.198 | 21.082 | 19.951 | 19.737 | 20.296 | 23.059 | 35.109 | 38.611 | 36.545 | 35.694 | 33.867 | 34.698 | 32.13  | 30.31  | 29.806 | 29.369 | 30.867 | 41.978 | 47.4   | 41.623 | 37.859 | 34.759 | 27.115 | 22.694 | 31 / 35      |
| DOM            | 31.941 | 31.59  | 31.359 | 31.086 | 32.28  | 36.535 | 47.001 | 49.684 | 46.126 | 45.353 | 43.527 | 43.525 | 42.659 | 41.252 | 37.733 | 37.671 | 39.696 | 56.341 | 63.052 | 53.777 | 47.4   | 41.433 | 33.788 | 33.272 | 42 / 45      |
| NEW JERSEY HUB | 32.66  | 32.32  | 31.89  | 31.59  | 32.89  | 36.76  | 49.30  | 46.46  | 44.82  | 44.33  | 45.19  | 44.91  | 44.88  | 43.61  | 41.20  | 40.56  | 43.49  | 61.10  | 64.11  | 49.92  | 46.43  | 41.58  | 35.54  | 33.90  | 42 / 46      |
| DA Forecast    | 63.5   | 61.3   | 60.3   | 60.2   | 61.5   | 66.0   | 74.1   | 78.7   | 79.5   | 79.2   | 78.9   | 78.2   | 77.4   | 76.7   | 75.9   | 75.5   | 76.5   | 81.6   | 82.8   | 82.2   | 80.5   | 77.4   | 72.5   | 67.3   | 74 / 78      |



## Preliminary Real-Time Prices with Forecasted and Actual System Load

|                  | HE1    | HE2    | HE3    | HE4    | HE5    | HE6    | HE7    | HE8    | HE9    | HE10   | HE11   | HE12   | HE13   | HE14   | HE15   | HE16   | HE17   | HE18   | HE19   | HE20   | HE21   | HE22   | HE23   | HE24   | avg all/peak |
|------------------|--------|--------|--------|--------|--------|--------|--------|--------|--------|--------|--------|--------|--------|--------|--------|--------|--------|--------|--------|--------|--------|--------|--------|--------|--------------|
| WESTERN HUB      | 30.77  | 29.29  | 28.75  | 28.31  | 29.81  | 29.99  | 40.39  | 45.07  | 48.53  | 35.51  | 29.34  | 24.44  | 40.41  | 47.98  | 30.26  | 28.97  | 31.90  | 50.48  | 39.52  | 48.63  | 41.30  | 33.75  | 31.93  | 34.10  | 36 / 38      |
| BGE              | 31.92  | 30.494 | 30.013 | 29.628 | 31.282 | 31.58  | 42.489 | 47.484 | 53.126 | 43.76  | 36.997 | 41.591 | 45.459 | 93.479 | 37.641 | 34.064 | 35.139 | 67.212 | 45.649 | 58.121 | 50.293 | 38.018 | 34.413 | 38.522 | 43 / 48      |
| COMED            | 21.213 | 23.422 | 24.166 | 23.813 | 24.978 | 27.617 | 34.66  | 42.443 | 48.16  | 39.428 | 32.855 | 36.824 | 16.727 | 42.111 | 25.071 | 24.1   | 26.79  | 34.401 | 41.768 | 53.85  | 46.337 | 34.781 | 30.816 | 34.173 | 33 / 36      |
| DOM              | 30.616 | 29.579 | 29.184 | 28.843 | 30.441 | 30.703 | 41.031 | 46.047 | 51.744 | 42.706 | 35.962 | 40.607 | 41.739 | 89.115 | 39.661 | 34.717 | 32.662 | 49.31  | 44.151 | 56.262 | 48.809 | 36.984 | 33.362 | 37.352 | 41 / 45      |
| NEW JERSEY HUB   | 32.84  | 30.90  | 30.30  | 29.79  | 31.37  | 31.41  | 42.30  | 47.27  | 53.06  | 43.66  | 37.09  | 40.87  | 49.05  | 94.60  | 35.11  | 33.03  | 35.35  | 56.81  | 45.48  | 58.05  | 50.08  | 38.01  | 34.71  | 38.86  | 43 / 47      |
| Percent Forecast | -0.06  | 0.12   | 0.33   | 1.04   | 1.77   | 2.14   | 1.27   | -0.03  | -0.50  | -0.59  | -0.89  | -0.88  | -0.59  | -0.28  | -0.30  | -0.73  | -0.92  | -0.91  | 0.94   | 0.96   | 0.98   | 0.93   | 1.06   | 1.80   |              |
| RTLoad           | 63.505 | 61.376 | 60.471 | 60.787 | 62.574 | 67.41  | 75.013 | 78.715 | 79.102 | 78.697 | 78.251 | 77.503 | 76.927 | 76.506 | 75.68  | 74.949 | 75.803 | 80.855 | 83.587 | 83.017 | 81.339 | 78.111 | 73.235 | 68.498 |              |



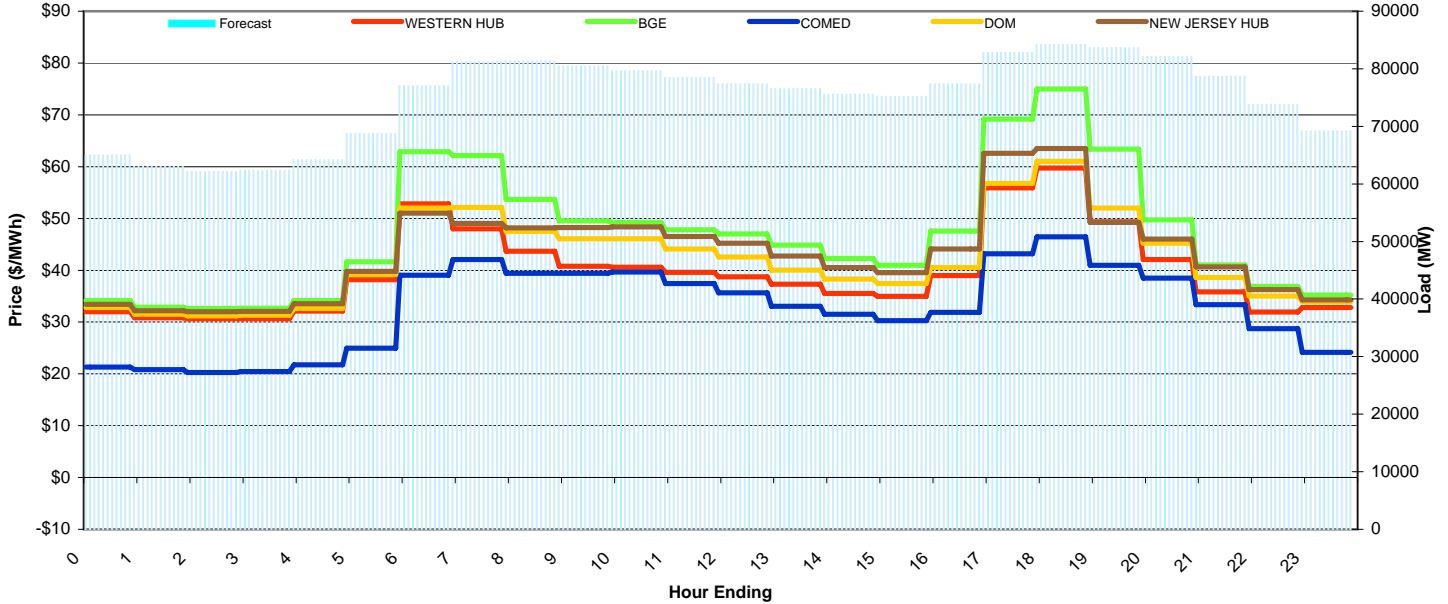
# PJM Daily Report

Wednesday November 04, 2009

Price Color Codes: <=0 >=100 >=200

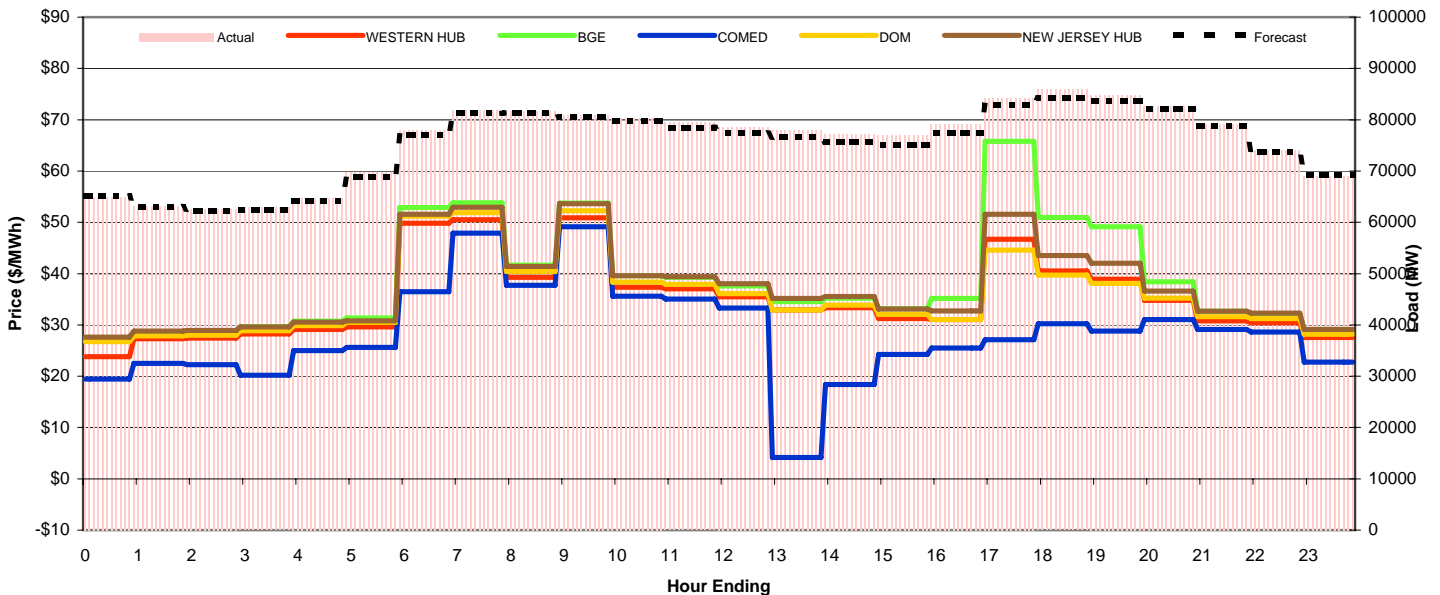
## Day-Ahead Prices and Forecast Load

|                | HE1    | HE2    | HE3    | HE4    | HE5    | HE6    | HE7    | HE8    | HE9    | HE10   | HE11   | HE12   | HE13   | HE14   | HE15   | HE16   | HE17   | HE18   | HE19   | HE20   | HE21   | HE22   | HE23   | HE24   | avg all/peak |
|----------------|--------|--------|--------|--------|--------|--------|--------|--------|--------|--------|--------|--------|--------|--------|--------|--------|--------|--------|--------|--------|--------|--------|--------|--------|--------------|
| WESTERN HUB    | 31.98  | 30.81  | 30.64  | 30.67  | 32.10  | 38.16  | 52.80  | 48.00  | 43.70  | 40.75  | 40.60  | 39.62  | 38.76  | 37.30  | 35.52  | 34.99  | 38.98  | 55.89  | 59.72  | 49.39  | 42.06  | 35.85  | 31.97  | 32.79  | 40 / 42      |
| BGE            | 34.138 | 32.851 | 32.62  | 32.683 | 34.162 | 41.646 | 62.9   | 62.117 | 53.71  | 49.569 | 49.24  | 47.825 | 46.988 | 44.824 | 42.225 | 40.962 | 47.573 | 69.169 | 75     | 63.39  | 49.704 | 40.995 | 36.865 | 35.227 | 47 / 51      |
| COMED          | 21.335 | 20.834 | 20.24  | 20.431 | 21.73  | 24.948 | 39.02  | 42.078 | 39.431 | 39.421 | 39.638 | 37.447 | 35.644 | 33.078 | 31.521 | 30.275 | 31.865 | 43.156 | 46.483 | 40.946 | 38.46  | 33.384 | 28.754 | 24.164 | 33 / 37      |
| DOM            | 32.78  | 31.518 | 31.211 | 31.313 | 32.621 | 39.148 | 51.997 | 52.12  | 47.493 | 46.071 | 46.098 | 44.09  | 42.587 | 40.023 | 38.314 | 37.438 | 40.501 | 56.769 | 61.035 | 52.043 | 45.244 | 38.587 | 35.046 | 33.941 | 42 / 45      |
| NEW JERSEY HUB | 33.40  | 32.17  | 32.03  | 32.05  | 33.57  | 39.77  | 51.03  | 49.07  | 48.19  | 48.25  | 48.35  | 46.53  | 45.20  | 42.75  | 40.54  | 39.55  | 44.10  | 62.57  | 63.51  | 49.24  | 46.01  | 40.63  | 36.23  | 34.26  | 43 / 47      |
| DA Forecast    | 65.0   | 63.0   | 62.2   | 62.4   | 64.2   | 68.8   | 77.1   | 81.2   | 81.4   | 80.5   | 79.7   | 78.5   | 77.4   | 76.6   | 75.6   | 75.2   | 77.4   | 82.8   | 84.2   | 83.7   | 82.1   | 78.7   | 73.8   | 69.2   | 75 / 79      |



## Preliminary Real-Time Prices with Forecasted and Actual System Load

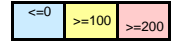
|                  | HE1    | HE2    | HE3    | HE4    | HE5    | HE6    | HE7    | HE8    | HE9    | HE10   | HE11   | HE12   | HE13   | HE14   | HE15   | HE16   | HE17   | HE18   | HE19   | HE20   | HE21   | HE22   | HE23   | HE24   | avg all/peak |
|------------------|--------|--------|--------|--------|--------|--------|--------|--------|--------|--------|--------|--------|--------|--------|--------|--------|--------|--------|--------|--------|--------|--------|--------|--------|--------------|
| WESTERN HUB      | 23.84  | 27.29  | 27.41  | 28.23  | 29.09  | 29.61  | 49.81  | 50.52  | 39.27  | 50.86  | 37.35  | 37.03  | 35.49  | 32.89  | 33.36  | 31.26  | 31.04  | 46.70  | 40.53  | 38.92  | 34.76  | 30.81  | 30.45  | 27.55  | 35 / 38      |
| BGE              | 27.578 | 28.676 | 28.797 | 29.683 | 30.72  | 31.367 | 52.893 | 53.8   | 41.648 | 53.764 | 39.618 | 39.266 | 37.589 | 34.531 | 35.237 | 33.161 | 35.168 | 65.792 | 50.932 | 49.157 | 38.435 | 32.668 | 32.263 | 29.103 | 39 / 42      |
| COMED            | 19.437 | 22.528 | 22.279 | 20.171 | 24.978 | 25.59  | 36.471 | 47.884 | 37.694 | 49.142 | 35.619 | 35.035 | 33.322 | 4.1602 | 18.395 | 24.274 | 25.492 | 27.138 | 30.246 | 28.806 | 31.036 | 29.098 | 28.597 | 22.782 | 28 / 30      |
| DOM              | 26.73  | 27.891 | 28.008 | 28.847 | 29.894 | 30.46  | 51.193 | 51.88  | 40.391 | 52.282 | 38.327 | 37.885 | 36.093 | 32.907 | 33.871 | 32.016 | 31.077 | 44.608 | 39.74  | 38.105 | 35.246 | 31.589 | 31.236 | 28.202 | 36 / 38      |
| NEW JERSEY HUB   | 27.62  | 28.80  | 28.91  | 29.61  | 30.54  | 30.81  | 51.56  | 52.97  | 41.38  | 53.62  | 39.60  | 39.38  | 38.06  | 35.19  | 35.57  | 33.13  | 32.74  | 51.54  | 43.54  | 42.04  | 36.62  | 32.69  | 32.30  | 29.11  | 37 / 40      |
| Percent Forecast | -0.21  | 0.30   | 0.66   | 0.86   | 0.78   | 1.62   | 1.24   | 0.92   | 0.41   | 0.52   | 0.87   | 1.28   | 1.55   | 1.86   | 2.18   | 2.36   | 2.16   | 1.70   | 1.96   | 1.38   | 0.75   | 0.55   | 0.44   | -0.16  |              |
| RTLoad           | 64.914 | 63.228 | 62.584 | 62.894 | 64.681 | 69.894 | 78.047 | 81.994 | 81.741 | 80.885 | 80.377 | 79.503 | 78.618 | 78.012 | 77.31  | 77.017 | 79.093 | 84.236 | 85.916 | 84.863 | 82.706 | 79.134 | 74.128 | 69.074 |              |



# PJM Daily Report

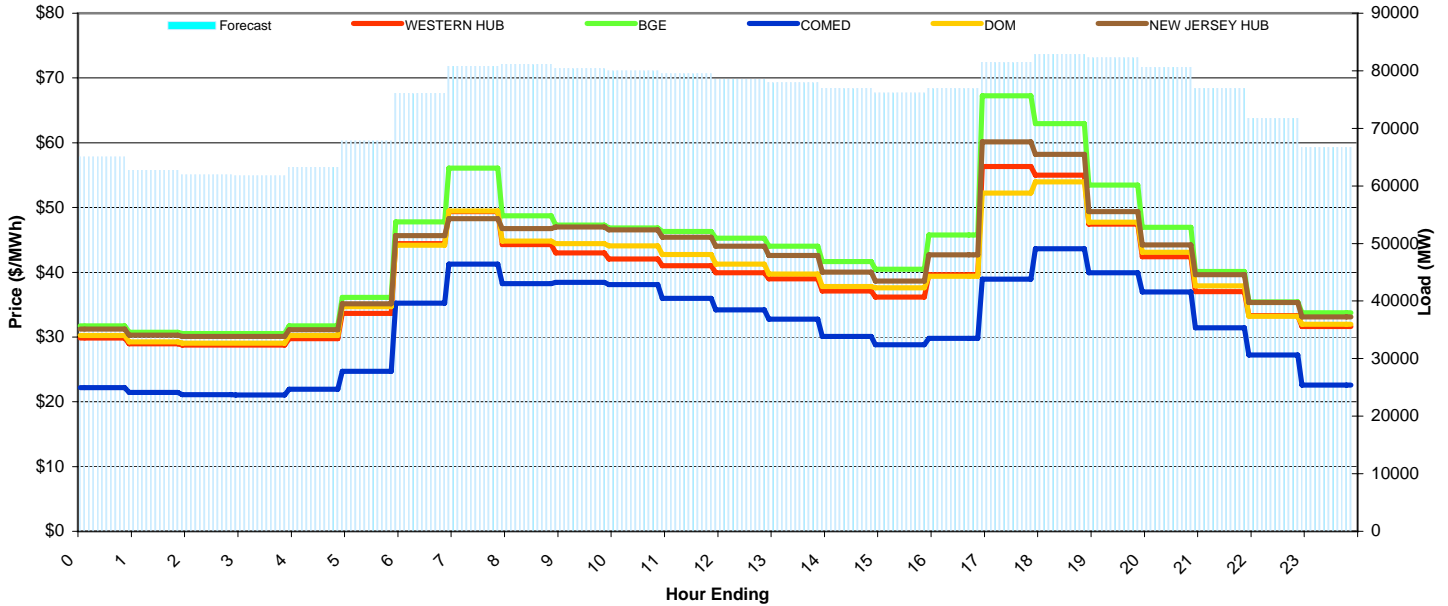
Thursday November 05, 2009

Price Color Codes:



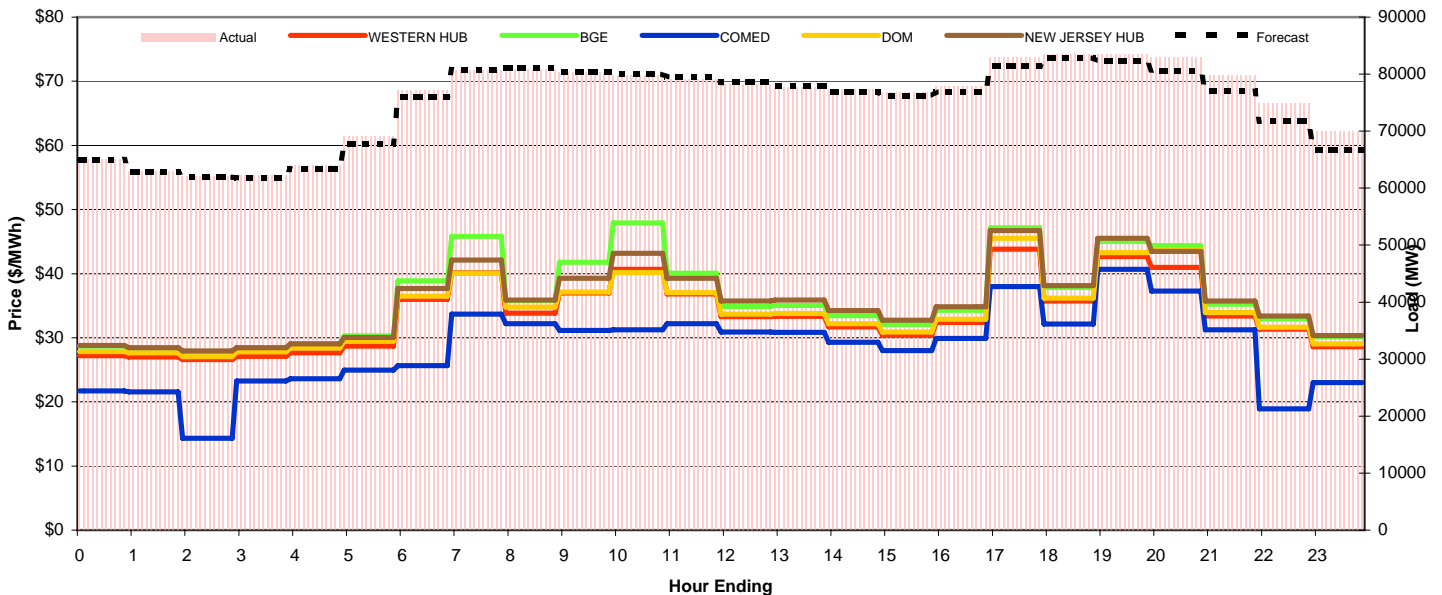
## Day-Ahead Prices and Forecast Load

|                | HE1    | HE2    | HE3    | HE4    | HE5    | HE6    | HE7    | HE8    | HE9    | HE10   | HE11   | HE12   | HE13   | HE14   | HE15   | HE16   | HE17   | HE18   | HE19   | HE20   | HE21   | HE22   | HE23   | HE24   | avg all/peak |
|----------------|--------|--------|--------|--------|--------|--------|--------|--------|--------|--------|--------|--------|--------|--------|--------|--------|--------|--------|--------|--------|--------|--------|--------|--------|--------------|
| WESTERN HUB    | 29.85  | 28.97  | 28.74  | 28.74  | 29.76  | 33.64  | 44.43  | 49.35  | 44.28  | 43.00  | 42.04  | 41.00  | 39.92  | 38.99  | 37.11  | 36.19  | 39.63  | 56.32  | 54.97  | 47.42  | 42.40  | 37.00  | 33.28  | 31.65  | 39 / 43      |
| BGE            | 31.747 | 30.745 | 30.526 | 30.529 | 31.701 | 36.124 | 47.791 | 56.078 | 48.703 | 47.272 | 46.864 | 46.311 | 45.283 | 44.041 | 41.633 | 40.449 | 45.768 | 67.239 | 62.965 | 53.477 | 46.942 | 40.13  | 35.439 | 33.737 | 43 / 48      |
| COMED          | 22.201 | 21.457 | 21.11  | 21.07  | 21.935 | 24.704 | 35.243 | 41.27  | 38.248 | 38.443 | 38.114 | 35.949 | 34.19  | 32.737 | 30.08  | 28.8   | 29.786 | 38.961 | 43.62  | 39.919 | 36.954 | 31.419 | 27.211 | 22.582 | 32 / 35      |
| DOM            | 30.23  | 29.242 | 29.064 | 29.067 | 30.241 | 34.679 | 44.173 | 49.465 | 44.81  | 44.415 | 44.053 | 42.718 | 41.272 | 39.749 | 37.807 | 37.605 | 39.363 | 52.252 | 53.983 | 47.728 | 43.081 | 37.913 | 33.215 | 31.946 | 40 / 43      |
| NEW JERSEY HUB | 31.24  | 30.31  | 30.07  | 30.07  | 31.13  | 35.13  | 45.67  | 48.28  | 46.77  | 46.99  | 46.53  | 45.39  | 44.03  | 42.59  | 40.05  | 38.65  | 42.72  | 60.15  | 58.22  | 49.38  | 44.21  | 39.61  | 35.32  | 33.12  | 41 / 46      |
| DA Forecast    | 65.0   | 62.8   | 61.9   | 61.8   | 63.3   | 67.8   | 76.0   | 80.8   | 81.1   | 80.4   | 80.0   | 79.5   | 78.6   | 77.9   | 76.9   | 76.2   | 76.9   | 81.4   | 82.9   | 82.3   | 80.6   | 77.0   | 71.7   | 66.7   | 75 / 79      |



## Preliminary Real-Time Prices with Forecasted and Actual System Load

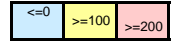
|                  | HE1    | HE2    | HE3    | HE4    | HE5    | HE6    | HE7    | HE8    | HE9    | HE10   | HE11   | HE12   | HE13   | HE14   | HE15   | HE16   | HE17   | HE18   | HE19   | HE20   | HE21   | HE22   | HE23   | HE24   | avg all/peak |
|------------------|--------|--------|--------|--------|--------|--------|--------|--------|--------|--------|--------|--------|--------|--------|--------|--------|--------|--------|--------|--------|--------|--------|--------|--------|--------------|
| WESTERN HUB      | 27.22  | 27.02  | 26.58  | 27.11  | 27.64  | 28.70  | 35.96  | 40.14  | 33.85  | 36.96  | 40.69  | 36.81  | 33.28  | 33.34  | 31.68  | 30.38  | 32.38  | 43.81  | 35.73  | 42.68  | 40.99  | 33.37  | 31.34  | 28.59  | 34 / 36      |
| BGE              | 28.676 | 28.386 | 27.787 | 28.457 | 29.1   | 30.291 | 38.87  | 45.805 | 35.788 | 41.759 | 47.902 | 40.06  | 34.878 | 35.043 | 33.432 | 32.109 | 34.293 | 47.142 | 37.809 | 45.027 | 44.364 | 35.247 | 32.939 | 30.12  | 36 / 39      |
| COMED            | 21.693 | 21.556 | 14.346 | 23.261 | 23.612 | 24.959 | 25.638 | 33.671 | 32.196 | 31.119 | 31.262 | 32.207 | 30.904 | 30.862 | 29.272 | 28     | 29.911 | 37.995 | 32.123 | 40.67  | 37.286 | 31.22  | 18.919 | 23.009 | 29 / 32      |
| DOM              | 27.855 | 27.662 | 27.026 | 27.788 | 28.413 | 29.507 | 36.49  | 40.095 | 34.761 | 37.136 | 40.191 | 37.042 | 33.695 | 33.792 | 32.211 | 30.873 | 32.901 | 45.533 | 36.16  | 43.286 | 43.699 | 33.944 | 31.638 | 29.051 | 34 / 37      |
| NEW JERSEY HUB   | 28.79  | 28.43  | 27.93  | 28.45  | 29.05  | 30.05  | 37.67  | 42.11  | 35.88  | 39.29  | 43.16  | 39.27  | 35.73  | 35.87  | 34.21  | 32.76  | 34.85  | 46.71  | 38.15  | 45.52  | 43.46  | 35.74  | 33.39  | 30.34  | 36 / 39      |
| Percent Forecast | 0.04   | 0.35   | 0.17   | 0.67   | 1.09   | 1.75   | 1.45   | -0.20  | -0.42  | -0.17  | -0.27  | -0.57  | -0.34  | -0.35  | 0.50   | 0.77   | 1.20   | 1.76   | 2.87   | 2.96   | 2.66   | 3.56   | 4.22   | 4.60   |              |
| RTLoad           | 65.068 | 63.002 | 62.021 | 62.204 | 63.949 | 69.006 | 77.152 | 80.626 | 80.793 | 80.272 | 79.786 | 79.043 | 78.294 | 77.654 | 77.306 | 76.765 | 77.875 | 82.883 | 85.321 | 84.775 | 82.847 | 79.815 | 74.901 | 69.906 |              |



# PJM Daily Report

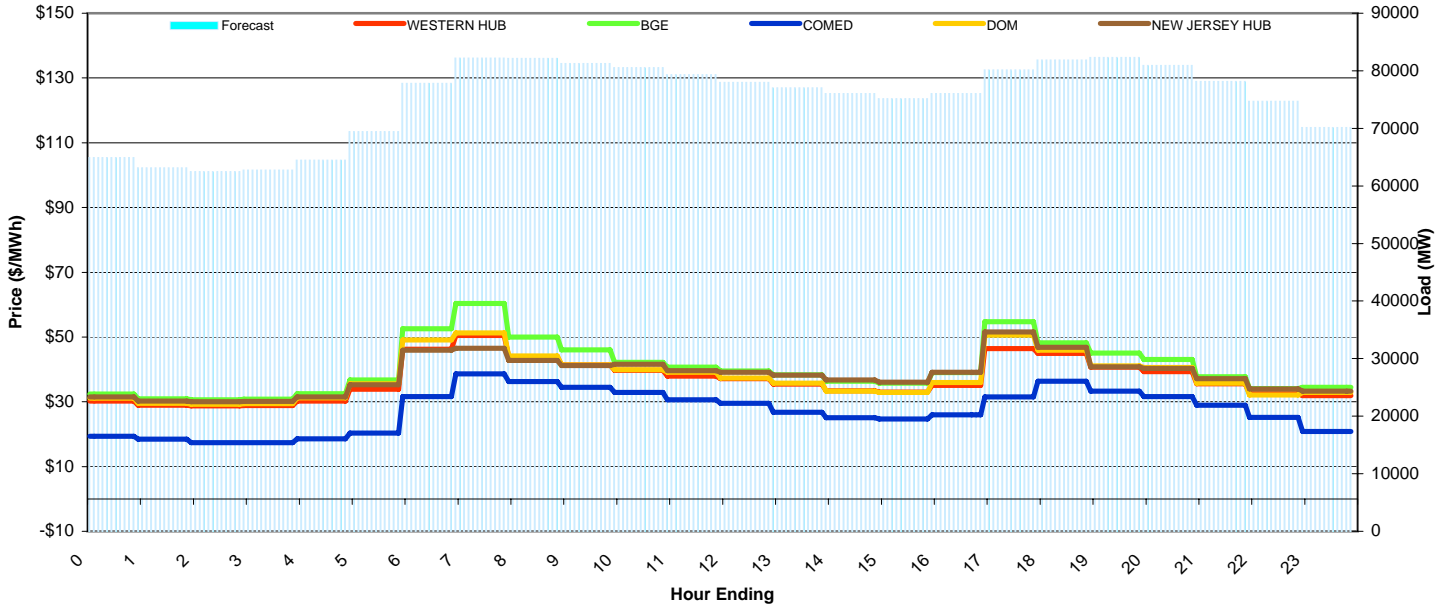
Friday November 06, 2009

Price Color Codes:



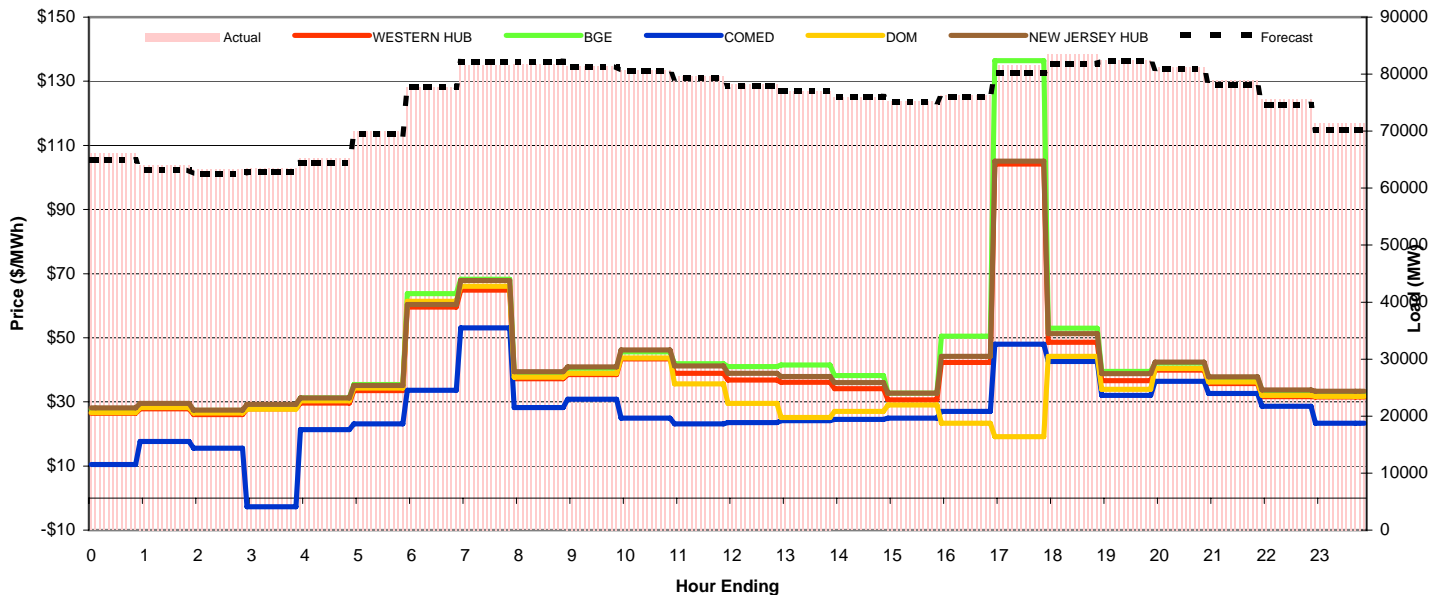
## Day-Ahead Prices and Forecast Load

|                | HE1    | HE2    | HE3    | HE4    | HE5    | HE6    | HE7    | HE8    | HE9    | HE10   | HE11   | HE12   | HE13   | HE14   | HE15   | HE16   | HE17   | HE18   | HE19   | HE20   | HE21   | HE22   | HE23   | HE24   | avg all/peak |
|----------------|--------|--------|--------|--------|--------|--------|--------|--------|--------|--------|--------|--------|--------|--------|--------|--------|--------|--------|--------|--------|--------|--------|--------|--------|--------------|
| WESTERN HUB    | 30.21  | 28.96  | 28.75  | 28.84  | 30.25  | 33.87  | 46.19  | 50.50  | 43.98  | 41.41  | 39.73  | 37.97  | 37.15  | 35.47  | 33.43  | 32.94  | 35.10  | 46.48  | 44.95  | 40.65  | 39.32  | 35.51  | 32.48  | 31.91  | 37 / 39      |
| BGE            | 32.399 | 30.883 | 30.663 | 30.79  | 32.464 | 36.719 | 52.556 | 60.373 | 50.02  | 46.007 | 42.193 | 40.743 | 39.498 | 38.304 | 36.368 | 35.779 | 39.03  | 54.732 | 48.236 | 45.081 | 43.11  | 37.766 | 34.102 | 34.483 | 41 / 43      |
| COMED          | 19.347 | 18.476 | 17.33  | 17.423 | 18.583 | 20.344 | 31.629 | 38.67  | 36.275 | 34.423 | 32.846 | 30.614 | 29.489 | 26.793 | 25.056 | 24.668 | 25.973 | 31.541 | 36.35  | 33.326 | 31.651 | 28.936 | 25.203 | 20.881 | 27 / 31      |
| DOM            | 31.09  | 29.484 | 29.271 | 29.43  | 31.175 | 35.579 | 49.079 | 51.296 | 44.158 | 41.343 | 39.903 | 39.074 | 37.31  | 35.731 | 33.329 | 32.87  | 35.953 | 50.551 | 45.9   | 41.12  | 40.605 | 35.722 | 32.052 | 32.89  | 38 / 40      |
| NEW JERSEY HUB | 31.53  | 30.24  | 30.03  | 30.11  | 31.56  | 35.27  | 45.98  | 46.52  | 42.76  | 41.20  | 41.56  | 39.66  | 39.11  | 38.22  | 36.77  | 36.04  | 39.13  | 51.59  | 46.84  | 40.83  | 40.26  | 37.12  | 34.02  | 33.24  | 38 / 41      |
| DA Forecast    | 64.9   | 63.2   | 62.5   | 62.7   | 64.5   | 69.4   | 77.8   | 82.2   | 82.2   | 81.3   | 80.6   | 79.3   | 78.0   | 77.0   | 76.0   | 75.2   | 76.1   | 80.2   | 81.9   | 82.3   | 80.9   | 78.2   | 74.7   | 70.2   | 75 / 79      |



## Preliminary Real-Time Prices with Forecasted and Actual System Load

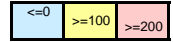
|                  | HE1    | HE2    | HE3    | HE4    | HE5    | HE6    | HE7    | HE8    | HE9    | HE10   | HE11   | HE12   | HE13   | HE14   | HE15   | HE16   | HE17   | HE18   | HE19   | HE20   | HE21   | HE22   | HE23   | HE24   | avg all/peak |
|------------------|--------|--------|--------|--------|--------|--------|--------|--------|--------|--------|--------|--------|--------|--------|--------|--------|--------|--------|--------|--------|--------|--------|--------|--------|--------------|
| WESTERN HUB      | 26.43  | 27.82  | 26.05  | 27.85  | 29.62  | 33.54  | 59.55  | 64.83  | 37.23  | 38.50  | 43.42  | 38.90  | 36.82  | 36.16  | 34.12  | 30.59  | 42.31  | 104.23 | 48.63  | 36.62  | 39.93  | 35.72  | 31.66  | 31.50  | 40 / 44      |
| BGE              | 27.691 | 29.193 | 27.331 | 28.91  | 31.235 | 35.386 | 63.78  | 68.298 | 39.141 | 40.537 | 45.638 | 41.94  | 40.957 | 41.528 | 38.226 | 32.754 | 50.516 | 136.47 | 52.96  | 39.463 | 42.053 | 37.629 | 33.383 | 33.133 | 44 / 49      |
| COMED            | 10.476 | 17.642 | 15.526 | -2.75  | 21.387 | 23.172 | 33.589 | 53.045 | 28.219 | 30.815 | 24.976 | 23.179 | 23.538 | 24.134 | 24.505 | 24.92  | 26.998 | 47.989 | 42.594 | 31.997 | 36.458 | 32.645 | 28.585 | 23.321 | 27 / 32      |
| DOM              | 26.635 | 28.194 | 26.515 | 27.733 | 30.287 | 34.348 | 61.334 | 66.082 | 37.667 | 38.9   | 43.677 | 35.589 | 29.502 | 25.087 | 26.998 | 29.066 | 23.38  | 19.19  | 44.216 | 33.899 | 40.411 | 36.214 | 32.012 | 31.683 | 35 / 35      |
| NEW JERSEY HUB   | 28.09  | 29.49  | 27.44  | 29.22  | 31.22  | 35.13  | 60.33  | 67.90  | 39.43  | 40.93  | 46.20  | 41.25  | 38.93  | 37.91  | 35.99  | 32.67  | 44.21  | 105.09 | 51.30  | 38.81  | 42.43  | 37.86  | 33.69  | 33.36  | 42 / 46      |
| Percent Forecast | 1.77   | 1.45   | 1.48   | 1.29   | 1.21   | 0.86   | -0.02  | -0.70  | -0.57  | 0.18   | 0.13   | 0.33   | 0.28   | -0.04  | -0.15  | 0.09   | 0.39   | 1.81   | 2.08   | 0.24   | 0.38   | 1.08   | 1.21   | 1.83   |              |
| RTLoad           | 66.092 | 64.091 | 63.414 | 63.566 | 65.252 | 70.03  | 77.812 | 81.625 | 81.712 | 81.445 | 80.673 | 79.609 | 78.208 | 77.006 | 75.92  | 75.23  | 76.366 | 81.647 | 83.622 | 82.504 | 81.24  | 79.005 | 75.604 | 71.466 |              |



# PJM Daily Report

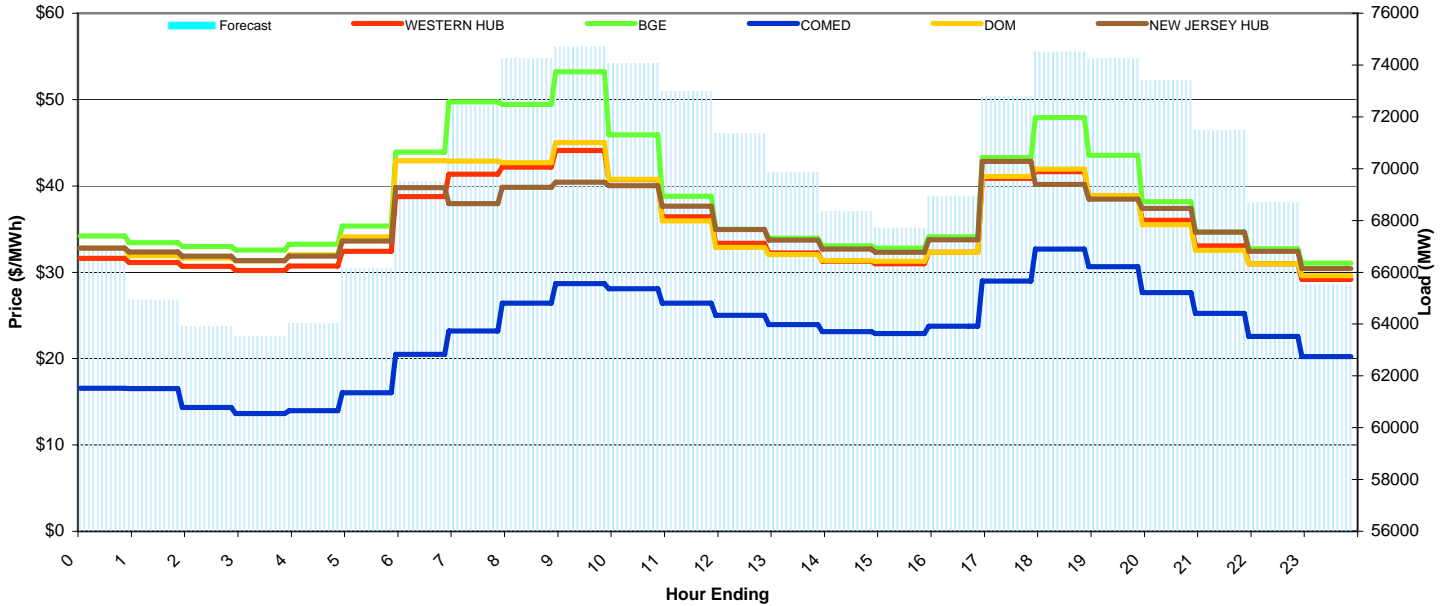
Saturday November 07, 2009

Price Color Codes:



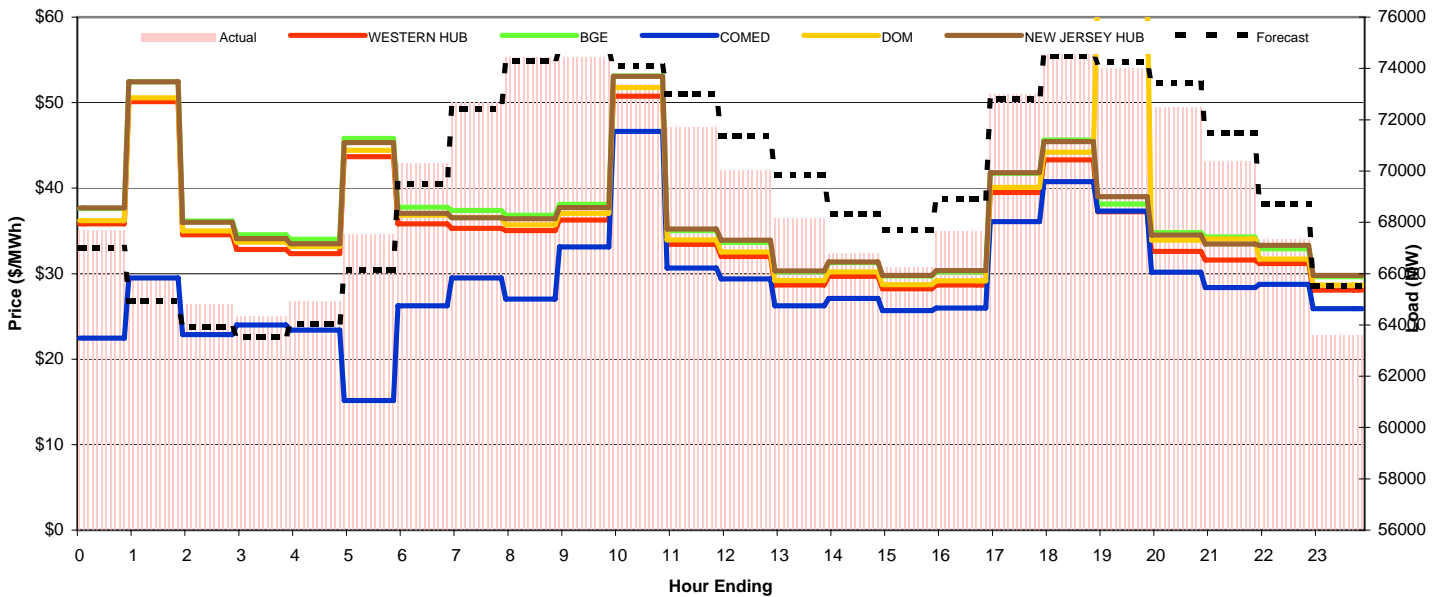
## Day-Ahead Prices and Forecast Load

|                | HE1    | HE2    | HE3    | HE4    | HE5    | HE6    | HE7    | HE8    | HE9    | HE10   | HE11   | HE12   | HE13   | HE14   | HE15   | HE16   | HE17   | HE18   | HE19   | HE20   | HE21   | HE22   | HE23   | HE24   | avg all/peak |
|----------------|--------|--------|--------|--------|--------|--------|--------|--------|--------|--------|--------|--------|--------|--------|--------|--------|--------|--------|--------|--------|--------|--------|--------|--------|--------------|
| WESTERN HUB    | 31.62  | 31.13  | 30.69  | 30.21  | 30.73  | 32.44  | 38.76  | 41.37  | 42.17  | 44.12  | 40.73  | 36.43  | 33.36  | 32.25  | 31.30  | 30.97  | 32.31  | 40.88  | 41.66  | 38.88  | 36.00  | 33.06  | 30.99  | 29.18  | 35 / 37      |
| BGE            | 34.206 | 33.41  | 32.97  | 32.56  | 33.246 | 35.36  | 43.913 | 49.749 | 49.429 | 53.21  | 45.916 | 38.809 | 35.001 | 33.958 | 33.055 | 32.805 | 34.099 | 43.295 | 47.917 | 43.539 | 38.182 | 34.669 | 32.715 | 31.07  | 38 / 40      |
| COMED          | 16.553 | 16.533 | 14.346 | 13.63  | 13.986 | 16.042 | 20.494 | 23.203 | 26.423 | 28.694 | 28.11  | 26.42  | 25.006 | 23.935 | 23.113 | 22.893 | 23.768 | 28.976 | 32.704 | 30.645 | 27.66  | 25.247 | 22.579 | 20.249 | 23 / 26      |
| DOM            | 32.805 | 31.919 | 31.648 | 31.331 | 32.034 | 34.105 | 42.921 | 42.873 | 42.695 | 45.013 | 40.754 | 35.96  | 32.866 | 32.066 | 31.365 | 31.27  | 32.309 | 41.106 | 41.944 | 38.883 | 35.521 | 32.526 | 30.967 | 29.605 | 36 / 37      |
| NEW JERSEY HUB | 32.81  | 32.36  | 31.87  | 31.36  | 31.86  | 33.63  | 39.79  | 37.95  | 39.83  | 40.45  | 40.01  | 37.66  | 34.95  | 33.74  | 32.70  | 32.32  | 33.78  | 42.82  | 40.18  | 38.48  | 37.39  | 34.64  | 32.44  | 30.44  | 36 / 37      |
| DA Forecast    | 67.0   | 64.9   | 63.9   | 63.5   | 64.0   | 66.1   | 69.5   | 72.4   | 74.3   | 74.7   | 74.1   | 73.0   | 71.4   | 69.9   | 68.3   | 67.7   | 68.9   | 72.8   | 74.5   | 74.3   | 73.4   | 71.5   | 68.7   | 65.5   | 70 / 72      |



## Preliminary Real-Time Prices with Forecasted and Actual System Load

|                  | HE1    | HE2    | HE3    | HE4    | HE5    | HE6    | HE7    | HE8    | HE9    | HE10   | HE11   | HE12   | HE13   | HE14   | HE15   | HE16   | HE17   | HE18   | HE19   | HE20   | HE21   | HE22   | HE23   | HE24   | avg all/peak |
|------------------|--------|--------|--------|--------|--------|--------|--------|--------|--------|--------|--------|--------|--------|--------|--------|--------|--------|--------|--------|--------|--------|--------|--------|--------|--------------|
| WESTERN HUB      | 35.83  | 50.11  | 34.55  | 32.82  | 32.33  | 43.66  | 35.82  | 35.31  | 35.02  | 36.28  | 50.76  | 33.41  | 32.00  | 28.68  | 29.67  | 28.21  | 28.68  | 39.49  | 43.29  | 37.24  | 32.61  | 31.58  | 31.16  | 28.08  | 35 / 35      |
| BGE              | 37.601 | 52.438 | 36.156 | 34.53  | 34.034 | 45.805 | 37.751 | 37.374 | 36.818 | 38.101 | 53.119 | 35.032 | 33.634 | 30.194 | 31.283 | 29.727 | 30.196 | 41.738 | 45.631 | 38.135 | 34.805 | 34.286 | 32.9   | 29.642 | 37 / 36      |
| COMED            | 22.455 | 29.485 | 22.867 | 23.976 | 23.387 | 15.177 | 26.241 | 29.488 | 27.016 | 33.112 | 46.651 | 30.667 | 29.37  | 26.239 | 27.096 | 25.661 | 25.991 | 36.084 | 40.768 | 37.304 | 30.152 | 28.371 | 28.754 | 25.886 | 29 / 31      |
| DOM              | 36.195 | 50.585 | 34.995 | 33.67  | 33.164 | 44.44  | 36.82  | 36.586 | 35.71  | 37.071 | 51.757 | 33.963 | 32.544 | 29.182 | 30.21  | 28.702 | 29.149 | 40.105 | 44.214 | 62.891 | 33.906 | 34.054 | 31.691 | 28.689 | 37 / 37      |
| NEW JERSEY HUB   | 37.69  | 52.44  | 36.00  | 34.10  | 33.51  | 45.34  | 37.05  | 36.54  | 36.41  | 37.75  | 53.06  | 35.23  | 33.91  | 30.33  | 31.37  | 29.79  | 30.34  | 41.80  | 45.45  | 38.99  | 34.53  | 33.48  | 33.32  | 29.78  | 37 / 36      |
| Percent Forecast | 1.01   | 1.19   | 1.37   | 1.23   | 1.38   | 2.05   | 1.13   | 0.32   | 0.22   | -0.37  | -0.95  | -1.78  | -1.89  | -2.52  | -2.31  | -2.22  | -1.88  | 0.30   | 0.74   | -0.33  | -1.28  | -1.56  | -2.02  | -3.00  |              |
| RTLoad           | 67.7   | 65.715 | 64.806 | 64.316 | 64.911 | 67.529 | 70.31  | 72.667 | 74.436 | 74.429 | 73.375 | 71.712 | 70.037 | 68.138 | 66.79  | 66.244 | 67.643 | 73.009 | 75.064 | 74.019 | 72.489 | 70.377 | 67.342 | 63.607 |              |



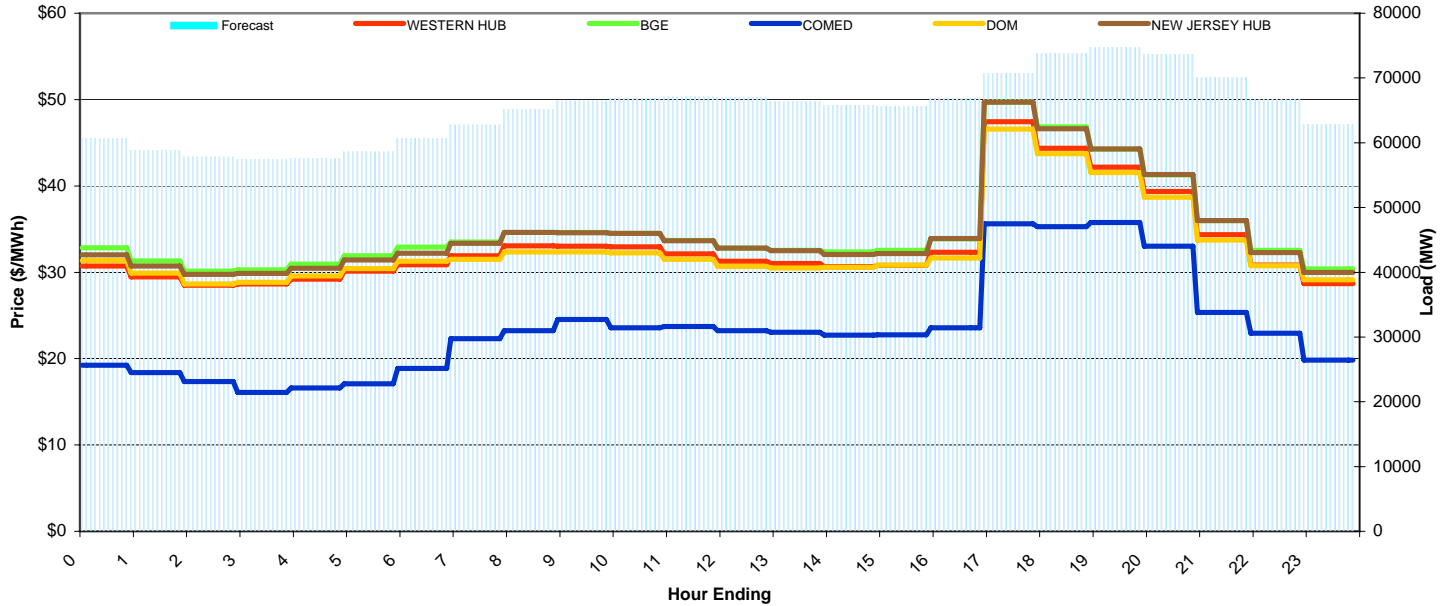
# PJM Daily Report

Sunday November 08, 2009

Price Color Codes: ≤0 ≥100 ≥200

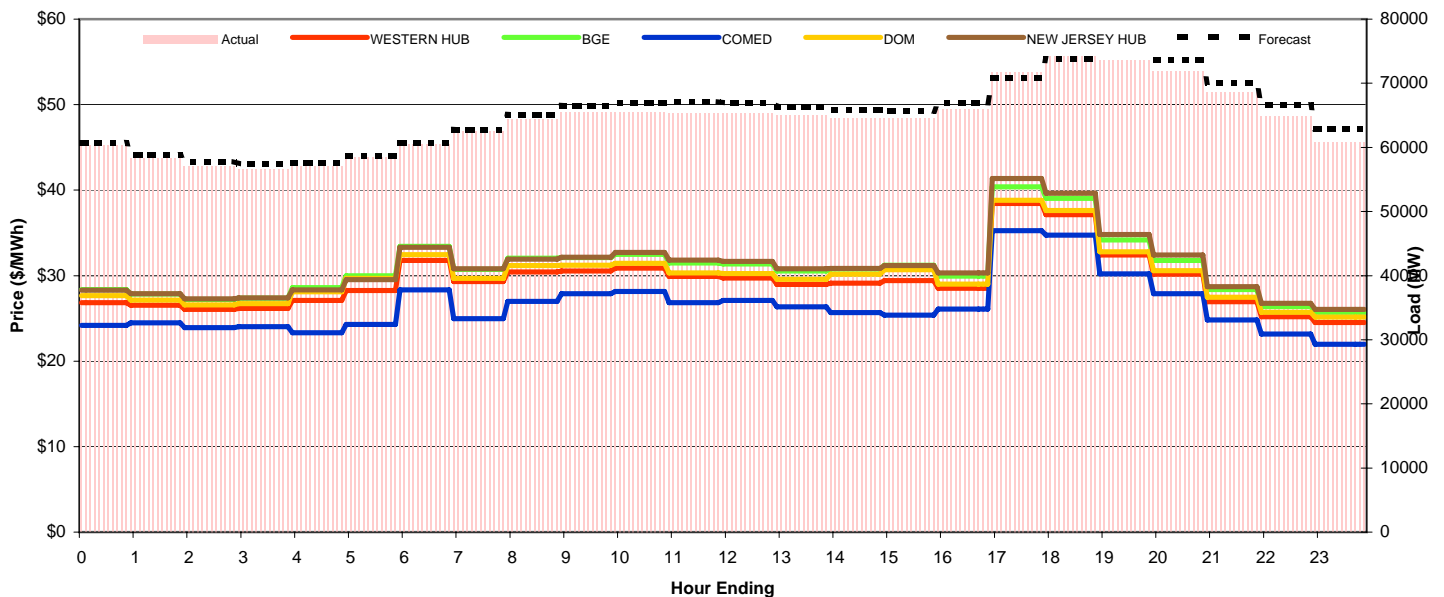
## Day-Ahead Prices and Forecast Load

|                | HE1    | HE2    | HE3    | HE4    | HE5    | HE6    | HE7    | HE8    | HE9    | HE10   | HE11   | HE12   | HE13   | HE14   | HE15   | HE16   | HE17   | HE18   | HE19   | HE20   | HE21   | HE22   | HE23   | HE24   | avg all/peak |
|----------------|--------|--------|--------|--------|--------|--------|--------|--------|--------|--------|--------|--------|--------|--------|--------|--------|--------|--------|--------|--------|--------|--------|--------|--------|--------------|
| WESTERN HUB    | 30.71  | 29.48  | 28.51  | 28.63  | 29.20  | 30.14  | 30.88  | 31.90  | 33.04  | 33.02  | 32.93  | 32.13  | 31.29  | 31.02  | 30.66  | 30.80  | 32.31  | 47.42  | 44.35  | 42.17  | 39.36  | 34.35  | 30.85  | 28.69  | 33 / 35      |
| BGE            | 32.835 | 31.307 | 30.112 | 30.274 | 30.947 | 31.926 | 32.91  | 33.518 | 34.619 | 34.609 | 34.507 | 33.674 | 32.801 | 32.529 | 32.343 | 32.538 | 33.862 | 49.713 | 46.837 | 44.242 | 41.293 | 36     | 32.542 | 30.398 | 35 / 37      |
| COMED          | 19.219 | 18.38  | 17.339 | 16.072 | 16.62  | 17.096 | 18.874 | 22.304 | 23.244 | 24.546 | 23.577 | 23.731 | 23.252 | 23.048 | 22.706 | 22.746 | 23.576 | 35.625 | 35.271 | 35.775 | 33.005 | 25.34  | 22.928 | 19.824 | 24 / 26      |
| DOM            | 31.339 | 29.916 | 28.63  | 28.842 | 29.578 | 30.443 | 31.281 | 31.498 | 32.35  | 32.344 | 32.249 | 31.497 | 30.697 | 30.491 | 30.582 | 30.838 | 31.664 | 46.584 | 43.717 | 41.534 | 38.701 | 33.721 | 30.751 | 29.134 | 33 / 34      |
| NEW JERSEY HUB | 32.00  | 30.73  | 29.77  | 29.88  | 30.45  | 31.43  | 32.19  | 33.36  | 34.61  | 34.59  | 34.50  | 33.66  | 32.79  | 32.49  | 32.05  | 32.18  | 33.90  | 49.69  | 46.64  | 44.27  | 41.31  | 35.99  | 32.28  | 29.97  | 35 / 37      |
| DA Forecast    | 60.7   | 58.8   | 57.8   | 57.4   | 57.5   | 58.6   | 60.7   | 62.8   | 65.1   | 66.5   | 66.9   | 67.1   | 67.0   | 66.4   | 65.8   | 65.7   | 66.9   | 70.8   | 73.8   | 74.7   | 73.6   | 70.1   | 66.6   | 62.8   | 65 / 68      |



## Preliminary Real-Time Prices with Forecasted and Actual System Load

|                  | HE1    | HE2    | HE3    | HE4    | HE5    | HE6    | HE7    | HE8    | HE9    | HE10   | HE11   | HE12   | HE13   | HE14   | HE15   | HE16   | HE17   | HE18   | HE19   | HE20   | HE21   | HE22   | HE23   | HE24   | avg all/peak |
|------------------|--------|--------|--------|--------|--------|--------|--------|--------|--------|--------|--------|--------|--------|--------|--------|--------|--------|--------|--------|--------|--------|--------|--------|--------|--------------|
| WESTERN HUB      | 26.82  | 26.53  | 26.05  | 26.15  | 27.11  | 28.26  | 31.76  | 29.31  | 30.43  | 30.53  | 30.88  | 29.91  | 29.73  | 28.99  | 29.14  | 29.44  | 28.50  | 38.43  | 37.14  | 32.42  | 30.17  | 26.95  | 25.20  | 24.53  | 29 / 30      |
| BGE              | 28.356 | 27.84  | 27.229 | 27.367 | 28.594 | 29.99  | 33.441 | 30.741 | 32.024 | 32.111 | 32.5   | 31.482 | 31.363 | 30.528 | 30.78  | 31.201 | 29.944 | 40.399 | 39.053 | 34.165 | 31.779 | 28.364 | 26.387 | 25.702 | 31 / 32      |
| COMED            | 24.182 | 24.46  | 23.923 | 24.013 | 23.327 | 24.304 | 28.347 | 24.961 | 26.979 | 27.871 | 28.147 | 26.819 | 27.089 | 26.368 | 25.681 | 25.384 | 26.094 | 35.252 | 34.726 | 30.216 | 27.874 | 24.829 | 23.179 | 21.959 | 26 / 28      |
| DOM              | 27.65  | 27.139 | 26.567 | 26.708 | 28.094 | 29.682 | 32.439 | 29.673 | 31.196 | 31.234 | 31.443 | 30.311 | 30.25  | 29.567 | 30.152 | 30.686 | 29.02  | 38.832 | 37.611 | 32.772 | 30.57  | 27.462 | 25.711 | 25.162 | 30 / 31      |
| NEW JERSEY HUB   | 28.29  | 27.88  | 27.29  | 27.39  | 28.34  | 29.53  | 33.30  | 30.79  | 31.92  | 32.13  | 32.72  | 31.81  | 31.67  | 30.82  | 30.82  | 31.17  | 30.30  | 41.36  | 39.63  | 34.83  | 32.42  | 28.72  | 26.77  | 26.04  | 31 / 32      |
| Percent Forecast | -0.70  | -0.93  | -1.24  | -1.36  | -0.87  | -0.27  | -0.40  | -0.52  | -1.13  | -1.64  | -2.09  | -2.74  | -2.62  | -2.10  | -1.94  | -1.81  | -1.46  | 1.38   | 0.76   | -1.57  | -2.43  | -2.17  | -2.71  | -3.38  |              |
| RTLoad           | 60.309 | 58.247 | 57.105 | 56.648 | 57.046 | 58.453 | 60.486 | 62.448 | 64.4   | 65.403 | 65.522 | 65.316 | 65.258 | 65.008 | 64.548 | 64.512 | 65.933 | 71.765 | 74.411 | 73.55  | 71.859 | 68.632 | 64.89  | 60.763 |              |





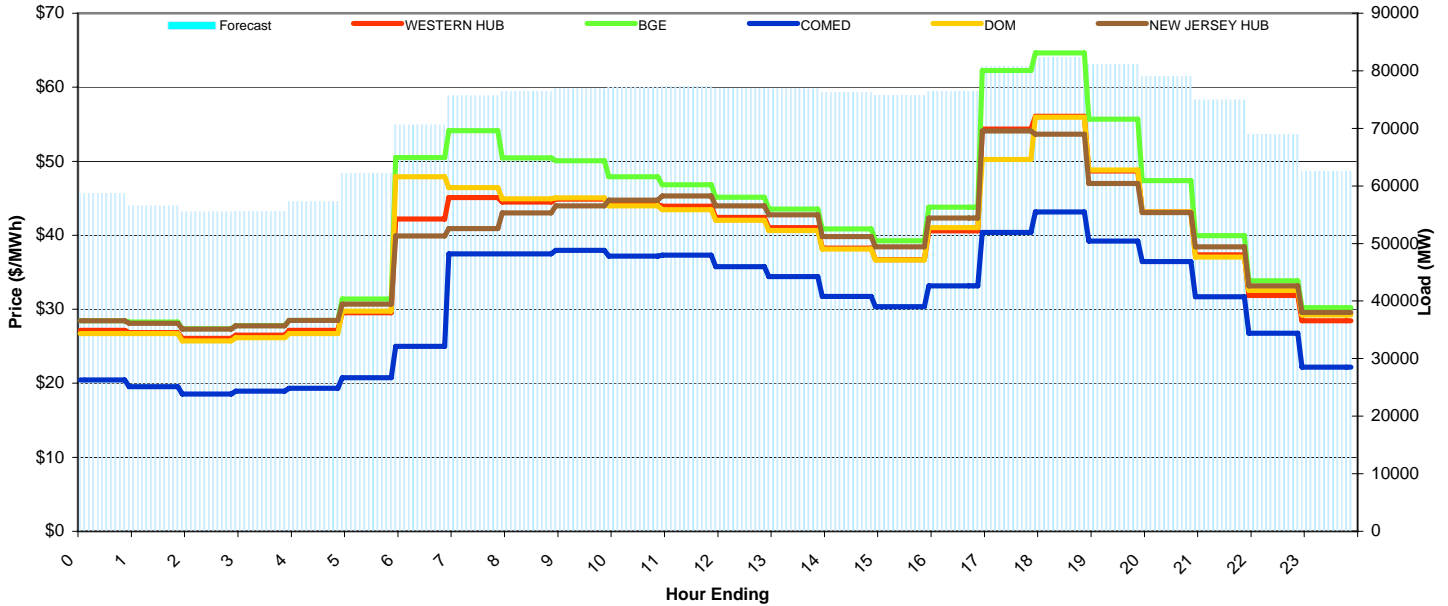
# PJM Daily Report

Monday November 09, 2009

Price Color Codes: ≤0 ≥100 ≥200

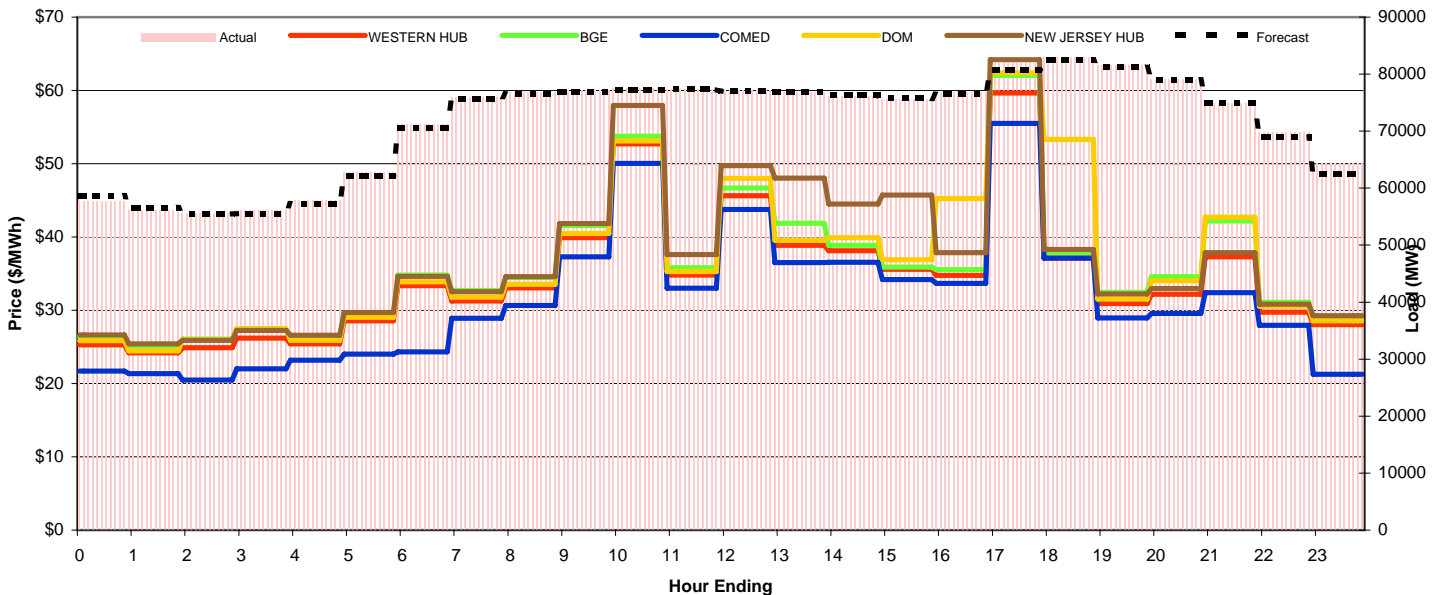
## Day-Ahead Prices and Forecast Load

|                | HE1    | HE2    | HE3    | HE4    | HE5    | HE6    | HE7    | HE8    | HE9    | HE10   | HE11   | HE12   | HE13   | HE14   | HE15   | HE16   | HE17   | HE18   | HE19   | HE20   | HE21   | HE22   | HE23   | HE24   | avg all/peak |
|----------------|--------|--------|--------|--------|--------|--------|--------|--------|--------|--------|--------|--------|--------|--------|--------|--------|--------|--------|--------|--------|--------|--------|--------|--------|--------------|
| WESTERN HUB    | 27.17  | 26.85  | 26.08  | 26.49  | 27.17  | 29.54  | 42.21  | 45.10  | 44.49  | 44.89  | 44.13  | 43.92  | 42.40  | 41.03  | 38.26  | 36.73  | 40.58  | 54.36  | 56.06  | 48.70  | 43.17  | 37.37  | 31.87  | 28.44  | 39 / 43      |
| BGE            | 28.47  | 28.27  | 27.37  | 27.799 | 28.474 | 31.395 | 50.52  | 54.12  | 50.443 | 50.06  | 47.904 | 46.808 | 45.125 | 43.537 | 40.84  | 39.243 | 43.817 | 62.276 | 64.626 | 55.668 | 47.4   | 39.946 | 33.845 | 30.238 | 42 / 48      |
| COMED          | 20.431 | 19.523 | 18.563 | 18.931 | 19.313 | 20.763 | 24.99  | 37.475 | 37.48  | 37.94  | 37.191 | 37.334 | 35.768 | 34.408 | 31.745 | 30.37  | 33.149 | 40.394 | 43.148 | 39.205 | 36.437 | 31.714 | 26.757 | 22.19  | 31 / 36      |
| DOM            | 26.721 | 26.703 | 25.746 | 26.137 | 26.722 | 29.726 | 47.908 | 46.416 | 44.943 | 45.074 | 43.991 | 43.468 | 42.014 | 40.654 | 38.125 | 36.669 | 41.043 | 50.222 | 55.96  | 48.799 | 43.168 | 37.05  | 32.549 | 29.244 | 39 / 43      |
| NEW JERSEY HUB | 28.47  | 28.10  | 27.31  | 27.75  | 28.47  | 30.71  | 39.91  | 40.88  | 43.00  | 43.98  | 44.74  | 45.29  | 43.95  | 42.76  | 39.84  | 38.43  | 42.35  | 54.07  | 53.68  | 46.99  | 43.05  | 38.44  | 33.16  | 29.57  | 39 / 43      |
| DA Forecast    | 58.7   | 56.5   | 55.5   | 55.5   | 57.3   | 62.2   | 70.6   | 75.7   | 76.5   | 76.9   | 77.2   | 77.3   | 77.0   | 76.9   | 76.3   | 75.8   | 76.5   | 80.8   | 82.4   | 81.2   | 79.0   | 74.9   | 68.9   | 62.5   | 71 / 77      |



## Preliminary Real-Time Prices with Forecasted and Actual System Load

|                  | HE1    | HE2    | HE3    | HE4    | HE5    | HE6    | HE7    | HE8    | HE9    | HE10   | HE11   | HE12   | HE13   | HE14   | HE15   | HE16   | HE17   | HE18   | HE19   | HE20   | HE21   | HE22   | HE23   | HE24   | avg all/peak |
|------------------|--------|--------|--------|--------|--------|--------|--------|--------|--------|--------|--------|--------|--------|--------|--------|--------|--------|--------|--------|--------|--------|--------|--------|--------|--------------|
| WESTERN HUB      | 25.28  | 24.17  | 24.89  | 26.20  | 25.41  | 28.54  | 33.35  | 31.25  | 33.04  | 39.90  | 52.70  | 34.79  | 45.65  | 38.86  | 38.11  | 35.61  | 34.76  | 59.63  | 37.10  | 30.90  | 32.20  | 37.31  | 29.75  | 28.04  | 34 / 38      |
| BGE              | 26.372 | 25.052 | 26.053 | 27.452 | 26.387 | 29.686 | 34.8   | 32.709 | 34.493 | 41.568 | 53.741 | 35.824 | 46.679 | 41.875 | 38.865 | 35.901 | 35.562 | 62.067 | 37.877 | 32.465 | 34.589 | 42.181 | 31.089 | 29.179 | 36 / 40      |
| COMED            | 21.692 | 21.354 | 20.462 | 22.002 | 23.185 | 24     | 24.334 | 28.899 | 30.657 | 37.275 | 50.023 | 33.031 | 43.759 | 36.497 | 36.548 | 34.198 | 33.676 | 55.516 | 37.12  | 28.932 | 29.559 | 32.381 | 27.95  | 21.272 | 31 / 36      |
| DOM              | 25.866 | 24.439 | 25.97  | 27.471 | 25.88  | 29.043 | 33.884 | 31.769 | 33.517 | 40.482 | 53.104 | 35.288 | 47.994 | 39.573 | 39.898 | 36.909 | 45.261 | 62.388 | 53.317 | 31.526 | 34.021 | 42.723 | 30.552 | 28.571 | 37 / 41      |
| NEW JERSEY HUB   | 26.64  | 25.42  | 25.91  | 27.23  | 26.58  | 29.69  | 34.61  | 32.54  | 34.60  | 41.84  | 57.96  | 37.58  | 49.73  | 48.02  | 44.49  | 45.73  | 37.85  | 64.18  | 38.28  | 32.21  | 32.96  | 37.88  | 30.83  | 29.24  | 37 / 42      |
| Percent Forecast | -1.81  | -0.63  | 0.29   | 0.94   | 0.94   | 1.00   | 0.77   | 0.40   | 0.46   | 0.27   | 0.36   | 0.00   | 0.28   | -0.02  | -0.23  | -0.36  | 0.49   | 1.41   | 0.62   | 0.37   | -0.02  | -0.05  | 1.23   | 2.84   |              |
| RTLoad           | 57.64  | 56.161 | 55.645 | 56.047 | 57.826 | 62.848 | 71.172 | 75.957 | 76.805 | 77.084 | 77.455 | 77.304 | 77.2   | 76.864 | 76.111 | 75.498 | 76.872 | 81.939 | 82.912 | 81.476 | 79.007 | 74.903 | 69.774 | 64.366 |              |



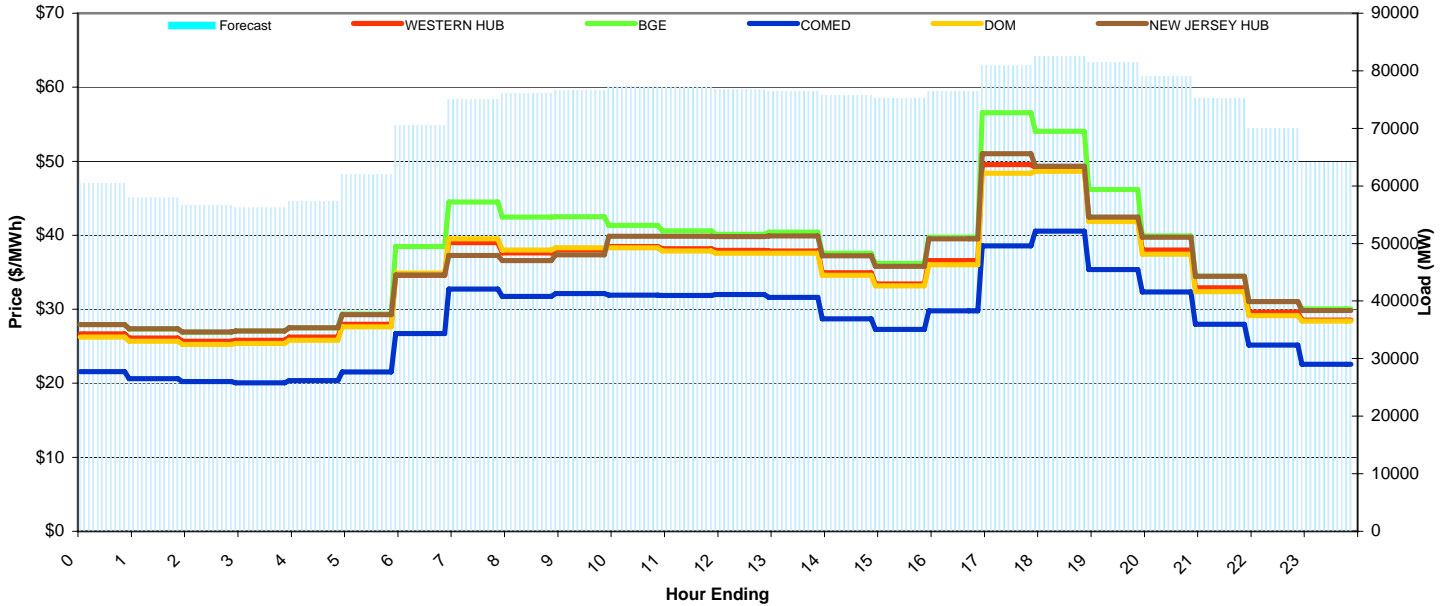
# PJM Daily Report

Tuesday November 10, 2009

Price Color Codes: ≤0 ≥100 ≥200

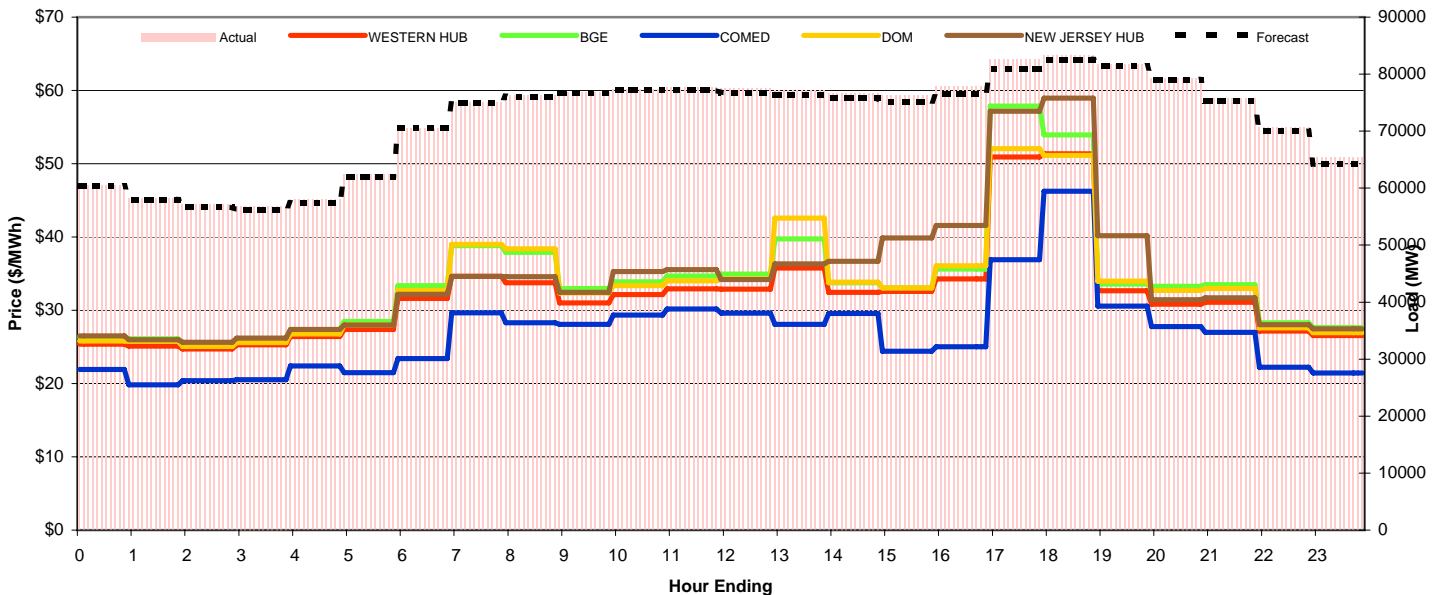
## Day-Ahead Prices and Forecast Load

|                | HE1    | HE2    | HE3    | HE4    | HE5    | HE6    | HE7    | HE8    | HE9    | HE10   | HE11   | HE12   | HE13   | HE14   | HE15   | HE16   | HE17   | HE18   | HE19   | HE20   | HE21   | HE22   | HE23   | HE24   | avg all/peak |
|----------------|--------|--------|--------|--------|--------|--------|--------|--------|--------|--------|--------|--------|--------|--------|--------|--------|--------|--------|--------|--------|--------|--------|--------|--------|--------------|
| WESTERN HUB    | 26.66  | 26.10  | 25.69  | 25.83  | 26.25  | 27.96  | 34.61  | 39.00  | 37.63  | 38.04  | 38.49  | 38.17  | 37.98  | 37.88  | 34.93  | 33.43  | 36.56  | 49.57  | 49.14  | 42.17  | 38.00  | 32.89  | 29.62  | 28.53  | 35 / 38      |
| BGE            | 27.932 | 27.342 | 26.911 | 27.05  | 27.488 | 29.354 | 38.501 | 44.477 | 42.466 | 42.52  | 41.356 | 40.602 | 40.103 | 40.436 | 37.555 | 36.174 | 39.746 | 56.57  | 54.03  | 46.161 | 39.918 | 34.47  | 31.038 | 30.068 | 38 / 42      |
| COMED          | 21.579 | 20.603 | 20.236 | 20.064 | 20.382 | 21.547 | 26.731 | 32.716 | 31.734 | 32.132 | 31.914 | 31.867 | 32.013 | 31.603 | 28.716 | 27.274 | 29.802 | 38.58  | 40.541 | 35.346 | 32.36  | 27.984 | 25.179 | 22.573 | 28 / 32      |
| DOM            | 26.237 | 25.678 | 25.271 | 25.4   | 25.811 | 27.615 | 34.888 | 39.516 | 38.019 | 38.299 | 38.287 | 37.88  | 37.585 | 37.572 | 34.583 | 33.166 | 36.01  | 48.401 | 48.628 | 41.862 | 37.437 | 32.378 | 29.154 | 28.403 | 35 / 38      |
| NEW JERSEY HUB | 27.94  | 27.36  | 26.93  | 27.07  | 27.51  | 29.27  | 34.65  | 37.26  | 36.56  | 37.34  | 39.85  | 39.87  | 39.84  | 39.91  | 37.21  | 35.80  | 39.51  | 51.03  | 49.33  | 42.45  | 39.74  | 34.48  | 31.05  | 29.81  | 36 / 39      |
| DA Forecast    | 60.4   | 57.9   | 56.6   | 56.2   | 57.4   | 62.0   | 70.5   | 75.0   | 76.1   | 76.7   | 77.2   | 77.2   | 76.7   | 76.4   | 75.7   | 75.2   | 76.5   | 80.9   | 82.5   | 81.4   | 79.0   | 75.3   | 70.0   | 64.1   | 72 / 77      |



## Preliminary Real-Time Prices with Forecasted and Actual System Load

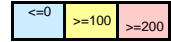
|                  | HE1    | HE2    | HE3    | HE4    | HE5    | HE6    | HE7    | HE8    | HE9    | HE10   | HE11   | HE12   | HE13   | HE14   | HE15   | HE16   | HE17   | HE18   | HE19   | HE20   | HE21   | HE22   | HE23   | HE24   | avg all/peak |
|------------------|--------|--------|--------|--------|--------|--------|--------|--------|--------|--------|--------|--------|--------|--------|--------|--------|--------|--------|--------|--------|--------|--------|--------|--------|--------------|
| WESTERN HUB      | 25.39  | 25.11  | 24.74  | 25.28  | 26.41  | 27.39  | 31.63  | 34.62  | 33.78  | 31.00  | 32.15  | 32.94  | 32.88  | 35.78  | 32.45  | 32.56  | 34.27  | 50.93  | 51.38  | 32.67  | 30.84  | 31.09  | 27.14  | 26.55  | 32 / 35      |
| BGE              | 26.353 | 26.11  | 25.575 | 26.148 | 27.369 | 28.484 | 33.343 | 38.803 | 37.887 | 32.95  | 33.894 | 34.68  | 34.955 | 39.725 | 33.757 | 33.063 | 35.62  | 57.848 | 53.949 | 33.566 | 33.259 | 33.497 | 28.315 | 27.622 | 34 / 37      |
| COMED            | 21.91  | 19.812 | 20.386 | 20.534 | 22.417 | 21.503 | 23.4   | 29.642 | 28.307 | 28.087 | 29.357 | 30.164 | 29.628 | 28.076 | 29.563 | 24.409 | 25.018 | 36.913 | 46.231 | 30.546 | 27.795 | 26.976 | 22.233 | 21.45  | 27 / 30      |
| DOM              | 25.826 | 25.744 | 25.071 | 25.597 | 26.778 | 27.97  | 32.729 | 38.998 | 38.393 | 32.352 | 33.358 | 34.035 | 34.273 | 42.581 | 33.846 | 33.071 | 36.055 | 52.044 | 51.15  | 33.99  | 32.715 | 32.98  | 27.61  | 26.946 | 34 / 37      |
| NEW JERSEY HUB   | 26.52  | 26.00  | 25.62  | 26.18  | 27.36  | 27.98  | 32.19  | 34.64  | 34.56  | 32.46  | 35.27  | 35.55  | 34.18  | 36.35  | 36.69  | 39.87  | 41.56  | 57.16  | 58.95  | 40.16  | 31.45  | 31.70  | 28.04  | 27.47  | 34 / 38      |
| Percent Forecast | -0.05  | 0.47   | 0.81   | 1.13   | 1.06   | 0.74   | 0.04   | 0.05   | 0.28   | 0.21   | 0.19   | 0.65   | 0.97   | 0.99   | 1.27   | 1.35   | 1.74   | 1.98   | 0.97   | 0.33   | 0.36   | 0.55   | 1.05   | 1.81   |              |
| RTLLoad          | 60.384 | 58.19  | 57.096 | 56.861 | 58.001 | 62.437 | 70.534 | 75.06  | 76.305 | 76.827 | 77.349 | 77.659 | 77.486 | 77.182 | 76.688 | 76.224 | 77.852 | 82.525 | 83.344 | 81.71  | 79.331 | 75.694 | 70.715 | 65.328 |              |



# PJM Daily Report

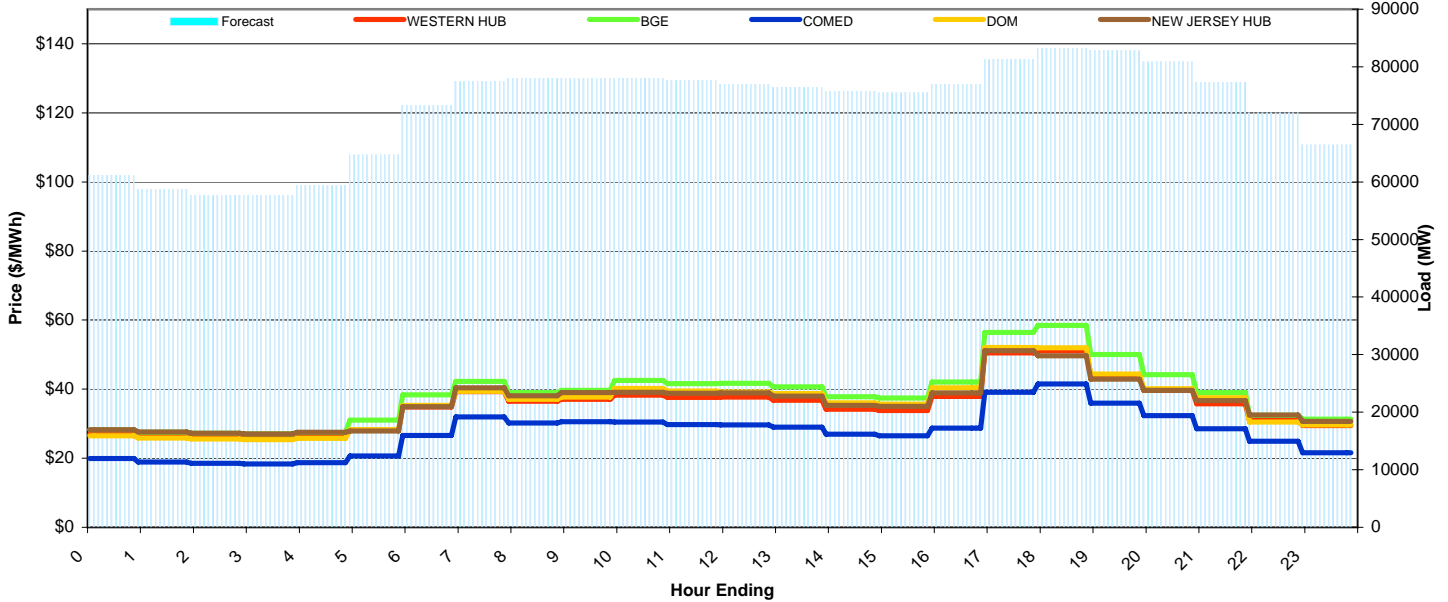
Wednesday November 11, 2009

Price Color Codes:



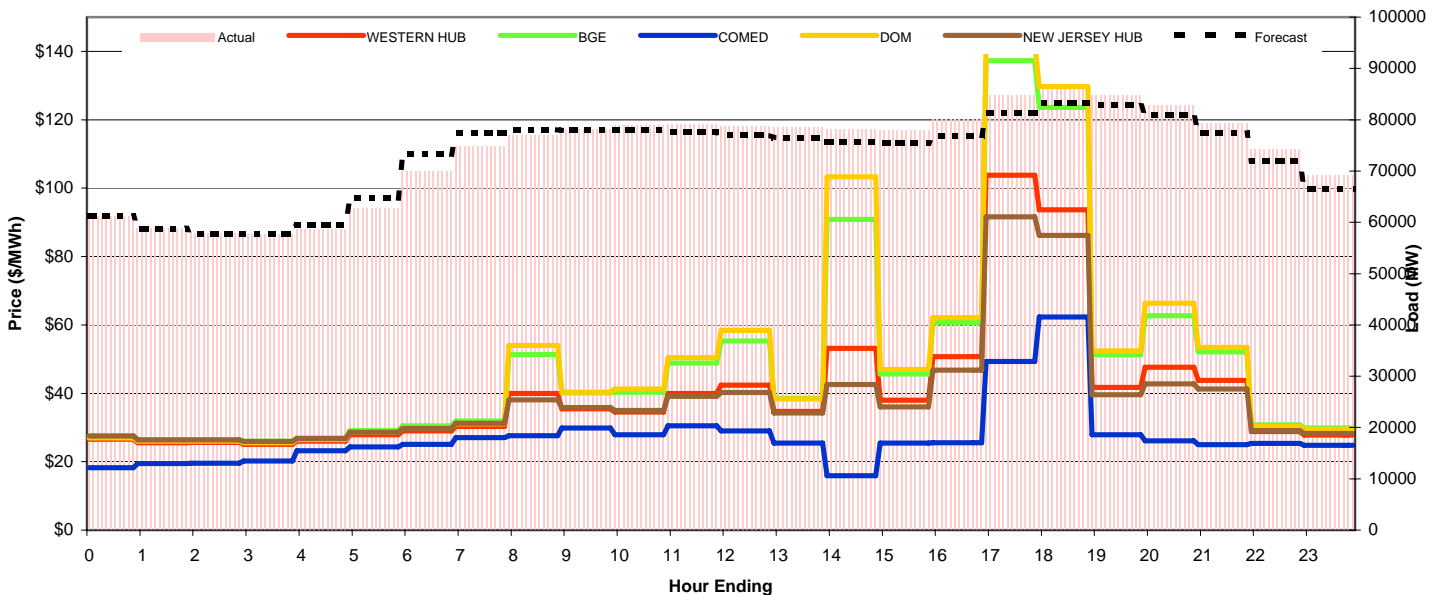
## Day-Ahead Prices and Forecast Load

|                | HE1    | HE2    | HE3    | HE4    | HE5    | HE6    | HE7    | HE8    | HE9    | HE10   | HE11   | HE12   | HE13   | HE14   | HE15   | HE16   | HE17   | HE18   | HE19   | HE20   | HE21   | HE22   | HE23   | HE24   | avg all/peak |
|----------------|--------|--------|--------|--------|--------|--------|--------|--------|--------|--------|--------|--------|--------|--------|--------|--------|--------|--------|--------|--------|--------|--------|--------|--------|--------------|
| WESTERN HUB    | 26.97  | 26.32  | 26.01  | 25.83  | 26.23  | 28.17  | 34.87  | 39.32  | 36.47  | 37.08  | 38.25  | 37.64  | 37.75  | 36.78  | 34.22  | 33.86  | 37.90  | 50.47  | 51.10  | 43.95  | 39.69  | 35.74  | 30.99  | 29.47  | 35 / 39      |
| BGE            | 28.232 | 27.541 | 27.218 | 27.032 | 27.449 | 31.067 | 38.373 | 42.227 | 39.025 | 39.643 | 42.569 | 41.603 | 41.713 | 40.695 | 37.841 | 37.415 | 42.08  | 56.39  | 58.441 | 49.995 | 44.21  | 39.04  | 32.462 | 31.306 | 38 / 43      |
| COMED          | 19.937 | 18.909 | 18.519 | 18.316 | 18.714 | 20.615 | 26.579 | 31.96  | 30.159 | 30.601 | 30.521 | 29.769 | 29.61  | 29.003 | 26.964 | 26.517 | 28.716 | 39.079 | 41.528 | 35.964 | 32.315 | 28.522 | 24.889 | 21.63  | 27 / 31      |
| DOM            | 26.509 | 25.85  | 25.544 | 25.372 | 25.759 | 28.254 | 35.34  | 39.384 | 37.095 | 37.747 | 40.185 | 39.466 | 39.221 | 38.757 | 36.059 | 35.7   | 40.422 | 52.092 | 51.996 | 44.418 | 40.155 | 37.526 | 30.485 | 29.656 | 36 / 40      |
| NEW JERSEY HUB | 28.26  | 27.58  | 27.26  | 27.07  | 27.49  | 27.93  | 34.91  | 40.41  | 38.07  | 38.99  | 39.14  | 38.85  | 38.92  | 37.96  | 35.33  | 35.02  | 38.94  | 51.17  | 49.67  | 42.87  | 39.68  | 36.69  | 32.48  | 30.62  | 36 / 40      |
| DA Forecast    | 61.2   | 58.8   | 57.7   | 57.7   | 59.4   | 64.7   | 73.2   | 77.4   | 78.0   | 77.9   | 78.0   | 77.6   | 77.0   | 76.5   | 75.7   | 75.5   | 76.9   | 81.3   | 83.2   | 82.8   | 80.9   | 77.3   | 72.0   | 66.4   | 73 / 78      |



## Preliminary Real-Time Prices with Forecasted and Actual System Load

|                  | HE1    | HE2    | HE3    | HE4    | HE5    | HE6    | HE7    | HE8    | HE9    | HE10   | HE11   | HE12   | HE13   | HE14   | HE15   | HE16   | HE17   | HE18   | HE19   | HE20   | HE21   | HE22   | HE23   | HE24   | avg all/peak |
|------------------|--------|--------|--------|--------|--------|--------|--------|--------|--------|--------|--------|--------|--------|--------|--------|--------|--------|--------|--------|--------|--------|--------|--------|--------|--------------|
| WESTERN HUB      | 26.62  | 25.57  | 25.60  | 25.12  | 25.97  | 27.90  | 29.03  | 30.32  | 39.97  | 35.48  | 34.49  | 40.00  | 42.42  | 34.67  | 53.16  | 38.00  | 50.73  | 103.78 | 93.70  | 41.75  | 47.61  | 43.81  | 28.83  | 27.76  | 41 / 47      |
| BGE              | 27.576 | 26.501 | 26.506 | 25.976 | 26.952 | 29.097 | 30.519 | 31.89  | 51.374 | 40.163 | 40.368 | 48.83  | 55.332 | 38.532 | 90.815 | 45.704 | 60.737 | 137.25 | 123.6  | 51.282 | 62.722 | 52.16  | 30.741 | 29.819 | 49 / 60      |
| COMED            | 18.241 | 19.438 | 19.58  | 20.236 | 23.223 | 24.336 | 25.052 | 27.075 | 27.568 | 29.885 | 27.848 | 30.459 | 29.04  | 25.423 | 15.866 | 25.446 | 25.53  | 49.301 | 62.341 | 27.886 | 26.091 | 24.994 | 25.378 | 24.815 | 27 / 30      |
| DOM              | 26.912 | 26.031 | 26.037 | 25.504 | 26.48  | 28.602 | 29.838 | 31.029 | 53.951 | 40.296 | 41.278 | 50.406 | 58.424 | 38.327 | 103.27 | 46.965 | 62.159 | 142.17 | 129.73 | 52.423 | 66.351 | 53.435 | 30.347 | 29.487 | 51 / 63      |
| NEW JERSEY HUB   | 27.50  | 26.35  | 26.39  | 25.93  | 26.74  | 28.59  | 29.78  | 31.27  | 38.09  | 35.86  | 34.99  | 39.12  | 40.27  | 34.24  | 42.55  | 36.06  | 46.76  | 91.57  | 86.16  | 39.56  | 42.75  | 41.24  | 29.09  | 28.26  | 39 / 44      |
| Percent Forecast | -0.11  | 0.11   | 0.22   | -0.21  | -1.13  | -3.19  | -4.80  | -3.52  | -1.43  | 0.27   | 1.11   | 1.88   | 2.34   | 2.58   | 3.08   | 3.01   | 3.91   | 4.12   | 3.14   | 2.12   | 2.24   | 2.37   | 3.04   | 3.90   |              |
| RTLload          | 61.147 | 58.846 | 57.804 | 57.58  | 58.72  | 62.69  | 69.888 | 74.803 | 76.923 | 78.152 | 78.9   | 79.092 | 78.811 | 78.487 | 78.101 | 77.858 | 80.042 | 84.75  | 85.938 | 84.643 | 82.742 | 79.214 | 74.266 | 69.132 |              |



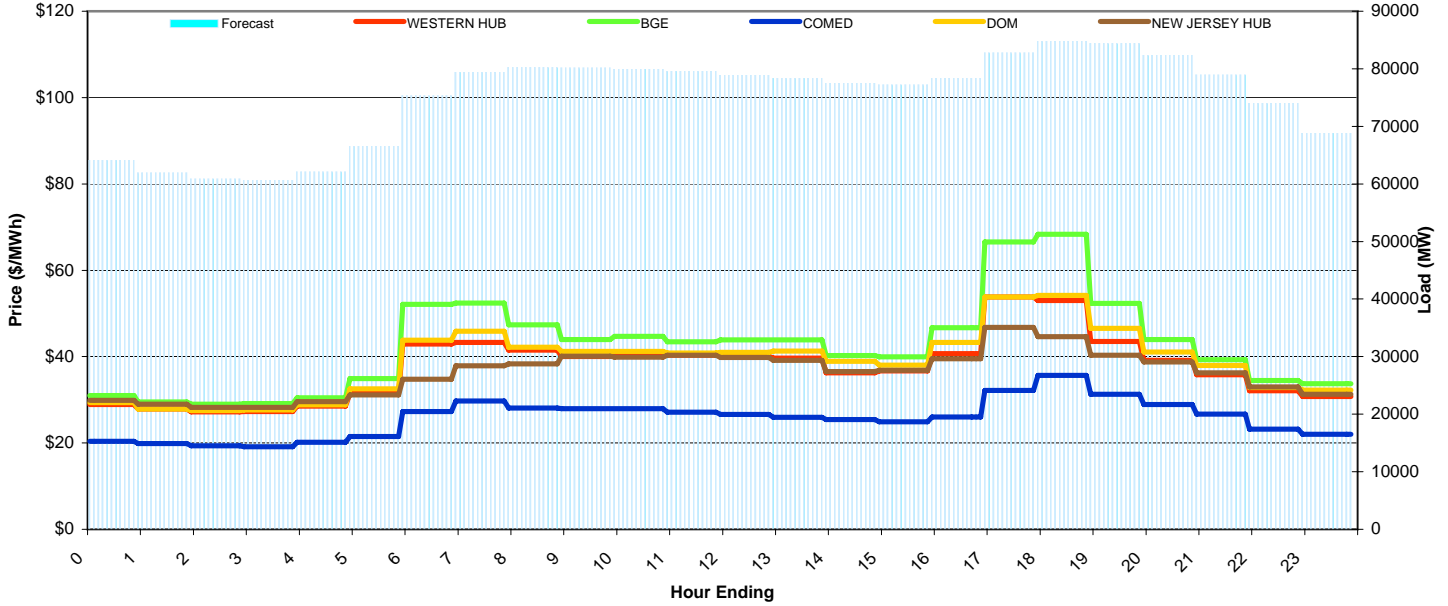
# PJM Daily Report

Thursday November 12, 2009

Price Color Codes: ≤0 ≥100 ≥200

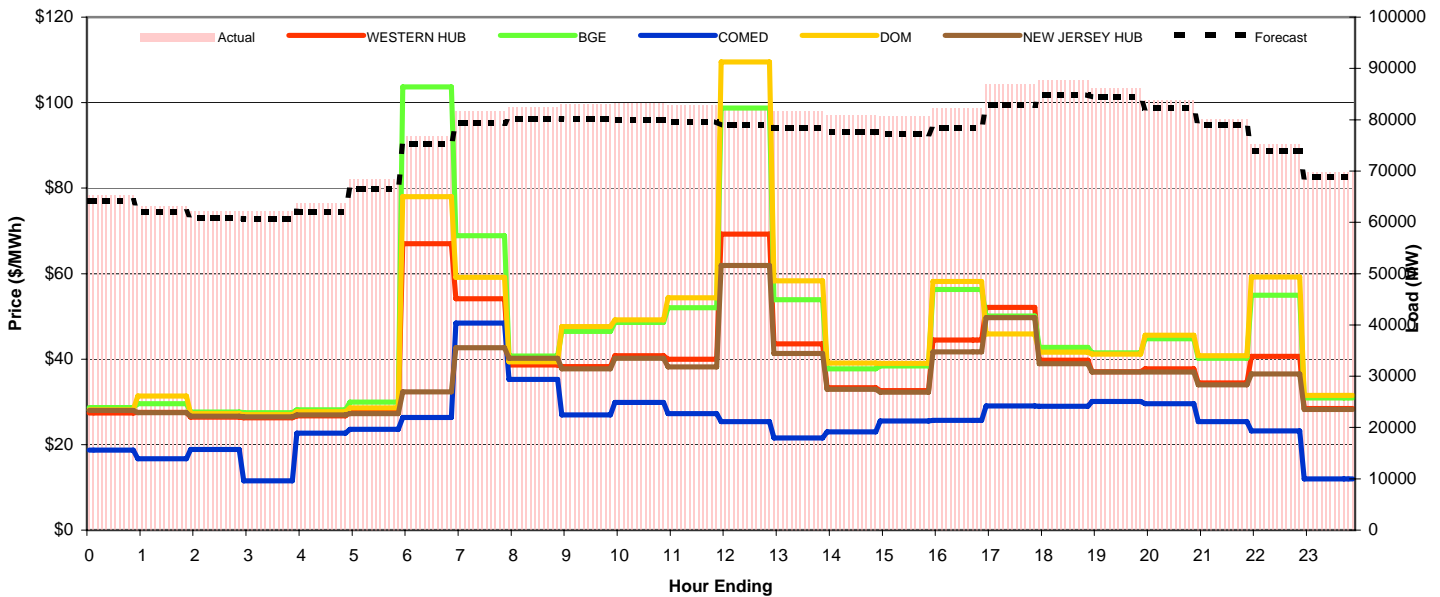
## Day-Ahead Prices and Forecast Load

|                | HE1    | HE2    | HE3    | HE4    | HE5    | HE6    | HE7    | HE8    | HE9    | HE10   | HE11   | HE12   | HE13   | HE14   | HE15   | HE16   | HE17   | HE18   | HE19   | HE20   | HE21   | HE22   | HE23   | HE24   | avg all/peak |
|----------------|--------|--------|--------|--------|--------|--------|--------|--------|--------|--------|--------|--------|--------|--------|--------|--------|--------|--------|--------|--------|--------|--------|--------|--------|--------------|
| WESTERN HUB    | 28.90  | 27.88  | 27.18  | 27.26  | 28.55  | 31.49  | 42.94  | 43.25  | 41.53  | 40.03  | 40.49  | 40.33  | 40.11  | 39.63  | 36.22  | 36.69  | 40.69  | 53.82  | 52.98  | 43.48  | 39.14  | 35.83  | 32.10  | 30.78  | 38 / 41      |
| BGE            | 30.965 | 29.488 | 28.979 | 29.157 | 30.433 | 34.937 | 52.104 | 52.431 | 47.355 | 43.948 | 44.672 | 43.434 | 43.859 | 43.916 | 40.241 | 39.939 | 46.699 | 66.543 | 68.33  | 52.35  | 43.967 | 39.256 | 34.487 | 33.748 | 43 / 47      |
| COMED          | 20.367 | 19.89  | 19.31  | 19.096 | 20.138 | 21.508 | 27.262 | 29.713 | 28.125 | 27.979 | 27.972 | 27.097 | 26.574 | 25.914 | 25.444 | 24.936 | 25.984 | 32.151 | 35.637 | 31.255 | 28.943 | 26.681 | 23.163 | 22.004 | 26 / 28      |
| DOM            | 29.328 | 27.838 | 27.482 | 27.612 | 28.797 | 32.572 | 43.818 | 45.886 | 42.182 | 41.199 | 41.225 | 40.862 | 41.015 | 41.293 | 38.899 | 38.023 | 43.321 | 53.785 | 54.185 | 46.543 | 41.078 | 37.955 | 32.852 | 32.258 | 39 / 43      |
| NEW JERSEY HUB | 29.85  | 29.00  | 28.22  | 28.27  | 29.56  | 31.15  | 34.78  | 37.88  | 38.34  | 40.09  | 39.90  | 40.31  | 39.82  | 39.17  | 36.51  | 36.83  | 39.52  | 46.76  | 44.60  | 40.30  | 38.80  | 36.21  | 32.96  | 31.26  | 36 / 39      |
| DA Forecast    | 64.2   | 61.9   | 60.9   | 60.6   | 62.1   | 66.6   | 75.3   | 79.4   | 80.2   | 80.1   | 80.0   | 79.6   | 78.9   | 78.4   | 77.5   | 77.2   | 78.3   | 82.8   | 84.8   | 84.4   | 82.3   | 79.0   | 74.0   | 68.8   | 75 / 80      |



## Preliminary Real-Time Prices with Forecasted and Actual System Load

|                  | HE1    | HE2    | HE3    | HE4    | HE5    | HE6    | HE7    | HE8    | HE9    | HE10   | HE11   | HE12   | HE13   | HE14   | HE15   | HE16   | HE17   | HE18   | HE19   | HE20   | HE21   | HE22   | HE23   | HE24   | avg all/peak |
|------------------|--------|--------|--------|--------|--------|--------|--------|--------|--------|--------|--------|--------|--------|--------|--------|--------|--------|--------|--------|--------|--------|--------|--------|--------|--------------|
| WESTERN HUB      | 27.40  | 27.54  | 26.41  | 26.29  | 26.73  | 27.73  | 66.99  | 54.15  | 38.61  | 38.27  | 40.78  | 39.97  | 69.24  | 43.58  | 33.31  | 32.61  | 44.46  | 52.10  | 39.74  | 37.03  | 37.75  | 34.44  | 40.68  | 28.45  | 39 / 42      |
| BGE              | 28.701 | 29.588 | 27.66  | 27.459 | 28.139 | 29.967 | 103.69 | 68.857 | 40.69  | 46.491 | 48.607 | 52.018 | 98.703 | 53.876 | 37.714 | 38.381 | 56.31  | 50.063 | 42.749 | 41.459 | 44.761 | 40.183 | 54.95  | 30.892 | 47 / 51      |
| COMED            | 18.693 | 16.699 | 18.895 | 11.522 | 22.675 | 23.56  | 26.344 | 48.4   | 35.265 | 26.948 | 29.865 | 27.25  | 25.403 | 21.566 | 22.965 | 25.562 | 25.702 | 29.053 | 28.969 | 30.121 | 29.585 | 25.354 | 23.205 | 11.997 | 25 / 28      |
| DOM              | 28.159 | 31.335 | 27.243 | 26.991 | 27.668 | 28.624 | 78.002 | 59.136 | 39.406 | 47.646 | 49.153 | 54.36  | 109.52 | 58.287 | 39.104 | 38.996 | 58.197 | 45.911 | 41.655 | 41.137 | 45.554 | 40.776 | 59.226 | 31.51  | 46 / 52      |
| NEW JERSEY HUB   | 27.97  | 27.44  | 26.66  | 26.50  | 26.95  | 27.26  | 32.36  | 42.70  | 40.18  | 37.71  | 40.22  | 38.20  | 61.87  | 41.34  | 32.94  | 32.23  | 41.67  | 49.71  | 38.92  | 36.96  | 37.01  | 33.95  | 36.54  | 28.25  | 36 / 40      |
| Percent Forecast | 1.57   | 1.95   | 2.13   | 2.50   | 2.56   | 2.74   | 1.92   | 2.69   | 2.63   | 3.40   | 3.92   | 3.86   | 3.84   | 4.10   | 4.20   | 4.24   | 4.79   | 4.67   | 3.13   | 1.92   | 1.69   | 1.50   | 1.47   | 1.39   |              |
| RTLload          | 65.172 | 63.176 | 62.184 | 62.183 | 63.72  | 68.426 | 76.787 | 81.56  | 82.4   | 82.967 | 83.215 | 82.823 | 82.06  | 81.712 | 80.914 | 80.648 | 82.287 | 86.849 | 87.582 | 86.032 | 83.727 | 80.163 | 75.092 | 69.807 |              |



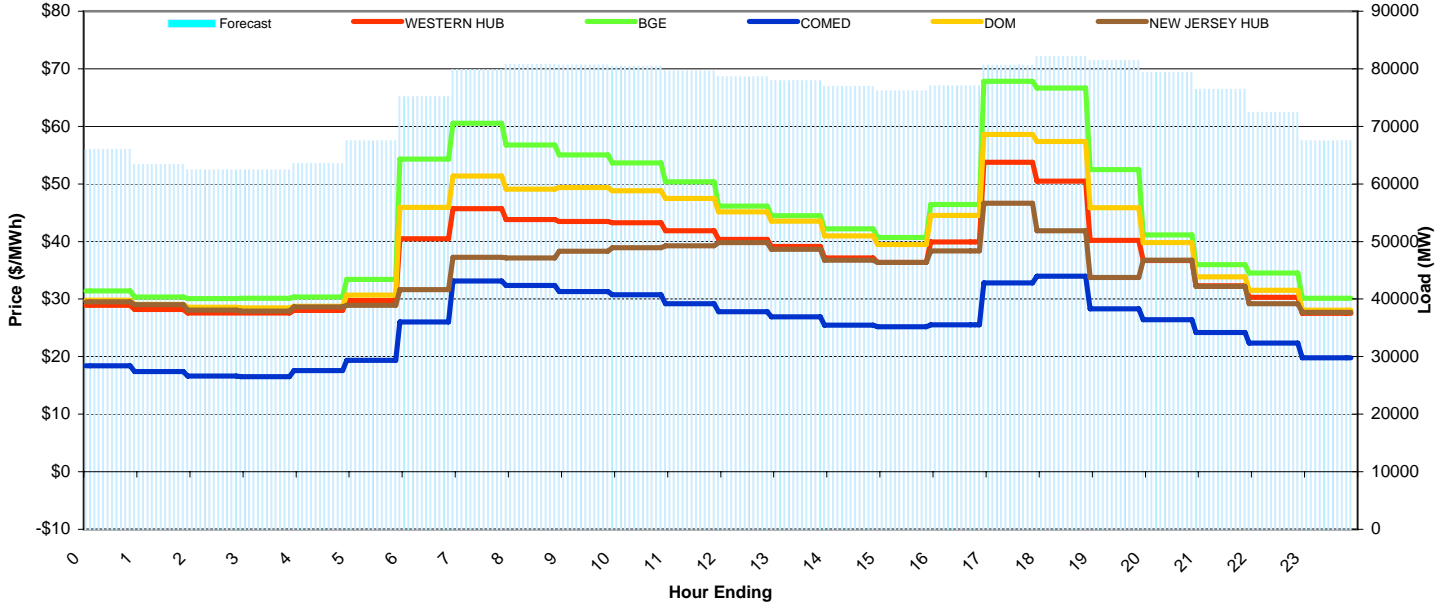
# PJM Daily Report

Friday November 13, 2009

Price Color Codes: ≤0 ≥100 ≥200

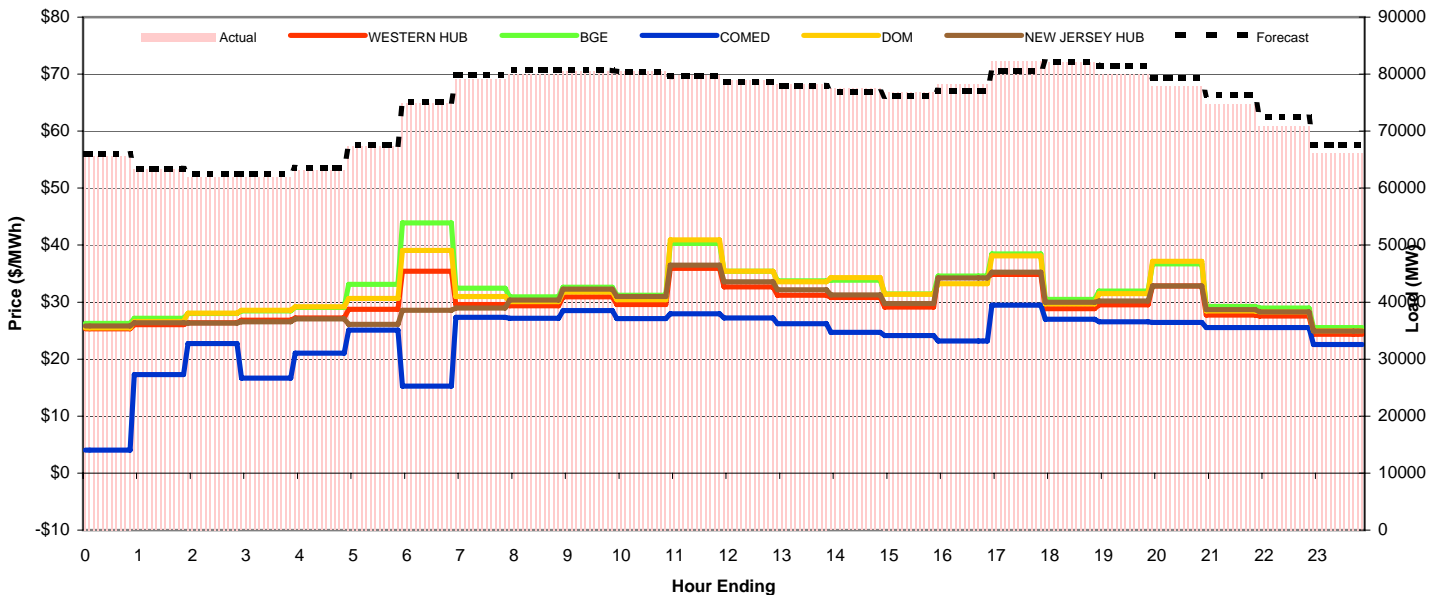
## Day-Ahead Prices and Forecast Load

|                | HE1    | HE2    | HE3    | HE4    | HE5    | HE6    | HE7    | HE8    | HE9    | HE10   | HE11   | HE12   | HE13   | HE14   | HE15   | HE16   | HE17   | HE18   | HE19   | HE20   | HE21   | HE22   | HE23   | HE24   | avg all/peak |
|----------------|--------|--------|--------|--------|--------|--------|--------|--------|--------|--------|--------|--------|--------|--------|--------|--------|--------|--------|--------|--------|--------|--------|--------|--------|--------------|
| WESTERN HUB    | 28.91  | 28.19  | 27.58  | 27.55  | 28.01  | 29.72  | 40.46  | 45.70  | 43.82  | 43.49  | 43.27  | 41.89  | 40.34  | 39.12  | 37.15  | 36.36  | 39.91  | 53.76  | 50.48  | 40.21  | 36.68  | 32.31  | 30.32  | 27.50  | 37 / 41      |
| BGE            | 31.42  | 30.384 | 30.06  | 30.14  | 30.332 | 33.439 | 54.304 | 60.568 | 56.78  | 55.04  | 53.626 | 50.392 | 46.14  | 44.501 | 42.201 | 40.724 | 46.428 | 67.811 | 66.671 | 52.48  | 41.119 | 35.956 | 34.548 | 30.111 | 44 / 50      |
| COMED          | 18.384 | 17.417 | 16.644 | 16.538 | 17.587 | 19.351 | 26.042 | 33.119 | 32.332 | 31.326 | 30.757 | 29.183 | 27.821 | 26.894 | 25.478 | 25.181 | 25.51  | 32.805 | 33.979 | 28.327 | 26.413 | 24.212 | 22.356 | 19.778 | 25 / 28      |
| DOM            | 29.807 | 29.063 | 28.577 | 28.455 | 28.748 | 30.705 | 45.9   | 51.385 | 49.096 | 49.391 | 48.831 | 47.494 | 45.135 | 43.55  | 40.987 | 39.451 | 44.522 | 58.61  | 57.347 | 45.886 | 39.802 | 33.854 | 31.523 | 28.068 | 41 / 45      |
| NEW JERSEY HUB | 29.52  | 29.00  | 28.06  | 27.90  | 28.65  | 28.89  | 31.64  | 37.26  | 37.13  | 38.30  | 38.93  | 39.26  | 39.79  | 38.65  | 36.75  | 36.36  | 38.38  | 46.63  | 41.84  | 33.78  | 36.75  | 32.19  | 29.22  | 27.71  | 35 / 38      |
| DA Forecast    | 66.0   | 63.4   | 62.5   | 62.4   | 63.5   | 67.5   | 75.1   | 79.9   | 80.8   | 80.7   | 80.4   | 79.6   | 78.6   | 77.9   | 76.9   | 76.1   | 77.1   | 80.6   | 82.1   | 81.4   | 79.4   | 76.4   | 72.4   | 67.5   | 75 / 79      |



## Preliminary Real-Time Prices with Forecasted and Actual System Load

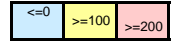
|                  | HE1    | HE2    | HE3    | HE4    | HE5    | HE6    | HE7    | HE8    | HE9    | HE10   | HE11   | HE12   | HE13   | HE14   | HE15   | HE16   | HE17   | HE18   | HE19   | HE20   | HE21   | HE22   | HE23   | HE24   | avg all/peak |
|------------------|--------|--------|--------|--------|--------|--------|--------|--------|--------|--------|--------|--------|--------|--------|--------|--------|--------|--------|--------|--------|--------|--------|--------|--------|--------------|
| WESTERN HUB      | 25.29  | 26.03  | 26.40  | 26.82  | 27.22  | 28.71  | 35.40  | 29.59  | 29.37  | 30.95  | 29.56  | 35.93  | 32.70  | 31.22  | 30.84  | 29.12  | 34.34  | 34.86  | 28.86  | 29.54  | 32.82  | 27.71  | 27.54  | 24.38  | 30 / 31      |
| BGE              | 26.247 | 27.17  | 28.036 | 28.462 | 29.074 | 33.14  | 43.871 | 32.457 | 30.91  | 32.639 | 31.235 | 40.311 | 35.417 | 33.719 | 33.867 | 31.43  | 34.553 | 38.473 | 30.493 | 31.919 | 36.69  | 29.26  | 28.989 | 25.539 | 32 / 33      |
| COMED            | 4.028  | 17.273 | 22.751 | 16.656 | 21.051 | 25.073 | 15.255 | 27.356 | 27.174 | 28.513 | 27.13  | 27.931 | 27.208 | 26.237 | 24.693 | 24.115 | 23.17  | 29.497 | 26.977 | 26.567 | 26.441 | 25.552 | 25.566 | 22.581 | 24 / 27      |
| DOM              | 25.492 | 26.586 | 28.05  | 28.576 | 29.195 | 30.657 | 39.077 | 30.978 | 30.086 | 31.766 | 30.398 | 40.935 | 35.448 | 33.563 | 34.307 | 31.404 | 33.24  | 38.12  | 29.692 | 31.466 | 37.185 | 28.469 | 28.269 | 24.964 | 32 / 33      |
| NEW JERSEY HUB   | 25.83  | 26.37  | 26.30  | 26.53  | 27.05  | 26.08  | 28.57  | 28.96  | 30.34  | 32.28  | 30.98  | 36.48  | 33.56  | 32.16  | 31.24  | 29.75  | 34.25  | 35.24  | 29.99  | 30.22  | 32.82  | 28.68  | 28.29  | 24.90  | 30 / 32      |
| Percent Forecast | -0.61  | -0.14  | -0.75  | -0.91  | -0.74  | -0.11  | -0.26  | -0.83  | -0.94  | -0.19  | 0.09   | 0.23   | 0.43   | 0.54   | 0.70   | 1.01   | 1.43   | 2.11   | 0.14   | -1.72  | -1.84  | -2.18  | -2.15  | -2.06  |              |
| RTLLoad          | 65.579 | 63.294 | 61.99  | 61.86  | 63.082 | 67.416 | 74.938 | 79.247 | 80.047 | 80.538 | 80.511 | 79.794 | 78.934 | 78.342 | 77.474 | 76.914 | 78.193 | 82.332 | 82.193 | 80.067 | 77.968 | 74.797 | 70.905 | 66.145 |              |



# PJM Daily Report

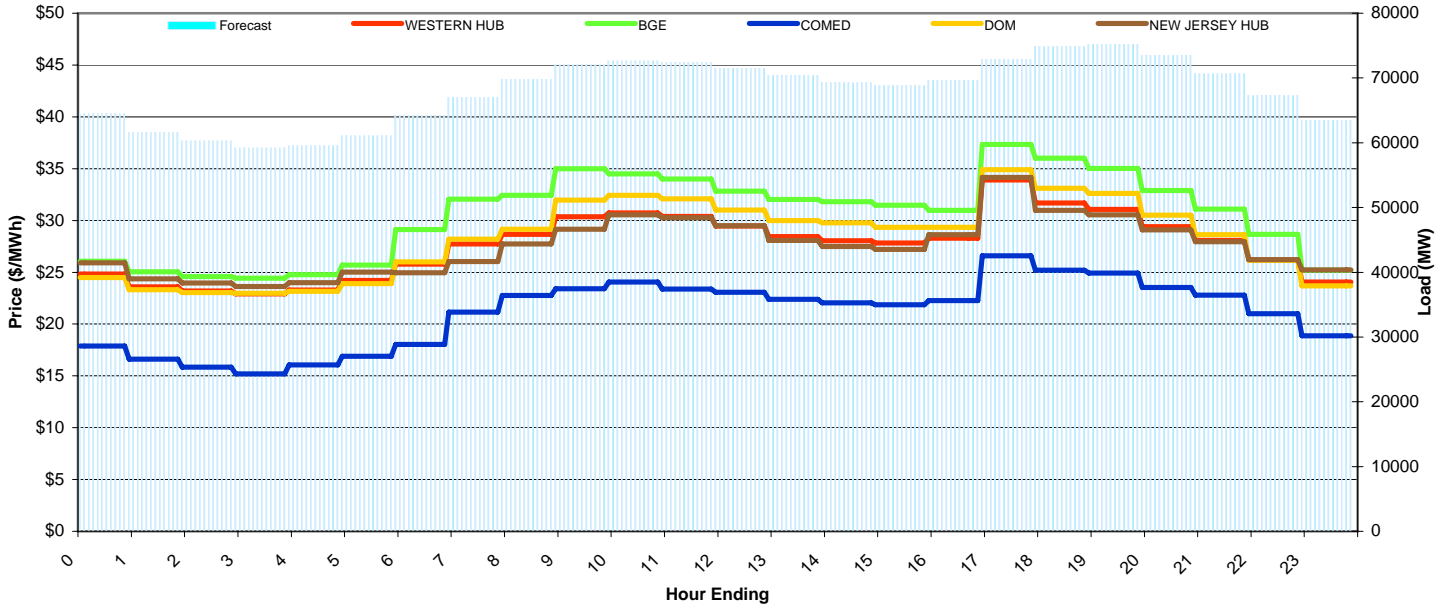
Saturday November 14, 2009

Price Color Codes:



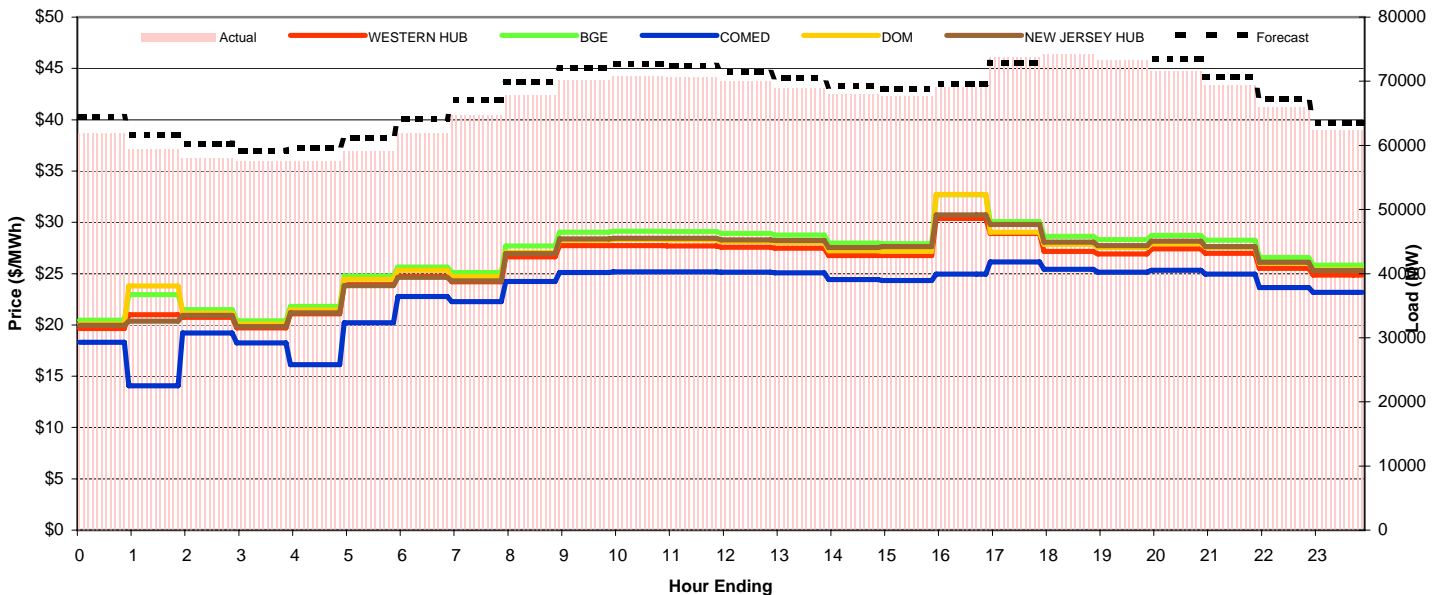
## Day-Ahead Prices and Forecast Load

|                | HE1    | HE2    | HE3    | HE4    | HE5    | HE6    | HE7    | HE8    | HE9    | HE10   | HE11   | HE12   | HE13   | HE14   | HE15   | HE16   | HE17   | HE18   | HE19   | HE20   | HE21   | HE22   | HE23   | HE24   | avg all/peak |
|----------------|--------|--------|--------|--------|--------|--------|--------|--------|--------|--------|--------|--------|--------|--------|--------|--------|--------|--------|--------|--------|--------|--------|--------|--------|--------------|
| WESTERN HUB    | 24.83  | 23.59  | 23.18  | 22.92  | 23.27  | 24.21  | 25.78  | 27.72  | 28.65  | 30.37  | 30.74  | 30.37  | 29.46  | 28.45  | 28.05  | 27.83  | 28.29  | 33.90  | 31.68  | 31.06  | 29.39  | 28.08  | 26.18  | 24.07  | 28 / 29      |
| BGE            | 26.069 | 25.04  | 24.59  | 24.434 | 24.758 | 25.694 | 29.114 | 32.063 | 32.433 | 34.978 | 34.51  | 34.01  | 32.83  | 32.037 | 31.806 | 31.46  | 30.991 | 37.331 | 36     | 35.017 | 32.894 | 31.103 | 28.661 | 25.185 | 31 / 33      |
| COMED          | 17.868 | 16.621 | 15.849 | 15.187 | 16.045 | 16.894 | 18.047 | 21.144 | 22.774 | 23.425 | 24.046 | 23.385 | 23.067 | 22.398 | 22.054 | 21.859 | 22.274 | 26.597 | 25.197 | 24.932 | 23.521 | 22.803 | 21.003 | 18.871 | 21 / 23      |
| DOM            | 24.476 | 23.316 | 23.052 | 22.97  | 23.164 | 23.915 | 26.011 | 28.197 | 29.157 | 31.971 | 32.417 | 32.075 | 31.019 | 29.972 | 29.776 | 29.35  | 29.338 | 34.886 | 33.102 | 32.599 | 30.498 | 28.623 | 26.165 | 23.692 | 28 / 31      |
| NEW JERSEY HUB | 25.91  | 24.37  | 23.98  | 23.61  | 24.00  | 25.01  | 24.95  | 26.03  | 27.75  | 29.15  | 30.55  | 30.27  | 29.48  | 28.07  | 27.49  | 27.22  | 28.64  | 34.16  | 30.98  | 30.55  | 29.08  | 27.95  | 26.23  | 25.23  | 28 / 29      |
| DA Forecast    | 64.5   | 61.6   | 60.3   | 59.2   | 59.5   | 61.1   | 64.2   | 67.0   | 69.8   | 72.0   | 72.7   | 72.4   | 71.5   | 70.4   | 69.3   | 68.9   | 69.6   | 72.9   | 74.9   | 75.2   | 73.5   | 70.7   | 67.3   | 63.5   | 68 / 71      |



## Preliminary Real-Time Prices with Forecasted and Actual System Load

|                  | HE1    | HE2    | HE3    | HE4    | HE5    | HE6    | HE7    | HE8    | HE9    | HE10   | HE11   | HE12   | HE13   | HE14   | HE15   | HE16   | HE17   | HE18   | HE19   | HE20   | HE21   | HE22   | HE23   | HE24   | avg all/peak |
|------------------|--------|--------|--------|--------|--------|--------|--------|--------|--------|--------|--------|--------|--------|--------|--------|--------|--------|--------|--------|--------|--------|--------|--------|--------|--------------|
| WESTERN HUB      | 19.64  | 20.99  | 20.74  | 19.70  | 21.08  | 23.93  | 24.74  | 24.19  | 26.63  | 27.74  | 27.73  | 27.71  | 27.57  | 27.47  | 26.76  | 26.75  | 30.37  | 28.92  | 27.17  | 26.92  | 27.41  | 26.97  | 25.51  | 24.84  | 25 / 27      |
| BGE              | 20.472 | 22.959 | 21.492 | 20.395 | 21.803 | 24.766 | 25.646 | 25.109 | 27.698 | 29.028 | 29.122 | 29.094 | 28.918 | 28.772 | 27.982 | 27.906 | 32.703 | 30.058 | 28.625 | 28.306 | 28.74  | 28.258 | 26.589 | 25.835 | 27 / 29      |
| COMED            | 18.309 | 14.078 | 19.221 | 18.248 | 16.14  | 20.2   | 22.785 | 22.276 | 24.241 | 25.099 | 25.185 | 25.181 | 25.13  | 25.069 | 24.421 | 24.343 | 24.945 | 26.15  | 25.43  | 25.139 | 25.328 | 24.951 | 23.628 | 23.171 | 23 / 25      |
| DOM              | 20.073 | 23.793 | 21.153 | 20.097 | 21.474 | 24.458 | 25.318 | 24.693 | 27.07  | 28.273 | 28.335 | 28.303 | 28.139 | 28.035 | 27.234 | 27.165 | 32.72  | 29.046 | 27.865 | 27.529 | 27.927 | 27.569 | 26.018 | 25.393 | 26 / 28      |
| NEW JERSEY HUB   | 19.95  | 20.37  | 20.92  | 19.82  | 21.18  | 23.84  | 24.65  | 24.29  | 26.96  | 28.39  | 28.44  | 28.45  | 28.30  | 28.22  | 27.55  | 27.64  | 30.74  | 29.79  | 28.06  | 27.72  | 28.16  | 27.65  | 26.11  | 25.28  | 26 / 28      |
| Percent Forecast | -4.12  | -3.76  | -3.88  | -3.03  | -3.52  | -3.45  | -3.82  | -3.66  | -2.84  | -2.75  | -2.68  | -2.49  | -2.12  | -2.31  | -2.02  | -1.91  | -0.75  | 1.09   | -0.56  | -2.73  | -2.63  | -1.92  | -2.00  | -1.90  |              |
| RTLoad           | 61.915 | 59.4   | 58.039 | 57.436 | 57.523 | 59.055 | 61.821 | 64.665 | 67.87  | 70.113 | 70.757 | 70.654 | 70.003 | 68.853 | 67.913 | 67.559 | 69.117 | 73.746 | 74.446 | 73.194 | 71.623 | 69.323 | 65.972 | 62.286 |              |



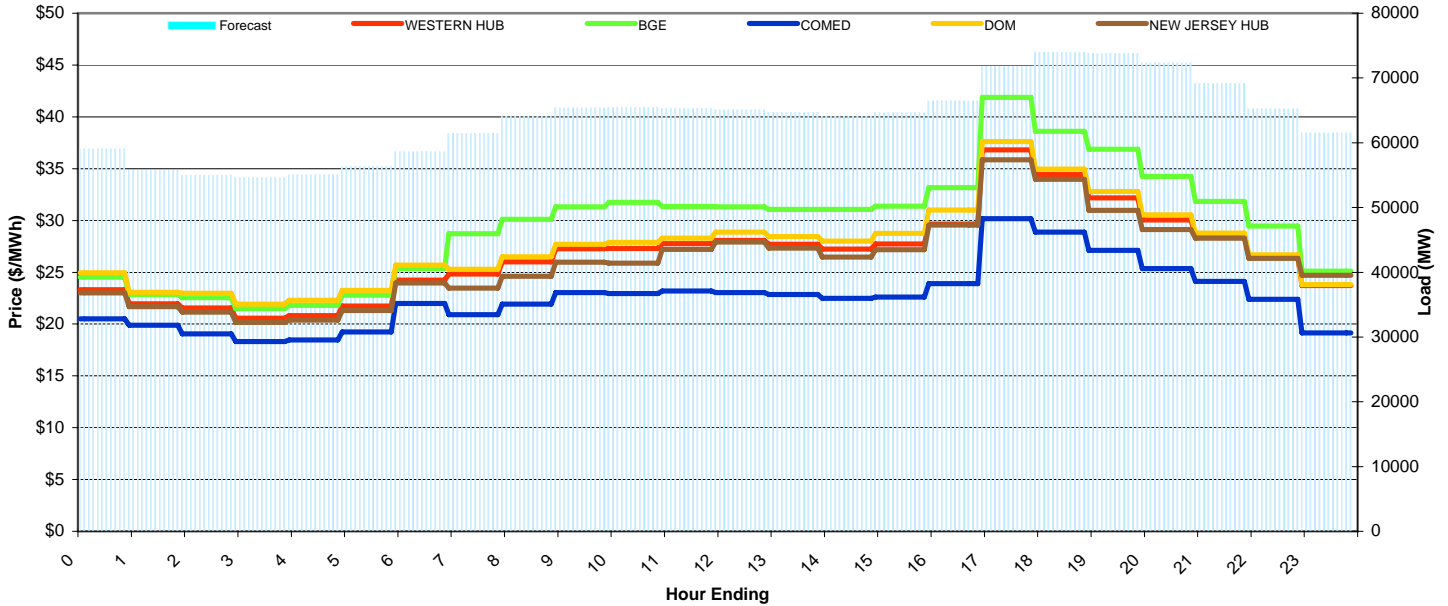
# PJM Daily Report

Sunday November 15, 2009

Price Color Codes: ≤0 ≥100 ≥200

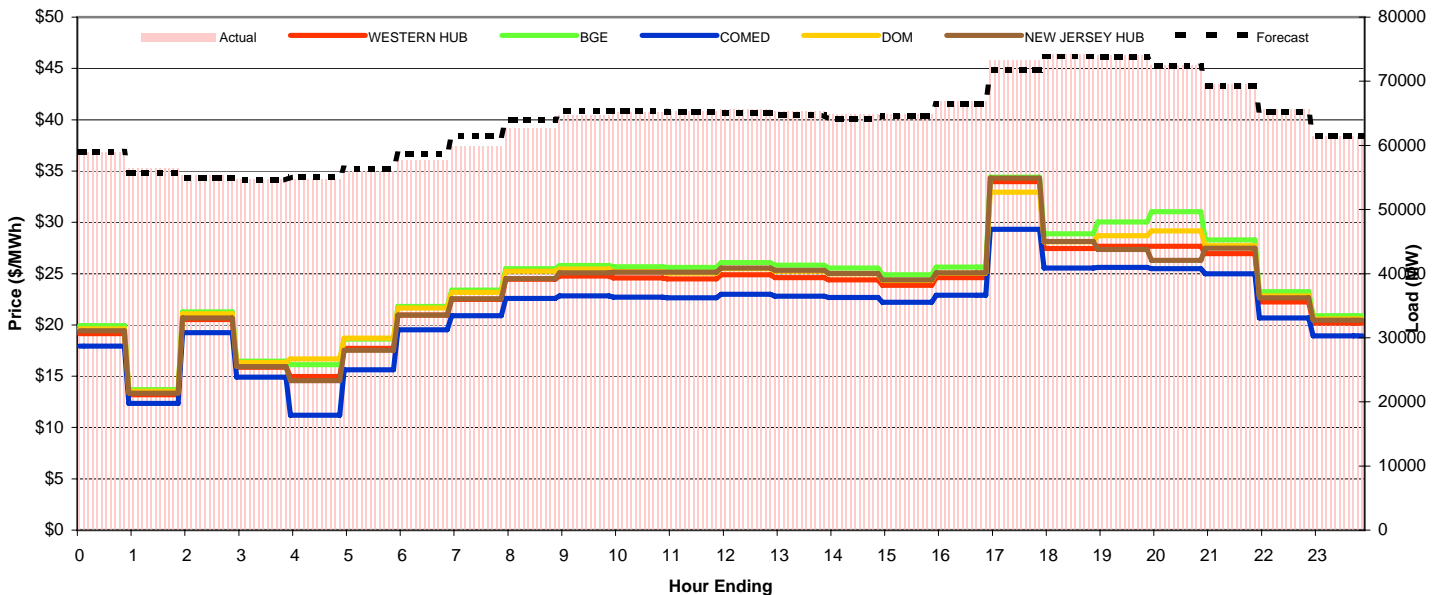
## Day-Ahead Prices and Forecast Load

|                | HE1    | HE2    | HE3    | HE4    | HE5    | HE6    | HE7    | HE8    | HE9    | HE10   | HE11   | HE12   | HE13   | HE14   | HE15   | HE16   | HE17   | HE18   | HE19   | HE20   | HE21   | HE22   | HE23   | HE24   | avg all/peak |
|----------------|--------|--------|--------|--------|--------|--------|--------|--------|--------|--------|--------|--------|--------|--------|--------|--------|--------|--------|--------|--------|--------|--------|--------|--------|--------------|
| WESTERN HUB    | 23.33  | 21.94  | 21.55  | 20.56  | 20.82  | 21.74  | 24.26  | 24.82  | 26.01  | 27.26  | 27.30  | 27.76  | 28.07  | 27.70  | 27.24  | 27.73  | 29.66  | 36.80  | 34.43  | 32.18  | 30.05  | 28.56  | 26.51  | 23.73  | 27 / 29      |
| BGE            | 24.533 | 22.846 | 22.544 | 21.497 | 21.804 | 22.781 | 25.34  | 28.727 | 30.1   | 31.325 | 31.745 | 31.353 | 31.325 | 31.08  | 31.063 | 31.381 | 33.172 | 41.887 | 38.614 | 36.883 | 34.249 | 31.849 | 29.462 | 25.094 | 30 / 33      |
| COMED          | 20.507 | 19.887 | 19.04  | 18.302 | 18.464 | 19.226 | 21.975 | 20.895 | 21.932 | 23.036 | 22.951 | 23.205 | 23.05  | 22.856 | 22.472 | 22.607 | 23.906 | 30.173 | 28.872 | 27.104 | 25.366 | 24.132 | 22.38  | 19.154 | 23 / 24      |
| DOM            | 24.964 | 23.072 | 22.967 | 21.931 | 22.299 | 23.268 | 25.685 | 25.288 | 26.503 | 27.703 | 27.879 | 28.298 | 28.872 | 28.454 | 28.01  | 28.756 | 31.006 | 37.622 | 34.952 | 32.793 | 30.558 | 28.796 | 26.694 | 23.802 | 28 / 30      |
| NEW JERSEY HUB | 23.00  | 21.68  | 21.14  | 20.17  | 20.39  | 21.30  | 23.97  | 23.48  | 24.61  | 25.99  | 25.87  | 27.21  | 27.93  | 27.32  | 26.47  | 27.18  | 29.56  | 35.84  | 33.96  | 30.98  | 29.12  | 28.28  | 26.35  | 24.71  | 26 / 28      |
| DA Forecast    | 59.1   | 55.7   | 54.9   | 54.6   | 55.0   | 56.4   | 58.6   | 61.5   | 64.0   | 65.4   | 65.4   | 65.3   | 65.1   | 64.7   | 64.1   | 64.6   | 66.5   | 71.7   | 74.0   | 73.8   | 72.3   | 69.2   | 65.2   | 61.5   | 64 / 67      |



## Preliminary Real-Time Prices with Forecasted and Actual System Load

|                  | HE1    | HE2    | HE3    | HE4    | HE5    | HE6    | HE7    | HE8    | HE9    | HE10   | HE11   | HE12   | HE13   | HE14   | HE15   | HE16   | HE17   | HE18   | HE19   | HE20   | HE21   | HE22   | HE23   | HE24   | avg all/peak |
|------------------|--------|--------|--------|--------|--------|--------|--------|--------|--------|--------|--------|--------|--------|--------|--------|--------|--------|--------|--------|--------|--------|--------|--------|--------|--------------|
| WESTERN HUB      | 19.16  | 13.20  | 20.54  | 15.89  | 14.98  | 17.72  | 20.95  | 22.49  | 24.45  | 24.76  | 24.58  | 24.48  | 24.88  | 24.61  | 24.40  | 23.85  | 24.61  | 33.98  | 27.44  | 27.68  | 27.67  | 26.94  | 22.23  | 20.17  | 23 / 26      |
| BGE              | 19.932 | 13.693 | 21.275 | 16.457 | 16.14  | 18.617 | 21.811 | 23.387 | 25.469 | 25.796 | 25.67  | 25.622 | 26.069 | 25.818 | 25.539 | 24.892 | 25.634 | 34.415 | 28.877 | 30.05  | 31.047 | 28.288 | 23.225 | 20.901 | 24 / 27      |
| COMED            | 17.923 | 12.339 | 19.244 | 14.895 | 11.186 | 15.625 | 19.532 | 20.913 | 22.591 | 22.84  | 22.72  | 22.651 | 22.995 | 22.801 | 22.661 | 22.199 | 22.902 | 29.316 | 25.557 | 25.621 | 25.476 | 24.997 | 20.673 | 18.938 | 21 / 24      |
| DOM              | 19.61  | 13.532 | 21.092 | 16.343 | 16.682 | 18.726 | 21.648 | 23.186 | 25.238 | 25.446 | 25.199 | 25.061 | 25.483 | 25.239 | 24.998 | 24.343 | 25.039 | 32.945 | 28.089 | 28.684 | 29.152 | 27.734 | 22.819 | 20.581 | 24 / 26      |
| NEW JERSEY HUB   | 19.43  | 13.34  | 20.69  | 15.93  | 14.56  | 17.54  | 20.95  | 22.55  | 24.51  | 25.09  | 25.15  | 25.13  | 25.54  | 25.32  | 25.02  | 24.38  | 25.08  | 34.30  | 28.12  | 27.35  | 26.29  | 27.48  | 22.64  | 20.46  | 23 / 26      |
| Percent Forecast | -0.41  | 1.29   | 0.63   | 0.20   | -0.68  | -0.94  | -1.58  | -2.86  | -2.18  | -1.11  | -0.51  | -0.03  | 0.72   | 0.87   | 1.10   | 0.26   | 0.50   | 2.05   | 1.06   | 0.27   | 0.28   | 0.47   | 0.56   | -0.16  |              |
| RTLoad           | 58.825 | 56.428 | 55.278 | 54.701 | 54.664 | 55.882 | 57.713 | 59.77  | 62.65  | 64.64  | 65.072 | 65.246 | 65.566 | 65.241 | 64.815 | 64.789 | 66.8   | 73.23  | 74.783 | 73.998 | 72.525 | 69.524 | 65.606 | 61.405 |              |



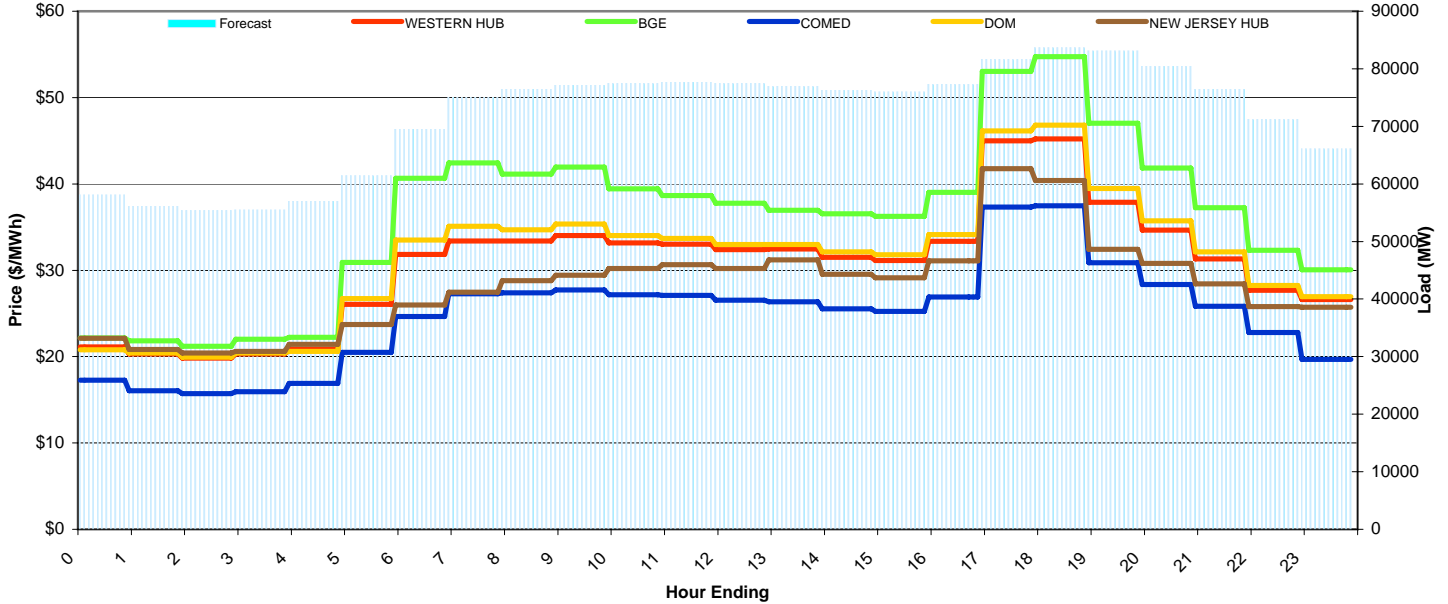
# PJM Daily Report

Monday November 16, 2009

Price Color Codes: ≤0 >=100 >=200

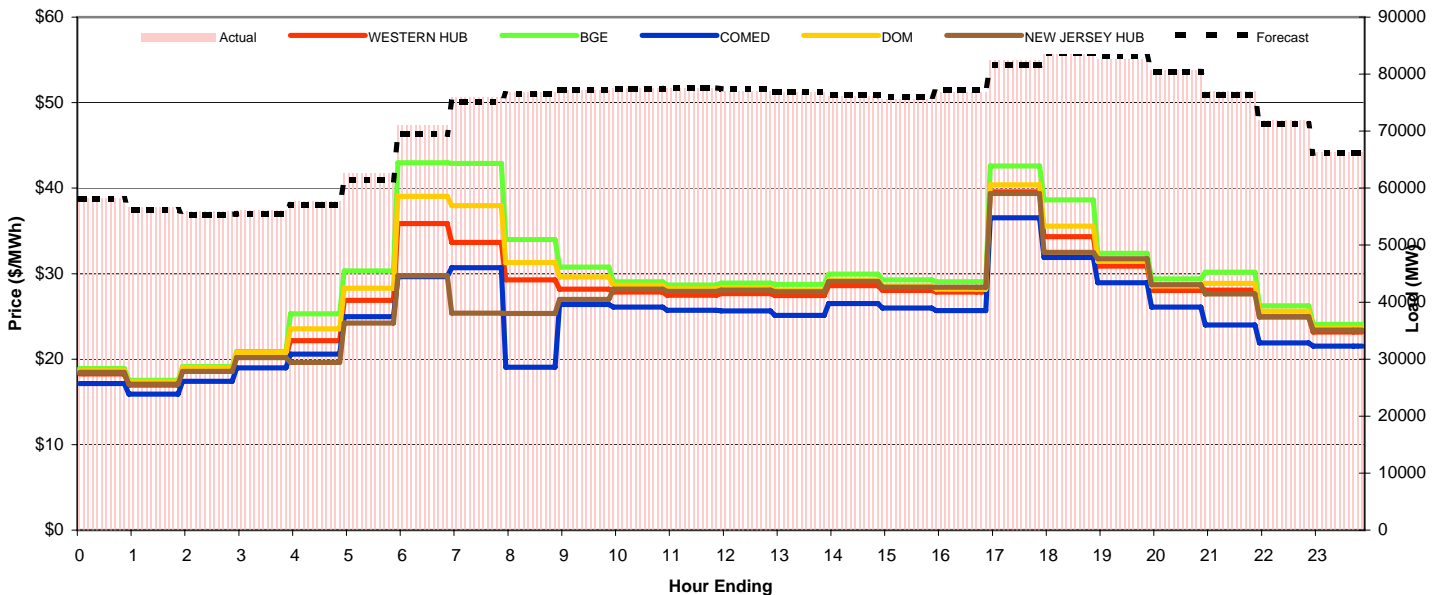
## Day-Ahead Prices and Forecast Load

|                | HE1    | HE2    | HE3    | HE4    | HE5    | HE6    | HE7    | HE8    | HE9    | HE10   | HE11   | HE12   | HE13   | HE14   | HE15   | HE16   | HE17   | HE18   | HE19   | HE20   | HE21   | HE22   | HE23   | HE24   | avg all/peak |
|----------------|--------|--------|--------|--------|--------|--------|--------|--------|--------|--------|--------|--------|--------|--------|--------|--------|--------|--------|--------|--------|--------|--------|--------|--------|--------------|
| WESTERN HUB    | 21.12  | 20.30  | 19.81  | 20.30  | 20.83  | 26.07  | 31.84  | 33.38  | 33.38  | 34.01  | 33.18  | 33.03  | 32.39  | 32.46  | 31.48  | 31.12  | 33.36  | 45.00  | 45.21  | 37.87  | 34.63  | 31.30  | 27.70  | 26.61  | 31 / 34      |
| BGE            | 22.145 | 21.824 | 21.184 | 22.029 | 22.254 | 30.9   | 40.648 | 42.45  | 41.15  | 41.94  | 39.42  | 38.65  | 37.777 | 36.945 | 36.552 | 36.25  | 39.01  | 53.03  | 54.74  | 47.042 | 41.832 | 37.251 | 32.321 | 30.07  | 36 / 41      |
| COMED          | 17.255 | 16.043 | 15.702 | 15.952 | 16.894 | 20.502 | 24.64  | 27.272 | 27.39  | 27.734 | 27.148 | 27.076 | 26.539 | 26.346 | 25.533 | 25.246 | 26.891 | 37.322 | 37.466 | 30.869 | 28.347 | 25.814 | 22.785 | 19.665 | 25 / 28      |
| DOM            | 20.799 | 20.421 | 19.921 | 20.428 | 20.621 | 26.733 | 33.515 | 35.083 | 34.696 | 35.351 | 34.026 | 33.69  | 32.994 | 32.993 | 32.133 | 31.789 | 34.122 | 46.157 | 46.817 | 39.466 | 35.736 | 32.14  | 28.246 | 26.941 | 31 / 35      |
| NEW JERSEY HUB | 22.13  | 20.81  | 20.42  | 20.61  | 21.44  | 23.72  | 26.00  | 27.44  | 28.79  | 29.44  | 30.20  | 30.65  | 30.20  | 31.21  | 29.55  | 29.11  | 31.08  | 41.78  | 40.40  | 32.42  | 30.78  | 28.41  | 25.80  | 25.72  | 28 / 31      |
| DA Forecast    | 58.1   | 56.1   | 55.4   | 55.5   | 57.0   | 61.4   | 69.5   | 75.1   | 76.5   | 77.2   | 77.4   | 77.7   | 77.4   | 76.9   | 76.3   | 76.0   | 77.3   | 81.6   | 83.7   | 83.1   | 80.4   | 76.4   | 71.2   | 66.1   | 72 / 78      |



## Preliminary Real-Time Prices with Forecasted and Actual System Load

|                  | HE1    | HE2    | HE3    | HE4    | HE5    | HE6    | HE7    | HE8    | HE9    | HE10   | HE11   | HE12   | HE13   | HE14   | HE15   | HE16   | HE17   | HE18   | HE19   | HE20   | HE21   | HE22   | HE23   | HE24   | avg all/peak |
|------------------|--------|--------|--------|--------|--------|--------|--------|--------|--------|--------|--------|--------|--------|--------|--------|--------|--------|--------|--------|--------|--------|--------|--------|--------|--------------|
| WESTERN HUB      | 18.25  | 16.97  | 18.58  | 20.27  | 22.16  | 26.87  | 35.85  | 33.66  | 29.26  | 28.20  | 27.87  | 27.49  | 27.67  | 27.45  | 28.61  | 28.05  | 27.86  | 39.57  | 34.33  | 30.89  | 28.02  | 28.07  | 24.94  | 23.16  | 27 / 29      |
| BGE              | 18.887 | 17.524 | 19.142 | 20.872 | 25.318 | 30.333 | 42.965 | 42.913 | 33.987 | 30.751 | 29.041 | 28.657 | 28.901 | 28.747 | 29.939 | 29.284 | 29.049 | 42.598 | 38.634 | 32.368 | 29.364 | 30.186 | 26.25  | 24.056 | 30 / 32      |
| COMED            | 17.137 | 15.908 | 17.387 | 18.973 | 20.591 | 24.966 | 29.631 | 30.689 | 19.042 | 26.37  | 26.091 | 25.726 | 25.643 | 25.099 | 26.509 | 25.965 | 25.672 | 36.536 | 31.88  | 28.922 | 26.096 | 23.993 | 21.881 | 21.536 | 25 / 27      |
| DOM              | 18.627 | 17.353 | 19.017 | 20.78  | 23.547 | 28.301 | 39.041 | 37.939 | 31.296 | 29.595 | 28.62  | 28.208 | 28.353 | 28.077 | 29.221 | 28.556 | 28.182 | 40.399 | 35.559 | 31.447 | 28.571 | 28.861 | 25.592 | 23.627 | 28 / 31      |
| NEW JERSEY HUB   | 18.44  | 17.07  | 18.57  | 20.19  | 19.63  | 24.22  | 29.77  | 25.39  | 25.34  | 27.00  | 28.18  | 27.91  | 28.07  | 27.88  | 29.06  | 28.43  | 28.41  | 39.39  | 32.49  | 31.75  | 28.69  | 27.64  | 24.97  | 23.39  | 26 / 29      |
| Percent Forecast | 0.36   | 0.79   | 0.88   | 0.93   | 1.15   | 1.88   | 2.16   | 1.05   | 0.40   | -0.08  | 0.15   | -0.35  | -0.53  | -0.11  | -0.27  | -0.67  | -0.56  | 1.11   | 0.19   | -0.62  | 0.24   | 0.74   | 0.96   | 0.10   |              |
| RTLoad           | 58.305 | 56.582 | 55.857 | 56.02  | 57.648 | 62.614 | 71.011 | 75.852 | 76.786 | 77.098 | 77.552 | 77.397 | 77.003 | 76.831 | 76.078 | 75.504 | 76.823 | 82.501 | 83.843 | 82.61  | 80.624 | 76.987 | 71.89  | 66.183 |              |

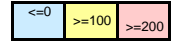




# PJM Daily Report

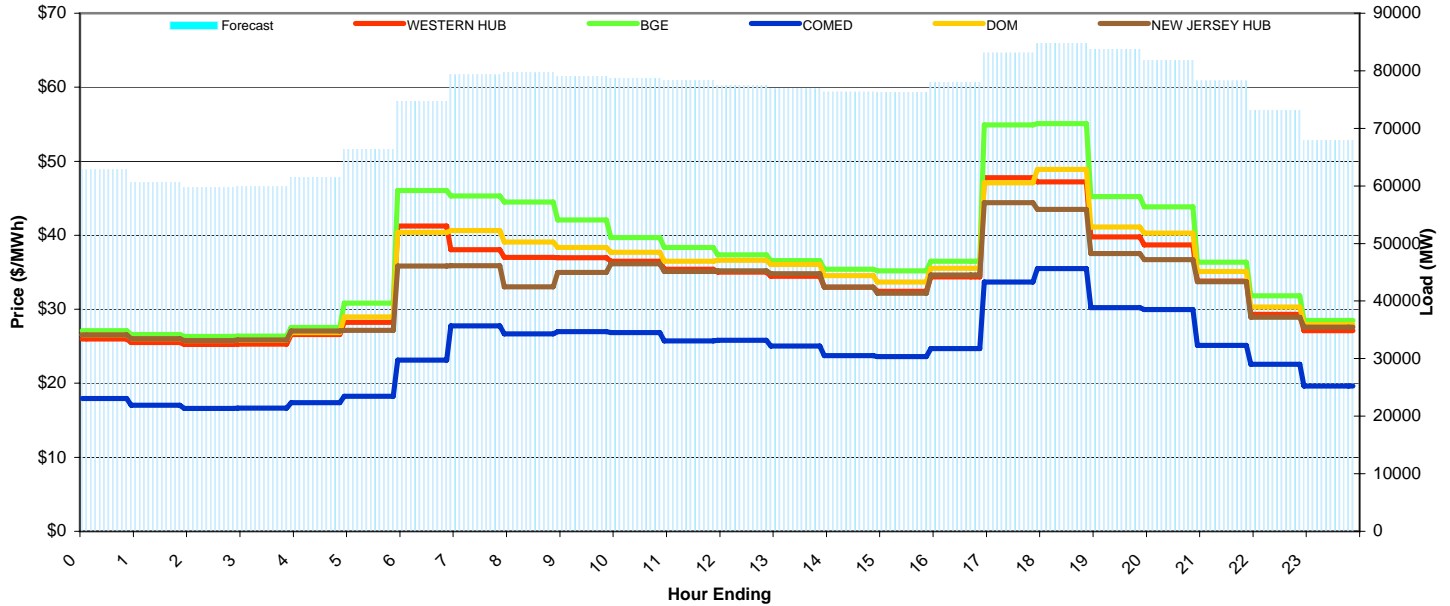
Tuesday November 17, 2009

Price Color Codes:



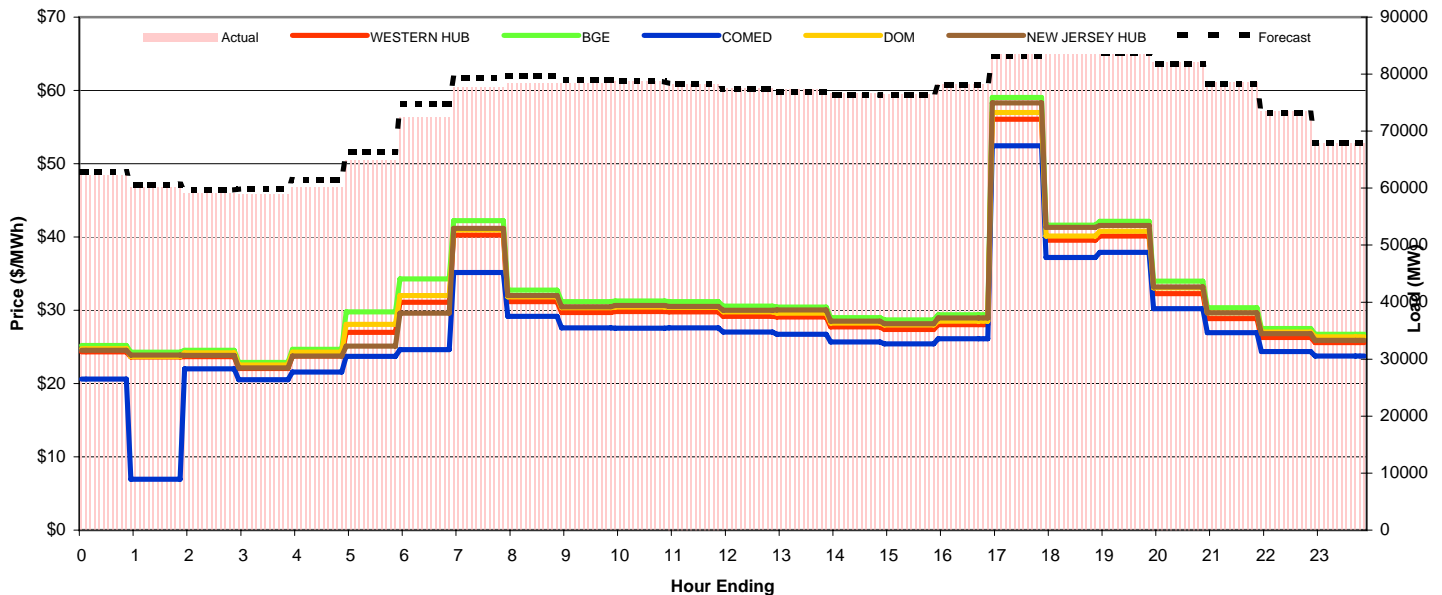
## Day-Ahead Prices and Forecast Load

|                | HE1    | HE2    | HE3    | HE4    | HE5    | HE6    | HE7    | HE8    | HE9    | HE10   | HE11   | HE12   | HE13   | HE14   | HE15   | HE16   | HE17   | HE18   | HE19   | HE20   | HE21   | HE22   | HE23   | HE24   | avg all/peak |
|----------------|--------|--------|--------|--------|--------|--------|--------|--------|--------|--------|--------|--------|--------|--------|--------|--------|--------|--------|--------|--------|--------|--------|--------|--------|--------------|
| WESTERN HUB    | 25.99  | 25.50  | 25.24  | 25.30  | 26.59  | 28.23  | 41.24  | 38.07  | 37.01  | 36.96  | 36.51  | 35.40  | 35.00  | 34.44  | 32.98  | 32.45  | 34.37  | 47.76  | 47.23  | 39.76  | 38.70  | 33.80  | 29.30  | 27.11  | 34 / 37      |
| BGE            | 27.106 | 26.599 | 26.324 | 26.381 | 27.541 | 30.819 | 46.055 | 45.333 | 44.5   | 42.06  | 39.681 | 38.338 | 37.372 | 36.573 | 35.405 | 35.177 | 36.491 | 54.91  | 55.085 | 45.23  | 43.854 | 36.364 | 31.823 | 28.511 | 37 / 41      |
| COMED          | 17.923 | 17.017 | 16.62  | 16.643 | 17.389 | 18.265 | 23.153 | 27.749 | 26.667 | 26.984 | 26.867 | 25.731 | 25.829 | 25.037 | 23.752 | 23.617 | 24.683 | 33.687 | 35.486 | 30.203 | 29.966 | 25.105 | 22.578 | 19.645 | 24 / 27      |
| DOM            | 26.529 | 26.032 | 25.76  | 25.816 | 26.865 | 28.967 | 40.371 | 40.63  | 39.077 | 38.364 | 37.719 | 36.496 | 36.62  | 36.07  | 34.56  | 33.666 | 35.548 | 47.087 | 48.886 | 41.128 | 40.311 | 35.12  | 30.322 | 27.948 | 35 / 38      |
| NEW JERSEY HUB | 26.54  | 26.05  | 25.78  | 25.84  | 27.09  | 27.16  | 35.86  | 35.89  | 33.04  | 34.98  | 36.16  | 35.13  | 35.21  | 34.80  | 32.99  | 32.15  | 34.61  | 44.41  | 43.48  | 37.55  | 36.72  | 33.72  | 28.93  | 27.58  | 33 / 36      |
| DA Forecast    | 62.8   | 60.6   | 59.7   | 59.9   | 61.5   | 66.4   | 74.7   | 79.4   | 79.7   | 79.0   | 78.7   | 78.3   | 77.5   | 76.9   | 76.3   | 76.3   | 78.1   | 83.1   | 84.8   | 83.8   | 81.8   | 78.3   | 73.1   | 67.9   | 74 / 79      |



## Preliminary Real-Time Prices with Forecasted and Actual System Load

|                  | HE1    | HE2    | HE3    | HE4    | HE5    | HE6    | HE7    | HE8    | HE9    | HE10   | HE11   | HE12   | HE13   | HE14   | HE15   | HE16   | HE17   | HE18   | HE19   | HE20   | HE21   | HE22   | HE23   | HE24   | avg all/peak |
|------------------|--------|--------|--------|--------|--------|--------|--------|--------|--------|--------|--------|--------|--------|--------|--------|--------|--------|--------|--------|--------|--------|--------|--------|--------|--------------|
| WESTERN HUB      | 24.31  | 23.61  | 23.69  | 22.07  | 23.74  | 26.98  | 31.08  | 40.28  | 31.20  | 29.71  | 29.84  | 29.77  | 29.15  | 29.09  | 27.72  | 27.38  | 28.04  | 56.07  | 39.56  | 40.14  | 32.29  | 28.89  | 26.27  | 25.58  | 30 / 33      |
| BGE              | 25.185 | 24.264 | 24.54  | 22.895 | 24.691 | 29.8   | 34.278 | 42.248 | 32.74  | 31.179 | 31.267 | 31.174 | 30.555 | 30.447 | 29.006 | 28.7   | 29.397 | 59.057 | 41.595 | 42.144 | 33.995 | 30.367 | 27.513 | 26.724 | 32 / 34      |
| COMED            | 20.599 | 6.9625 | 22.011 | 20.508 | 21.56  | 23.719 | 24.63  | 35.151 | 29.155 | 27.617 | 27.565 | 27.582 | 27.035 | 26.719 | 25.678 | 25.414 | 26.097 | 52.46  | 37.189 | 37.883 | 30.204 | 26.93  | 24.376 | 23.759 | 27 / 30      |
| DOM              | 24.739 | 23.673 | 24.17  | 22.554 | 24.293 | 28.06  | 32.025 | 40.964 | 31.817 | 30.346 | 30.428 | 30.375 | 29.764 | 29.617 | 28.248 | 27.984 | 28.532 | 56.967 | 40.15  | 40.789 | 33.053 | 29.672 | 27.009 | 26.356 | 31 / 33      |
| NEW JERSEY HUB   | 24.55  | 23.90  | 23.83  | 22.16  | 23.74  | 25.11  | 29.61  | 41.19  | 32.01  | 30.50  | 30.67  | 30.53  | 30.00  | 30.03  | 28.51  | 28.16  | 28.93  | 58.31  | 41.33  | 41.58  | 33.19  | 29.63  | 26.80  | 25.89  | 31 / 34      |
| Percent Forecast | -1.04  | -0.83  | -1.04  | -1.66  | -2.21  | -2.32  | -3.15  | -2.13  | -1.78  | -0.92  | -0.06  | -0.13  | 0.05   | 0.39   | 0.43   | 0.15   | 0.17   | 1.21   | 0.42   | 0.24   | 0.40   | 0.28   | 0.39   | -0.12  |              |
| RTLoad           | 62.159 | 60.112 | 59.077 | 58.881 | 60.158 | 64.873 | 72.422 | 77.696 | 78.312 | 78.322 | 78.685 | 78.24  | 77.537 | 77.229 | 76.665 | 76.391 | 78.185 | 84.14  | 85.201 | 83.99  | 82.133 | 78.515 | 73.418 | 67.865 |              |



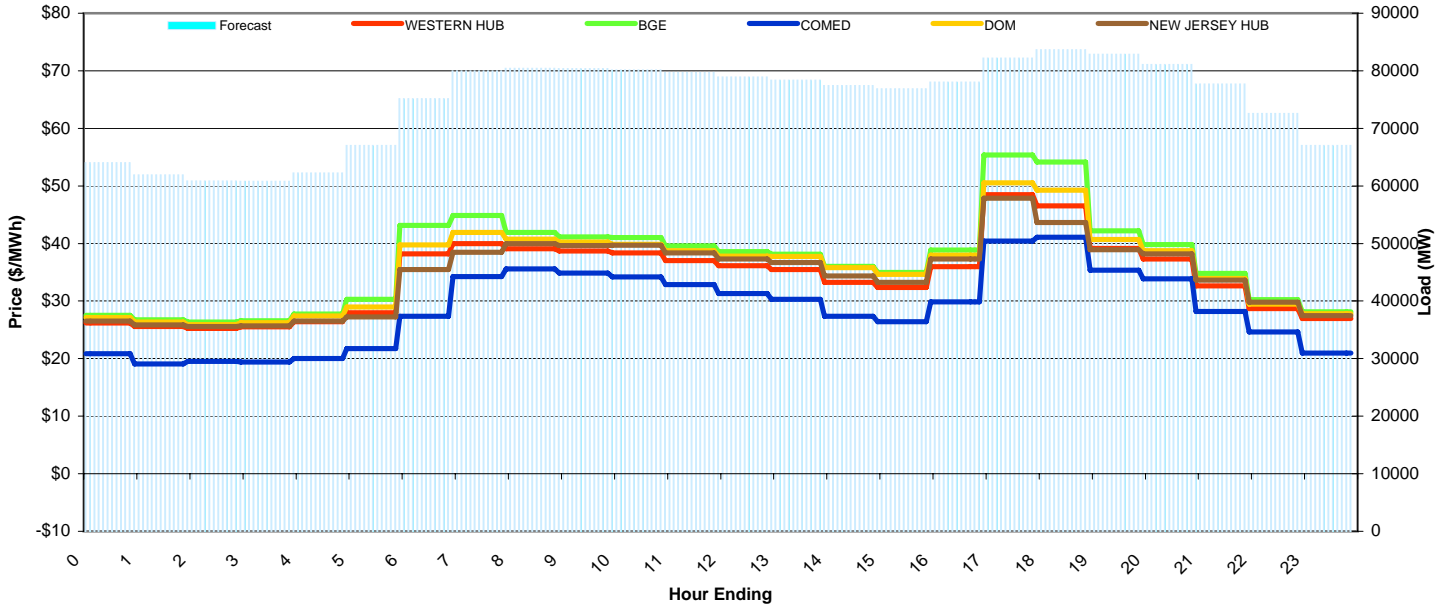
# PJM Daily Report

Wednesday November 18, 2009

Price Color Codes: ≤0 ≥100 ≥200

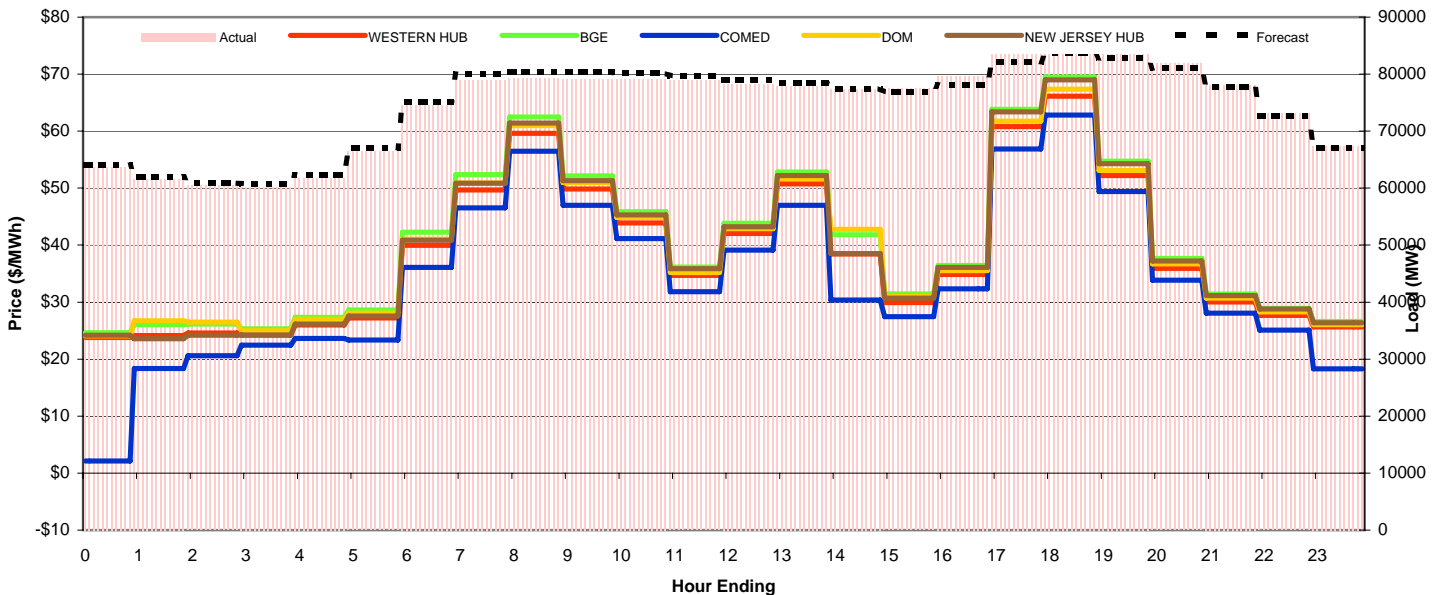
## Day-Ahead Prices and Forecast Load

|                | HE1    | HE2    | HE3    | HE4    | HE5    | HE6    | HE7    | HE8    | HE9    | HE10   | HE11   | HE12   | HE13   | HE14   | HE15   | HE16   | HE17   | HE18   | HE19   | HE20   | HE21   | HE22   | HE23   | HE24   | avg all/peak |
|----------------|--------|--------|--------|--------|--------|--------|--------|--------|--------|--------|--------|--------|--------|--------|--------|--------|--------|--------|--------|--------|--------|--------|--------|--------|--------------|
| WESTERN HUB    | 26.19  | 25.55  | 25.24  | 25.50  | 26.43  | 27.98  | 38.19  | 39.97  | 39.09  | 38.69  | 38.38  | 37.02  | 36.16  | 35.50  | 33.27  | 32.36  | 36.00  | 48.46  | 46.55  | 39.12  | 37.29  | 32.64  | 28.67  | 26.97  | 34 / 37      |
| BGE            | 27.541 | 26.733 | 26.337 | 26.587 | 27.734 | 30.28  | 43.171 | 44.882 | 41.912 | 41.133 | 41.019 | 39.591 | 38.581 | 38.121 | 36.009 | 34.955 | 38.878 | 55.381 | 54.14  | 42.192 | 39.816 | 34.798 | 30.249 | 28.156 | 37 / 41      |
| COMED          | 20.856 | 19.079 | 19.546 | 19.407 | 20.037 | 21.717 | 27.357 | 34.266 | 35.603 | 34.865 | 34.182 | 32.862 | 31.289 | 30.3   | 27.362 | 26.42  | 29.86  | 40.413 | 41.114 | 35.34  | 33.835 | 28.195 | 24.652 | 20.951 | 29 / 33      |
| DOM            | 27.161 | 26.349 | 25.919 | 26.226 | 27.424 | 28.97  | 39.762 | 41.921 | 40.758 | 40.229 | 39.88  | 38.731 | 37.785 | 37.761 | 35.803 | 34.662 | 37.951 | 50.526 | 49.287 | 40.69  | 38.759 | 33.926 | 29.455 | 27.815 | 36 / 39      |
| NEW JERSEY HUB | 26.51  | 25.83  | 25.55  | 25.67  | 26.55  | 27.23  | 35.48  | 38.45  | 40.00  | 39.64  | 39.67  | 38.36  | 37.30  | 36.72  | 34.36  | 33.25  | 37.31  | 47.88  | 43.67  | 38.90  | 38.19  | 33.65  | 29.82  | 27.45  | 34 / 38      |
| DA Forecast    | 64.0   | 61.9   | 60.9   | 60.8   | 62.2   | 67.0   | 75.1   | 80.0   | 80.4   | 80.4   | 80.1   | 79.7   | 79.0   | 78.4   | 77.4   | 76.9   | 78.1   | 82.2   | 83.6   | 82.9   | 81.1   | 77.7   | 72.6   | 67.1   | 75 / 79      |



## Preliminary Real-Time Prices with Forecasted and Actual System Load

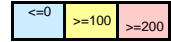
|                  | HE1    | HE2    | HE3    | HE4    | HE5    | HE6    | HE7    | HE8    | HE9    | HE10   | HE11   | HE12   | HE13   | HE14   | HE15   | HE16   | HE17   | HE18   | HE19   | HE20   | HE21   | HE22   | HE23   | HE24   | avg all/peak |
|------------------|--------|--------|--------|--------|--------|--------|--------|--------|--------|--------|--------|--------|--------|--------|--------|--------|--------|--------|--------|--------|--------|--------|--------|--------|--------------|
| WESTERN HUB      | 23.81  | 24.12  | 24.56  | 24.19  | 26.01  | 27.22  | 39.98  | 49.66  | 59.64  | 49.83  | 43.92  | 34.71  | 42.02  | 50.73  | 38.45  | 29.94  | 34.83  | 60.82  | 66.16  | 52.19  | 35.90  | 30.01  | 27.65  | 25.67  | 38 / 44      |
| BGE              | 24.667 | 26.053 | 26.172 | 25.306 | 27.312 | 28.607 | 42.278 | 52.354 | 62.504 | 52.161 | 45.874 | 36.13  | 43.822 | 52.818 | 41.821 | 31.437 | 36.451 | 63.857 | 69.523 | 54.741 | 37.671 | 31.457 | 28.931 | 26.597 | 40 / 46      |
| COMED            | 2.1267 | 18.336 | 20.589 | 22.463 | 23.612 | 23.343 | 36.1   | 46.517 | 56.474 | 46.979 | 41.167 | 31.843 | 39.115 | 46.999 | 30.386 | 27.431 | 32.329 | 56.876 | 62.795 | 49.423 | 33.83  | 28.059 | 25.114 | 18.325 | 34 / 41      |
| DOM              | 24.105 | 26.746 | 26.477 | 25.001 | 27.007 | 28.049 | 41.036 | 50.925 | 60.939 | 50.957 | 44.834 | 35.214 | 42.907 | 51.65  | 42.767 | 30.999 | 35.557 | 61.779 | 67.362 | 53.101 | 36.71  | 30.724 | 28.278 | 26.067 | 40 / 45      |
| NEW JERSEY HUB   | 24.17  | 23.59  | 24.21  | 24.23  | 26.16  | 27.56  | 40.87  | 50.85  | 61.40  | 51.30  | 45.31  | 35.89  | 43.20  | 52.21  | 38.52  | 30.71  | 36.08  | 63.39  | 69.01  | 54.30  | 37.19  | 31.17  | 28.78  | 26.39  | 39 / 46      |
| Percent Forecast | -0.41  | -0.55  | -0.63  | -1.06  | -0.74  | -0.92  | -0.77  | -1.28  | -1.42  | -1.52  | -1.28  | -1.05  | -0.80  | -0.50  | -0.01  | 0.80   | 2.07   | 3.30   | 2.04   | 1.08   | 0.90   | 0.51   | 0.68   | 0.59   |              |
| RTLload          | 63.772 | 61.568 | 60.477 | 60.179 | 61.788 | 66.402 | 74.571 | 78.972 | 79.316 | 79.156 | 79.129 | 78.895 | 78.327 | 77.972 | 77.42  | 77.474 | 79.723 | 85.03  | 85.387 | 83.798 | 81.835 | 78.125 | 73.075 | 67.453 |              |



# PJM Daily Report

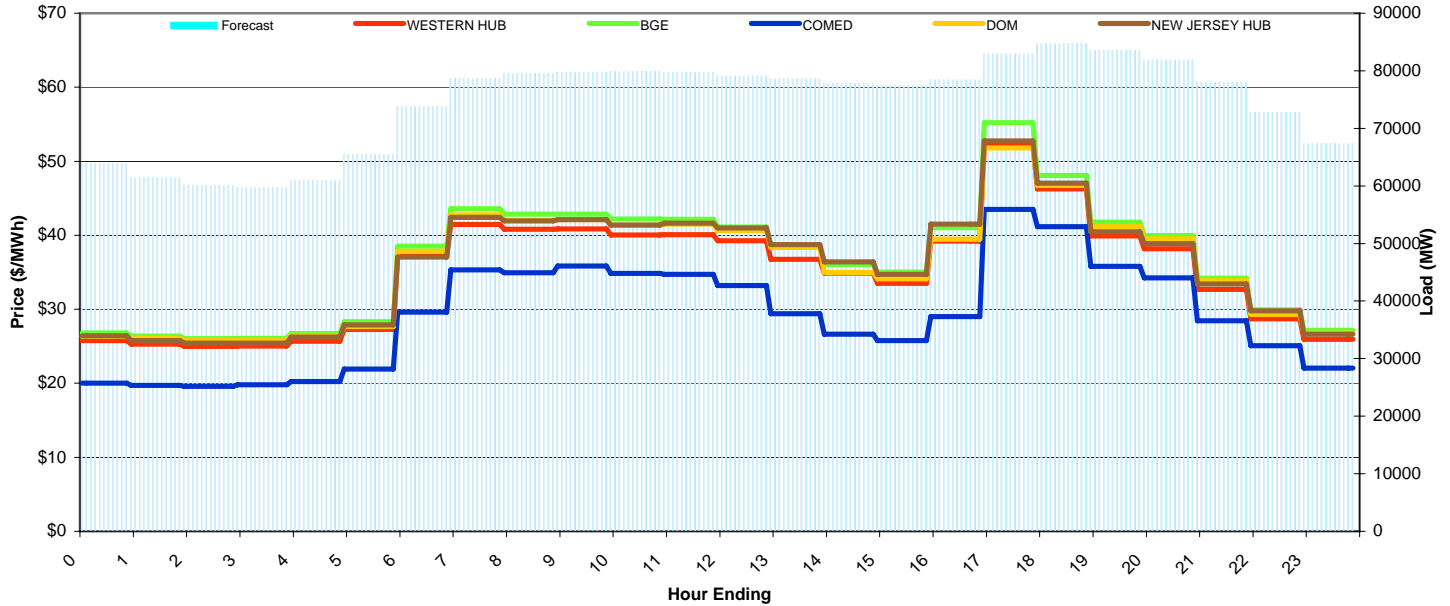
Thursday November 19, 2009

Price Color Codes:



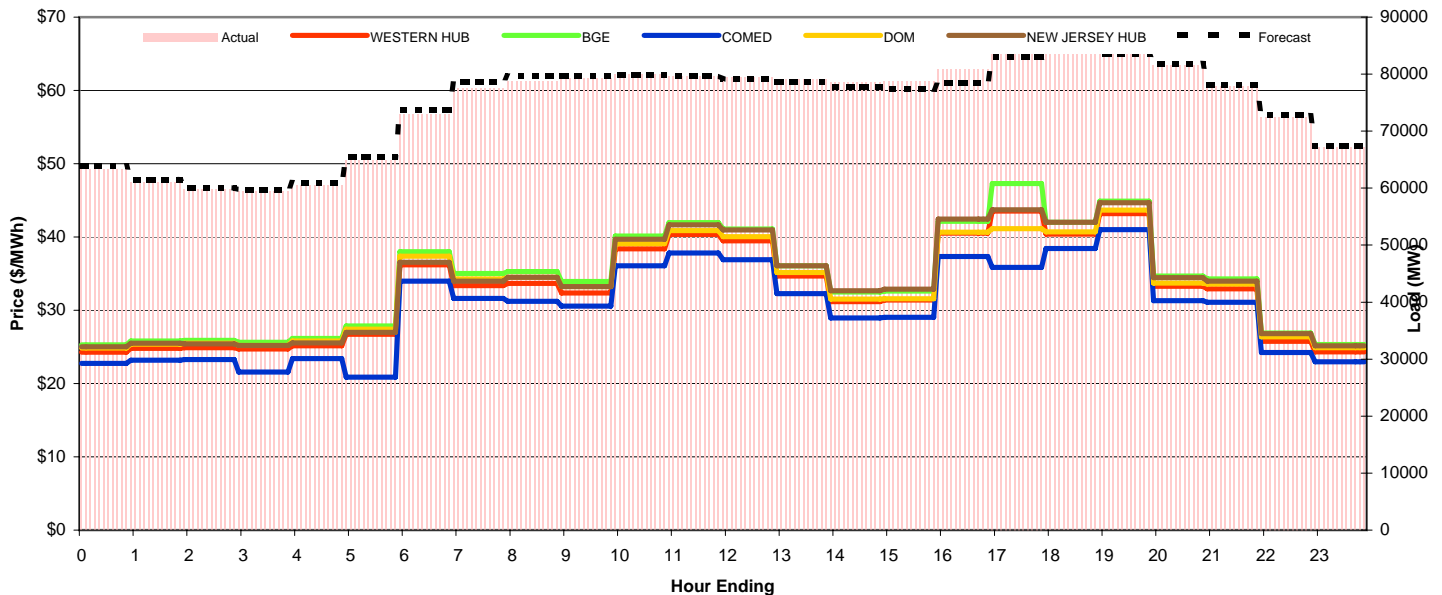
## Day-Ahead Prices and Forecast Load

|                | HE1    | HE2    | HE3    | HE4    | HE5    | HE6    | HE7    | HE8    | HE9    | HE10   | HE11   | HE12   | HE13   | HE14   | HE15   | HE16   | HE17   | HE18   | HE19   | HE20   | HE21   | HE22   | HE23   | HE24   | avg all/peak |
|----------------|--------|--------|--------|--------|--------|--------|--------|--------|--------|--------|--------|--------|--------|--------|--------|--------|--------|--------|--------|--------|--------|--------|--------|--------|--------------|
| WESTERN HUB    | 25.78  | 25.28  | 24.99  | 25.04  | 25.69  | 27.30  | 37.18  | 41.48  | 40.80  | 40.84  | 40.04  | 40.10  | 39.25  | 36.74  | 34.88  | 33.49  | 39.22  | 52.16  | 46.25  | 39.91  | 38.18  | 32.69  | 28.72  | 25.95  | 35 / 39      |
| BGE            | 26.822 | 26.364 | 26.028 | 26.069 | 26.712 | 28.31  | 38.544 | 43.582 | 42.84  | 42.851 | 42.196 | 42.14  | 41.129 | 38.576 | 36.078 | 35.029 | 41.029 | 55.195 | 48.068 | 41.764 | 39.961 | 34.21  | 29.909 | 27.156 | 37 / 41      |
| COMED          | 20.004 | 19.713 | 19.576 | 19.787 | 20.22  | 21.929 | 29.635 | 35.338 | 34.933 | 35.839 | 34.845 | 34.733 | 33.208 | 29.386 | 26.634 | 25.774 | 29.009 | 43.487 | 41.162 | 35.787 | 34.257 | 28.463 | 25.077 | 22.049 | 29 / 33      |
| DOM            | 26.333 | 26.065 | 25.777 | 25.829 | 26.361 | 27.661 | 37.844 | 42.767 | 41.98  | 42.111 | 41.398 | 41.517 | 40.644 | 38.372 | 34.965 | 34.095 | 39.46  | 51.776 | 46.74  | 41.172 | 39.497 | 33.872 | 29.303 | 26.759 | 36 / 40      |
| NEW JERSEY HUB | 26.42  | 25.75  | 25.41  | 25.41  | 26.26  | 27.88  | 37.06  | 42.40  | 41.92  | 42.09  | 41.38  | 41.66  | 40.97  | 38.72  | 36.41  | 34.71  | 41.49  | 52.74  | 47.06  | 40.45  | 38.86  | 33.40  | 29.78  | 26.65  | 36 / 40      |
| DA Forecast    | 63.9   | 61.4   | 60.1   | 59.7   | 60.9   | 65.4   | 73.7   | 78.7   | 79.6   | 79.7   | 79.9   | 79.7   | 79.1   | 78.6   | 77.8   | 77.4   | 78.5   | 82.9   | 84.7   | 83.6   | 81.9   | 78.1   | 72.8   | 67.4   | 74 / 80      |



## Preliminary Real-Time Prices with Forecasted and Actual System Load


|                  | HE1    | HE2    | HE3    | HE4    | HE5    | HE6    | HE7    | HE8    | HE9    | HE10   | HE11   | HE12   | HE13   | HE14   | HE15   | HE16   | HE17   | HE18   | HE19   | HE20   | HE21   | HE22   | HE23   | HE24   | avg all/peak |
|------------------|--------|--------|--------|--------|--------|--------|--------|--------|--------|--------|--------|--------|--------|--------|--------|--------|--------|--------|--------|--------|--------|--------|--------|--------|--------------|
| WESTERN HUB      | 24.29  | 24.80  | 24.89  | 24.71  | 25.16  | 26.71  | 36.20  | 33.36  | 33.66  | 32.37  | 38.40  | 40.37  | 39.46  | 34.69  | 31.17  | 31.38  | 40.52  | 43.55  | 40.38  | 43.18  | 33.27  | 32.90  | 25.78  | 24.32  | 33 / 36      |
| BGE              | 25.267 | 25.81  | 25.91  | 25.635 | 26.175 | 27.843 | 37.991 | 35.037 | 35.277 | 33.95  | 40.116 | 41.953 | 41.083 | 36.087 | 32.478 | 32.627 | 42.16  | 47.299 | 41.993 | 44.908 | 34.657 | 34.291 | 26.901 | 25.34  | 34 / 38      |
| COMED            | 22.755 | 23.199 | 23.285 | 21.578 | 23.392 | 20.877 | 33.97  | 31.631 | 31.237 | 30.573 | 36.086 | 37.825 | 36.909 | 32.26  | 28.931 | 29.034 | 37.333 | 35.832 | 38.447 | 40.985 | 31.294 | 31.07  | 24.253 | 22.957 | 30 / 33      |
| DOM              | 24.829 | 25.35  | 25.504 | 25.216 | 25.817 | 27.432 | 37.378 | 34.28  | 34.505 | 33.227 | 39.075 | 40.883 | 40.022 | 35.132 | 31.514 | 31.593 | 40.663 | 41.134 | 40.706 | 43.681 | 33.725 | 33.591 | 26.357 | 24.9   | 33 / 36      |
| NEW JERSEY HUB   | 25.02  | 25.51  | 25.44  | 25.18  | 25.53  | 26.97  | 36.56  | 33.96  | 34.51  | 33.23  | 39.69  | 41.68  | 40.95  | 36.05  | 32.65  | 32.89  | 42.45  | 43.69  | 41.99  | 44.68  | 34.47  | 33.96  | 26.83  | 25.15  | 34 / 37      |
| Percent Forecast | -0.94  | -0.73  | -0.48  | -0.47  | -0.61  | -0.78  | -1.16  | -1.46  | -1.23  | -0.51  | 0.15   | -0.15  | 0.33   | 0.53   | 0.97   | 1.63   | 2.96   | 2.20   | 0.39   | 0.10   | -0.44  | -0.31  | -0.46  | -0.40  |              |
| RTLLoad          | 63.287 | 60.961 | 59.801 | 59.406 | 60.549 | 64.929 | 72.894 | 77.556 | 78.659 | 79.301 | 80.017 | 79.589 | 79.377 | 79.018 | 78.597 | 78.668 | 80.86  | 84.8   | 85.065 | 83.64  | 81.496 | 77.825 | 72.479 | 67.09  |              |



# PJM Daily Report

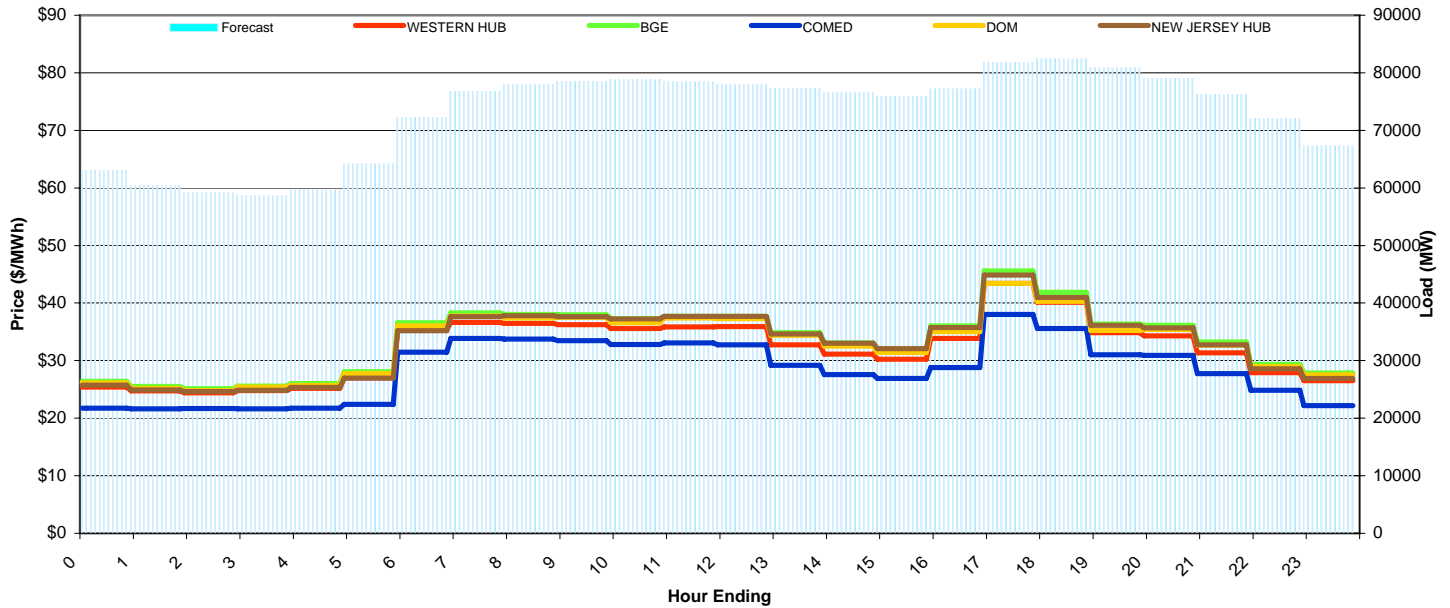
Friday November 20, 2009

Price Color Codes:



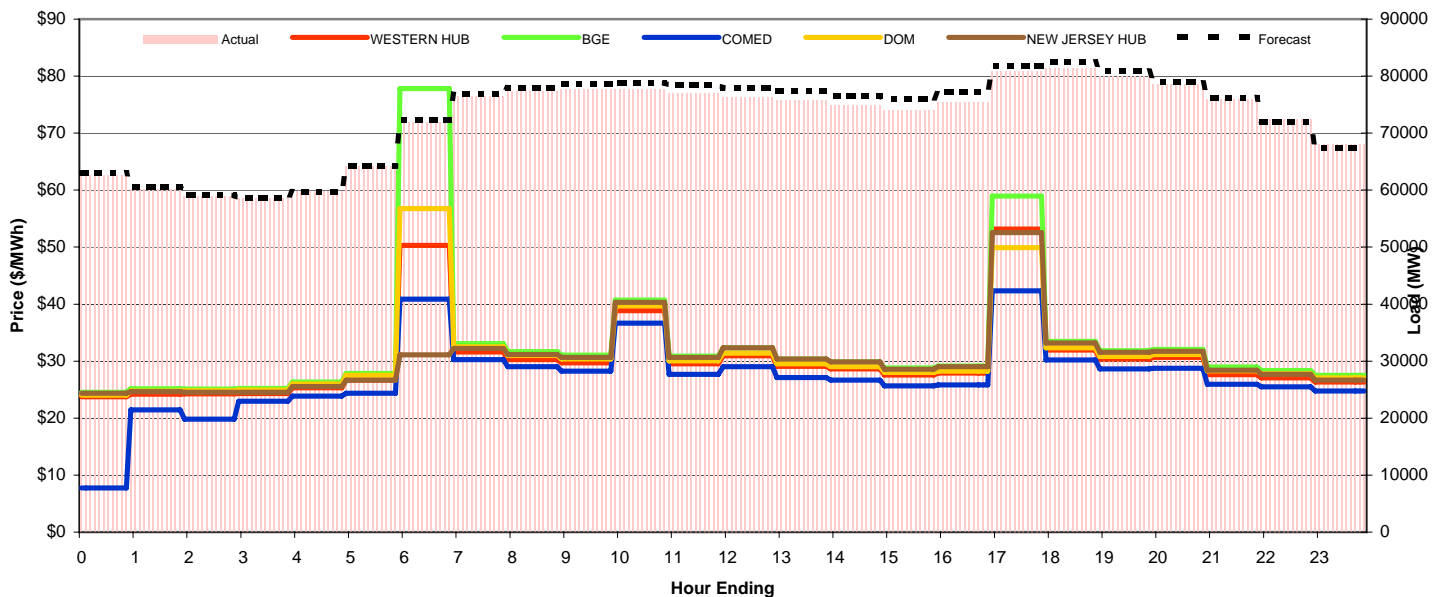
## Day-Ahead Prices and Forecast Load

|                | HE1    | HE2    | HE3    | HE4    | HE5    | HE6    | HE7    | HE8    | HE9    | HE10   | HE11   | HE12   | HE13   | HE14   | HE15   | HE16   | HE17   | HE18   | HE19   | HE20   | HE21   | HE22   | HE23   | HE24   | avg all/peak |
|----------------|--------|--------|--------|--------|--------|--------|--------|--------|--------|--------|--------|--------|--------|--------|--------|--------|--------|--------|--------|--------|--------|--------|--------|--------|--------------|
| WESTERN HUB    | 25.39  | 24.71  | 24.41  | 24.78  | 25.19  | 27.00  | 35.38  | 36.65  | 36.46  | 36.26  | 35.57  | 35.87  | 35.90  | 32.76  | 31.14  | 30.25  | 33.87  | 43.44  | 40.12  | 34.85  | 34.33  | 31.34  | 27.92  | 26.53  | 32 / 35      |
| BGE            | 26.384 | 25.49  | 25.107 | 25.594 | 25.989 | 28.078 | 36.556 | 38.278 | 38.046 | 37.95  | 37.306 | 37.695 | 37.715 | 34.859 | 33.079 | 32.053 | 36.037 | 45.571 | 41.836 | 36.352 | 36.136 | 33.252 | 29.365 | 27.862 | 34 / 37      |
| COMED          | 21.752 | 21.631 | 21.676 | 21.616 | 21.726 | 22.393 | 31.45  | 33.882 | 33.748 | 33.465 | 32.813 | 33.096 | 32.728 | 29.198 | 27.581 | 26.904 | 28.818 | 38.012 | 35.579 | 31.009 | 30.914 | 27.754 | 24.857 | 22.179 | 29 / 31      |
| DOM            | 26.116 | 25.181 | 24.807 | 25.43  | 25.678 | 27.76  | 36.049 | 37.773 | 37.4   | 37.51  | 36.552 | 37.395 | 37.317 | 34.425 | 32.522 | 31.433 | 35.038 | 43.435 | 40.294 | 35.245 | 35.384 | 32.673 | 28.966 | 27.538 | 33 / 36      |
| NEW JERSEY HUB | 25.74  | 24.91  | 24.61  | 24.83  | 25.34  | 26.98  | 35.17  | 37.63  | 37.79  | 37.63  | 37.26  | 37.69  | 37.69  | 34.66  | 33.02  | 32.06  | 35.72  | 44.85  | 40.95  | 36.11  | 35.68  | 32.73  | 28.55  | 26.88  | 33 / 36      |
| DA Forecast    | 63.1   | 60.5   | 59.1   | 58.6   | 59.7   | 64.2   | 72.3   | 76.8   | 78.0   | 78.5   | 78.8   | 78.5   | 77.9   | 77.3   | 76.5   | 76.0   | 77.2   | 81.8   | 82.4   | 80.9   | 79.0   | 76.2   | 72.0   | 67.3   | 73 / 78      |



## Preliminary Real-Time Prices with Forecasted and Actual System Load

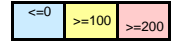
|                  | HE1    | HE2    | HE3    | HE4    | HE5    | HE6    | HE7    | HE8    | HE9    | HE10   | HE11   | HE12   | HE13   | HE14   | HE15   | HE16   | HE17   | HE18   | HE19   | HE20   | HE21   | HE22   | HE23   | HE24   | avg all/peak |
|------------------|--------|--------|--------|--------|--------|--------|--------|--------|--------|--------|--------|--------|--------|--------|--------|--------|--------|--------|--------|--------|--------|--------|--------|--------|--------------|
| WESTERN HUB      | 23.75  | 24.20  | 24.26  | 24.32  | 25.35  | 26.66  | 50.28  | 31.60  | 30.24  | 29.68  | 38.87  | 29.52  | 30.95  | 29.09  | 28.62  | 27.56  | 27.90  | 53.15  | 31.93  | 30.38  | 30.66  | 27.64  | 27.08  | 26.32  | 30 / 32      |
| BGE              | 24.556 | 25.127 | 25.123 | 25.224 | 26.308 | 27.857 | 77.826 | 33.097 | 31.689 | 31.068 | 40.688 | 30.899 | 32.344 | 30.384 | 29.866 | 28.794 | 29.134 | 58.977 | 33.463 | 31.834 | 32.086 | 28.971 | 28.355 | 27.505 | 33 / 33      |
| COMED            | 7.7562 | 21.473 | 19.812 | 22.935 | 23.86  | 24.392 | 40.896 | 30.254 | 29.01  | 28.217 | 36.681 | 27.68  | 29.031 | 27.124 | 26.651 | 25.651 | 25.833 | 42.355 | 30.227 | 28.617 | 28.72  | 25.925 | 25.478 | 24.779 | 27 / 29      |
| DOM              | 24.009 | 24.786 | 24.789 | 24.943 | 26.002 | 27.538 | 56.77  | 32.489 | 31.012 | 30.355 | 39.672 | 30.064 | 31.404 | 29.516 | 29.006 | 28.008 | 28.222 | 49.932 | 32.353 | 30.797 | 31.184 | 28.269 | 27.767 | 27.081 | 31 / 32      |
| NEW JERSEY HUB   | 24.38  | 24.65  | 24.56  | 24.54  | 25.56  | 26.65  | 31.09  | 32.24  | 31.14  | 30.66  | 40.30  | 30.68  | 32.32  | 30.35  | 29.85  | 28.58  | 29.01  | 52.54  | 33.19  | 31.57  | 31.71  | 28.39  | 27.67  | 26.66  | 30 / 33      |
| Percent Forecast | -0.70  | -0.56  | -0.39  | -0.09  | 0.17   | -0.04  | -0.53  | -0.56  | -0.85  | -1.18  | -1.51  | -1.82  | -2.06  | -2.20  | -2.33  | -2.61  | -2.55  | -1.10  | -1.30  | -1.17  | -0.64  | -0.35  | 0.63   | 1.08   |              |
| RTLoad           | 62.614 | 60.128 | 58.903 | 58.57  | 59.773 | 64.152 | 71.937 | 76.396 | 77.298 | 77.607 | 77.653 | 77.058 | 76.376 | 75.683 | 74.786 | 74.032 | 75.319 | 80.902 | 81.365 | 79.946 | 78.471 | 75.981 | 72.483 | 68.048 |              |



# PJM Daily Report

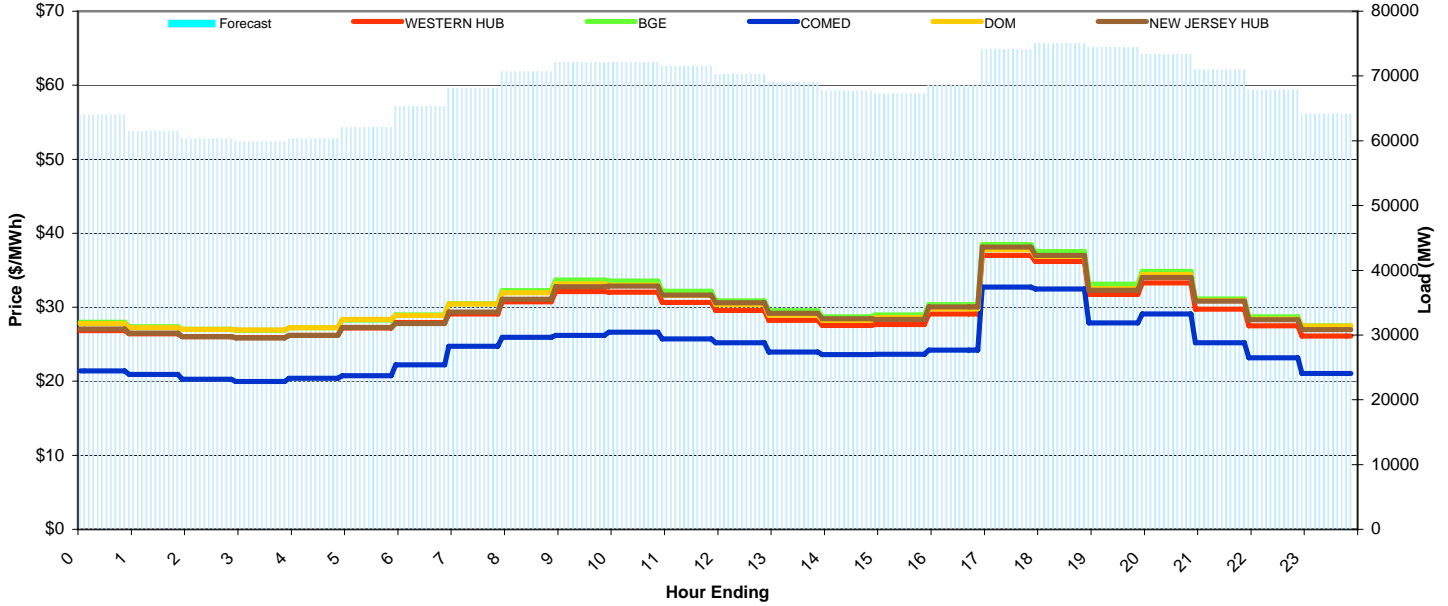
Saturday November 21, 2009

Price Color Codes:



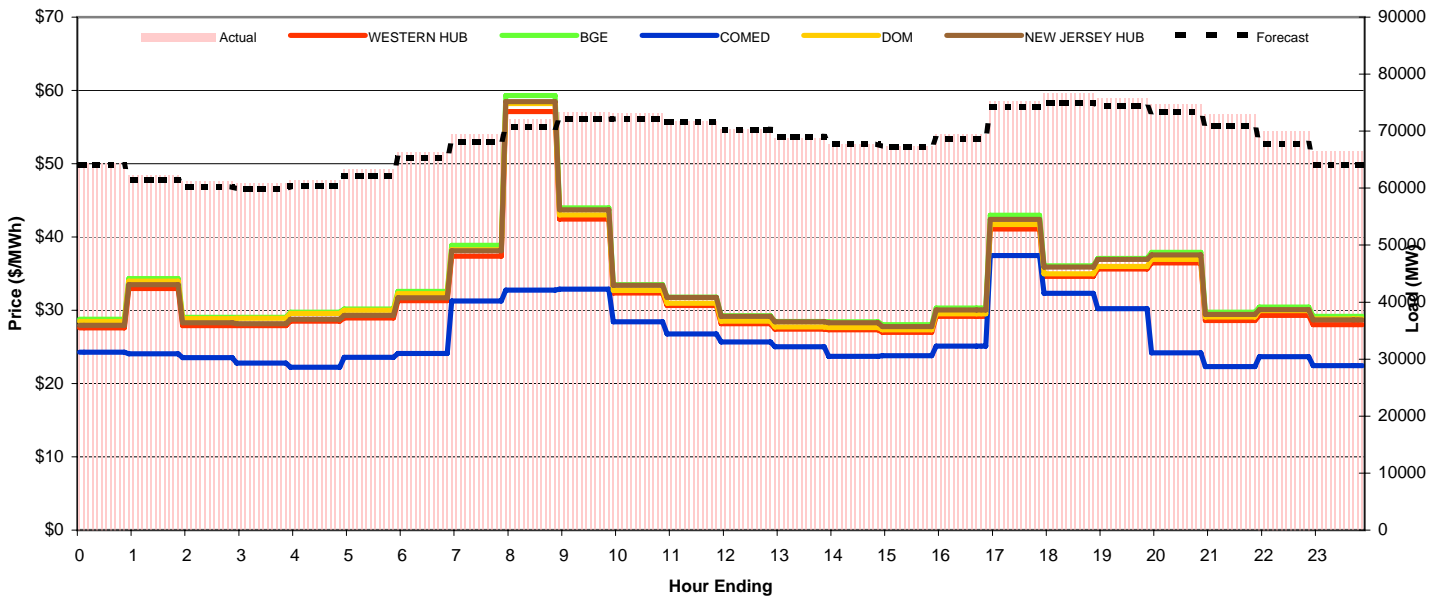
## Day-Ahead Prices and Forecast Load

|                | HE1    | HE2    | HE3    | HE4    | HE5    | HE6    | HE7    | HE8    | HE9    | HE10   | HE11   | HE12   | HE13   | HE14   | HE15   | HE16   | HE17   | HE18   | HE19   | HE20   | HE21   | HE22   | HE23   | HE24   | avg all/peak |
|----------------|--------|--------|--------|--------|--------|--------|--------|--------|--------|--------|--------|--------|--------|--------|--------|--------|--------|--------|--------|--------|--------|--------|--------|--------|--------------|
| WESTERN HUB    | 26.83  | 26.43  | 26.03  | 25.91  | 26.20  | 27.19  | 27.92  | 29.10  | 30.75  | 32.11  | 32.04  | 30.67  | 29.59  | 28.23  | 27.56  | 27.69  | 29.09  | 37.00  | 36.18  | 31.76  | 33.30  | 29.73  | 27.48  | 26.11  | 29 / 31      |
| BGE            | 27.964 | 27.378 | 27.017 | 26.906 | 27.251 | 28.262 | 28.983 | 30.479 | 32.245 | 33.702 | 33.553 | 32.161 | 30.88  | 29.519 | 28.731 | 28.987 | 30.354 | 38.484 | 37.541 | 33.121 | 34.87  | 31.148 | 28.694 | 27.49  | 31 / 32      |
| COMED          | 21.396 | 20.932 | 20.27  | 19.972 | 20.423 | 20.773 | 22.232 | 24.731 | 25.926 | 26.223 | 26.649 | 25.742 | 25.202 | 23.971 | 23.623 | 23.642 | 24.229 | 32.714 | 32.479 | 27.893 | 29.083 | 25.22  | 23.19  | 21.077 | 24 / 26      |
| DOM            | 27.798 | 27.24  | 27.026 | 26.95  | 27.252 | 28.355 | 28.862 | 30.437 | 31.957 | 33.151 | 32.986 | 31.613 | 30.344 | 28.931 | 28.225 | 28.631 | 29.795 | 37.807 | 36.882 | 32.498 | 34.426 | 30.916 | 28.423 | 27.439 | 30 / 32      |
| NEW JERSEY HUB | 27.05  | 26.50  | 26.01  | 25.87  | 26.19  | 27.28  | 27.78  | 29.36  | 31.10  | 32.77  | 32.87  | 31.64  | 30.63  | 29.19  | 28.46  | 28.37  | 30.03  | 38.12  | 37.03  | 32.31  | 34.01  | 30.81  | 28.30  | 26.97  | 30 / 32      |
| DA Forecast    | 64.0   | 61.4   | 60.3   | 59.8   | 60.3   | 62.1   | 65.3   | 68.1   | 70.7   | 72.1   | 72.2   | 71.5   | 70.3   | 69.0   | 67.7   | 67.3   | 68.6   | 74.2   | 75.0   | 74.4   | 73.3   | 71.0   | 67.8   | 64.1   | 68 / 71      |



## Preliminary Real-Time Prices with Forecasted and Actual System Load

|                  | HE1    | HE2    | HE3    | HE4    | HE5    | HE6    | HE7    | HE8    | HE9    | HE10   | HE11   | HE12   | HE13   | HE14   | HE15   | HE16   | HE17   | HE18   | HE19   | HE20   | HE21   | HE22   | HE23   | HE24   | avg all/peak |
|------------------|--------|--------|--------|--------|--------|--------|--------|--------|--------|--------|--------|--------|--------|--------|--------|--------|--------|--------|--------|--------|--------|--------|--------|--------|--------------|
| WESTERN HUB      | 27.61  | 32.99  | 27.89  | 27.89  | 28.53  | 28.97  | 31.30  | 37.38  | 57.11  | 42.44  | 32.34  | 30.66  | 28.15  | 27.42  | 27.35  | 26.97  | 29.15  | 41.10  | 34.62  | 35.64  | 36.48  | 28.60  | 29.31  | 28.05  | 32 / 34      |
| BGE              | 28.793 | 34.317 | 29.029 | 29.056 | 29.72  | 30.176 | 32.591 | 38.862 | 59.309 | 43.972 | 33.493 | 31.797 | 29.256 | 28.479 | 28.422 | 28.035 | 30.32  | 42.962 | 36.09  | 37.085 | 37.922 | 29.755 | 30.44  | 29.19  | 34 / 35      |
| COMED            | 24.293 | 24.058 | 23.537 | 22.797 | 22.226 | 23.586 | 24.117 | 31.274 | 32.747 | 32.895 | 28.447 | 26.765 | 25.659 | 25.038 | 23.707 | 23.785 | 25.095 | 37.482 | 32.32  | 30.231 | 24.171 | 22.311 | 23.68  | 22.433 | 26 / 28      |
| DOM              | 28.463 | 33.987 | 28.848 | 28.908 | 29.577 | 29.987 | 32.261 | 38.266 | 58.201 | 43.025 | 32.708 | 30.967 | 28.495 | 27.729 | 27.659 | 27.336 | 29.51  | 41.684 | 34.97  | 35.978 | 36.949 | 29.079 | 29.963 | 28.8   | 33 / 35      |
| NEW JERSEY HUB   | 27.93  | 33.48  | 28.29  | 28.18  | 28.78  | 29.28  | 31.69  | 38.11  | 58.45  | 43.71  | 33.40  | 31.75  | 29.15  | 28.44  | 28.30  | 27.76  | 30.06  | 42.41  | 35.88  | 36.93  | 37.54  | 29.45  | 30.10  | 28.68  | 33 / 35      |
| Percent Forecast | 0.61   | 1.37   | 1.42   | 1.51   | 1.62   | 1.83   | 1.47   | 1.90   | 1.95   | 1.62   | 1.18   | 0.34   | -0.03  | -0.43  | -0.08  | 0.17   | 1.24   | 1.40   | 2.12   | 1.81   | 1.81   | 2.59   | 3.11   | 3.37   |              |
| RTLoad           | 64.375 | 62.289 | 61.137 | 60.754 | 61.3   | 63.282 | 66.224 | 69.41  | 72.065 | 73.267 | 73.019 | 71.765 | 70.239 | 68.693 | 67.638 | 67.382 | 69.463 | 75.229 | 76.622 | 75.795 | 74.663 | 72.855 | 70.026 | 66.362 |              |



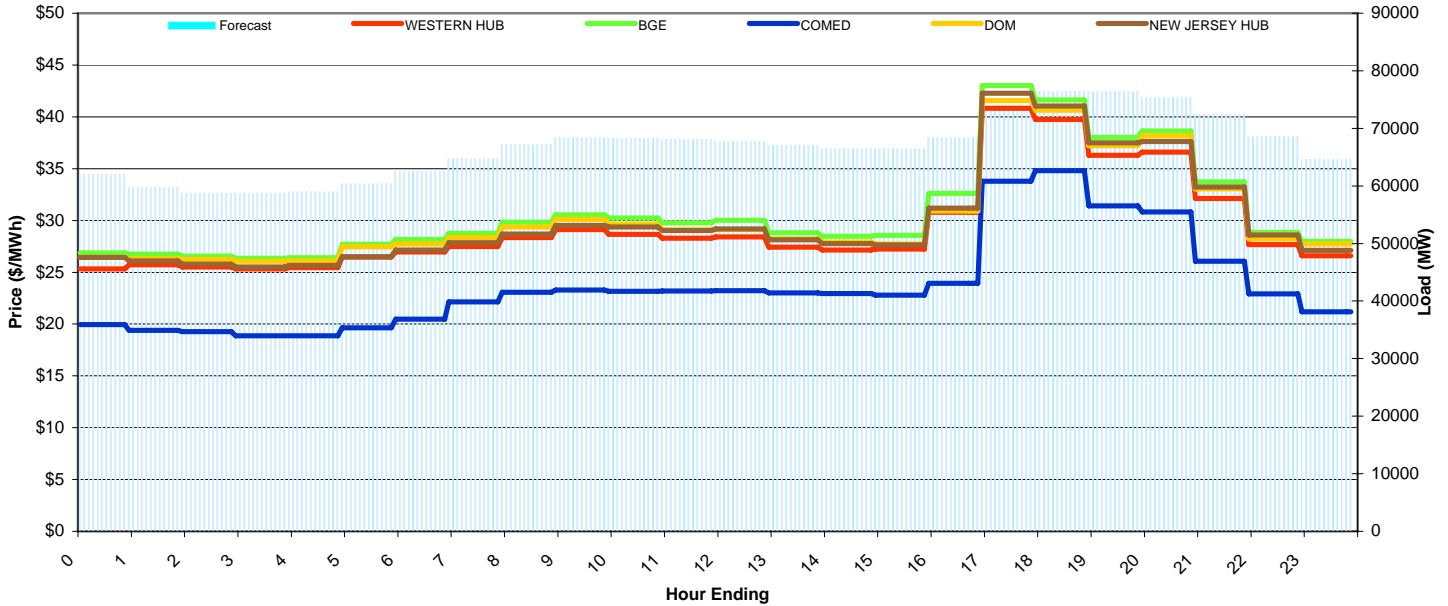
# PJM Daily Report

Sunday November 22, 2009

Price Color Codes: ≤0 ≥100 ≥200

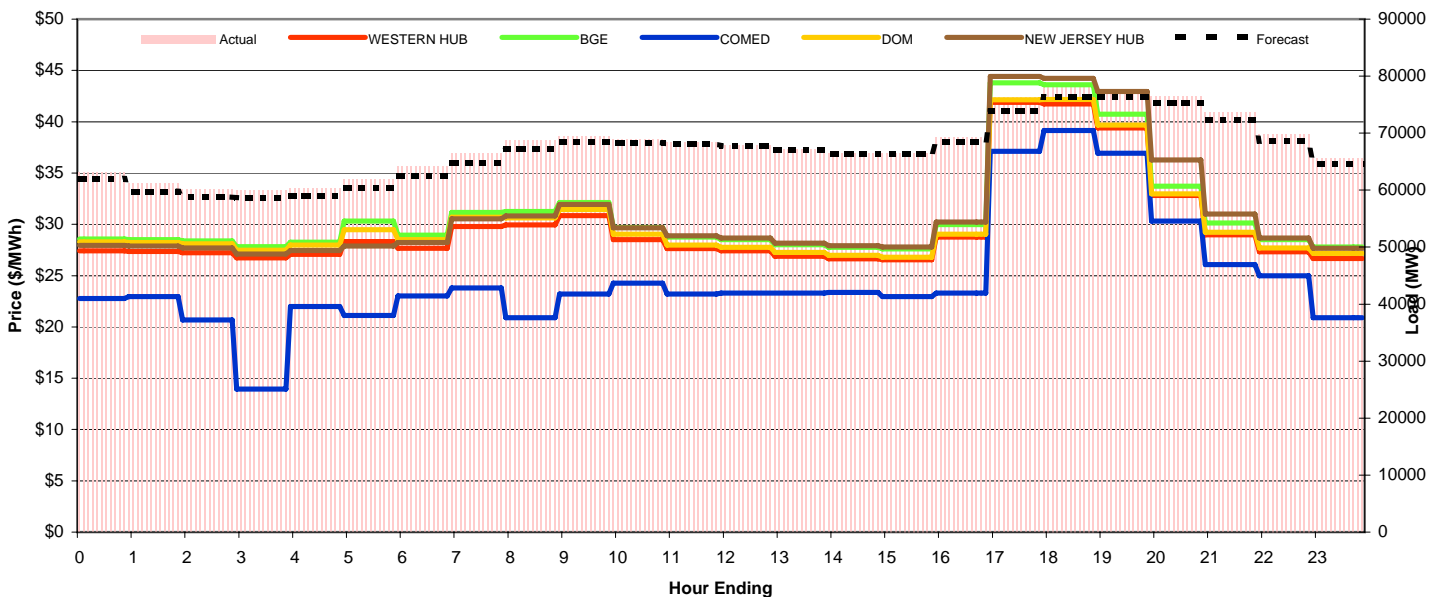
## Day-Ahead Prices and Forecast Load

|                | HE1    | HE2    | HE3    | HE4    | HE5    | HE6    | HE7    | HE8    | HE9    | HE10   | HE11   | HE12   | HE13   | HE14   | HE15   | HE16   | HE17   | HE18   | HE19   | HE20   | HE21   | HE22   | HE23   | HE24   | avg all/peak |
|----------------|--------|--------|--------|--------|--------|--------|--------|--------|--------|--------|--------|--------|--------|--------|--------|--------|--------|--------|--------|--------|--------|--------|--------|--------|--------------|
| WESTERN HUB    | 25.32  | 25.71  | 25.50  | 25.33  | 25.46  | 26.47  | 26.96  | 27.49  | 28.37  | 29.11  | 28.66  | 28.28  | 28.41  | 27.41  | 27.15  | 27.25  | 30.79  | 40.83  | 39.76  | 36.27  | 36.59  | 32.11  | 27.67  | 26.59  | 29 / 31      |
| BGE            | 26.882 | 26.757 | 26.554 | 26.329 | 26.412 | 27.696 | 28.161 | 28.764 | 29.818 | 30.553 | 30.223 | 29.771 | 30.023 | 28.816 | 28.477 | 28.564 | 32.626 | 43.014 | 41.64  | 38.023 | 38.633 | 33.733 | 28.852 | 27.976 | 31 / 33      |
| COMED          | 19.945 | 19.391 | 19.286 | 18.87  | 18.884 | 19.653 | 20.489 | 22.139 | 23.082 | 23.281 | 23.173 | 23.193 | 23.215 | 23.013 | 22.94  | 22.8   | 23.934 | 33.792 | 34.798 | 31.418 | 30.818 | 26.078 | 22.927 | 21.171 | 24 / 26      |
| DOM            | 26.44  | 26.305 | 26.248 | 26.081 | 26.096 | 27.449 | 27.721 | 28.341 | 29.384 | 30.1   | 29.648 | 29.09  | 29.109 | 28.213 | 27.92  | 27.719 | 30.916 | 41.573 | 40.645 | 37.213 | 38.169 | 33.04  | 28.217 | 27.732 | 30 / 32      |
| NEW JERSEY HUB | 26.43  | 26.11  | 25.78  | 25.51  | 25.66  | 26.51  | 27.16  | 27.87  | 28.70  | 29.52  | 29.36  | 29.04  | 29.19  | 28.13  | 27.77  | 27.65  | 31.19  | 42.27  | 41.03  | 37.50  | 37.62  | 33.22  | 28.61  | 27.10  | 30 / 32      |
| DA Forecast    | 62.0   | 59.7   | 58.8   | 58.7   | 59.0   | 60.4   | 62.5   | 64.7   | 67.1   | 68.4   | 68.3   | 68.1   | 67.8   | 67.1   | 66.4   | 66.4   | 68.4   | 73.9   | 76.4   | 76.4   | 75.3   | 72.4   | 68.6   | 64.6   | 67 / 70      |



## Preliminary Real-Time Prices with Forecasted and Actual System Load

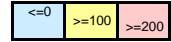
|                  | HE1    | HE2    | HE3    | HE4    | HE5    | HE6    | HE7    | HE8    | HE9    | HE10   | HE11   | HE12   | HE13   | HE14   | HE15   | HE16   | HE17   | HE18   | HE19   | HE20   | HE21   | HE22   | HE23   | HE24   | avg all/peak |
|------------------|--------|--------|--------|--------|--------|--------|--------|--------|--------|--------|--------|--------|--------|--------|--------|--------|--------|--------|--------|--------|--------|--------|--------|--------|--------------|
| WESTERN HUB      | 27.43  | 27.35  | 27.24  | 26.74  | 27.08  | 28.31  | 27.65  | 29.80  | 29.95  | 30.84  | 28.52  | 27.64  | 27.42  | 26.89  | 26.65  | 26.54  | 28.77  | 41.90  | 41.74  | 39.41  | 32.80  | 28.98  | 27.31  | 26.66  | 30 / 31      |
| BGE              | 28.579 | 28.513 | 28.371 | 27.81  | 28.263 | 30.322 | 28.937 | 31.169 | 31.264 | 32.115 | 29.704 | 28.747 | 28.516 | 28.016 | 27.774 | 27.612 | 29.978 | 43.796 | 43.618 | 40.737 | 33.703 | 30.118 | 28.515 | 27.778 | 31 / 32      |
| COMED            | 22.784 | 22.942 | 20.665 | 13.93  | 21.981 | 21.115 | 23.02  | 23.793 | 20.909 | 23.221 | 24.259 | 23.22  | 23.289 | 23.296 | 23.37  | 22.95  | 23.267 | 37.125 | 39.154 | 36.94  | 30.325 | 26.078 | 24.987 | 20.897 | 25 / 27      |
| DOM              | 28.298 | 28.243 | 28.118 | 27.476 | 27.971 | 29.473 | 28.514 | 30.706 | 30.642 | 31.429 | 29.027 | 27.992 | 27.754 | 27.248 | 26.987 | 26.807 | 29.053 | 42.13  | 42.185 | 39.687 | 32.966 | 29.237 | 27.707 | 27.176 | 30 / 31      |
| NEW JERSEY HUB   | 27.95  | 27.88  | 27.69  | 27.11  | 27.44  | 27.87  | 28.23  | 30.54  | 30.83  | 31.93  | 29.65  | 28.88  | 28.68  | 28.16  | 27.92  | 27.79  | 30.24  | 44.41  | 44.22  | 42.96  | 36.27  | 30.99  | 28.68  | 27.66  | 31 / 33      |
| Percent Forecast | 1.69   | 2.38   | 2.25   | 2.14   | 2.19   | 2.49   | 2.51   | 2.65   | 2.24   | 1.50   | 0.89   | 0.29   | 0.08   | 0.01   | 0.02   | 0.16   | 1.30   | 2.99   | 2.20   | 1.67   | 1.45   | 1.78   | 1.82   | 1.48   |              |
| RTLoad           | 63.085 | 61.182 | 60.12  | 59.963 | 60.316 | 61.894 | 64.153 | 66.479 | 68.662 | 69.412 | 68.955 | 68.329 | 67.825 | 67.104 | 66.455 | 66.515 | 69.289 | 76.183 | 78.071 | 77.677 | 76.413 | 73.67  | 69.823 | 65.545 |              |



# PJM Daily Report

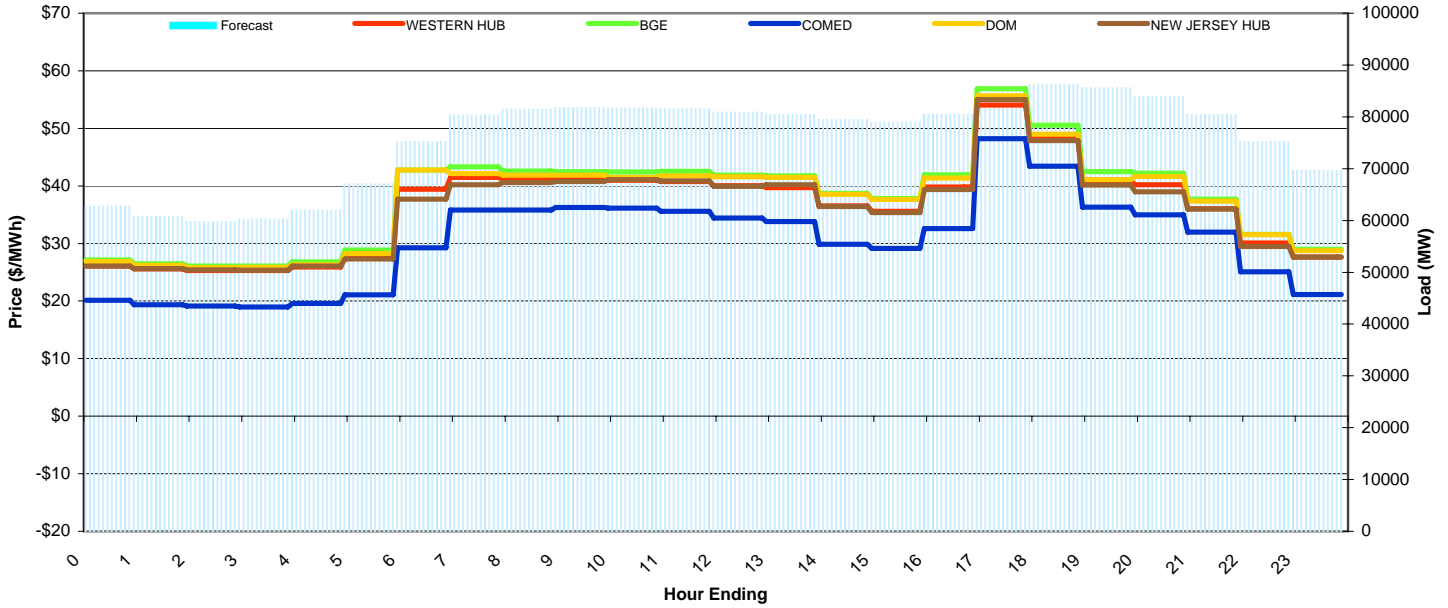
Monday November 23, 2009

Price Color Codes:



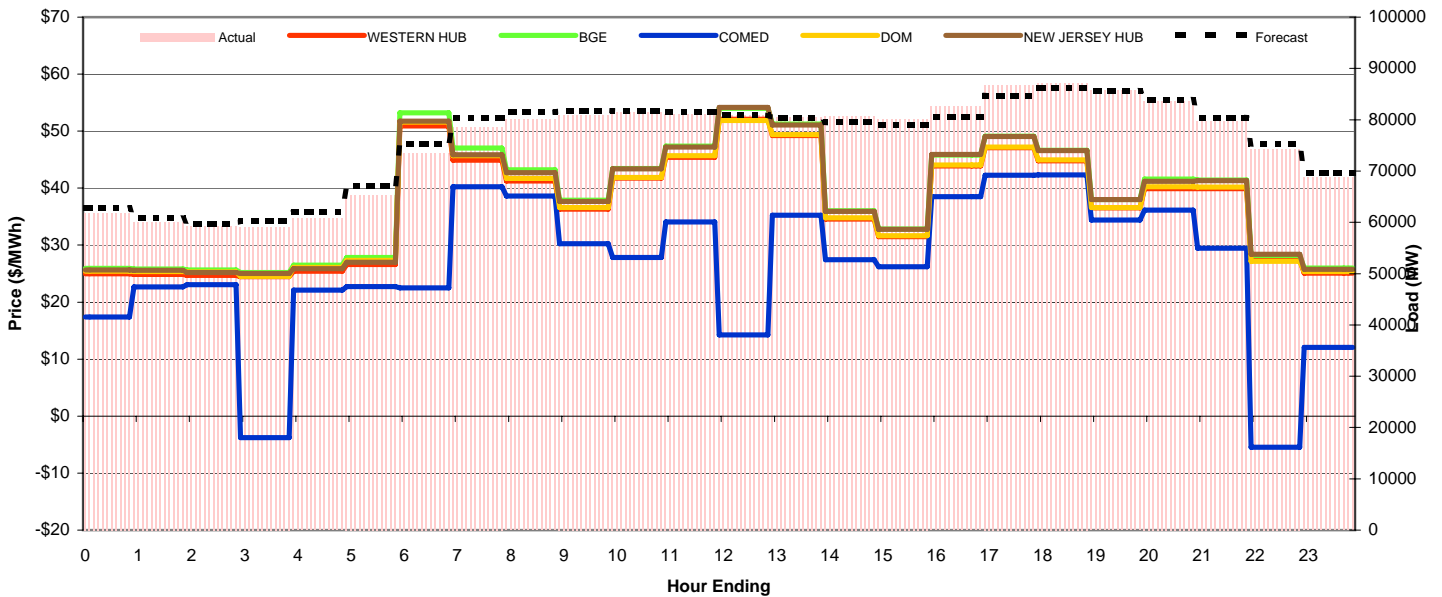
## Day-Ahead Prices and Forecast Load

|                | HE1    | HE2    | HE3    | HE4    | HE5    | HE6    | HE7    | HE8    | HE9    | HE10   | HE11   | HE12   | HE13   | HE14   | HE15   | HE16   | HE17   | HE18   | HE19   | HE20   | HE21   | HE22   | HE23   | HE24   | avg all/peak |
|----------------|--------|--------|--------|--------|--------|--------|--------|--------|--------|--------|--------|--------|--------|--------|--------|--------|--------|--------|--------|--------|--------|--------|--------|--------|--------------|
| WESTERN HUB    | 26.07  | 25.61  | 25.31  | 25.30  | 25.89  | 27.76  | 39.42  | 41.48  | 41.08  | 41.10  | 41.00  | 40.76  | 40.06  | 39.70  | 36.51  | 35.61  | 39.81  | 54.07  | 48.67  | 40.86  | 40.21  | 36.04  | 30.06  | 27.65  | 36 / 40      |
| BGE            | 27.124 | 26.458 | 26.075 | 26.07  | 26.817 | 28.854 | 42.74  | 43.318 | 42.607 | 42.5   | 42.403 | 42.559 | 41.887 | 41.784 | 38.717 | 37.803 | 41.934 | 56.884 | 50.557 | 42.478 | 42.194 | 37.724 | 31.567 | 29.001 | 38 / 42      |
| COMED          | 20.159 | 19.367 | 19.116 | 18.974 | 19.605 | 21.067 | 29.238 | 35.792 | 35.83  | 36.248 | 36.126 | 35.567 | 34.428 | 33.832 | 29.881 | 29.142 | 32.586 | 48.189 | 43.41  | 36.302 | 34.957 | 32     | 25.094 | 21.157 | 30 / 35      |
| DOM            | 26.841 | 26.19  | 25.806 | 25.849 | 26.309 | 28.257 | 42.738 | 42.171 | 41.849 | 41.853 | 41.477 | 41.771 | 41.612 | 41.474 | 38.53  | 37.634 | 41.347 | 55.668 | 48.984 | 41.101 | 41.654 | 37.395 | 31.554 | 28.756 | 37 / 42      |
| NEW JERSEY HUB | 26.08  | 25.62  | 25.44  | 25.38  | 26.10  | 27.32  | 37.72  | 40.21  | 40.59  | 40.76  | 41.10  | 40.85  | 39.95  | 40.19  | 36.40  | 35.38  | 39.37  | 54.96  | 47.85  | 40.12  | 39.00  | 35.99  | 29.46  | 27.66  | 36 / 40      |
| DA Forecast    | 62.8   | 60.8   | 59.8   | 60.3   | 62.0   | 67.1   | 75.3   | 80.3   | 81.5   | 81.8   | 81.7   | 81.6   | 80.9   | 80.4   | 79.5   | 79.0   | 80.5   | 84.7   | 86.3   | 85.6   | 83.9   | 80.4   | 75.2   | 69.7   | 76 / 81      |



## Preliminary Real-Time Prices with Forecasted and Actual System Load

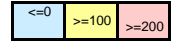
|                  | HE1    | HE2    | HE3    | HE4    | HE5    | HE6    | HE7    | HE8    | HE9    | HE10   | HE11   | HE12   | HE13   | HE14   | HE15   | HE16   | HE17   | HE18   | HE19   | HE20   | HE21   | HE22   | HE23   | HE24   | avg all/peak |
|------------------|--------|--------|--------|--------|--------|--------|--------|--------|--------|--------|--------|--------|--------|--------|--------|--------|--------|--------|--------|--------|--------|--------|--------|--------|--------------|
| WESTERN HUB      | 24.97  | 24.83  | 24.68  | 24.49  | 25.44  | 26.62  | 50.91  | 44.89  | 41.26  | 36.31  | 41.77  | 45.43  | 52.08  | 49.21  | 34.60  | 31.47  | 43.89  | 47.11  | 44.81  | 36.54  | 39.89  | 39.88  | 27.42  | 25.08  | 37 / 41      |
| BGE              | 25.932 | 25.817 | 25.666 | 25.217 | 26.515 | 27.827 | 53.194 | 47.052 | 43.217 | 37.881 | 43.457 | 47.35  | 54.007 | 51.254 | 36.011 | 32.841 | 45.82  | 49.139 | 46.659 | 38.009 | 41.569 | 41.396 | 28.171 | 25.977 | 38 / 43      |
| COMED            | 17.389 | 22.648 | 23.062 | -3.769 | 22.086 | 22.708 | 22.487 | 40.242 | 38.628 | 30.266 | 27.85  | 34.084 | 14.235 | 35.256 | 27.451 | 26.189 | 38.505 | 42.281 | 42.293 | 34.422 | 36.118 | 29.477 | -5.445 | 12.036 | 26 / 31      |
| DOM              | 25.423 | 25.338 | 25.294 | 24.546 | 26.103 | 27.31  | 51.587 | 45.707 | 41.729 | 36.62  | 41.897 | 45.702 | 51.856 | 49.381 | 34.771 | 31.677 | 44.051 | 47.218 | 44.962 | 36.59  | 40.218 | 40.181 | 27.181 | 25.389 | 37 / 41      |
| NEW JERSEY HUB   | 25.67  | 25.56  | 25.19  | 25.02  | 25.87  | 26.97  | 51.78  | 45.87  | 42.70  | 37.65  | 43.40  | 47.18  | 54.15  | 51.06  | 35.91  | 32.76  | 45.93  | 49.07  | 46.60  | 37.99  | 41.22  | 41.33  | 28.41  | 25.74  | 38 / 43      |
| Percent Forecast | -1.37  | -1.15  | -0.84  | -1.89  | -2.05  | -2.70  | -2.39  | -2.19  | -1.82  | -1.15  | -0.34  | -0.60  | -0.06  | 0.12   | 1.51   | 1.49   | 2.59   | 2.39   | 0.94   | 0.10   | -0.38  | -0.88  | -1.11  | -1.38  |              |
| RTLoad           | 61.904 | 60.091 | 59.266 | 59.149 | 60.748 | 65.315 | 73.498 | 78.612 | 80.014 | 80.873 | 81.459 | 81.07  | 80.863 | 80.496 | 80.706 | 80.194 | 82.62  | 86.755 | 87.077 | 85.693 | 83.563 | 79.708 | 74.38  | 68.725 |              |



# PJM Daily Report

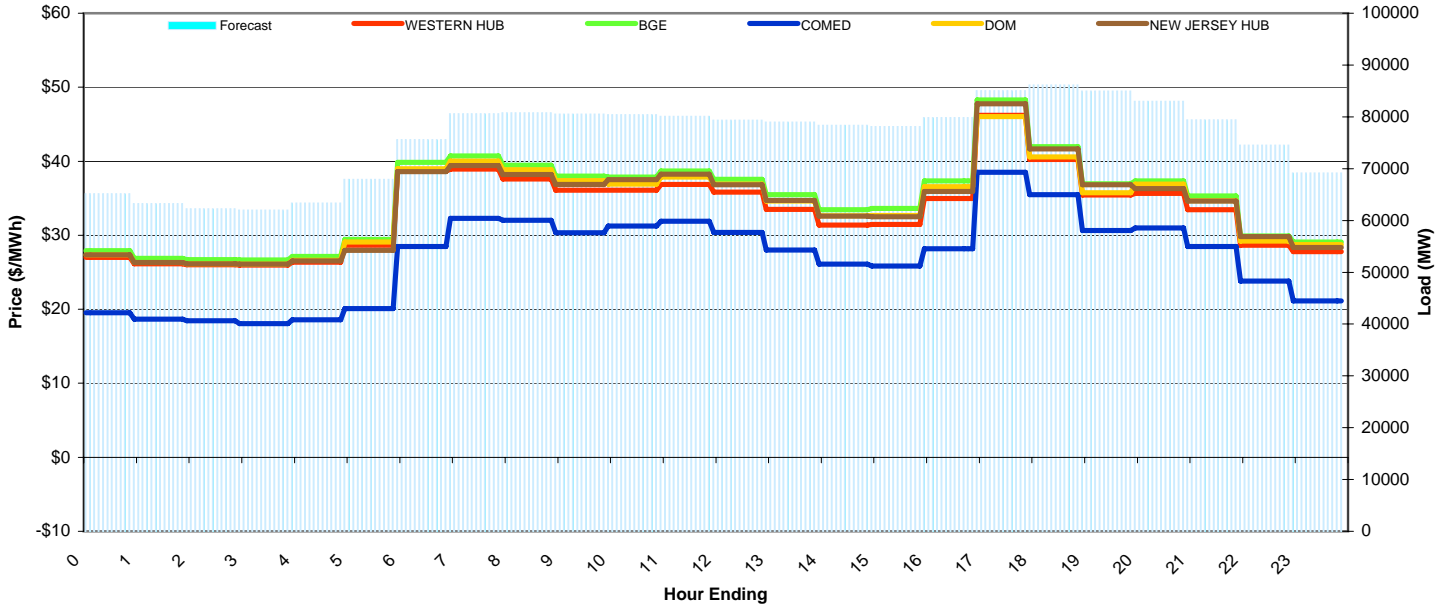
Tuesday November 24, 2009

Price Color Codes:



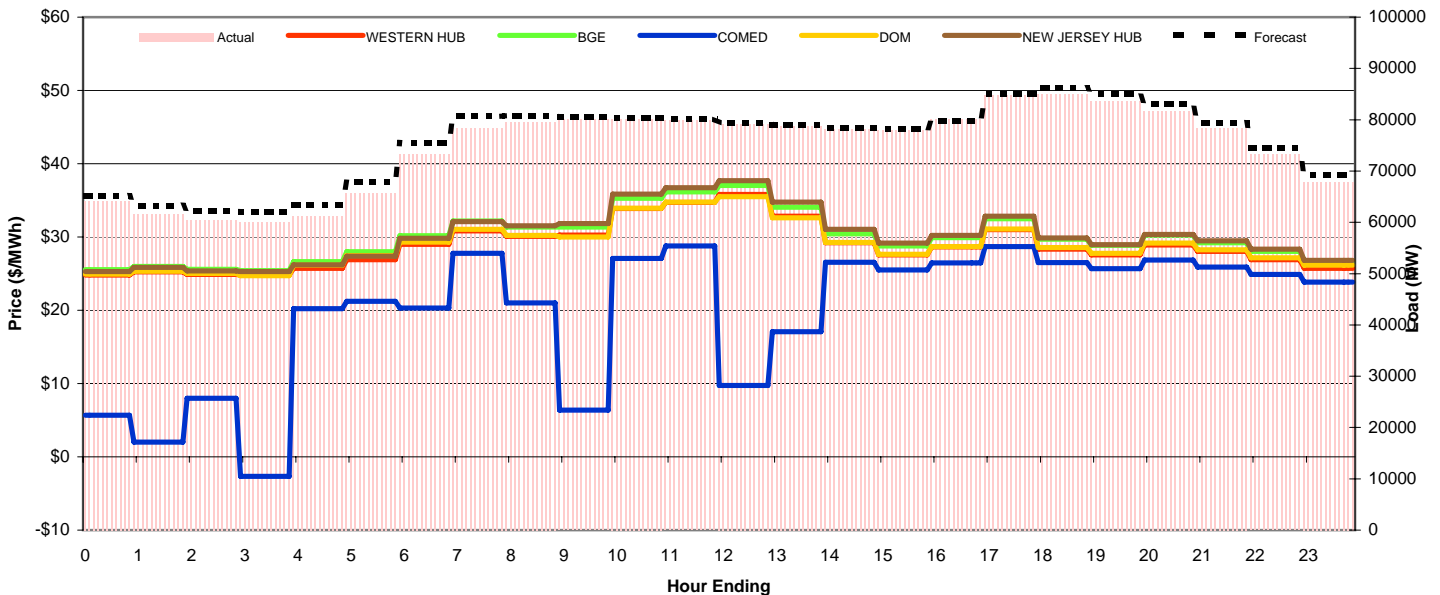
## Day-Ahead Prices and Forecast Load

|                | HE1    | HE2    | HE3    | HE4    | HE5    | HE6    | HE7    | HE8    | HE9    | HE10   | HE11   | HE12   | HE13   | HE14   | HE15   | HE16   | HE17   | HE18   | HE19   | HE20   | HE21   | HE22   | HE23   | HE24   | avg all/peak |
|----------------|--------|--------|--------|--------|--------|--------|--------|--------|--------|--------|--------|--------|--------|--------|--------|--------|--------|--------|--------|--------|--------|--------|--------|--------|--------------|
| WESTERN HUB    | 27.03  | 26.14  | 26.00  | 25.95  | 26.38  | 28.65  | 38.63  | 38.92  | 37.62  | 36.07  | 36.07  | 36.87  | 35.82  | 33.48  | 31.38  | 31.46  | 34.95  | 46.19  | 40.24  | 35.46  | 35.64  | 33.46  | 28.65  | 27.80  | 33 / 36      |
| BGE            | 27.922 | 26.891 | 26.691 | 26.653 | 27.157 | 29.421 | 39.83  | 40.704 | 39.465 | 37.971 | 37.877 | 38.68  | 37.567 | 35.488 | 33.441 | 33.63  | 37.333 | 48.293 | 41.985 | 36.961 | 37.344 | 35.3   | 29.893 | 29.103 | 35 / 38      |
| COMED          | 19.529 | 18.682 | 18.453 | 18.049 | 18.6   | 20.092 | 28.477 | 32.273 | 32.022 | 30.323 | 31.253 | 31.894 | 30.399 | 27.999 | 26.086 | 25.854 | 28.164 | 38.513 | 35.476 | 30.658 | 30.999 | 28.491 | 23.829 | 21.118 | 27 / 30      |
| DOM            | 27.377 | 26.328 | 26.137 | 26.1   | 26.602 | 29.074 | 38.967 | 40.026 | 38.868 | 37.381 | 36.904 | 37.847 | 36.892 | 34.626 | 32.646 | 32.688 | 36.582 | 46.046 | 40.58  | 35.74  | 36.924 | 34.669 | 29.195 | 28.723 | 34 / 37      |
| NEW JERSEY HUB | 27.35  | 26.32  | 26.16  | 26.10  | 26.51  | 27.98  | 38.60  | 39.41  | 38.20  | 36.86  | 37.53  | 38.26  | 36.82  | 34.70  | 32.60  | 32.48  | 35.91  | 47.77  | 41.66  | 36.83  | 36.30  | 34.63  | 29.81  | 28.36  | 34 / 37      |
| DA Forecast    | 65.2   | 63.3   | 62.3   | 62.0   | 63.4   | 67.9   | 75.6   | 80.6   | 80.8   | 80.6   | 80.4   | 80.1   | 79.4   | 79.0   | 78.4   | 78.1   | 79.8   | 85.0   | 86.2   | 85.0   | 83.0   | 79.4   | 74.5   | 69.2   | 76 / 81      |



## Preliminary Real-Time Prices with Forecasted and Actual System Load

|                  | HE1    | HE2    | HE3    | HE4    | HE5    | HE6    | HE7    | HE8    | HE9    | HE10   | HE11   | HE12   | HE13   | HE14   | HE15   | HE16   | HE17   | HE18   | HE19   | HE20   | HE21   | HE22   | HE23   | HE24   | avg all/peak |
|------------------|--------|--------|--------|--------|--------|--------|--------|--------|--------|--------|--------|--------|--------|--------|--------|--------|--------|--------|--------|--------|--------|--------|--------|--------|--------------|
| WESTERN HUB      | 24.78  | 25.24  | 24.87  | 24.81  | 25.73  | 26.91  | 28.99  | 30.82  | 30.10  | 30.28  | 33.87  | 34.73  | 35.81  | 32.84  | 29.22  | 27.54  | 28.63  | 31.02  | 28.33  | 27.57  | 28.92  | 28.01  | 26.90  | 25.72  | 29 / 30      |
| BGE              | 25.562 | 25.983 | 25.59  | 25.403 | 26.639 | 28.006 | 30.174 | 32.169 | 31.356 | 31.342 | 35.3   | 36.174 | 37.042 | 34.063 | 30.455 | 28.764 | 29.897 | 32.486 | 29.688 | 28.883 | 30.275 | 29.232 | 28.021 | 26.774 | 30 / 32      |
| COMED            | 5.6769 | 2.0125 | 7.9815 | -2.67  | 20.222 | 21.204 | 20.306 | 27.763 | 20.993 | 6.3954 | 27.076 | 28.79  | 9.7491 | 17.082 | 26.549 | 25.506 | 26.452 | 28.694 | 26.494 | 25.688 | 26.847 | 25.905 | 24.891 | 23.823 | 20 / 23      |
| DOM              | 24.94  | 25.34  | 25.01  | 24.698 | 26.157 | 27.466 | 29.291 | 31.065 | 30.223 | 30.011 | 33.913 | 34.772 | 35.51  | 32.617 | 29.242 | 27.624 | 28.699 | 31.113 | 28.548 | 27.763 | 29.159 | 28.233 | 27.144 | 26.152 | 29 / 30      |
| NEW JERSEY HUB   | 25.30  | 25.83  | 25.37  | 25.30  | 26.22  | 27.37  | 29.82  | 32.11  | 31.52  | 31.84  | 35.86  | 36.74  | 37.67  | 34.74  | 31.04  | 29.17  | 30.20  | 32.83  | 29.89  | 28.94  | 30.36  | 29.46  | 28.35  | 26.81  | 30 / 32      |
| Percent Forecast | -1.62  | -2.65  | -3.10  | -3.22  | -3.40  | -3.44  | -2.99  | -2.95  | -1.52  | -0.67  | -0.28  | -0.28  | -0.31  | -0.34  | -0.18  | -0.14  | 0.33   | -0.25  | -1.28  | -1.64  | -1.71  | -1.40  | -1.72  | -2.05  |              |
| RTLoad           | 64.157 | 61.637 | 60.417 | 60.104 | 61.268 | 65.686 | 73.384 | 78.322 | 79.554 | 80.019 | 80.204 | 79.874 | 79.153 | 78.752 | 78.219 | 77.995 | 80.116 | 84.822 | 85.083 | 83.591 | 81.635 | 78.338 | 73.261 | 67.782 |              |

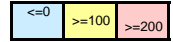




# PJM Daily Report

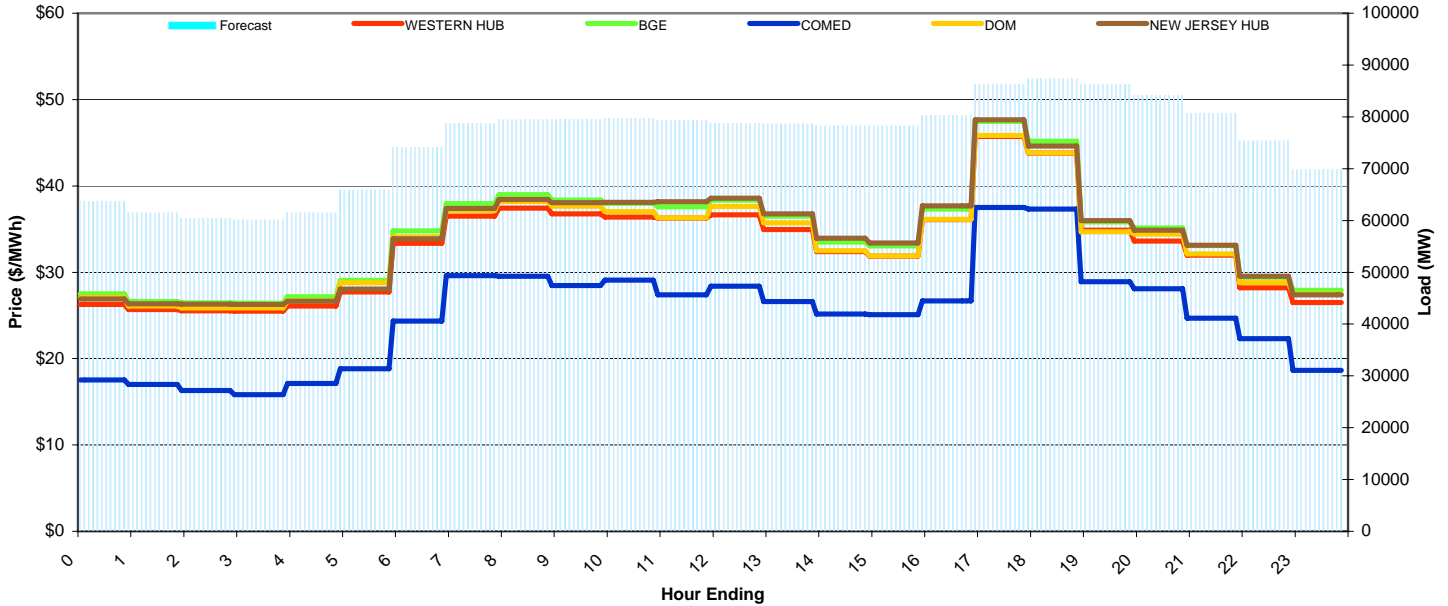
Wednesday November 25, 2009

Price Color Codes:



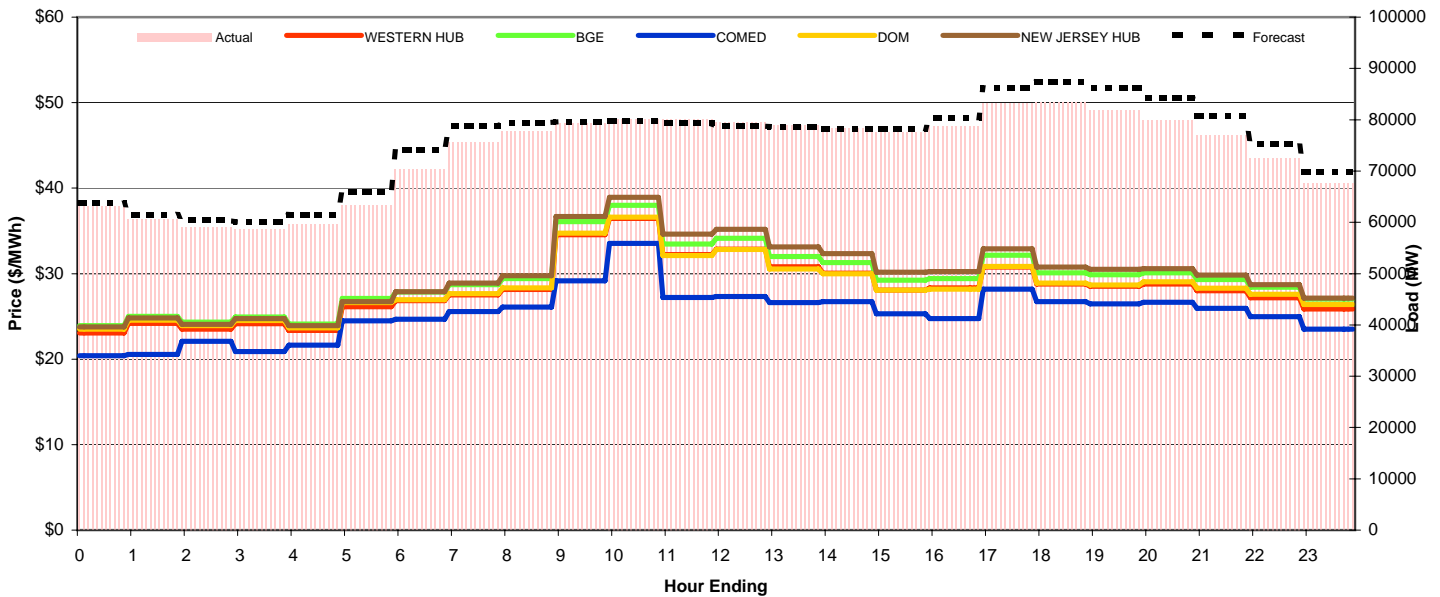
## Day-Ahead Prices and Forecast Load

|                | HE1    | HE2    | HE3    | HE4    | HE5    | HE6    | HE7    | HE8    | HE9    | HE10   | HE11   | HE12   | HE13   | HE14   | HE15   | HE16   | HE17   | HE18   | HE19   | HE20   | HE21   | HE22   | HE23   | HE24    | avg all/peak |
|----------------|--------|--------|--------|--------|--------|--------|--------|--------|--------|--------|--------|--------|--------|--------|--------|--------|--------|--------|--------|--------|--------|--------|--------|---------|--------------|
| WESTERN HUB    | 26.29  | 25.68  | 25.53  | 25.50  | 26.07  | 27.71  | 33.36  | 36.50  | 37.43  | 36.77  | 36.39  | 36.28  | 36.66  | 34.94  | 32.40  | 31.89  | 36.09  | 45.74  | 43.80  | 34.88  | 33.63  | 32.00  | 28.22  | 26.49   | 33 / 36      |
| BGE            | 27.492 | 26.608 | 26.464 | 26.442 | 27.148 | 29.056 | 34.787 | 37.966 | 38.979 | 38.368 | 37.99  | 37.57  | 38.369 | 36.491 | 33.519 | 33.059 | 37.315 | 47.483 | 45.166 | 35.838 | 35.119 | 33.091 | 29.415 | 27.917  | 34 / 37      |
| COMED          | 17.535 | 17.022 | 16.295 | 15.822 | 17.112 | 18.833 | 24.342 | 29.603 | 29.551 | 28.48  | 29.108 | 27.405 | 28.401 | 26.619 | 25.176 | 25.086 | 26.674 | 37.487 | 37.329 | 28.921 | 28.083 | 24.691 | 22.298 | 18.647  | 25 / 28      |
| DOM            | 27.092 | 26.103 | 25.881 | 25.864 | 26.668 | 28.796 | 34.11  | 37.149 | 38.223 | 37.658 | 37.028 | 36.334 | 37.598 | 35.709 | 32.497 | 31.921 | 36.139 | 45.832 | 43.829 | 34.676 | 34.421 | 32.147 | 28.786 | 27.477  | 33 / 36      |
| NEW JERSEY HUB | 26.92  | 26.35  | 26.33  | 26.28  | 26.66  | 28.06  | 33.88  | 37.40  | 38.44  | 38.08  | 38.09  | 38.16  | 38.58  | 36.77  | 33.96  | 33.38  | 37.68  | 47.66  | 44.62  | 36.00  | 34.88  | 33.13  | 29.53  | 27.40   | 34 / 37      |
| DA Forecast    | 63.7   | 61.5   | 60.4   | 60.1   | 61.5   | 65.9   | 74.2   | 78.7   | 79.4   | 79.6   | 79.7   | 79.3   | 78.7   | 78.2   | 78.3   | 80.4   | 86.2   | 87.3   | 86.2   | 84.2   | 80.7   | 75.4   | 69.8   | 75 / 81 |              |



## Preliminary Real-Time Prices with Forecasted and Actual System Load

|                  | HE1    | HE2    | HE3    | HE4    | HE5    | HE6    | HE7    | HE8    | HE9    | HE10   | HE11   | HE12   | HE13   | HE14   | HE15   | HE16   | HE17   | HE18   | HE19   | HE20   | HE21   | HE22   | HE23   | HE24   | avg all/peak |
|------------------|--------|--------|--------|--------|--------|--------|--------|--------|--------|--------|--------|--------|--------|--------|--------|--------|--------|--------|--------|--------|--------|--------|--------|--------|--------------|
| WESTERN HUB      | 23.06  | 24.18  | 23.52  | 24.15  | 23.34  | 26.14  | 26.83  | 27.51  | 28.15  | 34.53  | 36.44  | 32.22  | 32.88  | 30.80  | 30.06  | 28.07  | 28.33  | 30.75  | 28.77  | 28.53  | 28.77  | 28.00  | 27.17  | 25.87  | 28 / 30      |
| BGE              | 23.932 | 25.004 | 24.313 | 24.947 | 24.118 | 27.109 | 27.865 | 28.719 | 29.415 | 36.078 | 37.977 | 33.475 | 34.151 | 31.99  | 31.284 | 29.217 | 29.432 | 32.15  | 30.097 | 29.863 | 30.109 | 29.32  | 28.417 | 27.026 | 29 / 31      |
| COMED            | 20.412 | 20.56  | 22.068 | 20.872 | 21.626 | 24.473 | 24.678 | 25.569 | 26.073 | 29.148 | 33.535 | 27.226 | 27.337 | 26.6   | 26.743 | 25.286 | 24.725 | 28.177 | 26.742 | 26.461 | 26.658 | 25.943 | 24.968 | 23.49  | 25 / 27      |
| DOM              | 23.499 | 24.567 | 23.93  | 24.499 | 23.653 | 26.619 | 26.961 | 27.669 | 28.319 | 34.724 | 36.594 | 32.128 | 32.82  | 30.547 | 29.971 | 28.068 | 28.183 | 30.836 | 28.912 | 28.688 | 29.04  | 28.307 | 27.594 | 26.376 | 28 / 30      |
| NEW JERSEY HUB   | 23.77  | 24.80  | 24.06  | 24.75  | 23.92  | 26.74  | 27.87  | 28.91  | 29.74  | 36.69  | 38.94  | 34.64  | 35.20  | 33.12  | 32.35  | 30.16  | 30.26  | 32.88  | 30.76  | 30.50  | 30.57  | 29.83  | 28.71  | 27.12  | 30 / 32      |
| Percent Forecast | -0.90  | -1.60  | -2.21  | -2.42  | -3.14  | -4.02  | -5.52  | -4.13  | -2.23  | -0.39  | 0.55   | 1.04   | 0.86   | 0.30   | -0.02  | -1.05  | -2.13  | -3.59  | -4.77  | -5.44  | -5.41  | -4.90  | -3.92  | -3.36  |              |
| RTLload          | 63.1   | 60.485 | 59.066 | 58.673 | 59.585 | 63.367 | 70.277 | 75.608 | 77.706 | 79.273 | 80.158 | 80.134 | 79.427 | 78.89  | 78.228 | 77.45  | 78.675 | 83.211 | 83.341 | 81.766 | 79.859 | 76.891 | 72.531 | 67.52  |              |



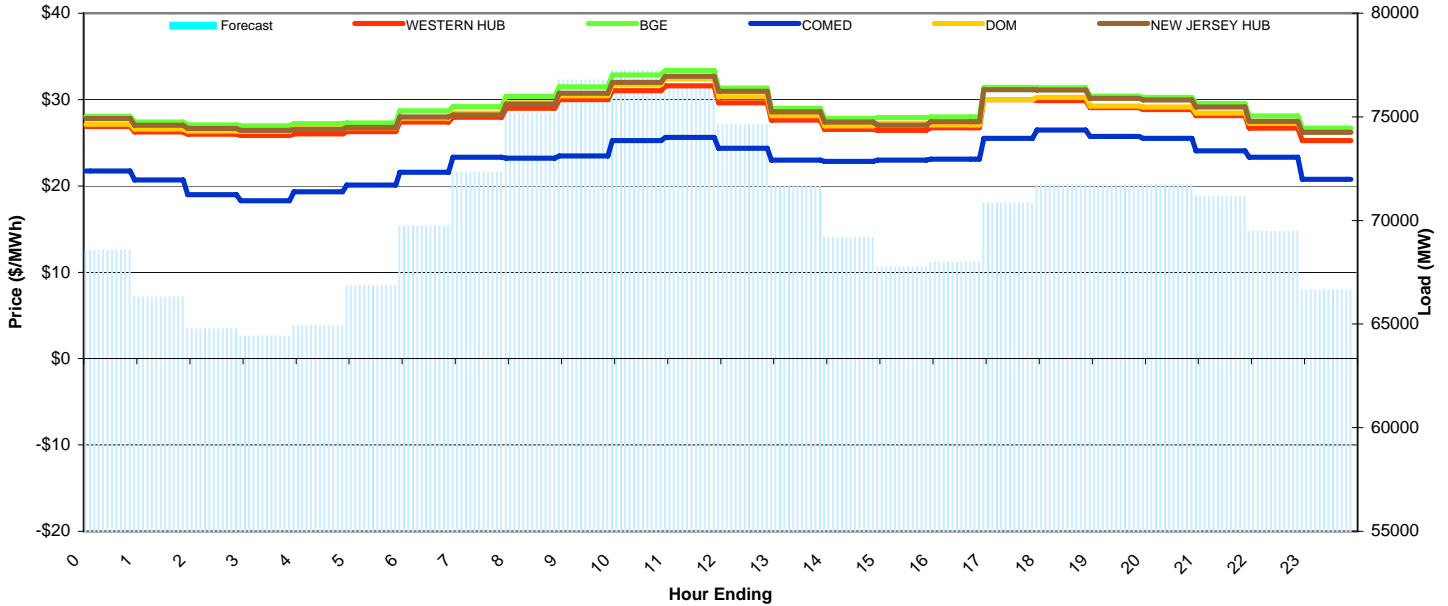
# PJM Daily Report

Thursday November 26, 2009

Price Color Codes: ≤0 ≥100 ≥200

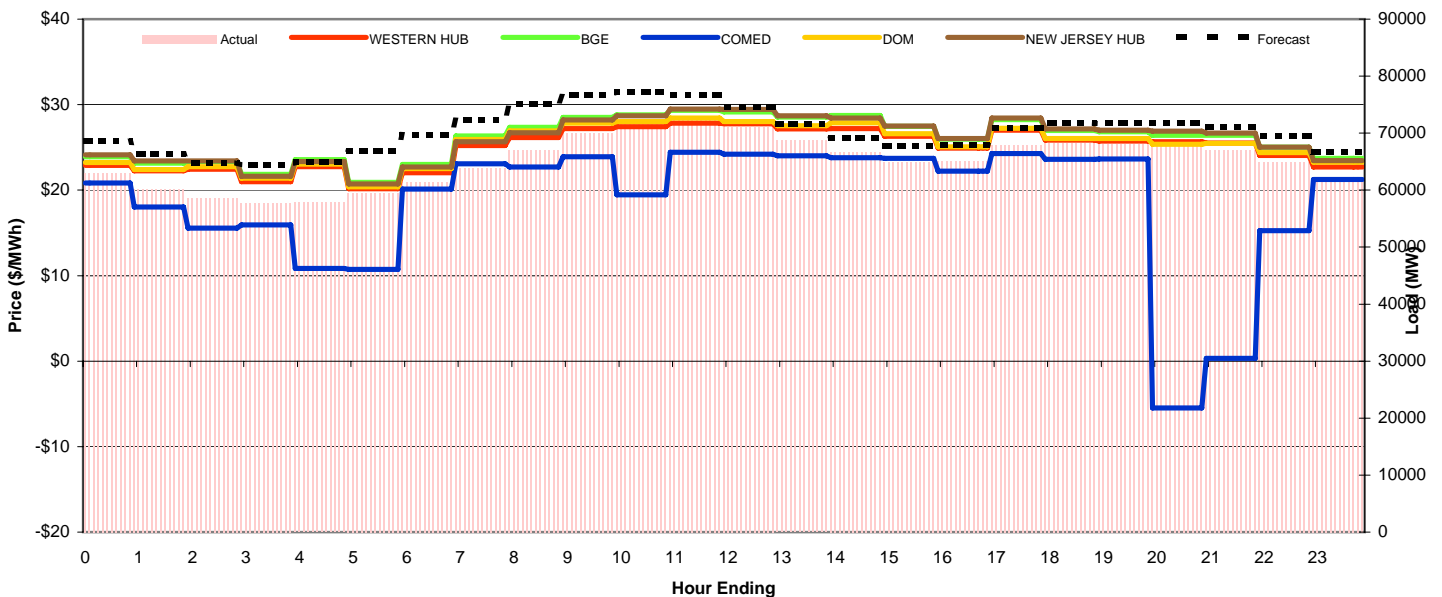
## Day-Ahead Prices and Forecast Load

|                | HE1    | HE2    | HE3    | HE4    | HE5    | HE6    | HE7    | HE8    | HE9    | HE10   | HE11   | HE12   | HE13   | HE14   | HE15   | HE16   | HE17   | HE18   | HE19   | HE20   | HE21   | HE22   | HE23   | HE24   | avg all/peak |
|----------------|--------|--------|--------|--------|--------|--------|--------|--------|--------|--------|--------|--------|--------|--------|--------|--------|--------|--------|--------|--------|--------|--------|--------|--------|--------------|
| WESTERN HUB    | 26.86  | 26.25  | 25.99  | 25.83  | 26.04  | 26.29  | 27.41  | 27.95  | 28.99  | 30.00  | 31.03  | 31.59  | 29.64  | 27.62  | 26.53  | 26.45  | 26.75  | 29.98  | 29.87  | 29.06  | 28.85  | 28.13  | 26.68  | 25.25  | 28 / 29      |
| BGE            | 28.053 | 27.384 | 27.074 | 26.971 | 27.2   | 27.292 | 28.69  | 29.175 | 30.381 | 31.459 | 32.834 | 33.36  | 31.33  | 28.986 | 27.812 | 27.915 | 27.994 | 31.407 | 31.363 | 30.412 | 30.262 | 29.544 | 28.11  | 26.687 | 29 / 30      |
| COMED          | 21.724 | 20.687 | 18.99  | 18.3   | 19.326 | 20.082 | 21.564 | 23.309 | 23.21  | 23.488 | 25.262 | 25.62  | 24.374 | 22.977 | 22.853 | 23.006 | 23.1   | 25.503 | 26.477 | 25.736 | 25.5   | 24.059 | 23.336 | 20.768 | 23 / 24      |
| DOM            | 27.129 | 26.593 | 26.352 | 26.336 | 26.638 | 26.722 | 27.858 | 28.443 | 29.609 | 30.457 | 31.73  | 32.395 | 30.318 | 28.137 | 26.964 | 27.261 | 27.055 | 29.983 | 30.245 | 29.246 | 29.127 | 28.436 | 27.264 | 26.207 | 28 / 29      |
| NEW JERSEY HUB | 27.82  | 27.01  | 26.68  | 26.45  | 26.54  | 26.77  | 27.97  | 28.20  | 29.48  | 30.73  | 32.01  | 32.69  | 30.95  | 28.59  | 27.40  | 27.02  | 27.45  | 31.14  | 31.09  | 30.14  | 29.96  | 29.14  | 27.46  | 26.21  | 29 / 30      |
| DA Forecast    | 68.6   | 66.3   | 64.8   | 64.4   | 64.9   | 66.9   | 69.7   | 72.3   | 75.2   | 76.8   | 77.2   | 76.6   | 74.6   | 71.6   | 69.2   | 67.8   | 68.0   | 70.8   | 71.7   | 71.7   | 71.7   | 71.1   | 69.5   | 66.6   | 70 / 72      |



## Preliminary Real-Time Prices with Forecasted and Actual System Load

|                  | HE1    | HE2    | HE3    | HE4    | HE5    | HE6    | HE7    | HE8    | HE9    | HE10   | HE11   | HE12   | HE13   | HE14   | HE15   | HE16   | HE17   | HE18   | HE19   | HE20   | HE21   | HE22   | HE23   | HE24   | avg all/peak |
|------------------|--------|--------|--------|--------|--------|--------|--------|--------|--------|--------|--------|--------|--------|--------|--------|--------|--------|--------|--------|--------|--------|--------|--------|--------|--------------|
| WESTERN HUB      | 22.90  | 22.26  | 22.46  | 20.98  | 22.73  | 20.16  | 22.05  | 25.21  | 26.14  | 27.19  | 27.42  | 27.84  | 27.75  | 27.17  | 27.21  | 26.30  | 24.93  | 27.02  | 25.84  | 25.76  | 25.65  | 25.50  | 24.05  | 22.72  | 25 / 26      |
| BGE              | 23.905 | 23.15  | 23.337 | 21.834 | 23.578 | 20.92  | 23.01  | 26.327 | 27.366 | 28.508 | 28.808 | 29.326 | 29.128 | 28.54  | 28.718 | 27.474 | 25.976 | 28.263 | 26.96  | 26.84  | 26.41  | 26.395 | 25.029 | 23.706 | 26 / 28      |
| COMED            | 20.826 | 18.045 | 15.55  | 15.951 | 10.852 | 10.727 | 20.143 | 23.096 | 22.72  | 23.902 | 19.458 | 24.429 | 24.195 | 24.004 | 23.796 | 23.732 | 22.225 | 24.266 | 23.621 | 23.627 | -5.492 | 0.3233 | 15.273 | 21.246 | 19 / 20      |
| DOM              | 23.216 | 22.391 | 22.753 | 21.38  | 23.056 | 20.394 | 22.517 | 25.912 | 26.941 | 27.831 | 28.012 | 28.43  | 28.032 | 27.54  | 27.863 | 26.599 | 25.052 | 27.247 | 26.048 | 26.031 | 25.35  | 25.468 | 24.398 | 23.259 | 25 / 27      |
| NEW JERSEY HUB   | 24.15  | 23.43  | 23.43  | 21.63  | 23.34  | 20.72  | 22.70  | 25.67  | 26.70  | 28.20  | 28.69  | 29.48  | 29.46  | 28.70  | 28.45  | 27.51  | 26.03  | 28.44  | 27.18  | 27.00  | 26.88  | 26.68  | 25.03  | 23.45  | 26 / 28      |
| Percent Forecast | -8.80  | -10.15 | -10.55 | -11.52 | -12.25 | -12.48 | -13.38 | -13.13 | -12.04 | -9.57  | -7.04  | -5.52  | -5.00  | -4.26  | -3.86  | -4.32  | -4.28  | -4.21  | -5.13  | -5.37  | -5.65  | -6.15  | -6.91  | -6.94  |              |
| RTLload          | 63.017 | 60.198 | 58.598 | 57.76  | 57.843 | 59.444 | 61.494 | 63.941 | 67.099 | 70.066 | 72.155 | 72.628 | 71.086 | 68.696 | 66.625 | 64.951 | 65.198 | 67.983 | 68.23  | 68.06  | 67.886 | 67.028 | 64.985 | 62.318 |              |



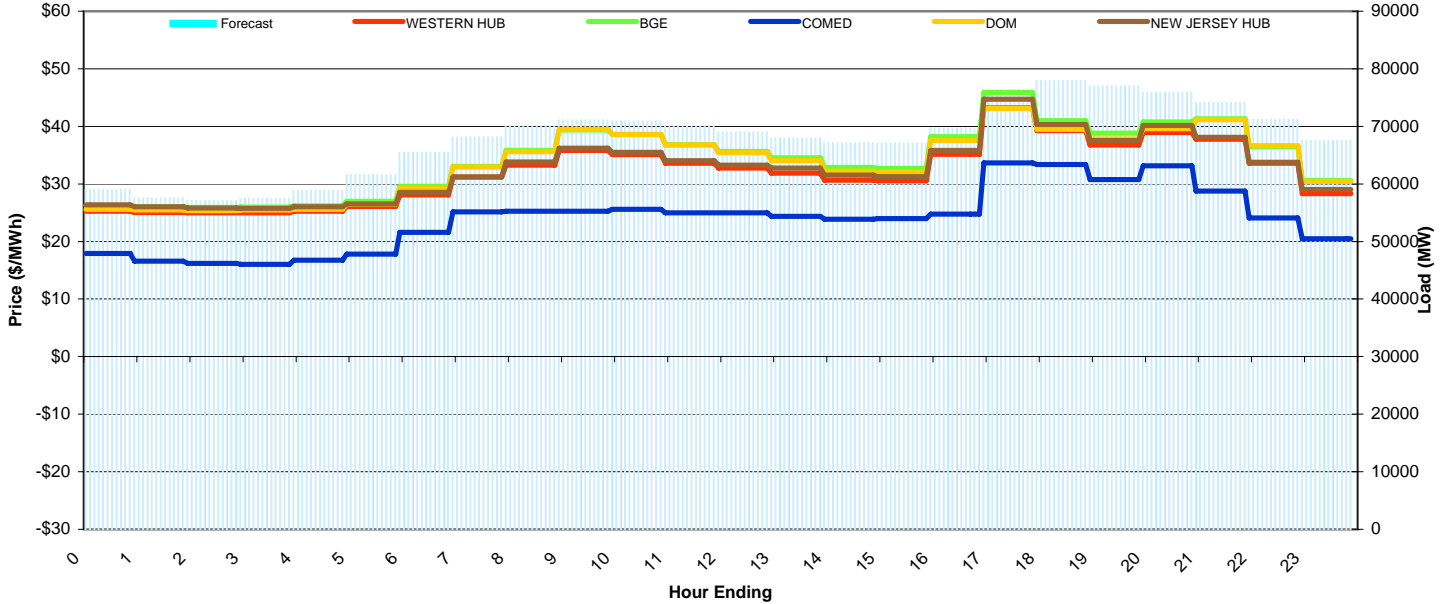
# PJM Daily Report

Friday November 27, 2009

Price Color Codes: ≤0 ≥100 ≥200

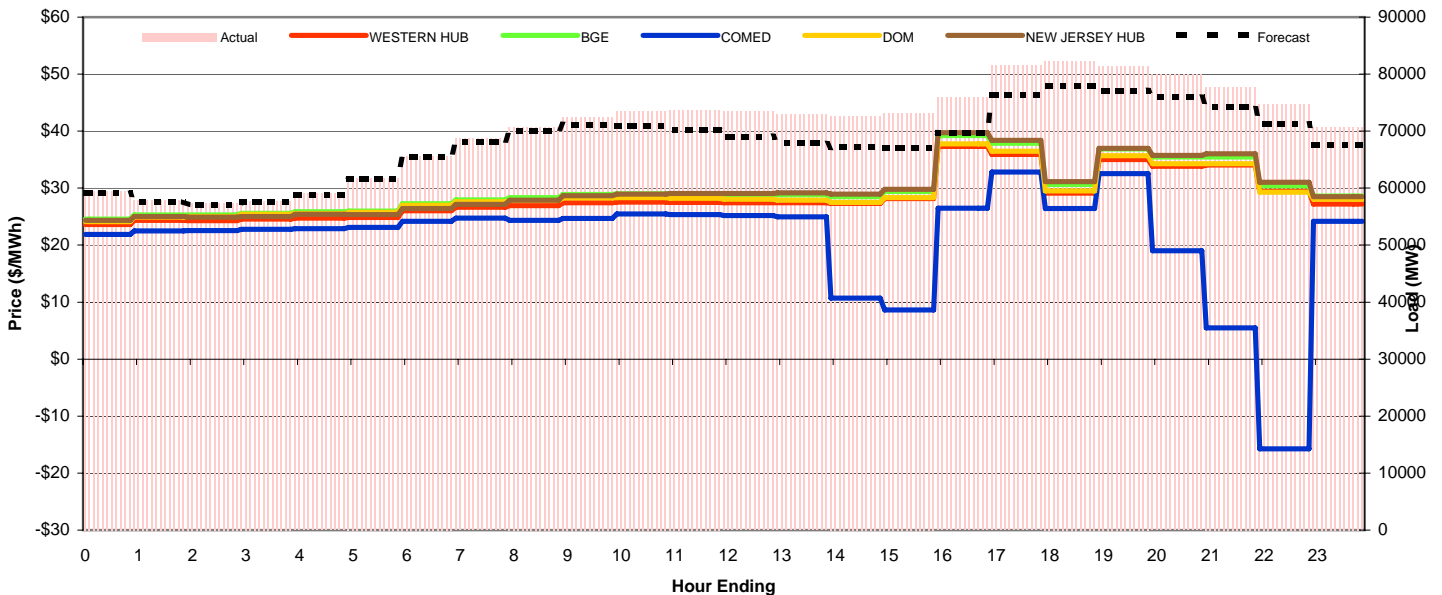
## Day-Ahead Prices and Forecast Load

|                | HE1    | HE2    | HE3    | HE4    | HE5    | HE6    | HE7    | HE8    | HE9    | HE10   | HE11   | HE12   | HE13   | HE14   | HE15   | HE16   | HE17   | HE18   | HE19   | HE20   | HE21   | HE22   | HE23   | HE24   | avg all/peak |
|----------------|--------|--------|--------|--------|--------|--------|--------|--------|--------|--------|--------|--------|--------|--------|--------|--------|--------|--------|--------|--------|--------|--------|--------|--------|--------------|
| WESTERN HUB    | 25.24  | 25.03  | 24.97  | 25.00  | 25.25  | 26.12  | 28.08  | 31.18  | 33.29  | 35.80  | 35.07  | 33.57  | 32.76  | 31.89  | 30.66  | 30.51  | 35.13  | 43.21  | 39.26  | 36.78  | 38.93  | 37.78  | 33.60  | 28.33  | 32 / 35      |
| BGE            | 26.262 | 26.037 | 25.896 | 25.952 | 26.191 | 26.984 | 29.596 | 33.049 | 35.793 | 39.39  | 38.623 | 36.834 | 35.664 | 34.513 | 32.847 | 32.699 | 38.205 | 45.89  | 41.012 | 38.833 | 40.748 | 41.344 | 36.503 | 30.583 | 34 / 38      |
| COMED          | 17.91  | 16.56  | 16.172 | 16.001 | 16.725 | 17.781 | 21.583 | 25.163 | 25.258 | 25.237 | 25.595 | 24.999 | 24.986 | 24.391 | 23.879 | 23.972 | 24.758 | 33.675 | 33.396 | 30.738 | 33.136 | 28.766 | 24.085 | 20.475 | 24 / 27      |
| DOM            | 25.586 | 25.463 | 25.375 | 25.453 | 25.603 | 26.501 | 29.228 | 32.93  | 35.584 | 39.487 | 38.617 | 36.764 | 35.418 | 34.015 | 32.216 | 32.048 | 37.532 | 43.122 | 39.486 | 37.813 | 39.58  | 41.151 | 36.631 | 30.446 | 34 / 37      |
| NEW JERSEY HUB | 26.36  | 26.04  | 25.79  | 25.77  | 26.03  | 26.51  | 28.53  | 31.23  | 33.83  | 36.18  | 35.51  | 34.06  | 33.28  | 32.74  | 31.53  | 31.26  | 35.84  | 44.74  | 40.34  | 37.54  | 40.17  | 38.07  | 33.76  | 29.03  | 33 / 36      |
| DA Forecast    | 59.1   | 57.6   | 57.1   | 57.5   | 58.8   | 61.6   | 65.5   | 68.1   | 70.1   | 71.1   | 70.9   | 70.1   | 69.1   | 68.0   | 67.1   | 67.1   | 69.7   | 76.4   | 77.9   | 77.1   | 76.0   | 74.2   | 71.2   | 67.6   | 68 / 72      |



## Preliminary Real-Time Prices with Forecasted and Actual System Load

|                  | HE1    | HE2    | HE3    | HE4    | HE5    | HE6    | HE7    | HE8    | HE9    | HE10   | HE11   | HE12   | HE13   | HE14   | HE15   | HE16   | HE17   | HE18   | HE19   | HE20   | HE21   | HE22   | HE23   | HE24   | avg all/peak |
|------------------|--------|--------|--------|--------|--------|--------|--------|--------|--------|--------|--------|--------|--------|--------|--------|--------|--------|--------|--------|--------|--------|--------|--------|--------|--------------|
| WESTERN HUB      | 23.61  | 24.34  | 24.30  | 24.55  | 24.75  | 24.86  | 26.03  | 26.63  | 26.94  | 27.44  | 27.55  | 27.52  | 27.44  | 27.42  | 27.32  | 28.15  | 37.31  | 35.89  | 29.12  | 35.01  | 33.83  | 34.04  | 29.47  | 27.22  | 28 / 30      |
| BGE              | 24.567 | 25.303 | 25.328 | 25.607 | 25.837 | 25.994 | 27.295 | 27.938 | 28.34  | 28.869 | 29.02  | 28.991 | 28.863 | 28.816 | 28.52  | 29.42  | 39.203 | 37.875 | 30.651 | 36.884 | 35.462 | 35.475 | 30.431 | 28.595 | 30 / 32      |
| COMED            | 21.905 | 22.51  | 22.573 | 22.793 | 22.916 | 23.131 | 24.201 | 24.738 | 24.346 | 24.711 | 25.473 | 25.359 | 25.188 | 24.97  | 10.689 | 8.6231 | 26.454 | 32.835 | 26.428 | 32.537 | 18.999 | 5.4796 | -15.76 | 24.169 | 21 / 20      |
| DOM              | 24.11  | 24.894 | 25.043 | 25.416 | 25.552 | 25.731 | 26.999 | 27.586 | 27.845 | 28.255 | 28.358 | 28.215 | 28.027 | 27.861 | 27.477 | 28.333 | 37.786 | 36.454 | 29.492 | 35.681 | 34.284 | 34.265 | 29.289 | 28.075 | 29 / 31      |
| NEW JERSEY HUB   | 24.34  | 25.04  | 24.89  | 25.03  | 25.40  | 25.34  | 26.42  | 27.18  | 27.89  | 28.69  | 28.94  | 29.07  | 29.06  | 29.17  | 28.98  | 29.79  | 39.76  | 38.38  | 31.16  | 36.96  | 35.74  | 36.03  | 31.05  | 28.52  | 30 / 32      |
| Percent Forecast | 0.79   | 0.50   | 0.55   | 0.45   | 0.41   | 0.24   | 0.29   | 0.85   | 0.90   | 1.93   | 3.48   | 4.88   | 5.99   | 6.76   | 7.63   | 8.24   | 8.18   | 6.28   | 5.34   | 5.35   | 5.01   | 4.69   | 4.78   | 4.46   |              |
| RTLoad           | 59.522 | 57.874 | 57.414 | 57.752 | 59.092 | 61.762 | 65.664 | 68.716 | 70.726 | 72.515 | 73.489 | 73.723 | 73.451 | 72.929 | 72.679 | 73.135 | 75.929 | 81.53  | 82.322 | 81.421 | 79.972 | 77.803 | 74.808 | 70.712 |              |



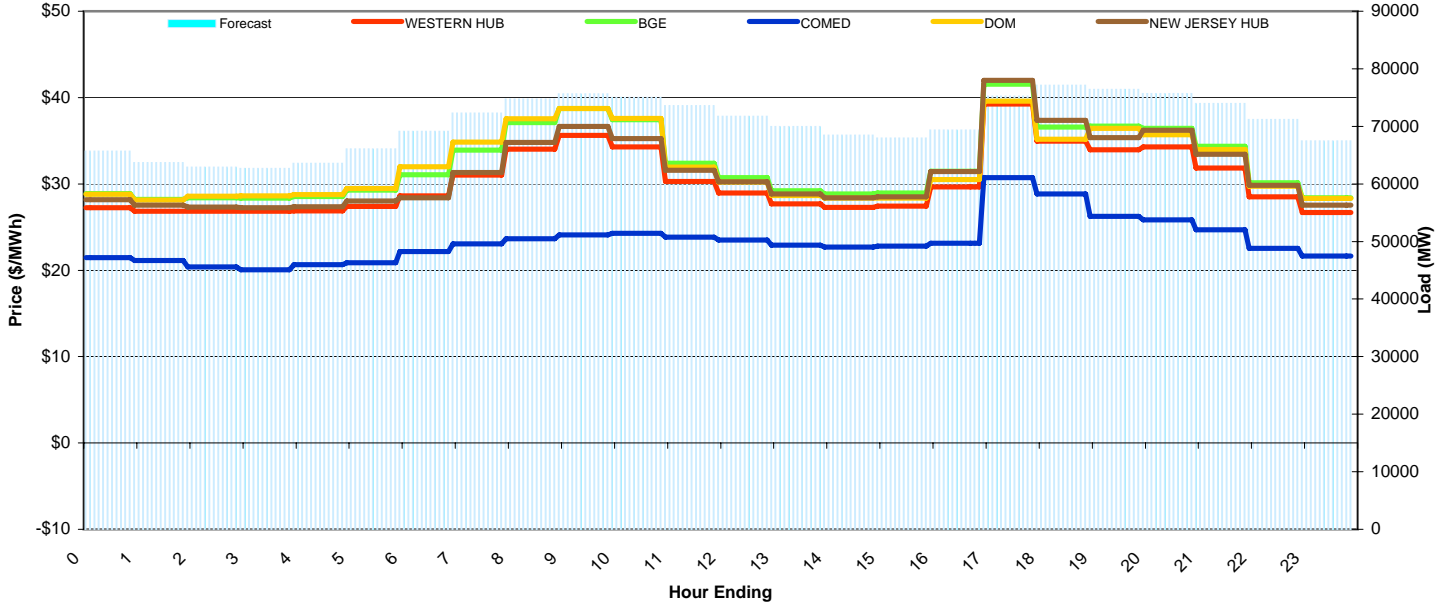
# PJM Daily Report

Saturday November 28, 2009

Price Color Codes: ≤0 ≥100 ≥200

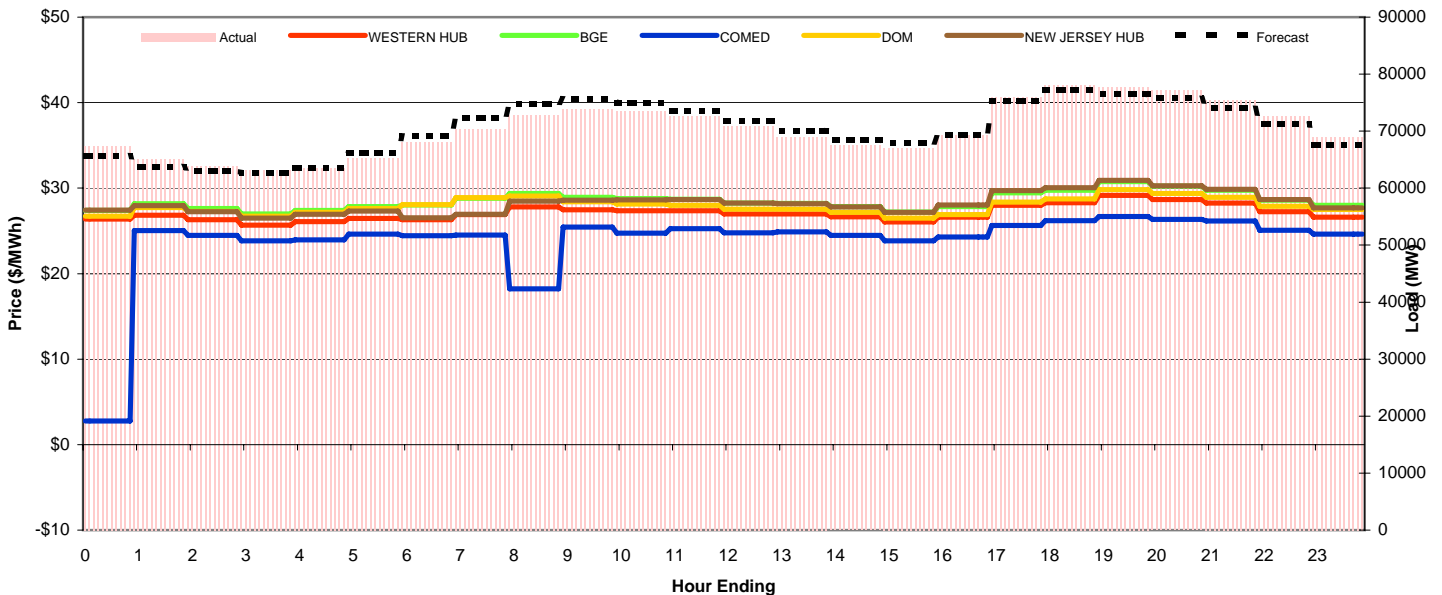
## Day-Ahead Prices and Forecast Load

|                | HE1    | HE2    | HE3    | HE4    | HE5    | HE6    | HE7    | HE8    | HE9    | HE10   | HE11   | HE12   | HE13   | HE14   | HE15   | HE16   | HE17   | HE18   | HE19   | HE20   | HE21   | HE22   | HE23   | HE24   | avg all/peak |
|----------------|--------|--------|--------|--------|--------|--------|--------|--------|--------|--------|--------|--------|--------|--------|--------|--------|--------|--------|--------|--------|--------|--------|--------|--------|--------------|
| WESTERN HUB    | 27.25  | 26.84  | 26.84  | 26.82  | 26.89  | 27.39  | 28.63  | 31.03  | 34.03  | 35.63  | 34.28  | 30.29  | 28.96  | 27.69  | 27.28  | 27.44  | 29.67  | 39.25  | 34.96  | 33.96  | 34.30  | 31.84  | 28.49  | 26.69  | 30 / 32      |
| BGE            | 28.878 | 28.222 | 28.395 | 28.358 | 28.528 | 29.271 | 31.052 | 33.898 | 37.096 | 38.723 | 37.448 | 32.396 | 30.725 | 29.195 | 28.85  | 28.963 | 31.479 | 41.568 | 36.57  | 36.68  | 36.44  | 34.347 | 30.118 | 28.406 | 32 / 34      |
| COMED          | 21.473 | 21.139 | 20.374 | 20.039 | 20.635 | 20.873 | 22.154 | 23.062 | 23.633 | 24.096 | 24.292 | 23.818 | 23.486 | 22.923 | 22.702 | 22.808 | 23.13  | 30.74  | 28.829 | 26.227 | 25.822 | 24.697 | 22.545 | 21.634 | 23 / 25      |
| DOM            | 28.788 | 28.143 | 28.569 | 28.629 | 28.78  | 29.483 | 31.98  | 34.83  | 37.548 | 38.731 | 37.603 | 31.952 | 30.207 | 28.669 | 28.342 | 28.366 | 30.505 | 39.575 | 35.19  | 36.446 | 35.709 | 34.005 | 29.738 | 28.328 | 32 / 34      |
| NEW JERSEY HUB | 28.18  | 27.53  | 27.32  | 27.25  | 27.35  | 28.04  | 28.40  | 31.33  | 34.81  | 36.64  | 35.26  | 31.57  | 30.25  | 28.85  | 28.41  | 28.49  | 31.45  | 41.98  | 37.36  | 35.35  | 36.22  | 33.43  | 29.83  | 27.56  | 31 / 33      |
| DA Forecast    | 65.7   | 63.7   | 62.9   | 62.7   | 63.6   | 66.1   | 69.2   | 72.3   | 74.8   | 75.7   | 75.0   | 73.6   | 71.8   | 70.0   | 68.5   | 68.0   | 69.4   | 75.3   | 77.1   | 76.5   | 75.7   | 74.0   | 71.2   | 67.5   | 70 / 73      |



## Preliminary Real-Time Prices with Forecasted and Actual System Load

|                  | HE1    | HE2    | HE3    | HE4    | HE5    | HE6    | HE7    | HE8    | HE9    | HE10   | HE11   | HE12   | HE13   | HE14   | HE15   | HE16   | HE17   | HE18   | HE19   | HE20   | HE21   | HE22   | HE23   | HE24   | avg all/peak |
|------------------|--------|--------|--------|--------|--------|--------|--------|--------|--------|--------|--------|--------|--------|--------|--------|--------|--------|--------|--------|--------|--------|--------|--------|--------|--------------|
| WESTERN HUB      | 26.39  | 26.83  | 26.30  | 25.67  | 26.08  | 26.45  | 26.31  | 26.92  | 27.79  | 27.47  | 27.37  | 27.35  | 26.97  | 26.98  | 26.66  | 26.05  | 26.62  | 27.99  | 28.27  | 29.16  | 28.68  | 28.27  | 27.23  | 26.61  | 27 / 27      |
| BGE              | 27.406 | 28.18  | 27.612 | 26.964 | 27.393 | 27.841 | 28.043 | 28.825 | 29.391 | 28.916 | 28.762 | 28.705 | 28.269 | 28.224 | 27.853 | 27.207 | 27.837 | 29.454 | 29.759 | 30.777 | 30.23  | 29.745 | 28.599 | 27.997 | 28 / 29      |
| COMED            | 2.7493 | 25.041 | 24.477 | 23.836 | 23.967 | 24.609 | 24.424 | 24.521 | 18.226 | 25.43  | 24.724 | 25.256 | 24.781 | 24.874 | 24.461 | 23.826 | 24.277 | 25.62  | 26.212 | 26.669 | 26.334 | 26.167 | 25.081 | 24.618 | 24 / 25      |
| DOM              | 26.703 | 27.745 | 27.29  | 26.728 | 27.167 | 27.615 | 28.067 | 28.892 | 29.075 | 28.422 | 28.133 | 28.001 | 27.56  | 27.536 | 27.163 | 26.507 | 26.891 | 28.351 | 28.743 | 29.842 | 29.388 | 28.929 | 27.889 | 27.496 | 28 / 28      |
| NEW JERSEY HUB   | 27.44  | 27.94  | 27.26  | 26.49  | 26.93  | 27.30  | 26.54  | 26.93  | 28.48  | 28.58  | 28.61  | 28.67  | 28.25  | 28.18  | 27.82  | 27.16  | 28.01  | 29.72  | 30.06  | 30.91  | 30.26  | 29.85  | 28.67  | 27.70  | 28 / 29      |
| Percent Forecast | 2.46   | 2.29   | 1.45   | 0.75   | -0.05  | -1.30  | -1.68  | -2.78  | -2.72  | -2.47  | -2.00  | -1.36  | -1.19  | -1.57  | -1.50  | -1.46  | -0.04  | 1.03   | 1.14   | 1.72   | 1.80   | 1.84   | 2.04   | 2.13   |              |
| RTLload          | 67.347 | 65.207 | 63.836 | 63.19  | 63.554 | 65.269 | 68.036 | 70.345 | 72.796 | 73.829 | 73.566 | 72.611 | 70.941 | 68.923 | 67.472 | 67.021 | 69.347 | 76.044 | 78.029 | 77.795 | 77.12  | 75.393 | 72.677 | 68.925 |              |



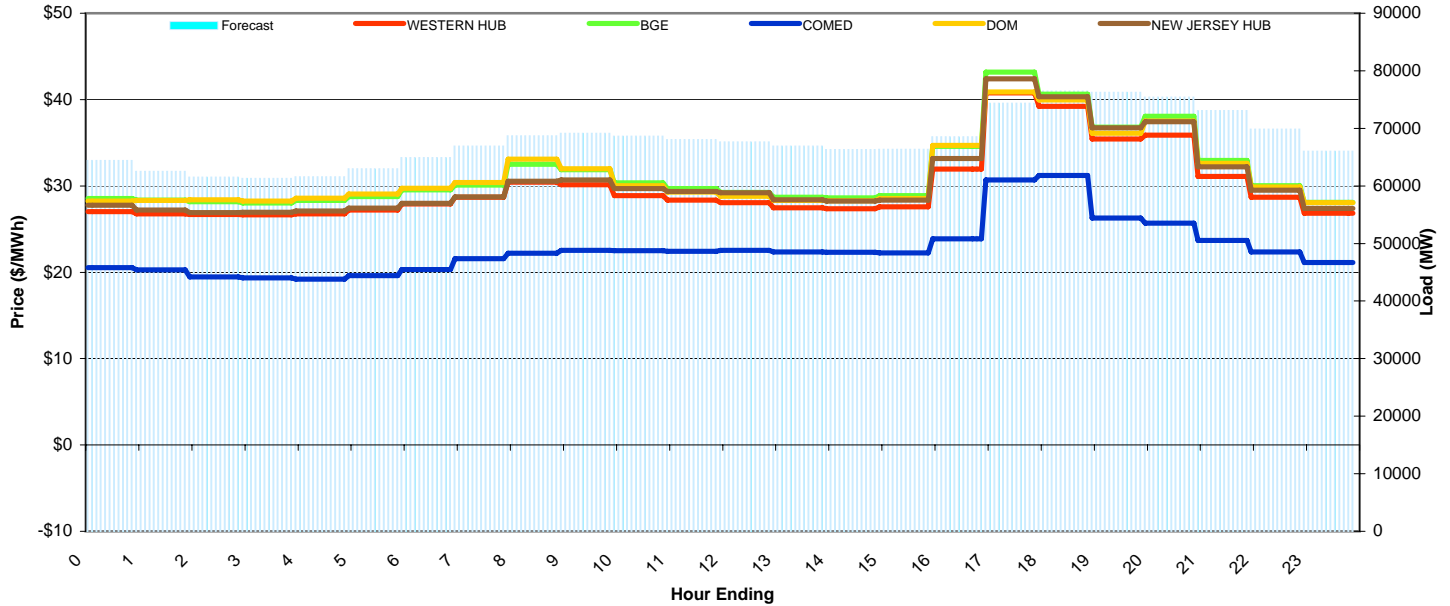
# PJM Daily Report

Sunday November 29, 2009

Price Color Codes: ≤0 ≥100 ≥200

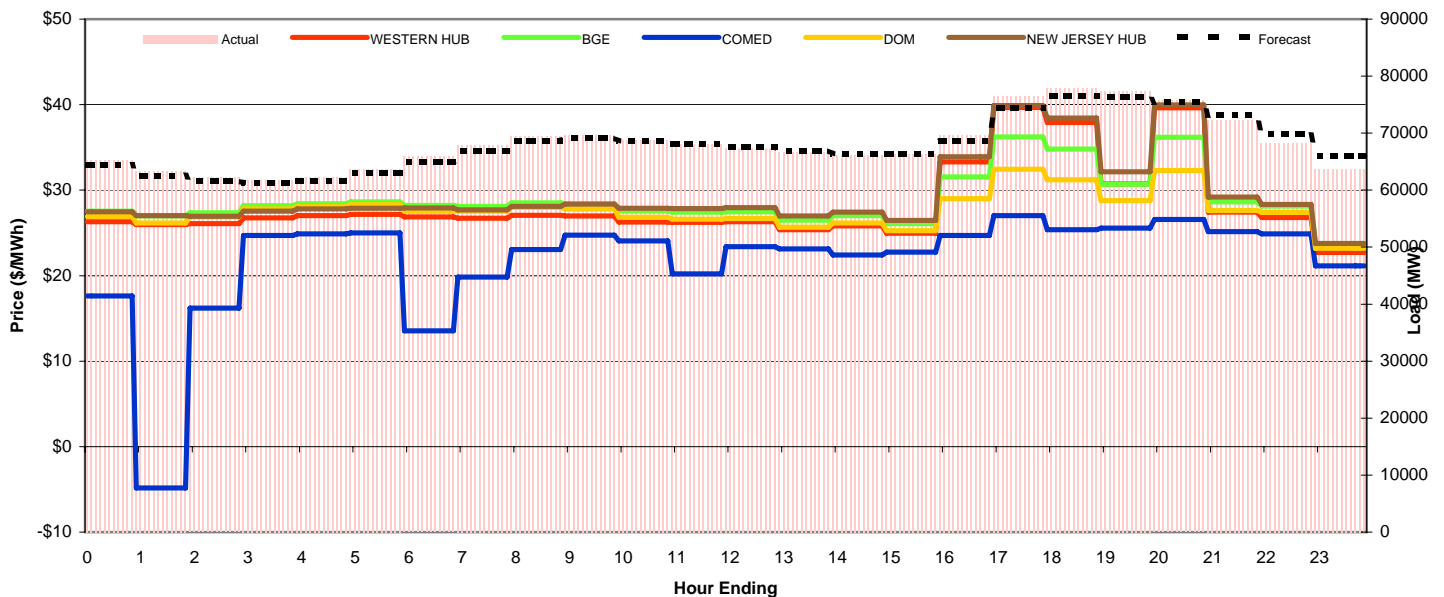
## Day-Ahead Prices and Forecast Load

|                | HE1    | HE2    | HE3    | HE4    | HE5    | HE6    | HE7    | HE8    | HE9    | HE10   | HE11   | HE12   | HE13   | HE14   | HE15   | HE16   | HE17   | HE18   | HE19   | HE20   | HE21   | HE22   | HE23   | HE24   | avg all/peak |
|----------------|--------|--------|--------|--------|--------|--------|--------|--------|--------|--------|--------|--------|--------|--------|--------|--------|--------|--------|--------|--------|--------|--------|--------|--------|--------------|
| WESTERN HUB    | 27.04  | 26.78  | 26.67  | 26.64  | 26.77  | 27.20  | 27.91  | 28.68  | 30.45  | 30.13  | 28.88  | 28.35  | 28.06  | 27.47  | 27.36  | 27.57  | 31.97  | 40.77  | 39.20  | 35.42  | 35.88  | 31.09  | 28.68  | 26.85  | 30 / 31      |
| BGE            | 28.549 | 28.339 | 28.157 | 28.03  | 28.302 | 28.77  | 29.532 | 30.097 | 32.51  | 31.882 | 30.373 | 29.691 | 29.257 | 28.704 | 28.631 | 28.863 | 34.572 | 43.176 | 40.616 | 36.811 | 38.059 | 32.951 | 30.021 | 28.092 | 31 / 33      |
| COMED          | 20.519 | 20.264 | 19.459 | 19.338 | 19.187 | 19.599 | 20.306 | 21.568 | 22.221 | 22.537 | 22.518 | 22.438 | 22.557 | 22.34  | 22.332 | 22.225 | 23.872 | 30.694 | 31.221 | 26.263 | 25.689 | 23.694 | 22.343 | 21.125 | 23 / 24      |
| DOM            | 28.262 | 28.304 | 28.392 | 28.264 | 28.583 | 29.078 | 29.728 | 30.399 | 33.082 | 31.981 | 30.031 | 29.283 | 28.814 | 28.302 | 28.3   | 28.56  | 34.677 | 40.886 | 39.938 | 36.09  | 37.507 | 32.616 | 29.892 | 28.058 | 31 / 33      |
| NEW JERSEY HUB | 27.77  | 27.22  | 26.93  | 26.94  | 27.10  | 27.44  | 27.97  | 28.72  | 30.56  | 30.70  | 29.69  | 29.35  | 29.22  | 28.39  | 28.26  | 28.37  | 33.16  | 42.41  | 40.32  | 36.74  | 37.43  | 32.21  | 29.49  | 27.41  | 31 / 32      |
| DA Forecast    | 64.4   | 62.6   | 61.6   | 61.3   | 61.6   | 63.0   | 65.0   | 66.9   | 68.7   | 69.1   | 68.6   | 68.0   | 67.7   | 67.0   | 66.3   | 66.4   | 68.5   | 74.4   | 76.5   | 76.3   | 75.4   | 73.1   | 69.9   | 66.0   | 68 / 70      |



## Preliminary Real-Time Prices with Forecasted and Actual System Load

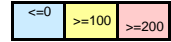
|                  | HE1    | HE2    | HE3    | HE4    | HE5    | HE6    | HE7    | HE8    | HE9    | HE10   | HE11   | HE12   | HE13   | HE14   | HE15   | HE16   | HE17   | HE18   | HE19   | HE20   | HE21   | HE22   | HE23   | HE24   | avg all/peak |
|------------------|--------|--------|--------|--------|--------|--------|--------|--------|--------|--------|--------|--------|--------|--------|--------|--------|--------|--------|--------|--------|--------|--------|--------|--------|--------------|
| WESTERN HUB      | 26.31  | 25.98  | 26.07  | 26.77  | 27.02  | 27.16  | 26.86  | 26.72  | 27.07  | 26.97  | 26.28  | 26.21  | 26.29  | 25.37  | 25.84  | 24.96  | 33.30  | 39.66  | 37.91  | 30.72  | 39.62  | 27.45  | 26.78  | 22.71  | 28 / 29      |
| BGE              | 27.551 | 26.975 | 27.338 | 28.177 | 28.413 | 28.644 | 28.199 | 28.096 | 28.509 | 28.393 | 27.589 | 27.426 | 27.485 | 26.509 | 27     | 26.087 | 31.545 | 36.242 | 34.794 | 30.679 | 36.174 | 28.642 | 28.158 | 23.769 | 29 / 30      |
| COMED            | 17.608 | -4.816 | 16.212 | 24.696 | 24.891 | 25.008 | 13.548 | 19.83  | 23.047 | 24.727 | 24.052 | 20.216 | 23.404 | 23.128 | 22.415 | 22.745 | 24.679 | 27.016 | 25.366 | 25.561 | 26.58  | 25.142 | 24.88  | 21.145 | 22 / 24      |
| DOM              | 26.91  | 26.171 | 26.851 | 27.802 | 28.048 | 28.276 | 27.546 | 27.555 | 28.008 | 27.792 | 26.823 | 26.612 | 26.666 | 25.688 | 26.149 | 25.249 | 29.01  | 32.457 | 31.224 | 28.771 | 32.291 | 27.634 | 27.38  | 23.193 | 28 / 28      |
| NEW JERSEY HUB   | 27.45  | 27.03  | 26.96  | 27.54  | 27.79  | 27.89  | 27.90  | 27.71  | 28.11  | 28.36  | 27.88  | 27.83  | 27.96  | 26.98  | 27.43  | 26.44  | 33.91  | 39.91  | 38.42  | 32.15  | 39.97  | 29.20  | 28.34  | 23.75  | 29 / 31      |
| Percent Forecast | 1.42   | 1.19   | 1.06   | 0.81   | 1.01   | 1.04   | 1.44   | 1.46   | 1.06   | 0.85   | 0.25   | -0.01  | -0.40  | -0.34  | -0.30  | -0.03  | 1.69   | 2.91   | 1.83   | 1.39   | 0.39   | -1.11  | -2.27  | -3.67  |              |
| RTLoad           | 65.358 | 63.316 | 62.218 | 61.802 | 62.249 | 63.647 | 65.902 | 67.927 | 69.428 | 69.731 | 68.808 | 68.033 | 67.394 | 66.726 | 66.135 | 66.365 | 69.712 | 76.607 | 77.931 | 77.371 | 75.738 | 72.325 | 68.307 | 63.692 |              |



# PJM Daily Report

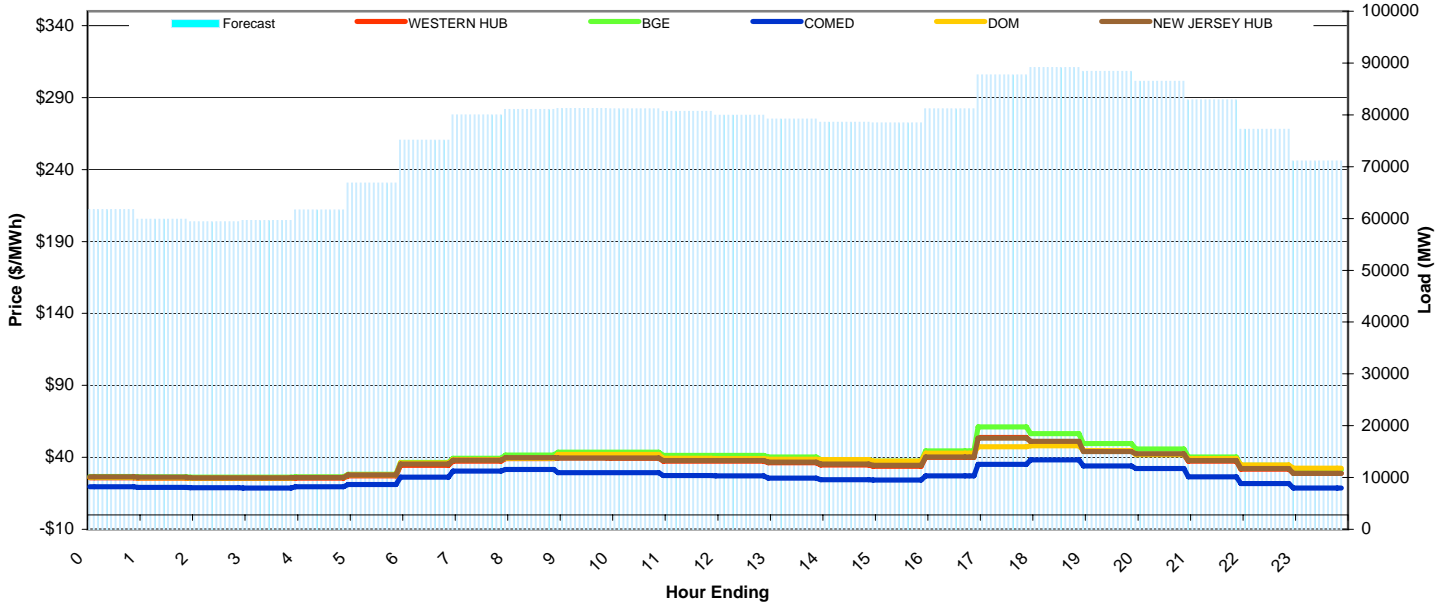
Monday November 30, 2009

Price Color Codes:



## Day-Ahead Prices and Forecast Load

|                | HE1    | HE2    | HE3    | HE4    | HE5    | HE6    | HE7    | HE8    | HE9    | HE10   | HE11   | HE12   | HE13   | HE14   | HE15   | HE16   | HE17   | HE18   | HE19   | HE20   | HE21   | HE22   | HE23   | HE24   | avg all/peak |
|----------------|--------|--------|--------|--------|--------|--------|--------|--------|--------|--------|--------|--------|--------|--------|--------|--------|--------|--------|--------|--------|--------|--------|--------|--------|--------------|
| WESTERN HUB    | 25.72  | 25.60  | 25.35  | 25.34  | 25.60  | 27.15  | 34.54  | 37.35  | 39.04  | 39.51  | 39.34  | 37.45  | 37.42  | 36.31  | 34.78  | 33.84  | 40.03  | 53.76  | 51.01  | 44.55  | 42.11  | 37.32  | 31.85  | 28.97  | 36 / 40      |
| BGE            | 26.646 | 26.407 | 26.149 | 26.145 | 26.472 | 28.189 | 36.508 | 39.368 | 41.652 | 43.523 | 43.48  | 41.431 | 41.431 | 40.272 | 38.456 | 37.36  | 44.458 | 61.245 | 56.427 | 49.492 | 45.811 | 40.329 | 34.369 | 31.42  | 39 / 44      |
| COMED          | 19.639 | 19.037 | 18.98  | 18.792 | 19.609 | 21.231 | 26.27  | 30.506 | 31.652 | 29.452 | 29.258 | 27.433 | 27.233 | 25.63  | 24.436 | 24.227 | 27.177 | 35.168 | 38.306 | 34.017 | 32.243 | 26.548 | 21.78  | 18.713 | 26 / 29      |
| DOM            | 26.087 | 25.867 | 25.648 | 25.6   | 25.974 | 27.739 | 35.94  | 38.578 | 39.295 | 42.01  | 41.933 | 39.33  | 39.24  | 38.711 | 38.473 | 37.305 | 43.032 | 47.278 | 48.088 | 44.738 | 41.714 | 39.127 | 34.686 | 32.421 | 37 / 41      |
| NEW JERSEY HUB | 26.44  | 26.22  | 25.90  | 25.89  | 26.05  | 27.73  | 35.37  | 38.05  | 39.72  | 39.69  | 39.58  | 37.74  | 37.76  | 36.63  | 35.35  | 34.41  | 40.34  | 53.46  | 51.17  | 44.09  | 42.46  | 37.73  | 32.14  | 28.95  | 36 / 40      |
| DA Forecast    | 61.7   | 59.8   | 59.4   | 59.6   | 61.6   | 66.8   | 75.1   | 80.0   | 81.0   | 81.2   | 81.2   | 80.7   | 79.9   | 79.2   | 78.6   | 78.4   | 81.2   | 87.7   | 89.1   | 88.4   | 86.5   | 82.9   | 77.2   | 71.1   | 76 / 82      |



## Preliminary Real-Time Prices with Forecasted and Actual System Load

|                  | HE1    | HE2    | HE3    | HE4    | HE5    | HE6    | HE7    | HE8    | HE9    | HE10   | HE11   | HE12   | HE13   | HE14   | HE15   | HE16   | HE17   | HE18   | HE19   | HE20   | HE21   | HE22   | HE23   | HE24   | avg all/peak |
|------------------|--------|--------|--------|--------|--------|--------|--------|--------|--------|--------|--------|--------|--------|--------|--------|--------|--------|--------|--------|--------|--------|--------|--------|--------|--------------|
| WESTERN HUB      | 22.08  | 21.19  | 20.22  | 19.85  | 20.69  | 25.35  | 28.97  | 28.73  | 28.47  | 28.58  | 35.34  | 58.35  | 37.49  | 33.88  | 38.53  | 35.00  | 107.04 | 231.14 | 117.39 | 42.42  | 43.52  | 43.48  | 28.40  | 26.09  | 47 / 59      |
| BGE              | 22.991 | 22.046 | 21.027 | 20.635 | 21.445 | 26.416 | 30.47  | 30.316 | 29.895 | 29.886 | 39.663 | 72.306 | 38.895 | 35.666 | 37.944 | 37.024 | 141.07 | 339.82 | 151.48 | 47.643 | 42.808 | 42.662 | 29.703 | 27.393 | 56 / 72      |
| COMED            | 20.682 | 19.932 | 19.085 | 17.571 | 15.433 | 24.031 | 27.404 | 27.337 | 27.058 | 26.406 | 28.019 | 31.416 | 31.569 | 31.902 | 28.545 | 25.403 | 34.711 | 44.723 | 58.378 | 33.209 | 30.883 | 34.832 | 26.442 | 9.9988 | 28 / 33      |
| DOM              | 22.459 | 21.642 | 20.679 | 20.308 | 21.022 | 25.813 | 29.686 | 29.334 | 28.792 | 28.481 | 31.071 | 37.775 | 34.794 | 34.166 | 35.253 | 34.529 | 51.797 | 140.48 | 80.42  | 38.556 | 40.326 | 39.771 | 28.734 | 26.567 | 38 / 45      |
| NEW JERSEY HUB   | 23.02  | 21.97  | 20.92  | 20.46  | 21.34  | 26.20  | 29.99  | 30.07  | 30.09  | 30.26  | 36.28  | 55.79  | 39.17  | 36.40  | 39.65  | 36.86  | 98.03  | 192.73 | 108.21 | 42.84  | 43.20  | 44.44  | 29.87  | 27.21  | 45 / 56      |
| Percent Forecast | -2.94  | -3.52  | -4.13  | -4.41  | -4.84  | -5.50  | -5.33  | -4.57  | -3.68  | -2.15  | -1.21  | -0.23  | 0.81   | 1.71   | 2.22   | 2.91   | 2.92   | 1.34   | 1.36   | 1.18   | 1.70   | 2.20   | 3.11   | 3.88   |              |
| RTLload          | 59.957 | 57.803 | 57.025 | 57.097 | 58.793 | 63.334 | 71.331 | 76.49  | 78.139 | 79.513 | 80.2   | 80.471 | 80.557 | 80.553 | 80.336 | 80.787 | 83.621 | 88.873 | 90.335 | 89.459 | 87.992 | 84.744 | 79.667 | 73.97  |              |

