

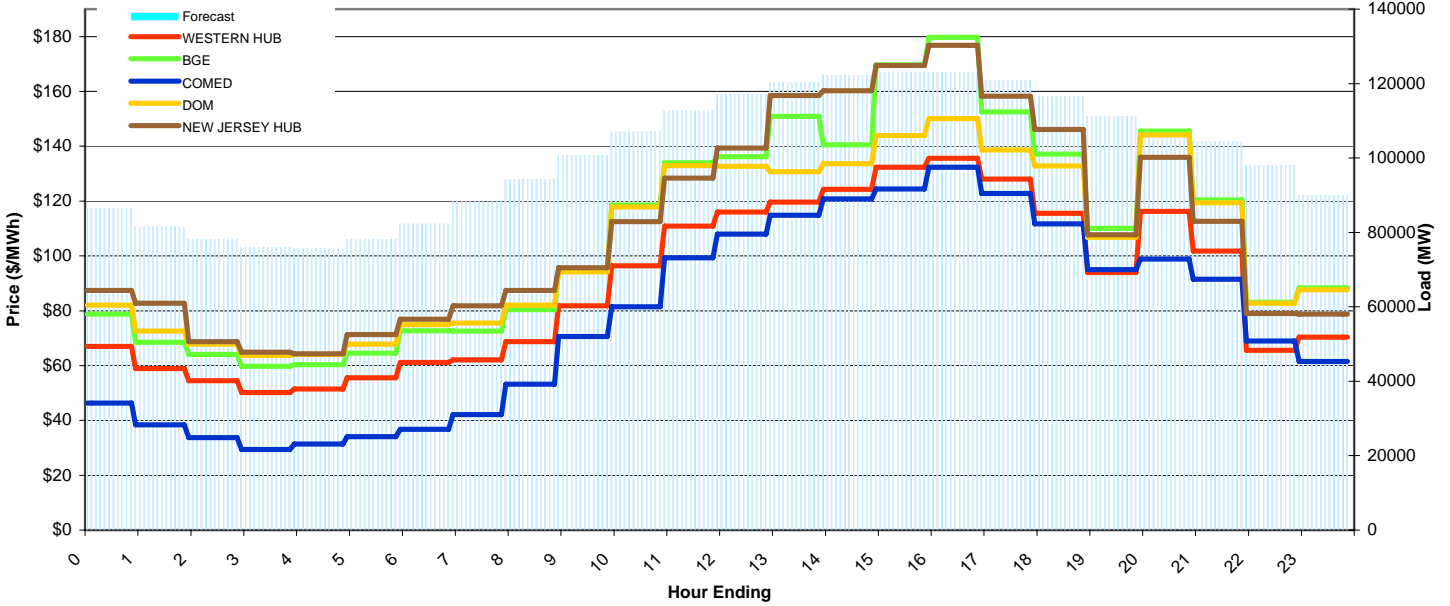
PJM Daily Report

Data for 01-Aug-2008

Price Color Codes: ≤0 ≥100 ≥200

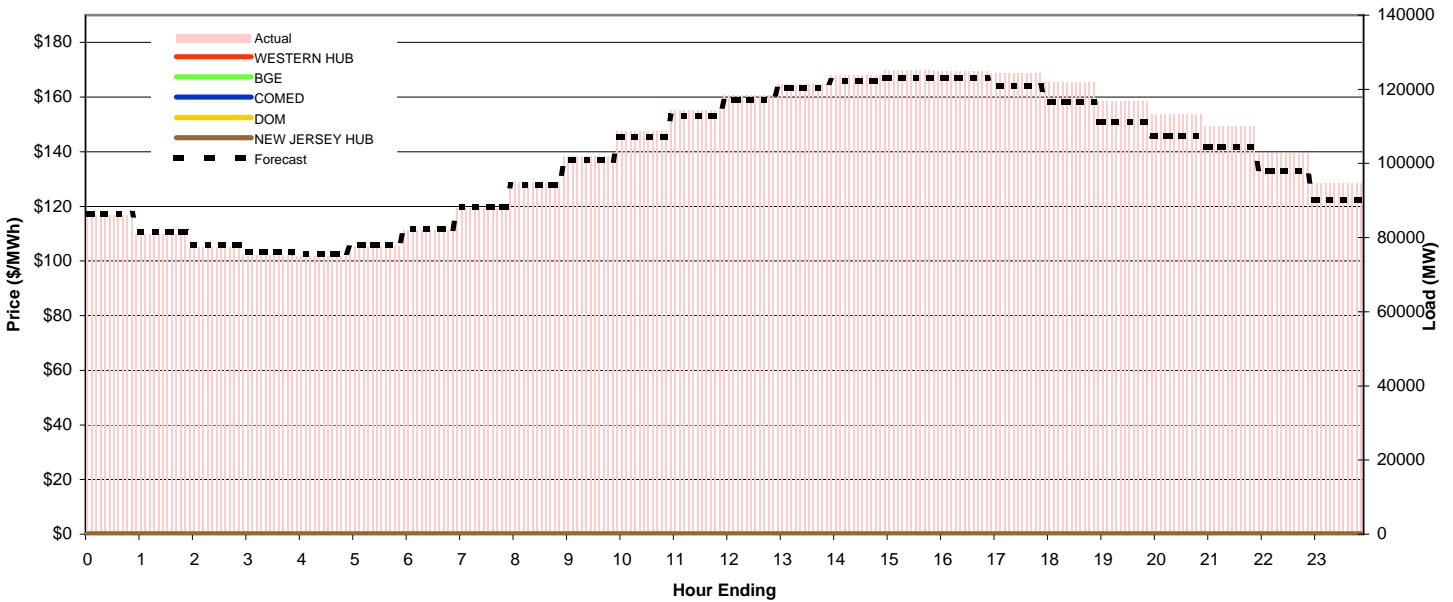
Day-Ahead Prices and Forecast Load

	HE1	HE2	HE3	HE4	HE5	HE6	HE7	HE8	HE9	HE10	HE11	HE12	HE13	HE14	HE15	HE16	HE17	HE18	HE19	HE20	HE21	HE22	HE23	HE24	avg all/peak
WESTERN HUB	67.04	58.94	54.48	50.16	51.42	55.50	61.15	62.07	68.75	81.84	96.37	110.82	116.04	119.57	124.30	132.32	135.61	128.05	115.54	94.00	116.29	101.71	65.65	70.43	89 / 104
BGE	78.805	68.508	64.018	59.715	60.301	64.525	72.659	72.615	80.393	95.213	118.55	133.99	136.22	150.91	140.51	169.71	179.71	152.55	137.12	110.01	145.57	120.45	83.15	88.294	108 / 127
COMED	46.369	38.431	33.705	29.385	31.4	34.094	36.712	42.133	53.202	70.599	81.484	99.347	107.91	114.8	120.79	124.42	132.32	122.73	111.69	94.971	98.892	91.528	68.95	61.52	77 / 96
DOM	81.994	72.62	67.85	63.747	64.078	67.772	74.964	75.5	82.029	94.188	117.89	132.91	132.72	130.7	133.62	143.93	150.04	138.69	132.78	106.81	144.19	119.4	82.77	87.619	104 / 120
NEW JERSEY HUB	87.38	82.69	68.80	64.87	64.27	71.27	76.89	81.79	87.43	95.69	112.56	128.40	139.40	158.49	160.25	169.45	176.77	158.20	146.08	107.71	135.93	112.60	78.99	78.78	110 / 128
DA Forecast	86.5	81.6	78.1	76.0	75.6	78.1	82.3	88.2	94.2	100.8	107.0	112.7	117.1	120.3	122.3	123.2	123.0	120.9	116.6	111.2	107.3	104.4	98.1	90.0	101 / 110



Preliminary Real-Time Prices with Forecasted and Actual System Load

	HE1	HE2	HE3	HE4	HE5	HE6	HE7	HE8	HE9	HE10	HE11	HE12	HE13	HE14	HE15	HE16	HE17	HE18	HE19	HE20	HE21	HE22	HE23	HE24	avg all/peak
0.00	0.00	0.00	0.00	0.00	0.00	0.00	0.00	0.00	0.00	0.00	0.00	0.00	0.00	0.00	0.00	0.00	0.00	0.00	0.00	0.00	0.00	0.00	0.00	0.00	0 / 0
BGE	0	0	0	0	0	0	0	0	0	0	0	0	0	0	0	0	0	0	0	0	0	0	0	0	0 / 0
COMED	0	0	0	0	0	0	0	0	0	0	0	0	0	0	0	0	0	0	0	0	0	0	0	0	0 / 0
DOM	0	0	0	0	0	0	0	0	0	0	0	0	0	0	0	0	0	0	0	0	0	0	0	0	0 / 0
0.00	0.00	0.00	0.00	0.00	0.00	0.00	0.00	0.00	0.00	0.00	0.00	0.00	0.00	0.00	0.00	0.00	0.00	0.00	0.00	0.00	0.00	0.00	0.00	0.00	0 / 0
Percent Forecast	-0.45	-0.78	-0.98	-1.10	-1.03	-0.62	-0.28	-0.39	0.75	1.04	1.60	1.40	1.01	0.86	1.24	1.53	1.50	2.78	4.26	4.84	5.17	5.17	4.52	4.78	
RTLoad	86.109	80.923	77.339	75.217	74.847	77.576	82.077	87.847	94.946	101.85	108.76	114.29	118.25	121.36	123.79	125.09	124.89	124.4	121.79	116.88	113.16	110.1	102.72	94.512	



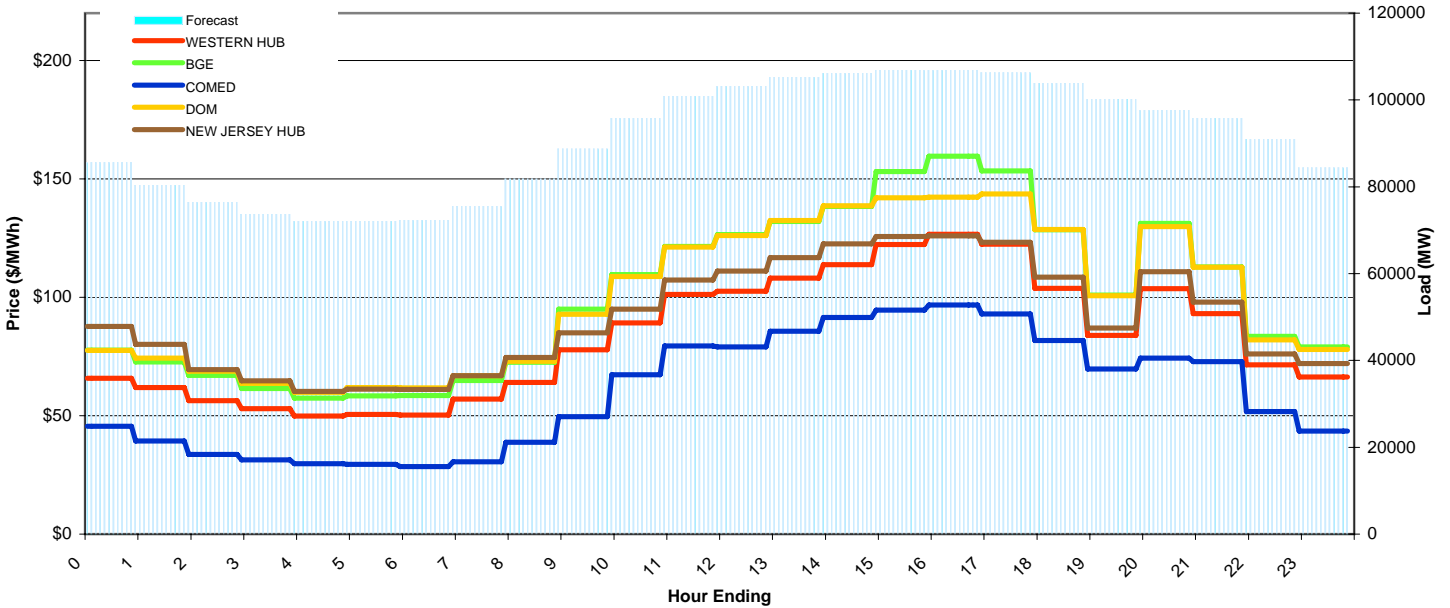
PJM Daily Report

Data for 02-Aug-2008

Price Color Codes: ≤0 ≥100 ≥200

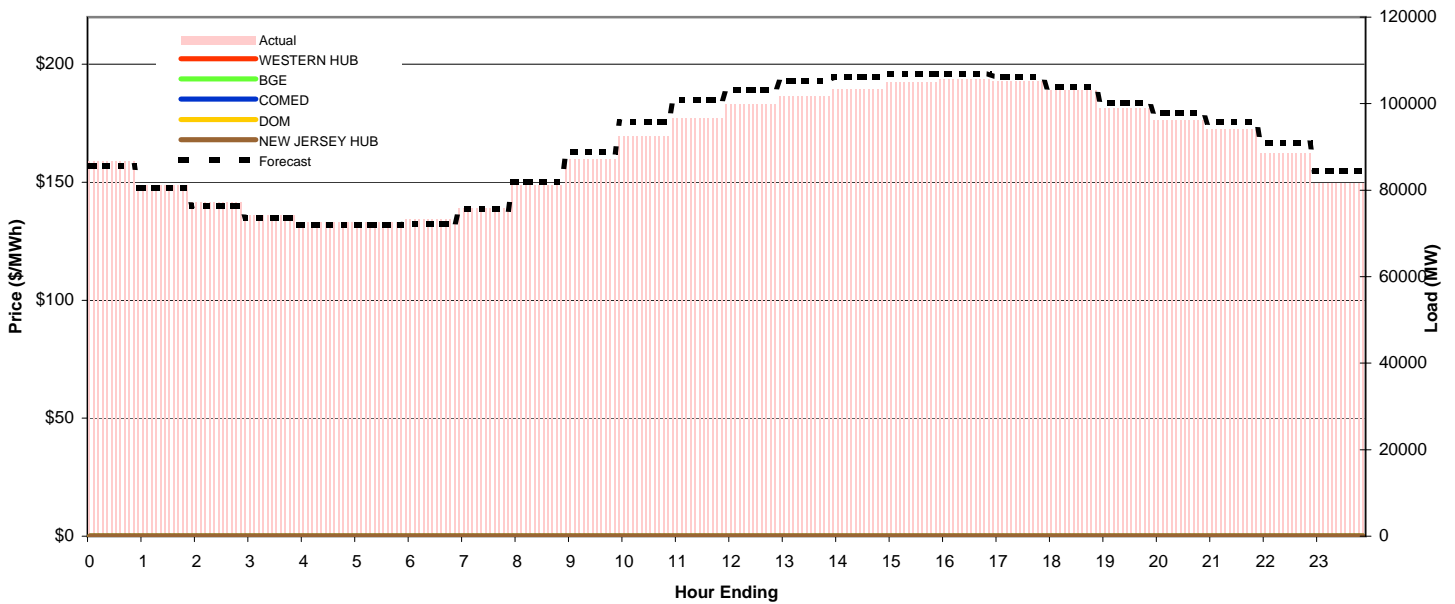
Day-Ahead Prices and Forecast Load

	HE1	HE2	HE3	HE4	HE5	HE6	HE7	HE8	HE9	HE10	HE11	HE12	HE13	HE14	HE15	HE16	HE17	HE18	HE19	HE20	HE21	HE22	HE23	HE24	avg all/peak
WESTERN HUB	65.75	61.91	56.38	52.93	49.80	50.55	50.29	57.04	64.11	77.82	89.24	101.21	102.51	108.05	113.75	122.28	126.64	122.37	103.82	83.91	103.69	93.16	71.44	66.30	83 / 96
BGE	77.766	72.731	67.087	61.527	57.49	58.39	58.503	64.92	72.521	95.047	109.54	121.45	126.49	132.08	138.37	153.11	159.58	153.32	128.47	101	131.25	112.82	83.474	79.036	101 / 118
COMED	45.548	39.287	33.68	31.372	29.708	29.461	28.51	30.578	38.764	49.546	67.337	79.468	79.058	85.627	91.467	94.549	96.711	92.941	81.818	69.715	74.373	72.854	51.711	43.467	60 / 72
DOM	77.569	74.326	68.734	63.604	59.927	61.938	61.739	66.826	73.01	92.826	108.83	121.24	126.1	132.37	138.71	142.08	142.31	143.62	128.63	100.67	129.9	112.7	82.075	77.954	99 / 115
NEW JERSEY HUB	87.64	80.18	69.42	64.66	60.21	61.25	61.01	66.90	74.63	85.01	95.05	107.24	111.10	116.69	122.54	125.68	125.89	123.19	108.52	86.98	110.81	97.97	76.15	72.09	91 / 102
DA Forecast	85.6	80.4	76.4	73.6	72.1	72.0	72.3	75.5	81.8	88.8	95.7	100.8	103.2	105.3	106.2	106.9	106.9	106.3	103.8	100.1	97.7	95.8	90.9	84.4	91 / 98



Preliminary Real-Time Prices with Forecasted and Actual System Load

	HE1	HE2	HE3	HE4	HE5	HE6	HE7	HE8	HE9	HE10	HE11	HE12	HE13	HE14	HE15	HE16	HE17	HE18	HE19	HE20	HE21	HE22	HE23	HE24	avg all/peak
0.00	0.00	0.00	0.00	0.00	0.00	0.00	0.00	0.00	0.00	0.00	0.00	0.00	0.00	0.00	0.00	0.00	0.00	0.00	0.00	0.00	0.00	0.00	0.00	0.00	0 / 0
BGE	0	0	0	0	0	0	0	0	0	0	0	0	0	0	0	0	0	0	0	0	0	0	0	0	0 / 0
COMED	0	0	0	0	0	0	0	0	0	0	0	0	0	0	0	0	0	0	0	0	0	0	0	0	0 / 0
DOM	0	0	0	0	0	0	0	0	0	0	0	0	0	0	0	0	0	0	0	0	0	0	0	0	0 / 0
0.00	0.00	0.00	0.00	0.00	0.00	0.00	0.00	0.00	0.00	0.00	0.00	0.00	0.00	0.00	0.00	0.00	0.00	0.00	0.00	0.00	0.00	0.00	0.00	0.00	0 / 0
Percent Forecast	1.37	0.87	0.91	0.81	0.81	0.72	1.22	0.35	-0.85	-1.73	-3.54	-4.33	-3.36	-3.41	-2.63	-1.80	-1.18	-1.17	-0.82	-1.11	-1.63	-1.89	-2.73	-3.31	
RTLoad	86.766	81.137	77.109	74.203	72.652	72.532	73.193	75.773	81.147	87.249	92.452	96.637	99.798	101.79	103.44	105	105.64	105.04	102.98	98.985	96.129	93.986	88.45	81.677	



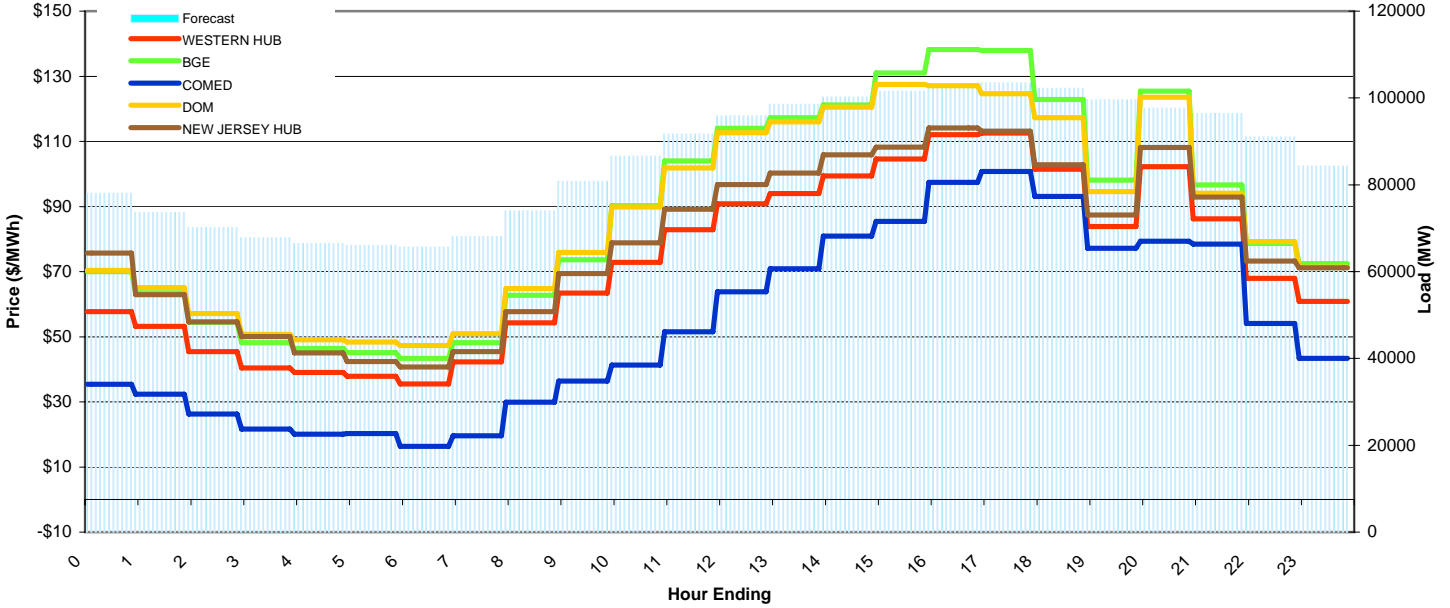
PJM Daily Report

Data for 03-Aug-2008

Price Color Codes: ≤0 ≥100 ≥200

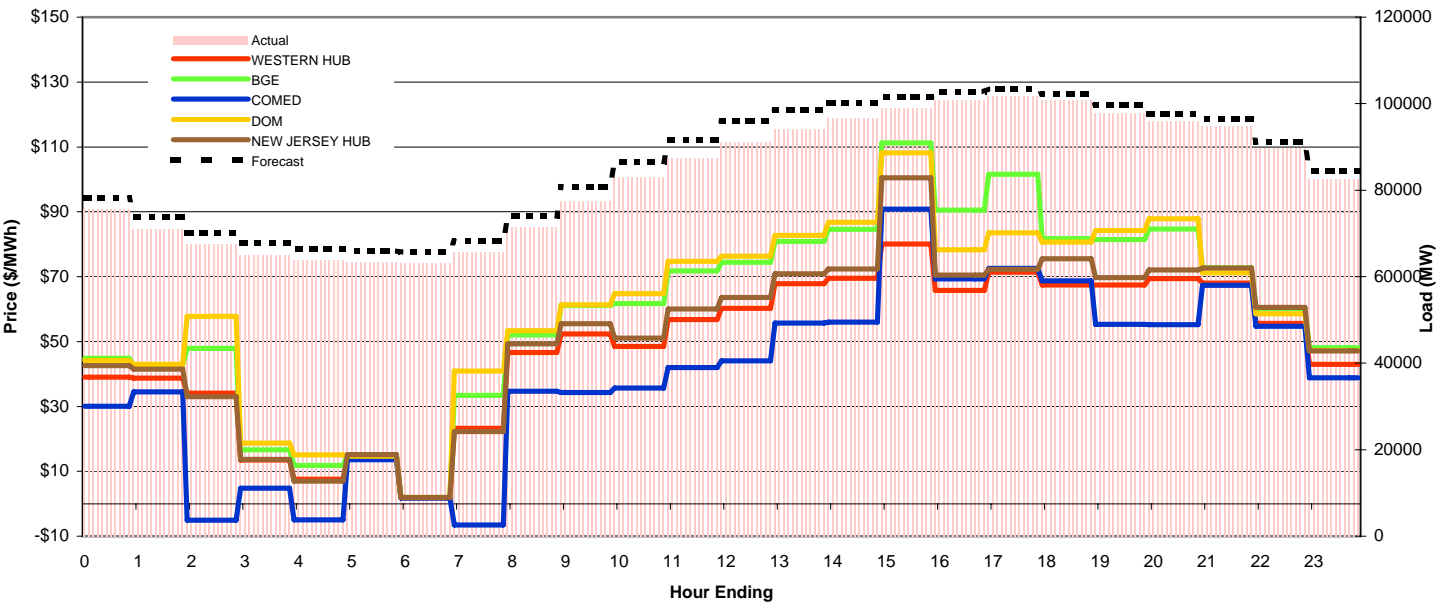
Day-Ahead Prices and Forecast Load

	HE1	HE2	HE3	HE4	HE5	HE6	HE7	HE8	HE9	HE10	HE11	HE12	HE13	HE14	HE15	HE16	HE17	HE18	HE19	HE20	HE21	HE22	HE23	HE24	avg all/peak
WESTERN HUB	57.73	53.24	45.41	40.45	39.00	37.87	35.50	42.30	54.30	63.43	72.88	82.85	90.86	93.97	99.38	104.58	112.05	112.57	101.49	83.83	102.20	86.25	67.94	60.89	73 / 86
BGE	70.007	63.496	54.478	48.162	46.443	45.148	43.382	48.228	62.752	73.67	90.249	103.96	113.98	117.26	121.17	130.99	138.16	137.88	122.86	98.099	125.43	96.618	78.676	72.468	88 / 104
COMED	35.357	32.341	26.227	21.66	20.06	20.242	16.341	19.608	29.943	36.42	41.272	51.534	63.826	70.89	80.901	85.384	97.408	100.8	93.063	77.166	79.321	78.5	54.089	43.333	53 / 66
DOM	70.377	65.133	57.14	50.708	49.07	48.376	47.304	50.892	64.758	75.898	89.88	101.89	112.65	116.04	120.53	127.46	127.15	124.67	117.29	94.599	123.58	94.08	79.217	71.364	87 / 101
NEW JERSEY HUB	75.68	62.94	54.55	50.08	45.02	42.39	40.73	45.47	57.75	69.42	78.82	89.16	96.69	100.24	105.87	108.22	114.17	113.19	102.85	87.36	108.12	92.93	73.23	71.19	79 / 90
DA Forecast	78.1	73.7	70.2	67.8	66.5	66.0	65.7	68.1	74.0	80.8	86.6	91.7	95.9	98.6	100.2	101.6	102.8	103.5	102.2	99.6	97.7	96.4	91.1	84.3	86 / 93



Preliminary Real-Time Prices with Forecasted and Actual System Load

	HE1	HE2	HE3	HE4	HE5	HE6	HE7	HE8	HE9	HE10	HE11	HE12	HE13	HE14	HE15	HE16	HE17	HE18	HE19	HE20	HE21	HE22	HE23	HE24	avg all/peak
WESTERN HUB	39.07	38.77	34.08	13.46	7.58	14.24	1.87	23.21	46.64	52.33	48.46	56.77	60.25	67.81	69.53	80.06	65.76	71.35	67.42	67.39	69.39	68.00	55.56	42.97	48 / 61
BGE	44.798	42.766	47.864	16.638	11.809	14.897	1.95	33.415	52.002	61.156	61.75	71.822	74.416	80.807	84.607	111.19	90.538	101.56	81.783	81.431	84.72	72.768	60.18	48.122	60 / 75
COMED	30.045	34.498	-5.087	4.8314	-4.98	13.551	1.7736	-6.573	34.685	34.312	35.632	41.937	44.015	55.713	55.973	90.768	69.321	72.598	68.695	55.261	55.19	67.314	54.728	38.797	39 / 52
DOM	44.179	43.02	57.769	18.664	15.1	14.703	1.9258	40.893	53.322	61.283	64.769	74.784	76.328	82.74	86.785	108.16	78.251	83.552	80.692	84.192	87.894	71.158	58.576	47.259	60 / 75
NEW JERSEY HUB	42.59	41.45	33.00	13.65	6.95	15.17	1.98	22.26	49.29	55.51	51.09	60.02	63.61	70.93	72.34	100.52	70.44	72.31	75.56	69.67	72.08	72.66	60.58	47.09	52 / 65
Percent Forecast	-3.37	-3.85	-3.98	-4.35	-4.26	-4.23	-3.97	-3.73	-3.39	-4.04	-4.36	-4.74	-5.20	-4.80	-3.74	-2.61	-1.95	-1.62	-1.44	-1.87	-1.88	-1.58	-1.58	-2.12	
RTLoad	75.548	70.941	67.482	65.004	63.753	63.331	63.172	65.659	71.575	77.624	82.97	87.553	91.123	94.062	96.609	98.967	100.8	101.87	100.77	97.779	95.873	94.938	89.633	82.59	



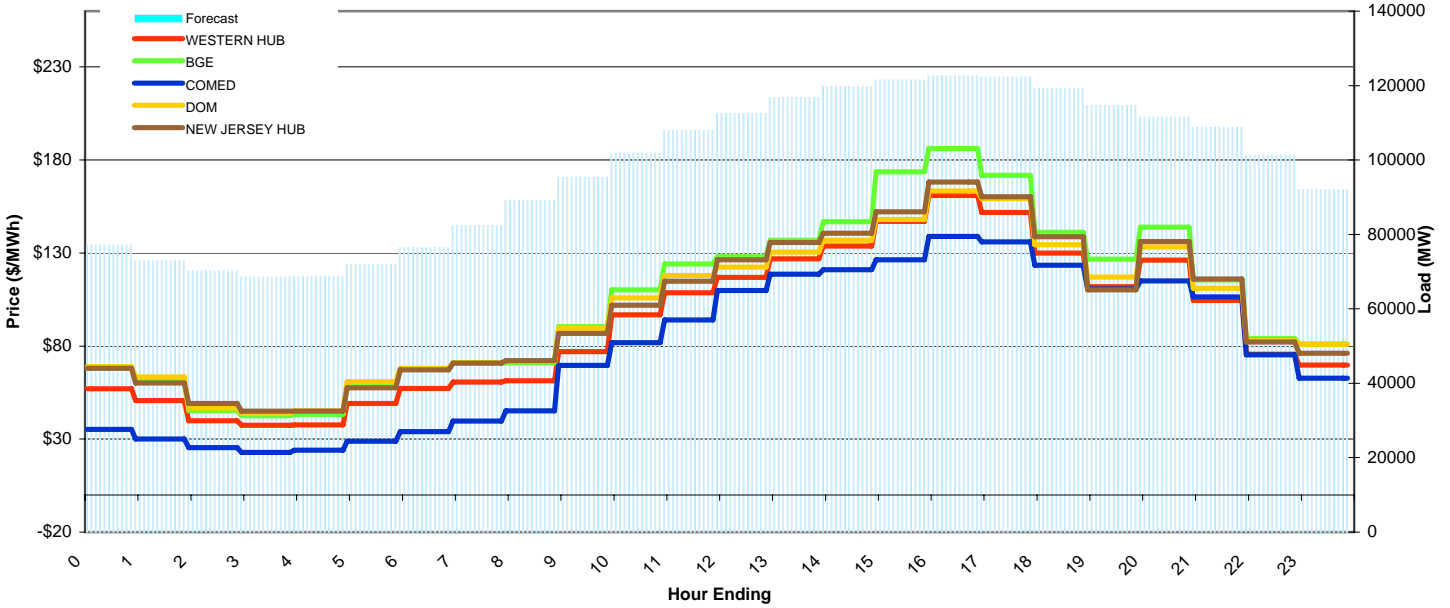
PJM Daily Report

Data for 04-Aug-2008

Price Color Codes: ≤0 ≥100 ≥200

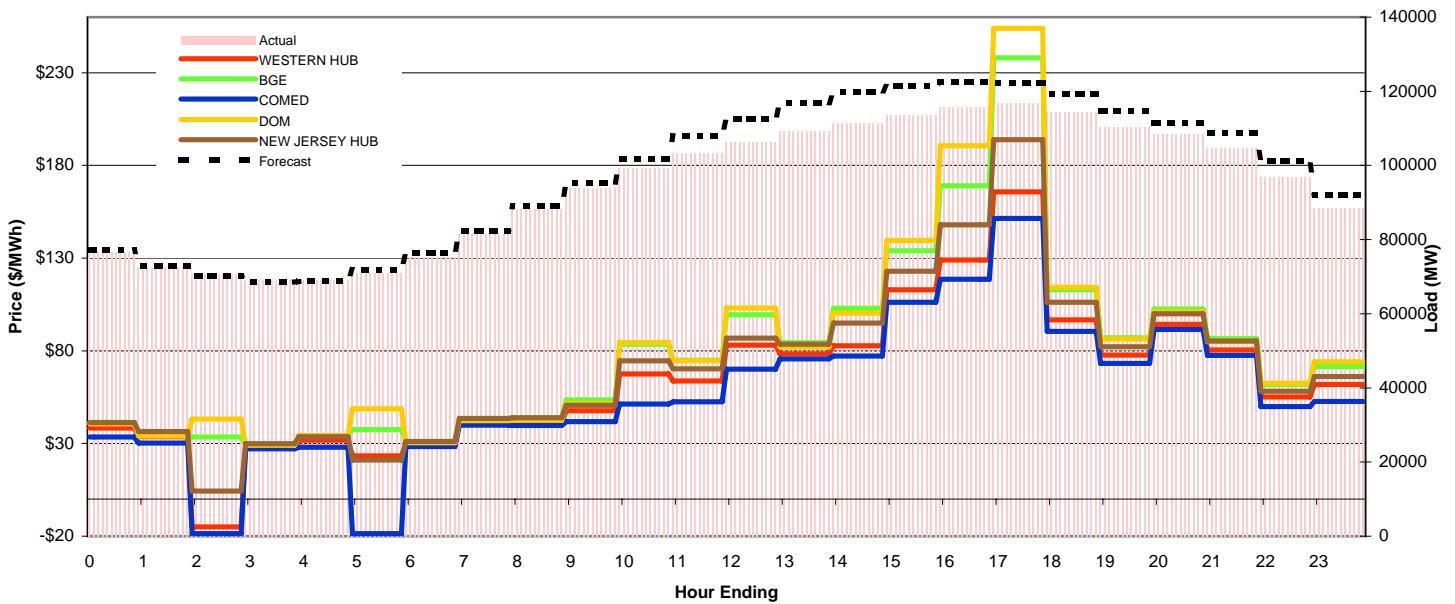
Day-Ahead Prices and Forecast Load

	HE1	HE2	HE3	HE4	HE5	HE6	HE7	HE8	HE9	HE10	HE11	HE12	HE13	HE14	HE15	HE16	HE17	HE18	HE19	HE20	HE21	HE22	HE23	HE24	avg all/peak
WESTERN HUB	57.07	50.68	39.89	37.36	37.58	49.08	57.20	60.60	61.36	77.00	96.75	108.69	116.86	126.83	133.82	147.00	160.97	151.76	130.00	111.84	126.23	104.53	75.59	69.86	91 / 112
BGE	68.08	61.073	45.442	42.542	43.303	58.896	67.561	71.157	71.015	90.397	110.16	124.16	128.13	136.86	146.86	173.59	186.25	171.85	141.08	126.75	143.88	115.61	84.067	81.071	104 / 126
COMED	35.27	29.971	25.359	22.849	24.068	28.815	34.047	39.702	45.153	69.637	81.743	94.093	109.84	118.7	121.02	126.38	138.91	135.98	123.48	110.67	115.01	106.38	75.262	62.715	78 / 101
DOM	68.857	63.351	46.717	43.833	45.123	60.895	68.086	71.005	71.961	89.556	105.81	117.91	122.38	130.42	136.79	148.11	163.4	159.24	134.5	117.04	133.26	111.03	82.851	80.929	99 / 118
NEW JERSEY HUB	68.08	60.17	49.07	45.07	45.02	57.50	67.15	70.78	72.25	86.88	101.92	114.86	126.42	135.73	140.65	152.21	168.21	160.31	138.83	110.24	136.11	116.13	82.19	76.14	99 / 120
DA Forecast	77.1	73.0	70.1	68.5	68.7	71.9	76.4	82.4	89.1	95.3	101.9	107.9	112.5	116.8	119.8	121.5	122.6	122.3	119.3	114.6	111.5	108.8	101.2	92.0	98 / 109



Preliminary Real-Time Prices with Forecasted and Actual System Load

	HE1	HE2	HE3	HE4	HE5	HE6	HE7	HE8	HE9	HE10	HE11	HE12	HE13	HE14	HE15	HE16	HE17	HE18	HE19	HE20	HE21	HE22	HE23	HE24	avg all/peak
WESTERN HUB	38.40	33.75	-14.92	28.15	31.86	23.37	29.50	41.09	41.39	47.69	67.58	63.69	83.14	78.39	82.68	112.98	128.96	165.72	96.70	77.65	94.36	80.41	55.08	61.82	65 / 82
BGE	41.458	35.256	33.482	29.493	34.227	37.464	31.058	43.471	44.024	53.603	83.563	74.917	99.464	84.394	102.92	133.9	169.02	238.15	112.84	87.013	102.53	86.628	61.836	71.549	79 / 99
COMED	33.476	30.164	-18.67	27.188	28.061	-18.69	28.394	39.885	39.776	41.818	51.308	52.588	70.149	75.614	77.167	106.27	118.62	151.34	90.397	73.183	91.55	77.547	49.99	52.608	57 / 75
DOM	40.569	34.034	43.226	29.058	34.413	48.665	30.448	42.351	42.529	51.438	84.425	74.625	103.04	82.032	100.4	139.59	190.54	254.04	114.23	86.42	101.05	85.039	62.475	74.136	81 / 101
NEW JERSEY HUB	41.25	36.40	4.37	29.96	33.68	21.10	31.13	43.45	43.93	50.61	74.56	70.26	86.93	83.62	94.96	123.01	148.05	193.92	106.22	82.25	99.93	85.23	58.25	66.07	71 / 90
Percent Forecast	-0.61	-0.62	0.77	0.80	0.76	-1.44	-1.54	-1.22	-1.04	-1.46	-2.61	-4.43	-5.80	-6.85	-7.39	-7.07	-5.90	-4.64	-4.26	-3.76	-2.75	-4.02	-4.59	-3.77	
RTLoad	76.657	72.508	70.675	69.07	69.251	70.921	75.262	81.37	88.148	93.963	99.261	103.37	106.33	109.27	111.56	113.47	115.76	116.86	114.43	110.49	108.53	104.59	96.802	88.647	



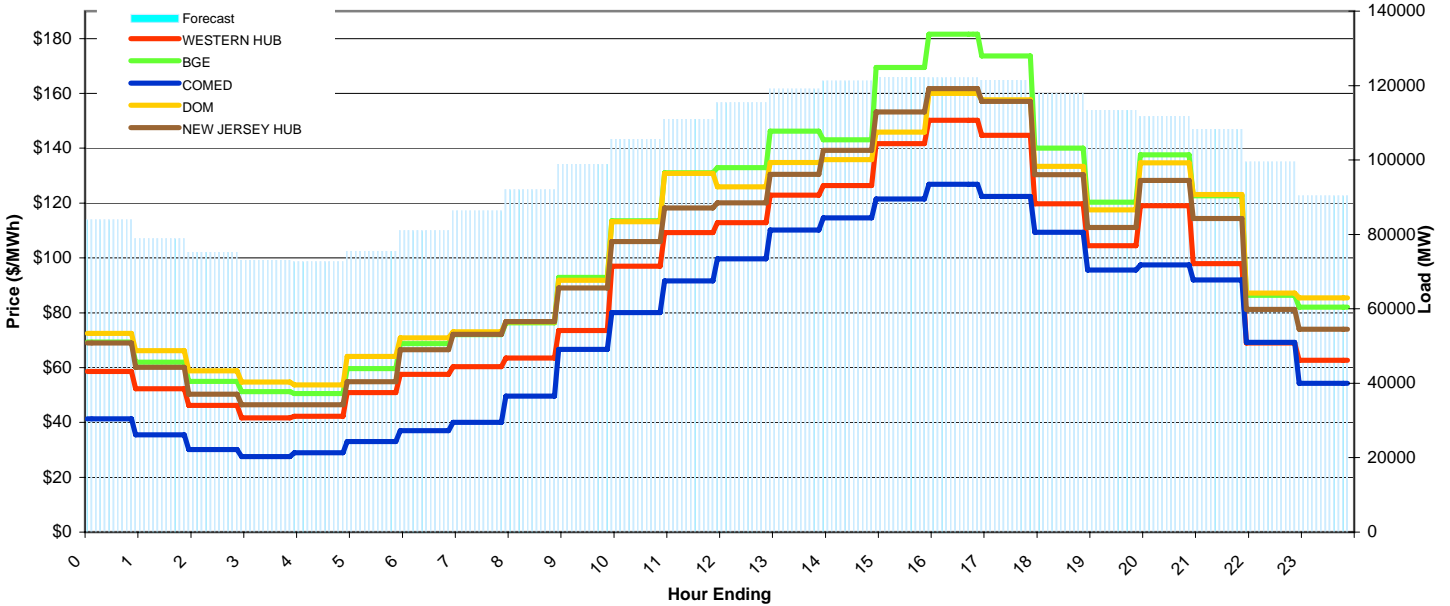
PJM Daily Report

Data for 05-Aug-2008

Price Color Codes: ≤0 ≥100 ≥200

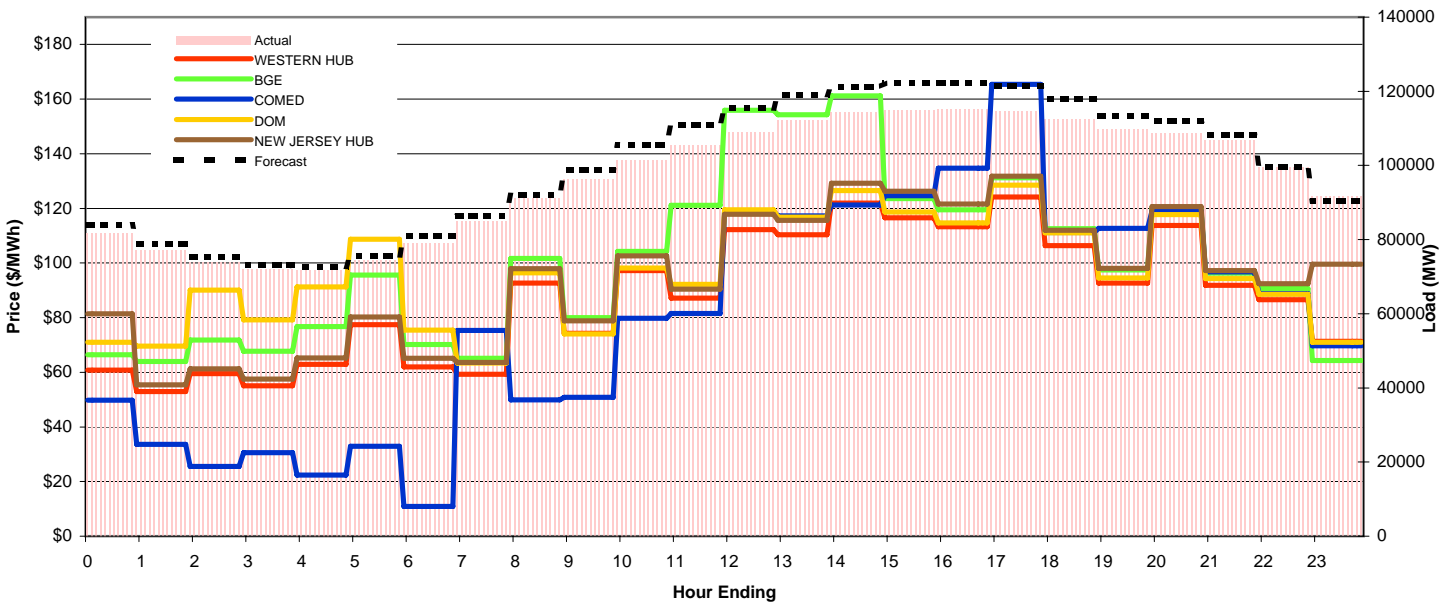
Day-Ahead Prices and Forecast Load

	HE1	HE2	HE3	HE4	HE5	HE6	HE7	HE8	HE9	HE10	HE11	HE12	HE13	HE14	HE15	HE16	HE17	HE18	HE19	HE20	HE21	HE22	HE23	HE24	avg all/peak
WESTERN HUB	58.56	52.28	46.17	41.68	42.22	50.84	57.55	60.38	63.51	73.56	96.94	109.22	112.81	122.90	126.41	141.64	150.24	144.70	119.80	104.47	119.09	97.97	69.00	62.70	89 / 107
BGE	69.356	62.015	55.022	51.229	50.524	59.69	68.744	72.033	76.37	92.946	113.57	131.02	132.93	146.22	143.11	169.42	181.6	173.66	140	120.35	137.61	122.65	86.348	82.067	106 / 127
COMED	41.301	35.433	30.14	27.543	28.92	33.044	37.013	39.993	49.556	66.679	80.065	91.604	99.724	110.16	114.57	121.49	126.81	122.47	109.31	95.612	97.397	92.005	69.156	54.31	74 / 93
DOM	72.459	66.117	58.866	54.76	53.734	64.065	70.816	73.021	76.626	91.877	113.26	130.89	125.87	134.77	135.82	145.88	160	157.69	133.37	117.47	134.74	123.13	87.233	85.48	103 / 121
NEW JERSEY HUB	68.92	60.06	50.29	46.43	46.46	54.80	66.49	72.15	76.84	89.01	105.97	118.26	120.09	130.45	139.28	153.22	161.73	157.14	130.40	111.05	128.31	114.38	81.23	74.00	98 / 118
DA Forecast	84.0	78.8	75.1	73.0	72.7	75.5	81.0	86.3	92.0	98.8	105.5	111.0	115.4	119.1	121.3	122.2	122.2	121.4	117.9	113.3	111.8	108.2	99.5	90.4	100 / 110



Preliminary Real-Time Prices with Forecasted and Actual System Load

	HE1	HE2	HE3	HE4	HE5	HE6	HE7	HE8	HE9	HE10	HE11	HE12	HE13	HE14	HE15	HE16	HE17	HE18	HE19	HE20	HE21	HE22	HE23	HE24	avg all/peak
WESTERN HUB	60.79	52.92	59.45	55.11	62.94	77.39	62.00	59.31	92.61	74.25	97.26	87.19	112.23	110.34	121.90	116.54	113.23	124.14	106.35	92.63	113.79	91.89	86.56	71.38	88 / 100
BGE	66.367	63.942	71.823	67.708	76.704	95.53	70.118	65.103	101.7	80.004	104.24	121.14	155.89	154.24	161.17	123.53	119.43	131.19	112.54	97.474	119.92	96.339	90.622	64.298	100 / 115
COMED	49.794	33.602	25.503	30.569	22.35	32.953	10.892	75.345	49.909	50.886	79.791	81.557	118.88	117.22	121.2	124.69	134.65	165.45	111.11	112.72	119.18	96.775	88.742	69.7	80 / 103
DOM	70.966	69.535	90.023	79.145	91.227	108.7	75.475	63.364	96.36	74.002	98.113	92.14	119.45	116.8	126.5	118.67	114.67	128.48	111.04	94.566	117.67	94.327	88.524	70.936	96 / 103
NEW JERSEY HUB	81.39	55.38	61.29	57.55	65.24	80.25	65.08	63.56	97.96	78.86	102.60	90.40	117.80	115.66	129.21	126.23	121.63	131.77	111.93	98.03	120.63	97.22	92.47	99.55	94 / 106
Percent Forecast	-2.74	-2.42	-1.88	-1.55	-1.17	-1.45	-2.55	-1.78	-1.03	-2.71	-3.97	-5.13	-5.94	-6.24	-6.09	-6.37	-6.13	-5.83	-4.73	-3.25	-2.92	-1.46	-0.05	1.29	
RTLoad	81.731	76.968	73.766	71.88	71.807	74.433	78.981	84.833	91.099	96.229	101.5	105.57	108.95	112.1	114.31	114.88	115.09	114.71	112.59	109.73	108.66	106.68	99.465	91.575	



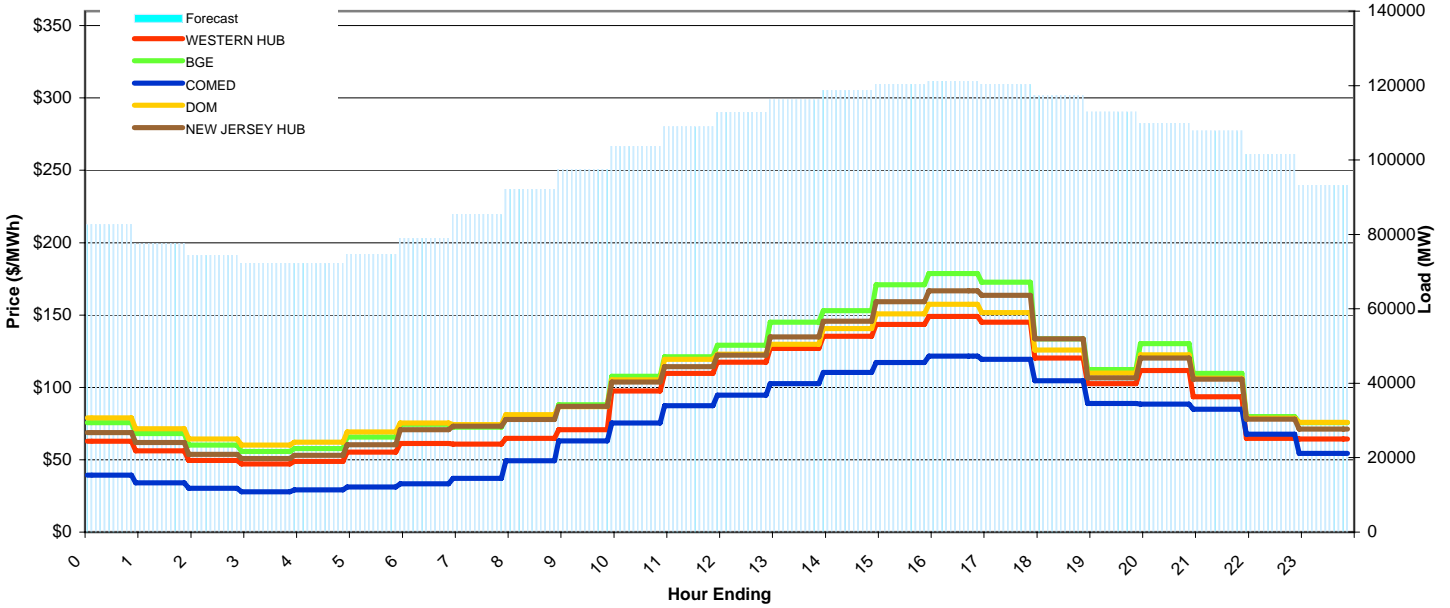
PJM Daily Report

Data for 06-Aug-2008

Price Color Codes: ≤0 ≥100 ≥200

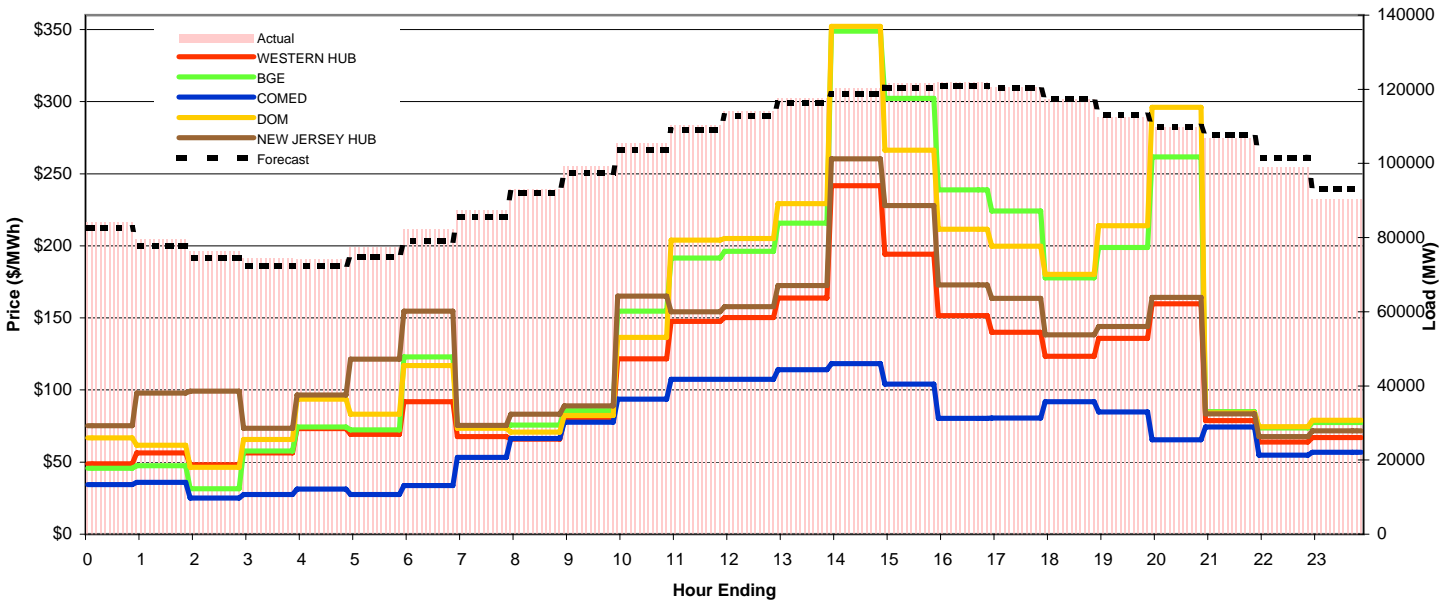
Day-Ahead Prices and Forecast Load

	HE1	HE2	HE3	HE4	HE5	HE6	HE7	HE8	HE9	HE10	HE11	HE12	HE13	HE14	HE15	HE16	HE17	HE18	HE19	HE20	HE21	HE22	HE23	HE24	avg all/peak
WESTERN HUB	62.81	56.13	49.49	46.99	48.80	55.25	61.17	60.79	64.86	70.74	97.42	109.60	117.31	126.96	135.28	143.42	149.07	145.05	120.26	102.60	111.63	93.44	64.71	64.36	90 / 107
BGE	75.633	68.168	60.244	55.619	57.672	65.668	74.566	72.628	78.441	87.959	107.73	121.24	129.16	145.02	152.93	170.93	178.75	172.61	133.54	112.36	130.19	109.72	79.777	75.631	105 / 124
COMED	39.339	33.983	30.224	27.792	29.081	31.116	33.467	37.238	49.378	62.985	75.43	87.258	94.618	102.68	110.42	117.24	121.64	119.35	104.51	88.863	88.551	84.889	67.732	54.321	71 / 88
DOM	78.904	71.519	64.447	60.136	62.123	69.233	75.352	74.374	81.178	86.611	105.23	119.39	122.93	129.85	140.67	150.87	157.43	151.7	125.87	109.92	122.53	106.33	78.773	75.848	101 / 116
NEW JERSEY HUB	68.85	61.85	53.82	50.89	53.16	60.26	70.76	73.29	77.78	86.80	103.72	114.22	122.27	134.99	145.83	159.12	166.65	163.56	133.65	106.64	120.30	105.62	78.04	71.25	99 / 118
DA Forecast	82.6	77.7	74.4	72.4	72.2	74.7	79.0	85.5	92.1	97.5	103.6	108.9	112.8	116.2	118.8	120.4	121.0	120.4	117.3	112.9	109.9	107.8	101.6	93.2	99 / 109



Preliminary Real-Time Prices with Forecasted and Actual System Load

	HE1	HE2	HE3	HE4	HE5	HE6	HE7	HE8	HE9	HE10	HE11	HE12	HE13	HE14	HE15	HE16	HE17	HE18	HE19	HE20	HE21	HE22	HE23	HE24	avg all/peak
WESTERN HUB	48.80	56.46	48.20	56.37	73.27	69.15	91.85	67.61	65.93	79.61	121.53	147.59	150.33	163.82	241.65	194.14	151.52	140.05	123.42	135.89	159.84	78.88	63.86	67.01	108 / 130
BGE	45.724	47.534	31.533	57.67	74.433	72.253	123.03	74.979	75.755	85.574	154.76	191.51	196.16	215.64	348.94	302.21	238.89	224.19	177.71	198.92	261.71	85.099	73.669	77.532	143 / 182
COMED	34.442	36.025	25.174	27.511	31.329	27.414	33.703	53.351	66.274	77.737	93.693	107.32	107.42	114.11	118.29	104.1	80.427	80.628	91.839	84.882	65.451	74.242	54.87	56.835	69 / 86
DOM	66.82	61.722	46.468	65.67	93.69	83.308	117.01	73.465	70.799	82.398	136.59	203.97	205.03	229.18	352.12	266.43	211.49	199.85	180.32	214.04	295.98	84.11	74.514	78.917	146 / 180
NEW JERSEY HUB	75.14	97.80	99.30	73.45	96.62	121.48	154.79	75.42	83.26	88.92	165.18	154.17	157.70	172.48	260.42	227.97	172.80	163.68	138.30	144.03	164.14	83.37	67.73	71.73	130 / 145
Percent Forecast	1.86	2.29	2.58	2.71	2.72	3.28	3.99	2.00	1.05	1.75	1.71	1.15	1.08	1.22	1.16	0.96	0.63	0.17	0.01	-0.44	-0.18	-1.07	-2.68	-3.12	
RTLoad	84.202	79.482	76.395	74.379	74.267	77.277	82.32	87.225	93.055	99.276	105.4	110.18	114.03	117.61	120.16	121.53	121.81	120.56	117.34	112.45	109.69	106.7	98.919	90.408	



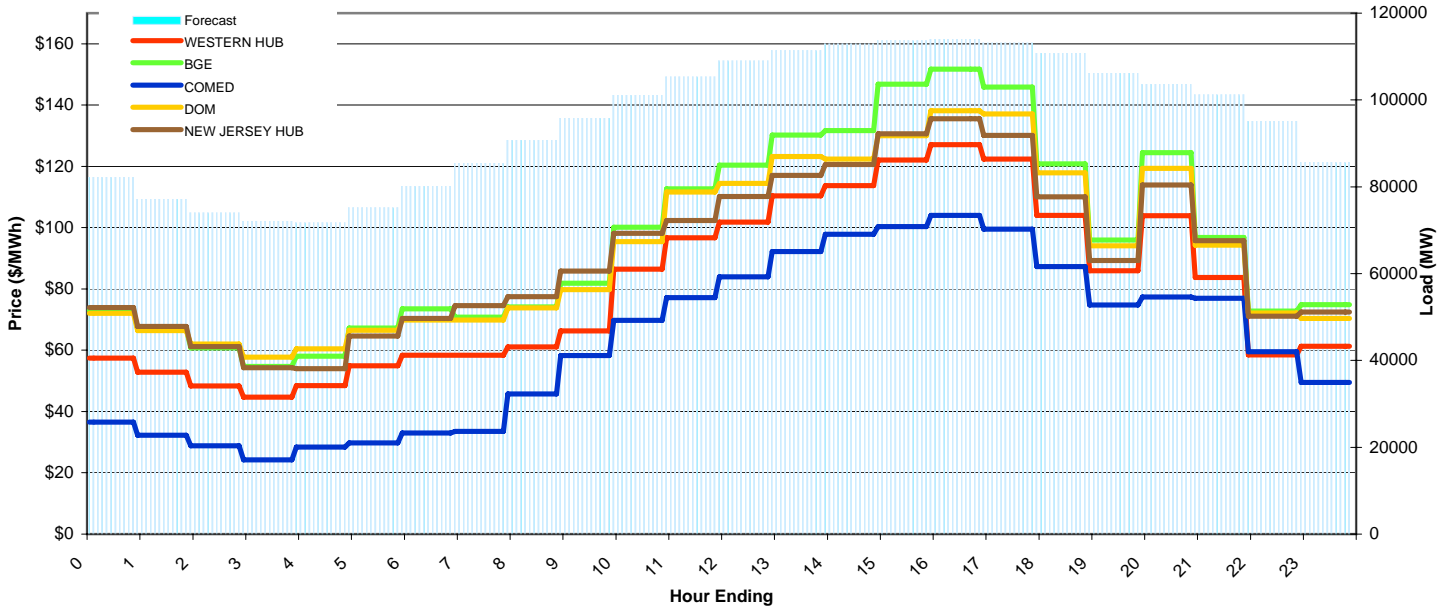
PJM Daily Report

Data for 07-Aug-2008

Price Color Codes: ≤0 ≥100 ≥200

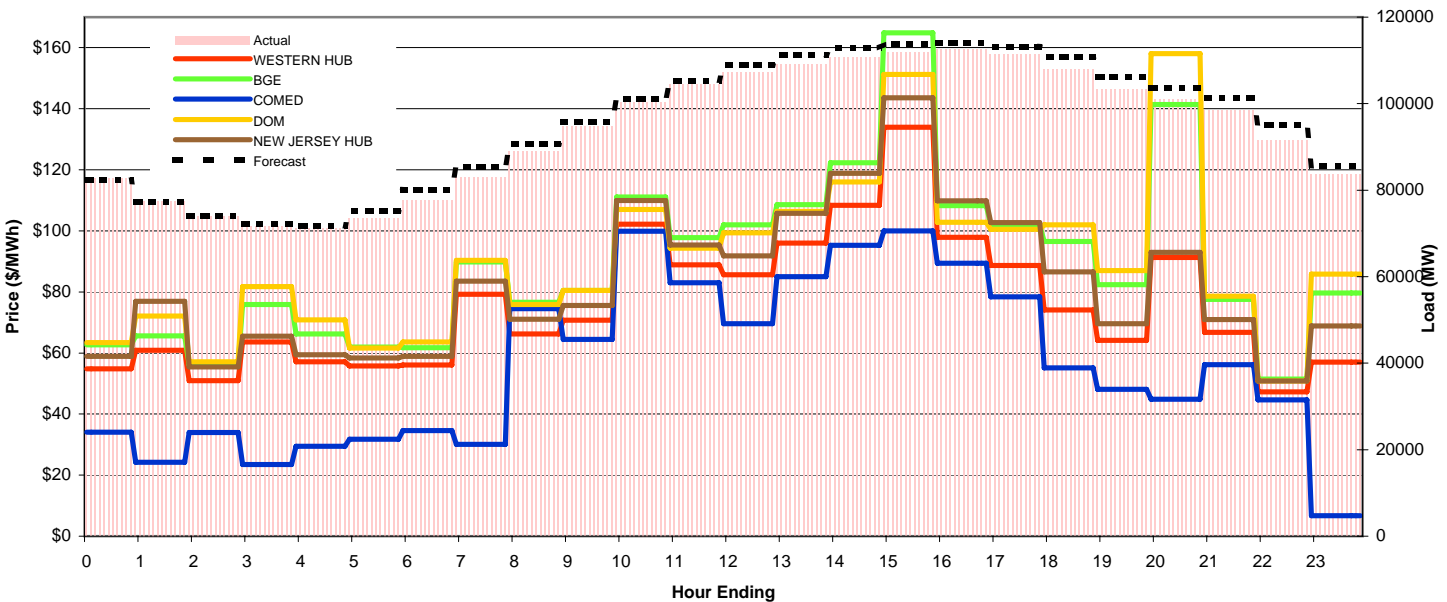
Day-Ahead Prices and Forecast Load

	HE1	HE2	HE3	HE4	HE5	HE6	HE7	HE8	HE9	HE10	HE11	HE12	HE13	HE14	HE15	HE16	HE17	HE18	HE19	HE20	HE21	HE22	HE23	HE24	avg all/peak
WESTERN HUB	57.38	52.80	48.37	44.72	48.47	54.96	58.39	58.36	61.05	66.33	86.44	96.74	101.80	110.37	113.71	122.02	127.09	122.42	103.99	85.90	103.94	83.73	58.45	61.30	80 / 94
BGE	72.948	66.896	60.722	54.734	58.039	67.228	73.507	70.796	74.129	81.864	100.1	112.65	120.39	130.17	131.69	146.79	151.69	145.91	120.82	95.988	124.52	96.83	72.777	74.858	96 / 111
COMED	36.548	32.266	28.857	24.179	28.354	29.715	32.959	33.538	45.788	58.28	69.775	77.133	83.974	92.174	97.797	100.4	103.95	99.524	87.347	74.717	77.379	76.941	59.568	49.469	63 / 77
DOM	72.005	66.459	62.054	57.734	60.483	66.49	69.81	69.881	73.815	79.796	95.476	111.59	114.47	123.19	122.37	130.04	138.19	137.14	117.9	94.043	119.38	94.309	72.116	70.425	92 / 106
NEW JERSEY HUB	73.93	67.73	61.21	54.33	54.01	64.63	70.40	74.51	77.51	85.81	98.12	102.30	110.12	117.08	120.64	130.60	135.56	130.12	110.05	89.27	113.89	95.77	71.09	72.44	91 / 104
DA Forecast	82.3	77.1	74.0	72.1	71.7	75.2	80.1	85.5	90.7	95.7	101.0	105.4	109.0	111.4	112.9	113.7	114.0	113.2	110.7	106.1	103.6	101.2	95.1	85.6	95 / 104



Preliminary Real-Time Prices with Forecasted and Actual System Load

	HE1	HE2	HE3	HE4	HE5	HE6	HE7	HE8	HE9	HE10	HE11	HE12	HE13	HE14	HE15	HE16	HE17	HE18	HE19	HE20	HE21	HE22	HE23	HE24	avg all/peak
WESTERN HUB	54.77	60.88	50.94	63.64	57.11	55.75	56.09	79.18	66.26	70.74	102.14	88.88	85.62	96.05	108.34	133.94	97.87	88.72	74.11	64.10	91.28	66.76	47.26	57.00	76 / 85
BGE	62.672	65.565	56.109	75.874	66.201	61.952	61.782	89.83	76.64	80.464	111.09	97.74	102	108.54	122.28	164.88	108.3	101.88	96.521	82.414	141.39	77.563	51.416	79.63	89 / 101
COMED	34.015	24.235	33.996	23.469	29.42	31.732	34.541	30.096	74.551	64.428	99.883	82.979	69.567	85.016	95.237	100.02	89.379	78.419	55.179	48.137	44.839	56.171	44.638	6.7377	56 / 70
DOM	63.399	72.109	57.081	81.748	70.853	61.677	63.605	90.308	75.889	80.508	107.05	94.307	99.345	106.38	116.01	151.28	102.78	100.51	101.98	87.028	158.02	78.562	50.786	85.828	90 / 100
NEW JERSEY HUB	58.95	76.98	55.46	65.49	59.41	58.43	58.95	83.49	71.02	75.56	109.97	95.43	91.83	105.71	118.90	143.61	109.85	102.72	86.56	69.64	93.01	70.90	50.79	68.88	83 / 92
Percent Forecast	0.51	0.56	0.02	-0.82	-0.84	-2.25	-3.00	-3.04	-2.05	-1.06	-0.66	-0.81	-1.63	-2.10	-2.06	-1.64	-1.27	-1.59	-2.53	-2.75	-2.62	-2.87	-3.93	-2.33	
RTLoad	82.719	77.562	74.026	71.532	71.123	73.556	77.754	82.939	88.906	94.713	100.37	104.52	107.24	109.08	110.61	111.84	112.57	111.41	107.97	103.31	100.92	98.405	91.462	83.626	



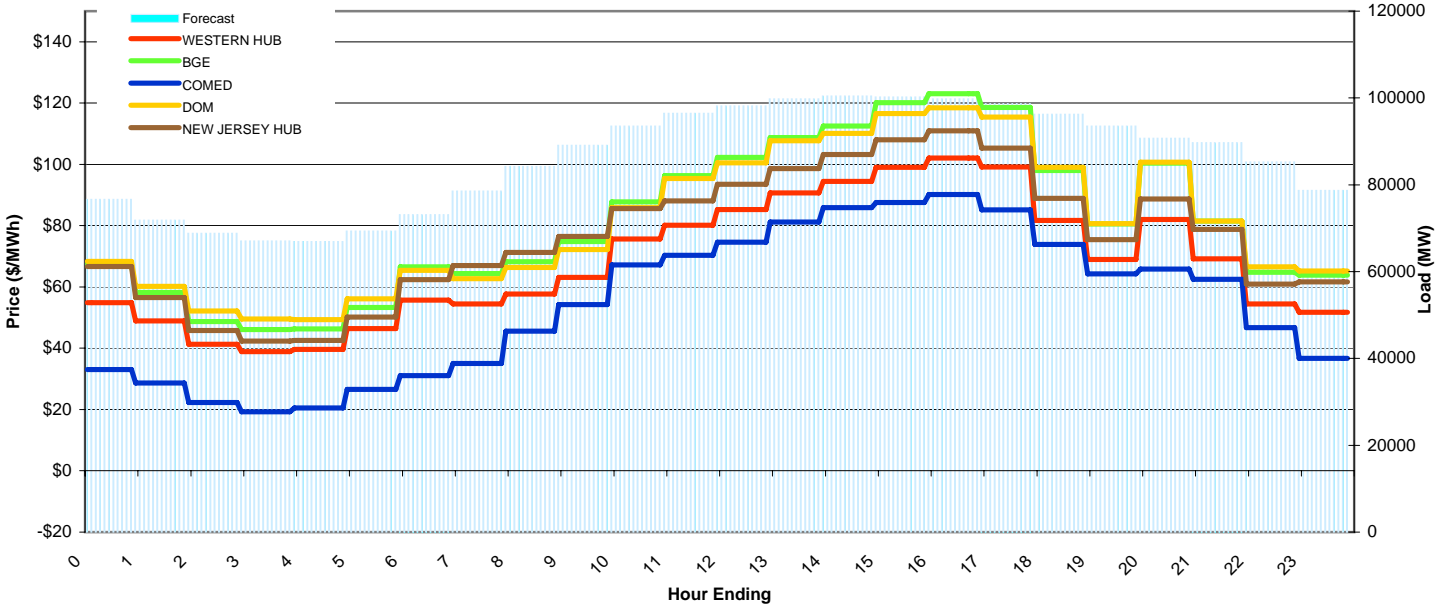
PJM Daily Report

Data for 08-Aug-2008

Price Color Codes: ≤0 ≥100 ≥200

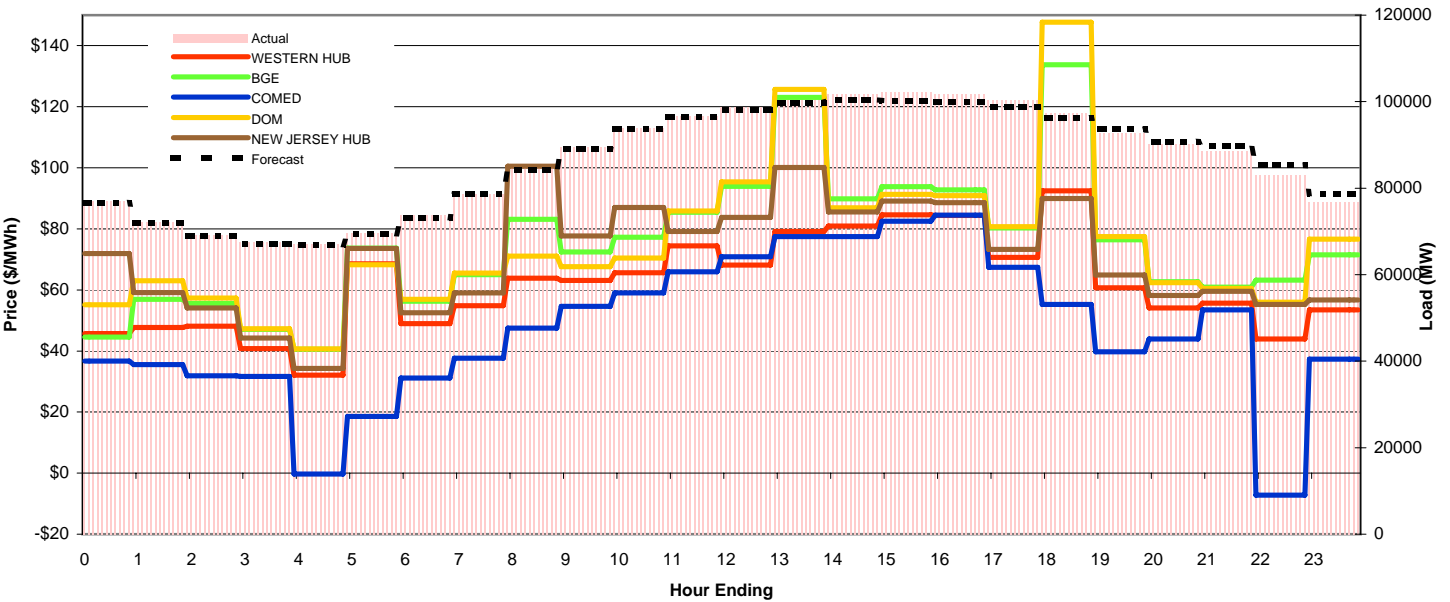
Day-Ahead Prices and Forecast Load

	HE1	HE2	HE3	HE4	HE5	HE6	HE7	HE8	HE9	HE10	HE11	HE12	HE13	HE14	HE15	HE16	HE17	HE18	HE19	HE20	HE21	HE22	HE23	HE24	avg all/peak
WESTERN HUB	54.90	48.93	41.25	38.93	39.66	46.45	55.67	54.41	57.73	63.10	75.61	80.17	85.22	90.72	94.41	99.08	102.09	99.15	81.72	68.92	81.98	69.20	54.42	51.75	68 / 79
BGE	67.269	58.237	48.67	46.1	46.267	53.346	66.547	64.421	68.27	74.866	87.745	96.28	102.27	108.79	112.51	120.1	123.09	118.62	98.018	80.563	100.39	81.459	64.836	63.864	81 / 94
COMED	32.997	28.615	22.275	19.309	20.514	26.584	31.031	35.035	45.585	54.198	67.168	70.361	74.598	81.176	85.841	87.552	90.147	85.149	73.896	64.258	65.821	62.488	46.68	36.741	55 / 68
DOM	68.291	60.181	52.161	49.592	49.341	56.123	65.413	62.676	66.348	72.202	85.902	95.335	100.52	107.66	110.14	116.59	118.43	115.43	99.08	80.628	100.72	81.48	66.593	65.205	81 / 92
NEW JERSEY HUB	66.69	56.57	45.81	42.29	42.53	50.18	62.38	66.99	71.28	76.53	85.56	88.09	93.53	98.63	103.26	108.01	110.95	105.34	88.88	75.43	88.68	78.75	60.98	61.63	76 / 88
DA Forecast	76.7	71.9	68.9	67.1	66.9	69.3	73.1	78.6	84.3	89.1	93.6	96.5	98.2	99.8	100.4	100.3	99.8	98.7	96.3	93.6	90.7	89.7	85.3	78.7	86 / 93



Preliminary Real-Time Prices with Forecasted and Actual System Load

	HE1	HE2	HE3	HE4	HE5	HE6	HE7	HE8	HE9	HE10	HE11	HE12	HE13	HE14	HE15	HE16	HE17	HE18	HE19	HE20	HE21	HE22	HE23	HE24	avg all/peak
WESTERN HUB	45.76	47.73	48.08	40.81	32.07	68.57	48.92	54.80	63.88	63.11	65.67	74.40	68.10	79.11	80.95	84.64	84.38	70.67	92.47	60.70	54.13	55.72	43.90	53.52	62 / 69
BGE	44.572	56.902	55.608	47.048	40.6	73.712	56.321	65.004	83.173	72.428	77.31	85.466	93.885	123.04	89.825	93.807	92.798	80.298	133.77	76.376	62.685	60.895	63.214	71.466	75 / 85
COMED	36.735	35.554	31.92	31.67	-0.32	18.53	31.12	37.6	47.454	54.646	59.07	65.945	70.838	77.513	77.473	82.473	84.462	67.416	55.299	39.691	43.911	53.515	-7.184	37.345	47 / 57
DOM	55.11	63.027	57.398	47.253	40.665	68.234	56.896	65.547	71.044	67.646	70.459	85.899	95.387	125.68	86.936	91.308	90.908	80.694	147.65	77.494	62.393	60.512	55.946	76.66	75 / 83
NEW JERSEY HUB	71.95	59.09	54.06	44.27	34.25	73.55	52.48	59.02	100.58	77.65	87.04	79.13	83.75	100.12	85.53	89.15	88.57	73.25	89.96	64.90	58.16	59.58	55.26	56.68	71 / 78
Percent Forecast	0.43	0.51	0.47	0.56	0.18	0.34	0.93	0.22	0.40	0.40	0.24	0.34	0.53	0.78	1.42	1.90	1.93	1.58	1.03	-0.96	-0.61	-1.24	-2.61	-2.58	
RTLoad	76.994	72.265	69.191	67.468	67.016	69.585	73.812	78.739	84.599	89.472	93.788	96.796	98.699	100.56	101.88	102.22	101.81	100.32	97.261	92.681	90.157	88.599	83.114	76.724	



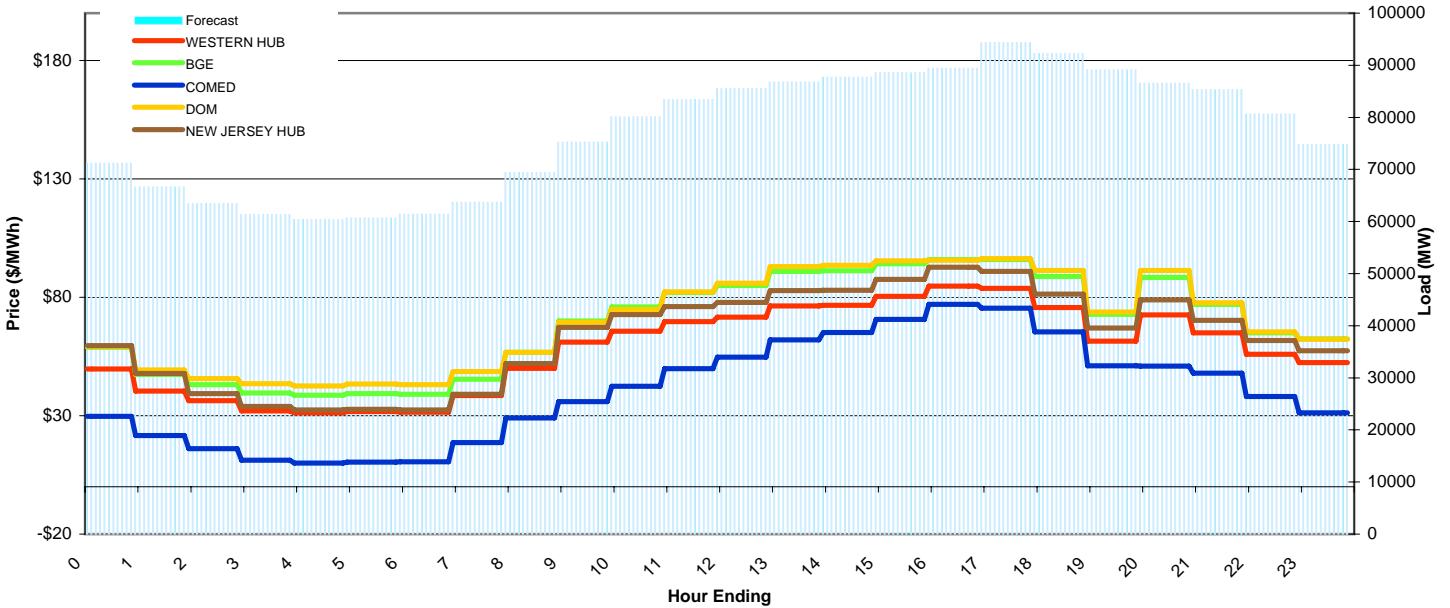
PJM Daily Report

Data for 09-Aug-2008

Price Color Codes: ≤0 ≥100 ≥200

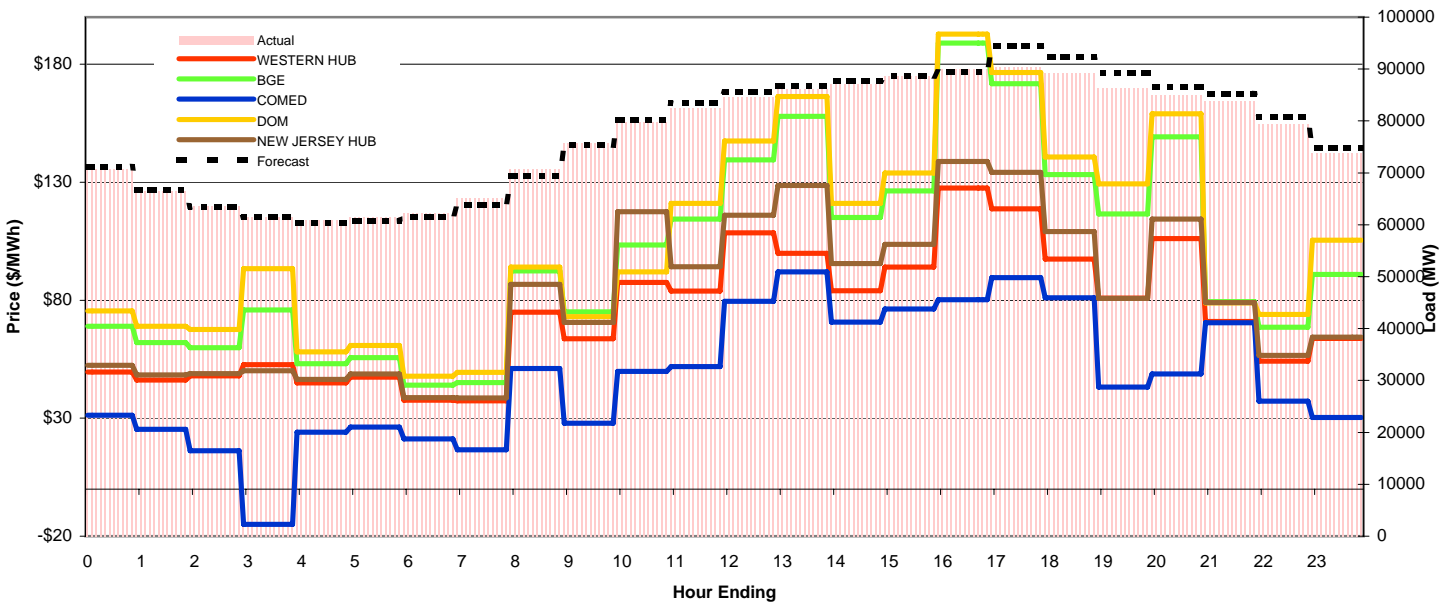
Day-Ahead Prices and Forecast Load

	HE1	HE2	HE3	HE4	HE5	HE6	HE7	HE8	HE9	HE10	HE11	HE12	HE13	HE14	HE15	HE16	HE17	HE18	HE19	HE20	HE21	HE22	HE23	HE24	avg all/peak
WESTERN HUB	49.76	40.42	36.34	32.09	31.21	31.76	31.53	38.51	50.06	61.05	65.62	69.72	71.58	76.39	76.63	80.47	84.79	83.83	75.62	61.51	72.62	65.04	55.88	52.45	58 / 68
BGE	58.977	47.455	43.145	39.568	38.64	39.341	39.05	45.453	56.733	69.948	75.971	82.013	84.949	91	91.16	94.136	95.899	95.91	88.72	72.804	88.35	77.078	64.975	62.461	68 / 80
COMED	29.731	21.663	16.021	11.283	9.9427	10.425	10.491	18.665	29.036	35.969	42.366	49.902	54.746	62.054	65.088	70.649	77.065	75.467	65.373	51.122	50.946	47.935	38.071	31.272	41 / 52
DOM	59.134	49.354	45.723	43.497	42.559	43.393	43.145	48.703	56.821	69.426	74.825	82.34	85.947	93.013	93.481	95.468	95.657	96.396	91.301	73.79	91.368	77.767	65.394	62.28	70 / 81
NEW JERSEY HUB	59.62	47.77	39.36	33.91	32.47	32.65	32.48	39.10	52.07	67.34	72.71	76.03	77.79	82.79	83.03	87.53	92.71	90.93	81.41	67.07	78.96	70.21	61.69	57.45	63 / 74
DA Forecast	71.2	66.6	63.4	61.4	60.4	60.7	61.4	63.7	69.4	75.3	80.1	83.4	85.5	86.8	87.7	88.6	89.4	94.4	92.3	89.2	86.6	85.3	80.7	74.8	77 / 84



Preliminary Real-Time Prices with Forecasted and Actual System Load

	HE1	HE2	HE3	HE4	HE5	HE6	HE7	HE8	HE9	HE10	HE11	HE12	HE13	HE14	HE15	HE16	HE17	HE18	HE19	HE20	HE21	HE22	HE23	HE24	avg all/peak
WESTERN HUB	49.54	46.13	48.00	52.70	45.02	47.39	37.58	37.41	74.99	63.72	87.50	83.90	108.62	99.86	84.01	94.11	127.53	118.72	97.46	80.85	106.20	70.98	54.16	63.87	74 / 87
BGE	68.978	62.029	59.88	75.96	53.058	55.723	43.983	45.086	92.485	75.03	103.43	114.37	139.48	157.96	115.16	126.38	189.06	171.84	133.21	116.62	149.21	79.416	68.633	90.998	99 / 117
COMED	31.32	25.238	16.154	-14.99	24.136	26.187	21.266	16.649	51.055	27.876	49.908	51.94	79.511	91.986	70.785	76.233	80.195	89.639	81.086	43.259	48.779	70.469	37.202	30.363	47 / 60
DOM	75.434	69.004	67.593	93.421	58.113	60.812	47.813	49.448	94.005	73.056	92.063	121.03	147.5	166.34	121.05	133.88	192.8	176.6	140.73	129.37	159.01	78.837	73.938	105.42	105 / 122
NEW JERSEY HUB	52.40	48.39	48.94	50.18	46.43	48.73	38.74	38.65	86.70	70.54	117.52	94.22	116.01	128.65	95.53	103.77	138.82	134.18	109.12	80.76	114.37	79.04	56.62	64.35	82 / 98
Percent Forecast	-0.62	-0.18	0.24	0.36	1.00	1.18	1.35	2.25	1.94	0.67	-0.44	-1.12	-1.06	-0.83	-0.61	0.01	0.65	-4.36	-3.36	-3.24	-1.79	-1.70	-1.60	-1.32	
RTLoad	70.757	66.528	63.599	61.601	60.964	61.431	62.24	65.184	70.782	75.765	79.769	82.518	84.633	86.109	87.193	88.613	90.035	90.438	89.255	86.355	85.034	83.867	79.407	73.841	



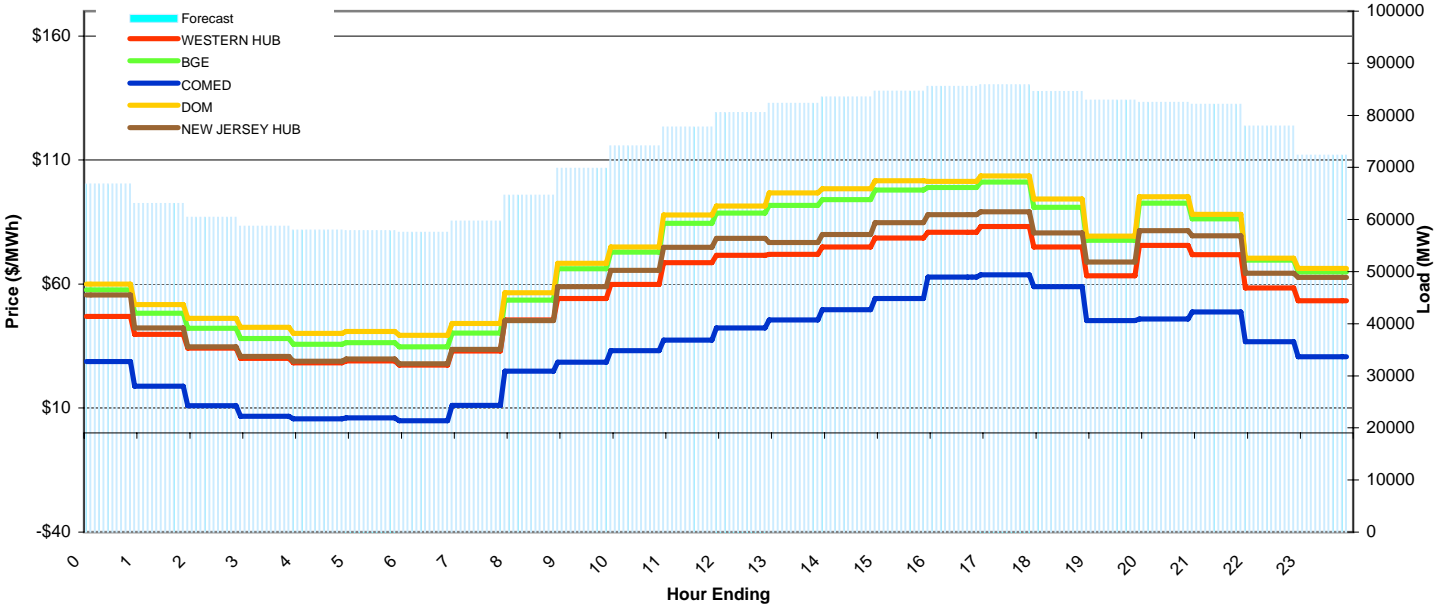
PJM Daily Report

Data for 10-Aug-2008

Price Color Codes: ≤0 ≥100 ≥200

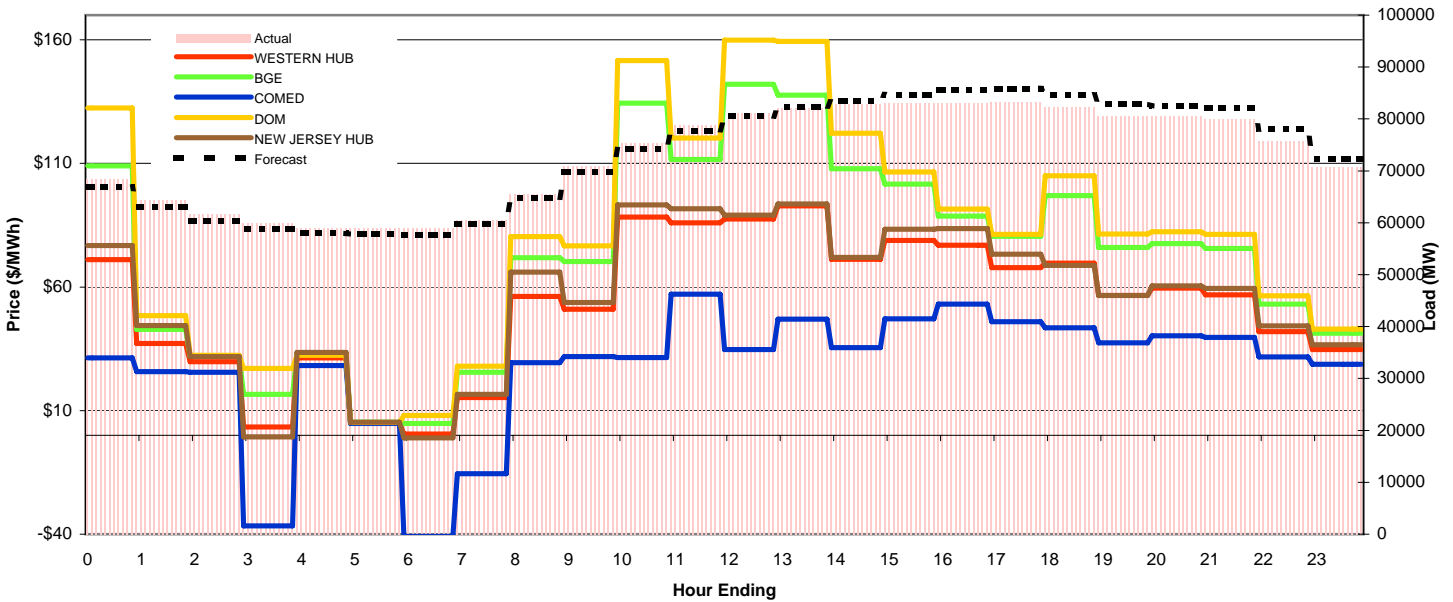
Day-Ahead Prices and Forecast Load

	HE1	HE2	HE3	HE4	HE5	HE6	HE7	HE8	HE9	HE10	HE11	HE12	HE13	HE14	HE15	HE16	HE17	HE18	HE19	HE20	HE21	HE22	HE23	HE24	avg all/peak
WESTERN HUB	46.94	39.67	34.12	30.01	28.21	29.00	27.34	32.96	45.49	54.20	59.86	68.56	71.58	72.01	74.97	78.53	80.87	83.21	74.97	63.38	75.53	71.87	58.45	53.32	56 / 67
BGE	57.589	48.295	42.13	37.994	35.751	36.427	34.668	40.17	53.534	66.143	72.873	84.436	88.629	91.65	94.08	97.93	98.872	101.13	90.933	77.602	92.575	86.222	69.639	64.92	69 / 82
COMED	28.755	18.792	11.01	6.6547	5.6607	6.0874	4.8443	11.14	24.936	28.503	33.177	37.407	42.238	45.565	49.707	54.182	62.744	63.752	58.921	45.269	45.855	48.746	36.742	30.721	33 / 43
DOM	60.027	51.734	46.18	42.525	40.164	40.922	39.271	44.067	56.518	68.417	74.988	87.894	91.478	96.766	98.468	101.6	101.41	103.55	94.22	79.373	95.175	88.133	70.451	66.251	72 / 85
NEW JERSEY HUB	55.58	42.31	34.66	30.84	28.86	29.74	27.84	33.64	45.31	58.99	65.52	74.78	78.42	76.77	79.97	84.70	87.93	89.16	80.63	68.87	81.53	79.46	64.37	62.63	61 / 72
DA Forecast	66.8	63.1	60.4	58.7	58.0	57.8	57.6	59.7	64.7	69.9	74.2	77.8	80.5	82.3	83.6	84.7	85.6	85.8	84.6	82.9	82.5	82.1	78.0	72.3	73 / 79



Preliminary Real-Time Prices with Forecasted and Actual System Load

	HE1	HE2	HE3	HE4	HE5	HE6	HE7	HE8	HE9	HE10	HE11	HE12	HE13	HE14	HE15	HE16	HE17	HE18	HE19	HE20	HE21	HE22	HE23	HE24	avg all/peak
WESTERN HUB	71.05	37.19	29.79	3.31	31.39	5.04	0.56	15.22	56.16	51.05	88.36	86.01	87.56	92.82	71.27	78.81	76.94	67.89	69.69	56.63	59.51	56.86	41.99	34.69	53 / 66
BGE	109.02	42.907	31.941	16.59	32.763	5.2625	4.8238	25.489	71.804	70.273	134.39	111.63	141.99	137.67	107.84	101.65	88.693	80.486	96.917	75.982	77.567	75.599	53.094	41.247	72 / 91
COMED	31.285	25.809	25.557	-36.59	28.215	4.781	-40.97	-15.59	29.424	31.88	31.517	57.115	34.657	46.95	35.525	47.187	53.117	45.915	43.465	37.471	40.316	39.569	31.74	28.794	27 / 37
DOM	132.49	48.446	32.324	27.06	32.394	5.2137	8.0963	28.026	80.403	76.6	151.57	120.3	159.84	159.42	122.21	106.56	91.534	81.361	105.01	81.456	82.309	81.325	56.421	42.994	80 / 99
NEW JERSEY HUB	76.77	44.37	31.81	-0.59	33.59	5.38	-1.07	16.52	66.02	53.73	93.22	91.65	89.13	93.63	71.94	83.36	83.69	73.33	68.77	56.62	60.42	59.43	44.26	36.67	56 / 69
Percent Forecast	2.37	2.02	2.01	2.02	1.79	1.91	2.32	1.37	1.28	1.65	1.60	1.39	0.66	-0.14	-0.85	-2.06	-2.91	-3.04	-2.84	-2.86	-2.31	-2.82	-2.85	-2.27	
RTLoad	68.434	64.402	61.686	59.943	59.041	58.969	58.927	60.561	65.549	71.034	75.355	78.86	81.075	82.184	82.859	82.955	83.147	83.314	82.267	80.64	80.637	79.884	75.797	70.731	



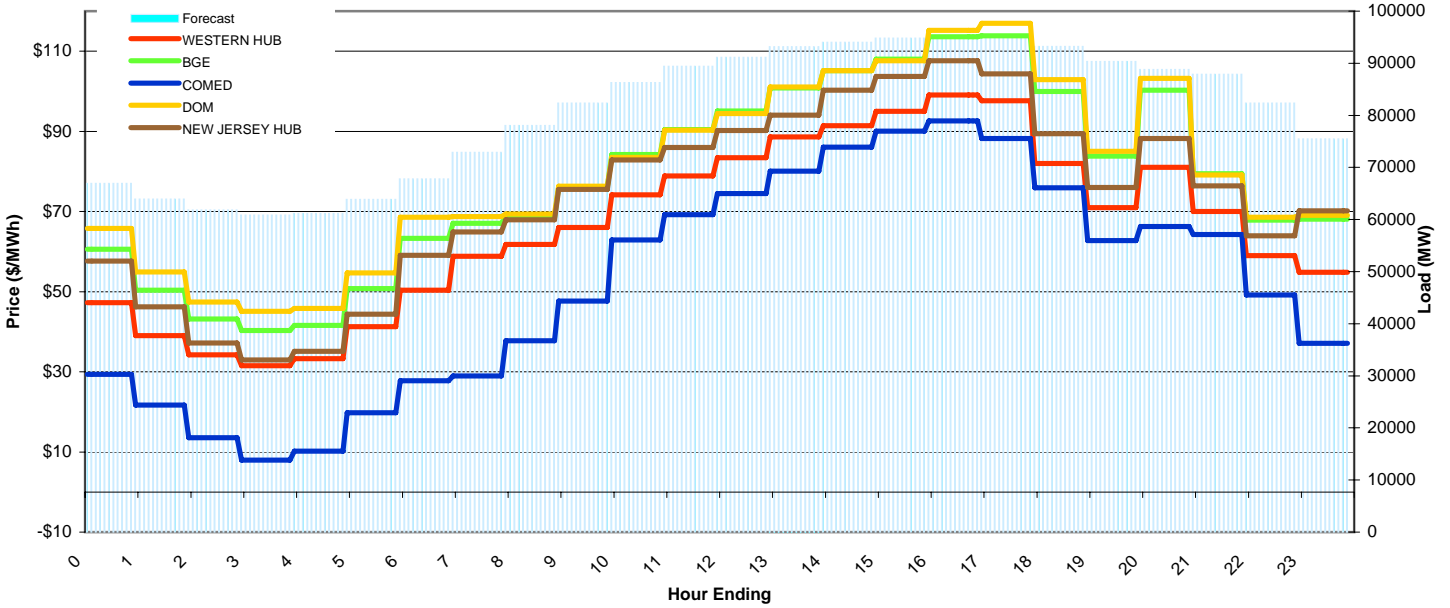
PJM Daily Report

Data for 11-Aug-2008

Price Color Codes: ≤0 ≥100 ≥200

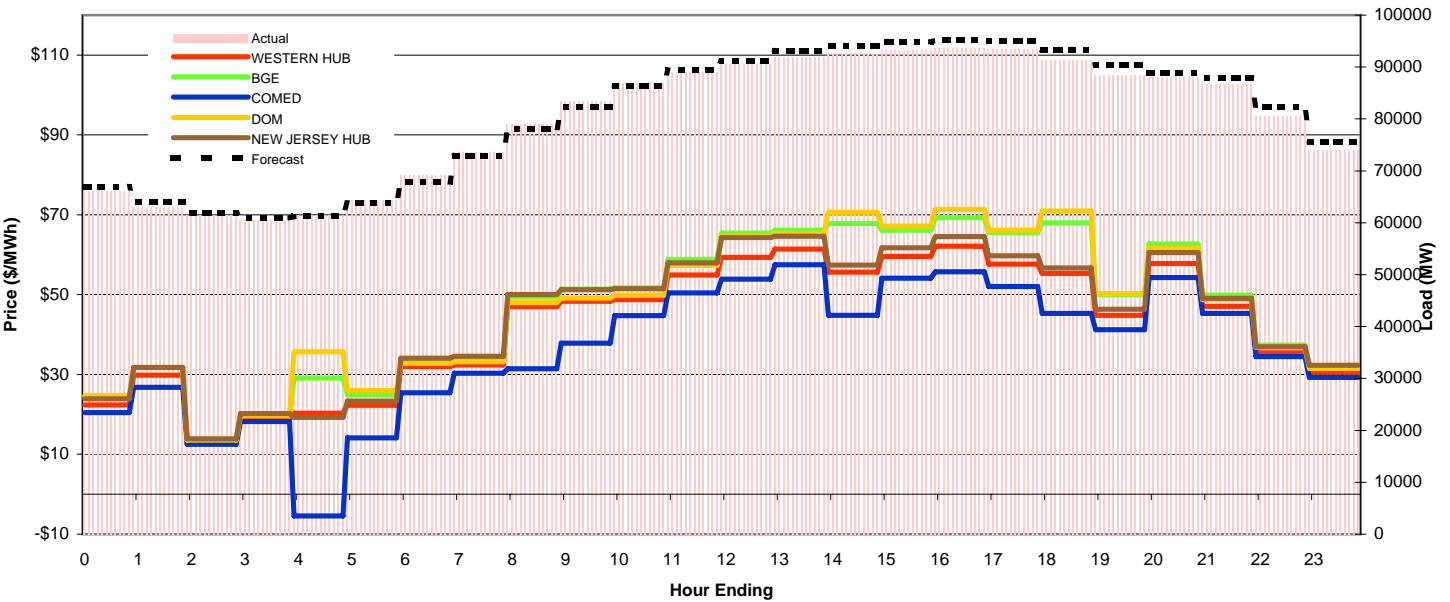
Day-Ahead Prices and Forecast Load

	HE1	HE2	HE3	HE4	HE5	HE6	HE7	HE8	HE9	HE10	HE11	HE12	HE13	HE14	HE15	HE16	HE17	HE18	HE19	HE20	HE21	HE22	HE23	HE24	avg all/peak
WESTERN HUB	47.27	39.01	34.23	31.51	33.24	41.25	50.40	58.83	61.81	66.00	74.14	78.86	83.43	88.64	91.45	95.00	99.09	97.66	82.00	71.00	81.00	70.00	59.00	54.86	66 / 79
BGE	60.563	50.406	43.188	40.337	41.57	50.761	63.342	67.054	68.53	76.176	84.218	90.421	95.104	100.86	105.12	107.98	113.62	113.89	99.964	83.799	100.28	79.443	67.88	68.095	78 / 91
COMED	29.371	21.681	13.583	7.9295	10.212	19.754	27.73	29.005	37.785	47.627	62.886	69.184	74.45	80.061	86.053	90.072	92.632	88.23	75.945	62.756	66.235	64.228	49.134	37.074	52 / 67
DOM	65.764	54.888	47.407	45.07	45.809	54.645	68.541	68.74	69.342	76.335	83.472	90.287	94.42	101.09	105.16	107.61	115.17	117	102.88	85.063	103.26	79.139	68.543	69.017	80 / 92
NEW JERSEY HUB	57.61	46.18	37.19	32.95	35.09	44.36	59.04	64.89	67.96	75.51	82.89	85.97	90.19	94.05	100.24	103.73	107.65	104.39	89.41	76.00	88.23	76.38	63.97	70.20	73 / 86
DA Forecast	67.0	64.0	61.9	60.9	61.2	63.9	67.8	72.9	78.1	82.4	86.3	89.4	91.2	93.2	94.1	94.8	95.1	95.0	93.2	90.3	88.8	87.9	82.4	75.5	81 / 88



Preliminary Real-Time Prices with Forecasted and Actual System Load

	HE1	HE2	HE3	HE4	HE5	HE6	HE7	HE8	HE9	HE10	HE11	HE12	HE13	HE14	HE15	HE16	HE17	HE18	HE19	HE20	HE21	HE22	HE23	HE24	avg all/peak
WESTERN HUB	22.40	29.85	13.09	19.04	20.32	22.32	32.03	32.44	47.02	48.36	48.73	54.89	59.32	61.38	55.63	59.60	62.13	57.68	55.36	44.85	57.84	47.03	35.45	30.54	42 / 52
BGE	24.545	31.768	13.671	19.857	29.141	24.982	33.485	34.055	49.474	51.377	51.717	58.848	65.425	66.101	67.822	66.11	69.241	65.597	67.95	50.008	62.66	49.838	37.338	31.969	47 / 57
COMED	20.417	26.795	12.498	18.182	-5.441	14.124	25.43	30.339	31.415	37.866	44.753	50.411	53.88	57.521	44.839	54.112	55.719	52.057	45.273	41.198	54.25	45.3	34.495	29.268	36 / 46
DOM	24.665	31.786	13.552	19.658	35.695	25.992	32.789	33.196	48.025	49.127	49.898	57.29	64.629	65.333	70.611	67.198	71.38	66.101	70.967	50.239	61.675	48.781	36.818	31.523	47 / 57
NEW JERSEY HUB	23.90	31.77	13.91	20.23	19.29	23.30	34.05	34.54	50.04	51.21	51.43	57.95	64.33	64.60	57.38	61.77	64.52	59.73	56.65	46.32	60.52	49.04	36.98	32.31	44 / 54
Percent Forecast	-1.31	-1.35	-0.74	-0.47	0.36	0.79	1.89	1.03	1.20	1.44	0.76	-0.39	-0.58	-1.33	-1.43	-1.72	-1.51	-1.72	-2.08	-2.18	-0.82	-1.43	-2.30	-2.07	
RTLoad	66.111	63.111	61.413	60.612	61.421	64.373	69.121	73.681	79.025	83.556	86.945	89.065	90.659	91.953	92.747	93.245	93.723	93.377	91.327	88.403	88.094	86.67	80.54	73.967	



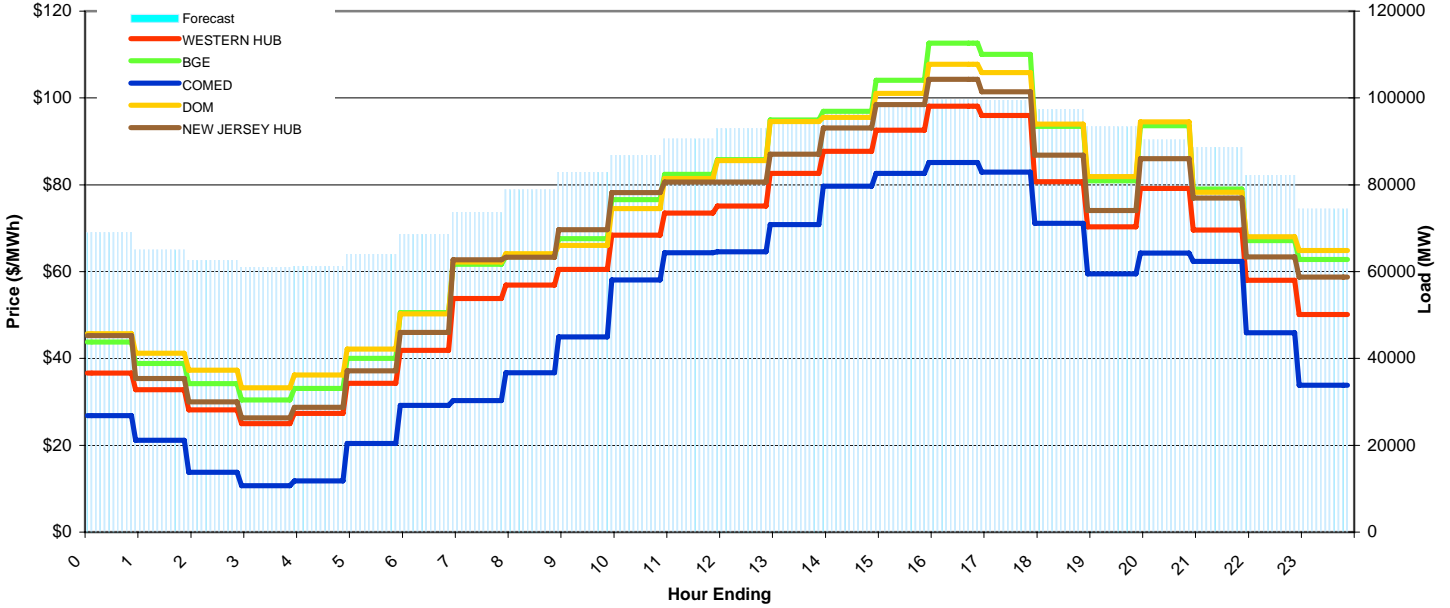
PJM Daily Report

Data for 12-Aug-2008

Price Color Codes: ≤0 ≥100 ≥200

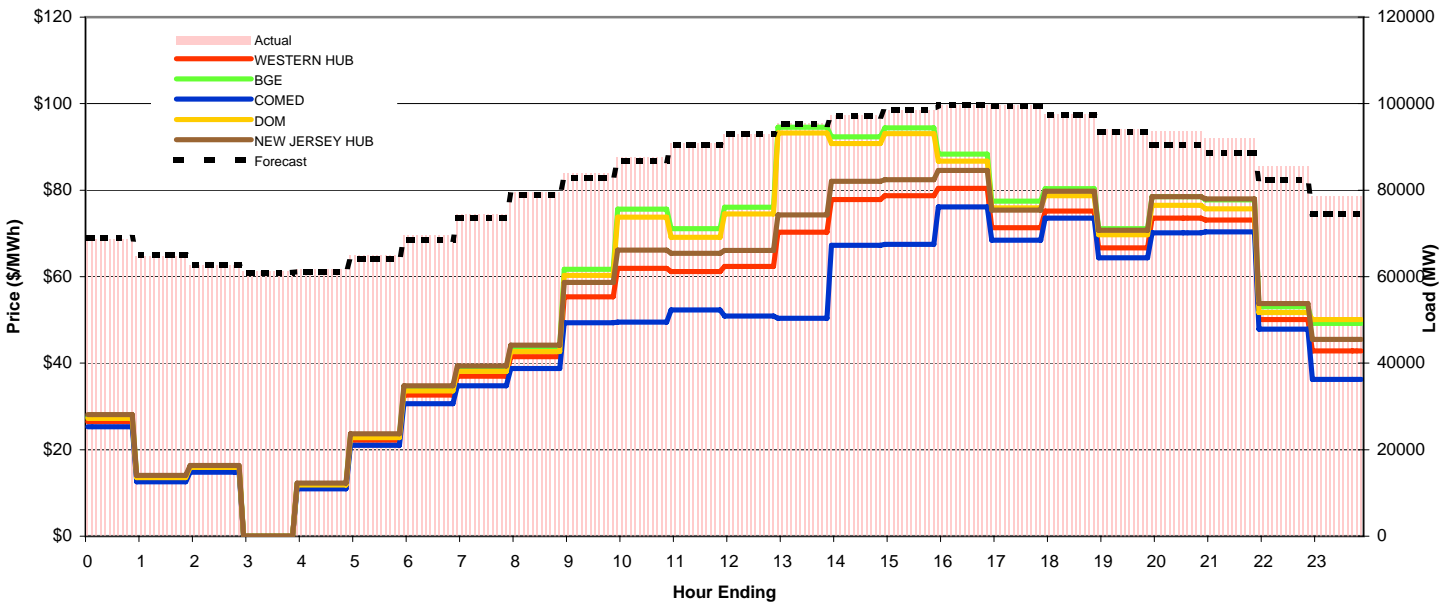
Day-Ahead Prices and Forecast Load

	HE1	HE2	HE3	HE4	HE5	HE6	HE7	HE8	HE9	HE10	HE11	HE12	HE13	HE14	HE15	HE16	HE17	HE18	HE19	HE20	HE21	HE22	HE23	HE24	avg all/peak
WESTERN HUB	36.64	32.78	28.15	24.96	27.31	34.25	41.86	53.83	56.94	60.54	68.43	73.46	75.09	82.60	87.71	92.57	98.12	95.97	80.73	70.31	79.15	69.59	58.00	50.15	62 / 75
BGE	43.774	38.846	34.228	30.441	33.085	40.041	50.591	61.731	63.497	67.625	76.59	82.422	85.824	94.92	96.958	104.07	112.65	110.07	93.499	80.907	93.63	79.049	67.117	62.794	71 / 86
COMED	26.8573	21.119	13.798	10.71	11.821	20.44	29.172	30.304	36.692	44.961	58.119	64.348	64.555	70.844	79.659	82.66	85.118	82.944	71.141	59.504	64.304	62.343	45.902	33.866	49 / 63
DOM	45.673	41.201	37.27	33.268	36.167	42.176	50.247	62.22	64.149	66.06	74.511	81.43	85.548	94.563	95.503	101.06	107.78	105.84	94.016	81.891	94.489	78.273	68.003	64.828	71 / 85
NEW JERSEY HUB	45.28	35.36	30.00	26.34	28.77	37.16	46.03	62.76	63.34	69.66	78.20	80.63	80.65	87.09	93.10	98.45	104.27	101.45	86.82	74.05	86.01	76.99	63.43	58.72	67 / 82
DA Forecast	69.0	65.0	62.6	61.0	61.1	64.1	68.6	73.6	78.8	82.9	86.8	90.6	92.9	95.2	97.1	98.6	99.6	99.4	97.4	93.4	90.3	88.6	82.3	74.4	82 / 90



Preliminary Real-Time Prices with Forecasted and Actual System Load

	HE1	HE2	HE3	HE4	HE5	HE6	HE7	HE8	HE9	HE10	HE11	HE12	HE13	HE14	HE15	HE16	HE17	HE18	HE19	HE20	HE21	HE22	HE23	HE24	avg all/peak
WESTERN HUB	26.46	13.17	15.40	0.00	11.52	22.20	32.65	36.98	41.48	55.36	61.96	61.17	62.36	70.28	77.86	78.74	80.38	71.29	75.20	66.67	73.52	73.12	50.11	42.81	50 / 65
BGE	27.581	13.676	16.006	0	11.98	23.168	34.177	38.879	43.768	61.739	75.611	71.097	76.02	94.542	92.352	94.367	88.367	77.481	80.329	71.126	78.492	77.744	53.03	49.218	56 / 73
COMED	25.289	12.586	14.806	0	10.984	20.985	30.629	34.804	38.749	49.375	49.476	52.282	50.925	50.412	67.236	67.447	76.113	68.425	73.572	64.395	70.151	70.353	47.843	36.27	45 / 58
DOM	27.257	13.535	15.881	0	11.826	22.8	33.571	38.099	42.703	60.315	73.774	69.086	74.469	93.232	90.762	93.094	86.726	75.892	78.699	69.661	76.515	75.691	51.7	50.105	55 / 72
NEW JERSEY HUB	28.14	14.02	16.38	0.00	12.27	23.69	34.76	39.35	44.14	58.65	66.17	65.39	66.07	74.30	82.03	82.43	84.56	75.38	79.77	70.75	78.53	77.99	53.77	45.48	53 / 69
Percent Forecast	-0.64	-0.48	0.12	0.52	0.98	1.32	1.35	1.07	0.96	1.15	0.98	0.30	-0.07	0.13	0.14	-0.11	0.17	0.21	0.13	0.73	3.38	3.65	3.69	5.33	
RTLoad	68.554	64.738	62.629	61.314	61.748	64.933	69.539	74.421	79.611	83.818	87.661	90.839	92.882	95.363	97.252	98.495	99.738	99.61	97.483	94.087	93.507	91.976	85.443	78.616	



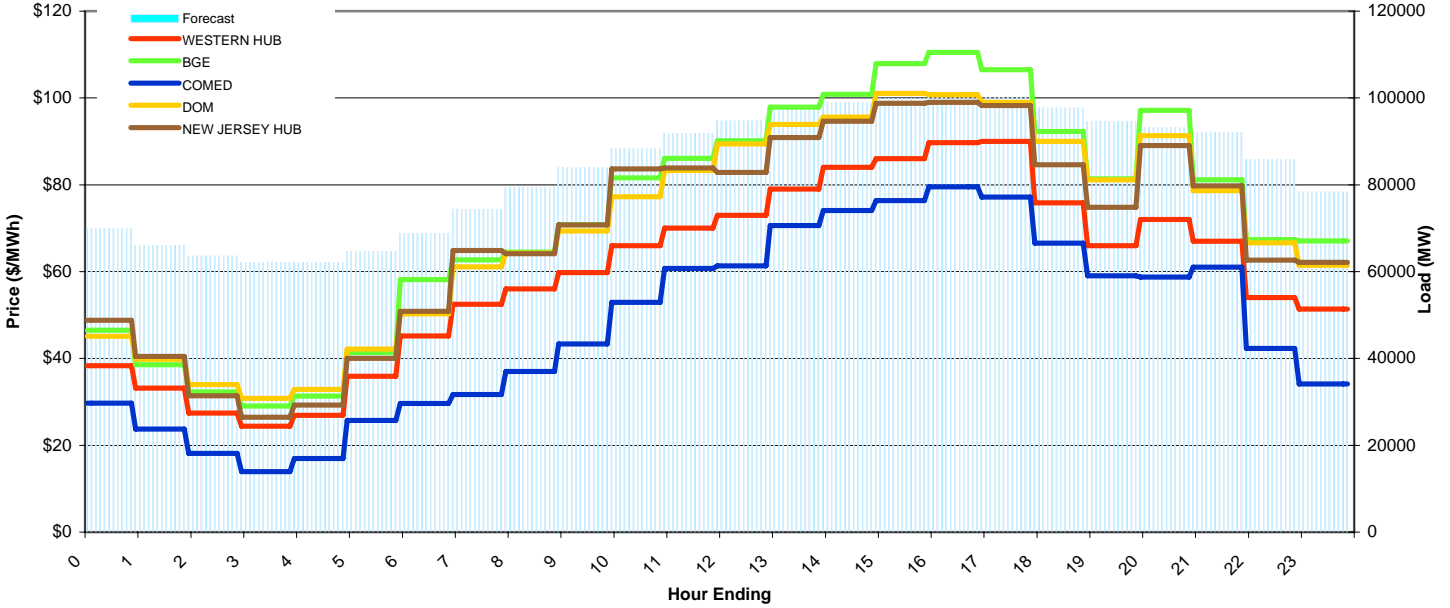
PJM Daily Report

Data for 13-Aug-2008

Price Color Codes: ≤0 ≥100 ≥200

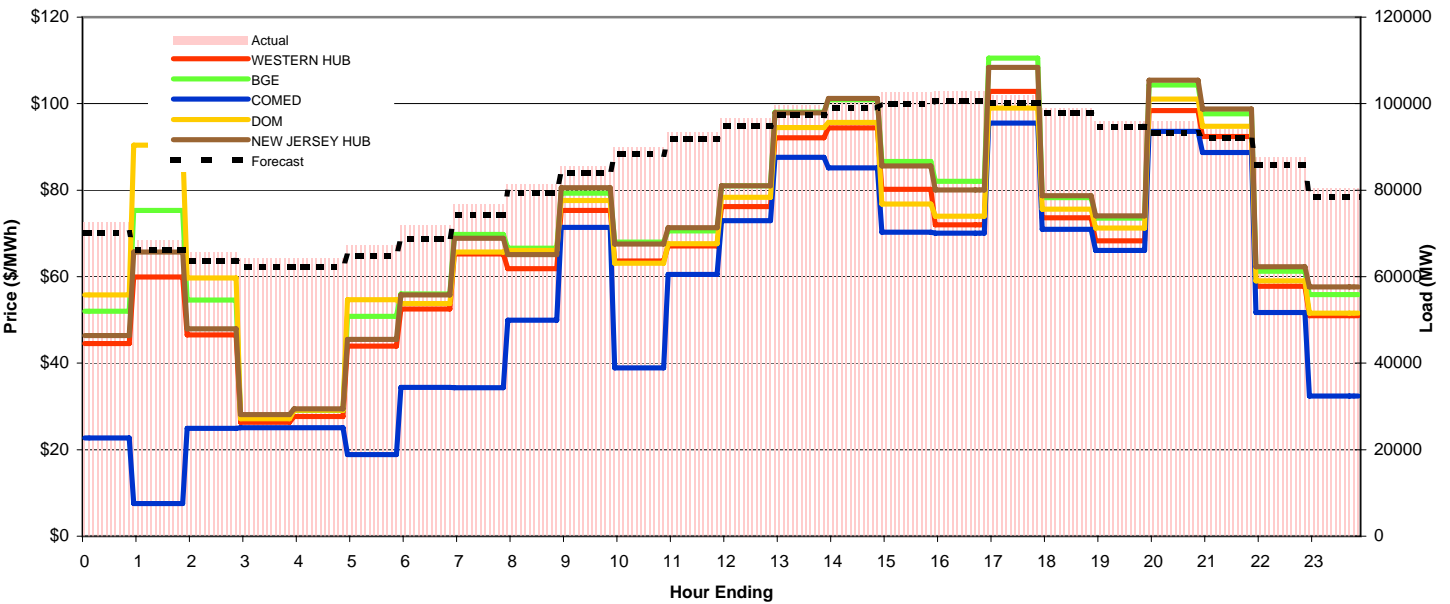
Day-Ahead Prices and Forecast Load

	HE1	HE2	HE3	HE4	HE5	HE6	HE7	HE8	HE9	HE10	HE11	HE12	HE13	HE14	HE15	HE16	HE17	HE18	HE19	HE20	HE21	HE22	HE23	HE24	avg all/peak
WESTERN HUB	38.29	33.14	27.40	24.39	26.90	35.90	45.19	52.47	56.00	59.75	66.00	70.00	73.00	79.00	84.00	86.00	89.71	90.00	75.84	66.00	72.00	67.00	54.00	51.38	59 / 71
BGE	46.496	38.549	32.297	29.024	31.362	41.378	58.141	62.743	64.494	70.852	81.561	86.058	90.142	97.852	100.82	107.88	110.45	106.51	92.32	81.405	97.156	81.169	67.348	67.109	73 / 87
COMED	29.719	23.706	18.106	13.965	16.972	25.722	29.635	31.681	37.021	43.311	52.917	60.725	61.34	70.601	74.075	76.329	79.52	77.195	66.553	59.039	58.754	61.017	42.291	34.099	48 / 60
DOM	45.114	39.807	33.954	30.823	32.891	42.175	50.264	61.106	64.292	69.373	77.241	83.318	89.439	93.937	95.581	101.05	100.76	99.01	90.027	81.184	91.305	78.657	66.671	61.441	70 / 84
NEW JERSEY HUB	48.79	40.44	31.39	26.46	29.28	40.02	50.88	64.13	70.76	83.68	83.90	82.84	90.92	94.63	98.75	98.99	98.28	84.61	74.79	89.02	79.78	62.66	62.16	69 / 83	
DA Forecast	70.0	66.1	63.6	62.2	62.2	64.8	68.8	74.4	79.5	83.9	88.3	91.9	94.7	97.3	99.0	99.9	100.6	100.1	97.8	94.6	93.2	92.1	85.9	78.4	84 / 92



Preliminary Real-Time Prices with Forecasted and Actual System Load

	HE1	HE2	HE3	HE4	HE5	HE6	HE7	HE8	HE9	HE10	HE11	HE12	HE13	HE14	HE15	HE16	HE17	HE18	HE19	HE20	HE21	HE22	HE23	HE24	avg all/peak
WESTERN HUB	44.54	59.93	46.51	26.32	27.65	43.92	52.56	65.23	61.83	75.30	63.63	67.09	76.24	92.13	94.39	80.17	71.98	102.84	73.62	68.29	98.39	92.39	57.81	50.95	66 / 78
BGE	52.03	75.296	54.616	27.386	29.082	50.843	55.969	69.8	66.581	79.322	67.993	70.587	81.036	98.035	100.88	86.642	82.028	110.55	78.3	73.571	104.35	97.632	61.225	55.893	72 / 83
COMED	22.73	7.5239	24.927	25.102	25.072	18.891	34.406	34.299	49.962	71.417	38.915	60.536	72.94	87.59	85.144	70.28	70.047	95.496	70.936	66.068	93.616	88.729	51.738	32.373	54 / 69
DOM	55.764	90.425	59.682	27.175	29.135	54.694	53.766	65.724	66.101	77.597	63.111	67.636	78.378	94.486	95.626	76.771	73.978	98.998	75.628	71.251	101.09	94.766	59.055	51.579	70 / 79
NEW JERSEY HUB	46.35	65.66	47.93	28.13	29.42	45.49	55.82	68.90	65.13	80.55	67.52	71.32	81.03	97.87	101.24	85.63	80.07	108.39	78.68	74.06	105.44	98.74	62.30	57.61	71 / 83
Percent Forecast	3.60	3.35	2.98	3.12	3.29	3.67	4.39	3.09	2.35	1.81	1.90	1.62	2.04	2.40	2.79	2.68	2.23	1.74	1.26	1.31	2.84	2.06	2.05	2.64	
RTLoad	72.658	68.429	65.541	64.206	64.318	67.217	71.941	76.755	81.386	85.48	89.982	93.413	96.709	99.697	101.81	102.69	102.91	101.88	99.006	95.861	95.937	93.993	87.651	80.511	



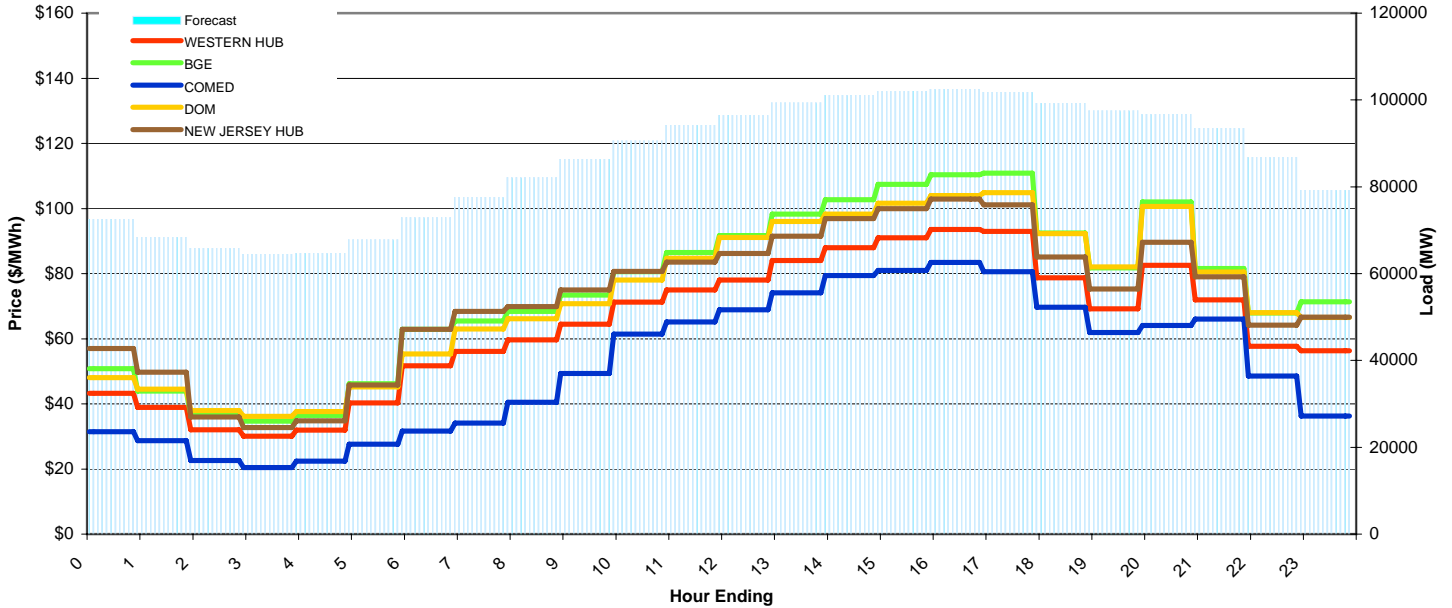
PJM Daily Report

Data for 14-Aug-2008

Price Color Codes: ≤0 ≥100 ≥200

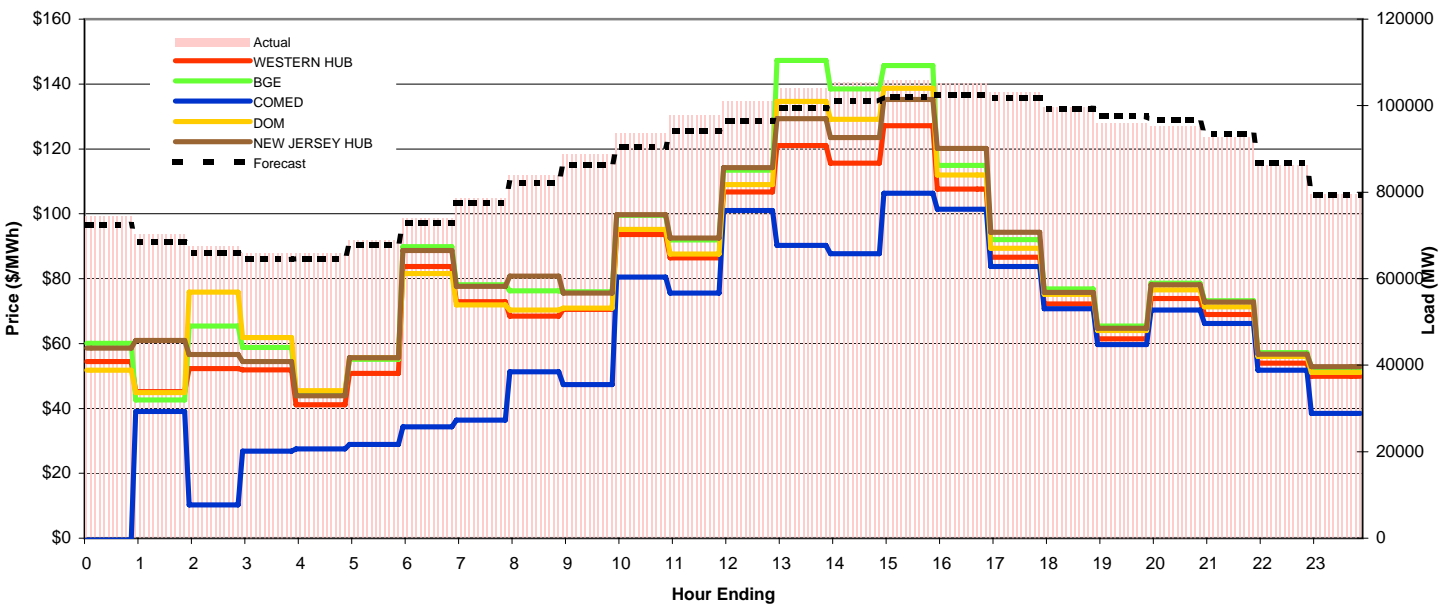
Day-Ahead Prices and Forecast Load

	HE1	HE2	HE3	HE4	HE5	HE6	HE7	HE8	HE9	HE10	HE11	HE12	HE13	HE14	HE15	HE16	HE17	HE18	HE19	HE20	HE21	HE22	HE23	HE24	avg all/peak
WESTERN HUB	43.29	38.94	32.01	30.08	31.90	40.31	51.69	56.07	59.64	64.52	71.25	75.00	78.00	84.00	88.00	90.97	93.57	93.00	78.74	69.18	82.60	71.89	57.68	56.33	64 / 76
BGE	50.83	43.978	36.696	34.722	36.415	46.176	62.875	65.428	68.362	73.457	80.58	86.479	91.651	98.329	102.69	107.42	110.42	110.9	92.437	81.779	102.04	81.543	67.883	71.329	75 / 89
COMED	31.427	28.724	22.558	20.46	22.4	27.662	31.625	34.101	40.539	49.294	61.444	65.17	68.942	74.06	79.457	80.999	83.466	80.616	69.668	61.962	64.117	66.061	48.505	36.256	52 / 64
DOM	48.087	44.516	37.896	36.203	37.608	45.193	55.363	62.965	66.188	70.776	78.021	84.715	91.132	95.999	98.28	101.62	103.96	104.87	92.282	82.05	100.63	80.522	68.045	66.557	73 / 86
NEW JERSEY HUB	56.99	49.75	35.94	32.70	34.82	45.82	62.92	68.40	69.92	74.98	80.67	83.56	86.15	91.48	96.91	99.98	102.86	101.12	85.08	75.28	89.68	79.04	64.21	66.65	72 / 84
DA Forecast	72.5	68.4	65.9	64.5	64.7	67.8	72.9	77.5	82.1	86.3	90.6	94.2	96.4	99.3	101.1	101.9	102.5	101.8	99.3	97.5	96.7	93.5	86.8	79.2	86 / 94



Preliminary Real-Time Prices with Forecasted and Actual System Load

	HE1	HE2	HE3	HE4	HE5	HE6	HE7	HE8	HE9	HE10	HE11	HE12	HE13	HE14	HE15	HE16	HE17	HE18	HE19	HE20	HE21	HE22	HE23	HE24	avg all/peak
WESTERN HUB	54.44	45.16	52.30	51.87	41.12	50.78	83.75	72.92	68.44	70.48	93.59	86.42	106.76	121.05	115.57	127.18	107.65	86.62	72.19	61.47	73.85	68.91	53.97	49.89	76 / 87
BGE	60.097	42.586	65.448	58.84	44.864	55.128	89.849	78.17	76.211	75.908	99.489	91.98	113.46	147.27	138.48	145.68	114.9	92.04	76.807	65.432	78.572	73.186	57.173	52.581	83 / 95
COMED	-0.625	39.111	10.279	26.826	27.49	28.945	34.333	36.37	51.331	47.392	80.448	75.514	100.97	90.285	87.712	106.31	101.41	83.782	70.705	59.72	70.336	66.174	51.763	38.43	58 / 74
DOM	51.819	44.897	75.901	61.885	45.489	55.625	81.622	71.9	70.335	70.93	95.231	87.594	108.99	134.66	129.17	138.71	111.93	89.39	75.12	64.004	76.588	71.359	56.076	51.124	80 / 91
NEW JERSEY HUB	58.58	61.00	56.57	54.47	43.88	55.62	88.70	77.65	80.79	75.61	99.78	92.49	114.27	129.34	123.48	135.21	120.13	94.31	75.79	64.71	78.13	72.77	56.77	52.91	82 / 93
Percent Forecast	2.50	2.52	2.35	2.16	1.73	1.63	1.35	1.25	2.14	2.75	3.23	3.61	4.53	4.47	4.11	3.67	2.48	1.28	0.27	-1.61	-1.50	-0.87	-0.64	0.39	
RTLoad	74.345	70.202	67.441	65.887	65.835	68.9	73.902	78.515	83.918	88.768	93.611	97.703	101.01	103.98	105.43	105.83	105.13	103.12	99.523	95.971	95.291	92.711	86.212	79.532	



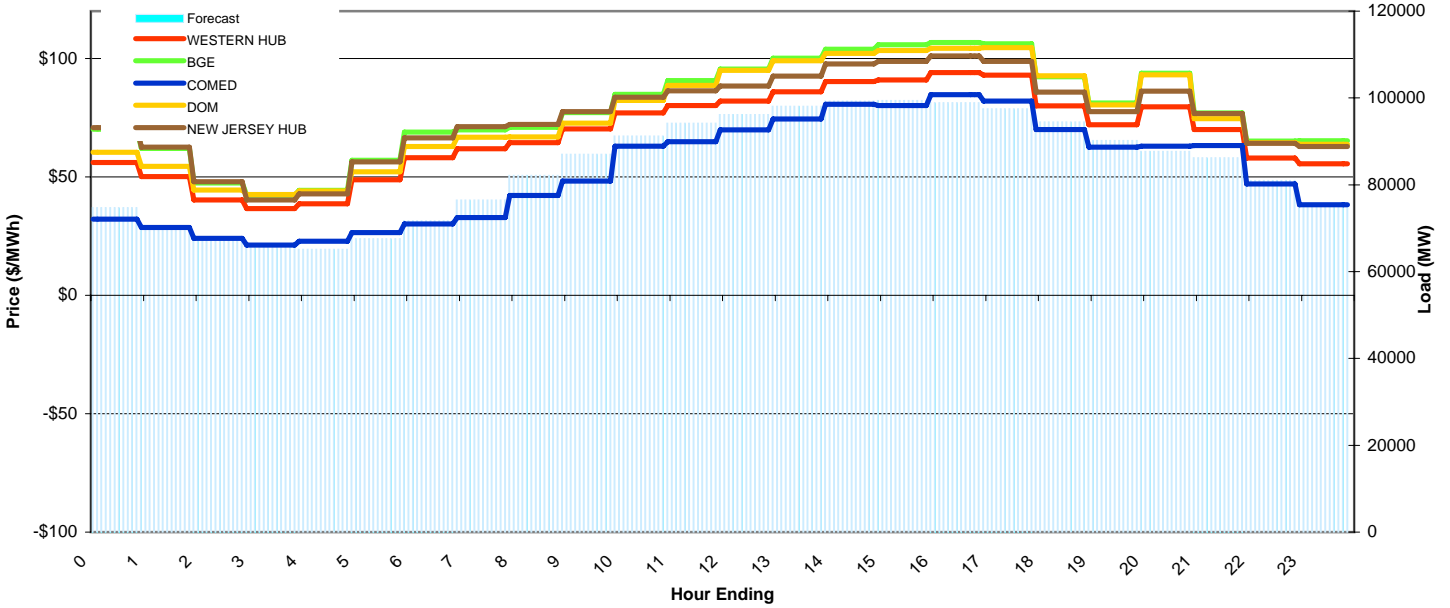
PJM Daily Report

Data for 15-Aug-2008

Price Color Codes: ≤0 ≥100 ≥200

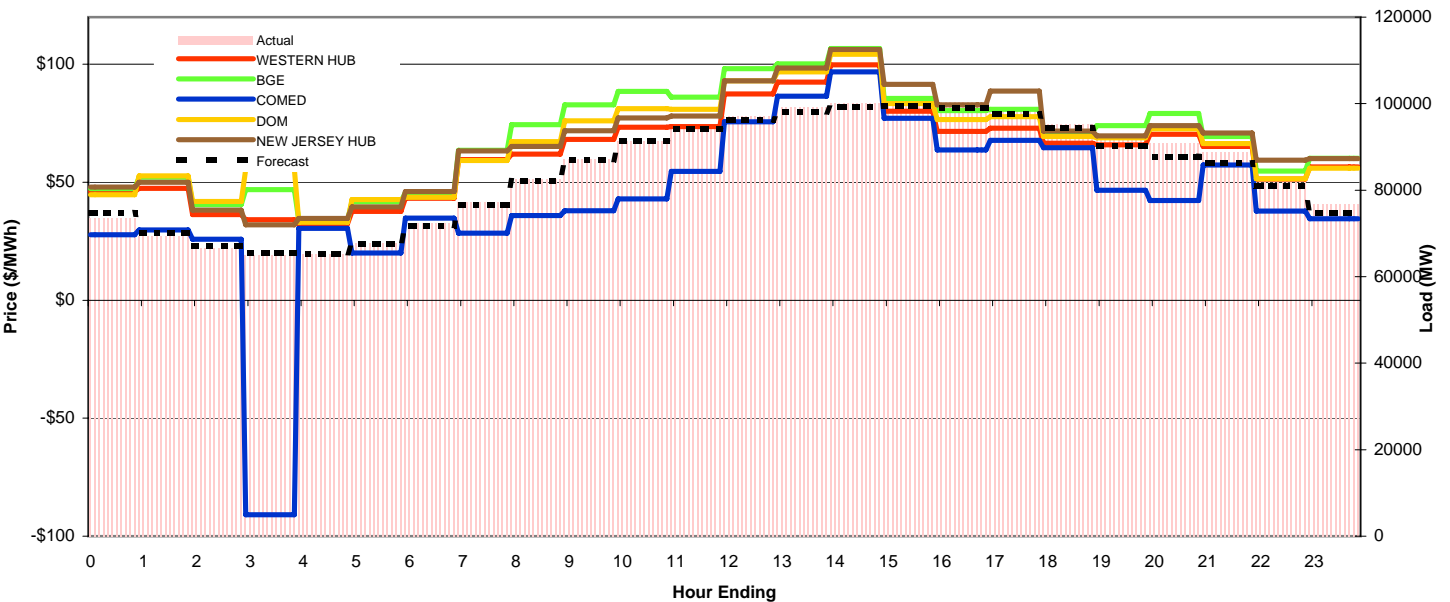
Day-Ahead Prices and Forecast Load

	HE1	HE2	HE3	HE4	HE5	HE6	HE7	HE8	HE9	HE10	HE11	HE12	HE13	HE14	HE15	HE16	HE17	HE18	HE19	HE20	HE21	HE22	HE23	HE24	avg all/peak
WESTERN HUB	56.05	50.12	40.25	36.56	38.71	48.73	58.13	61.93	64.41	70.25	77.01	80.17	82.00	86.00	90.22	91.00	94.00	92.93	80.00	72.00	79.65	70.00	58.00	55.53	68 / 78
BGE	70.196	62.004	47.493	42.286	44.367	57.036	68.883	69.806	70.939	77.13	84.883	90.655	95.601	100.18	103.87	105.84	106.71	106.22	92.274	81.231	93.84	76.974	65.128	65.287	78 / 89
COMED	32.139	28.653	24.002	21.213	22.792	26.5	30.069	32.807	42.167	48.19	62.94	64.866	69.863	74.499	80.734	80.179	84.678	82.058	69.986	62.628	62.975	63.207	47.011	38.233	52 / 64
DOM	60.446	54.406	44.484	42.583	44.094	52.113	62.776	66.754	66.862	72.762	82.285	88.585	95.065	99.089	102.16	103.39	104.31	104.64	92.752	80.453	93.147	74.565	64.461	63.804	76 / 87
NEW JERSEY HUB	70.77	62.59	48.01	40.25	42.80	56.33	66.45	71.18	72.20	77.61	83.61	86.33	88.44	92.61	97.70	98.72	101.02	98.79	85.84	77.56	86.24	76.75	64.16	62.82	75 / 85
DA Forecast	74.8	70.2	67.2	65.6	65.1	67.6	71.7	76.5	82.2	87.0	91.3	94.2	96.2	98.1	99.3	99.4	98.9	97.5	94.5	90.2	87.7	86.3	81.0	74.8	84 / 91



Preliminary Real-Time Prices with Forecasted and Actual System Load

	HE1	HE2	HE3	HE4	HE5	HE6	HE7	HE8	HE9	HE10	HE11	HE12	HE13	HE14	HE15	HE16	HE17	HE18	HE19	HE20	HE21	HE22	HE23	HE24	avg all/peak
WESTERN HUB	46.05	47.37	36.27	34.20	32.35	37.63	43.22	59.61	61.96	68.14	73.38	73.63	87.43	92.45	99.82	80.10	71.59	72.90	66.62	65.91	70.36	65.18	51.33	56.54	62 / 73
BGE	47.334	52.174	40.478	46.826	33.711	41.723	45.65	63.594	74.452	82.898	88.553	86.086	98.205	100.23	106.64	85.527	80.432	80.878	71.355	74.059	79.191	69.463	54.726	60.239	69 / 81
COMED	27.781	29.83	25.824	-90.87	30.444	20.099	34.777	28.411	35.844	37.97	42.986	54.568	75.624	86.526	96.76	77.203	63.768	67.737	64.706	46.557	42.295	57.385	37.75	34.574	43 / 57
DOM	44.79	52.689	41.867	55.543	33.026	42.754	43.576	59.178	67.224	76	81.178	80.898	93.06	96.753	104.29	83.425	76.649	77.776	69.354	68.909	72.681	66.459	51.567	56.005	66 / 77
NEW JERSEY HUB	47.99	49.95	38.16	31.98	34.62	39.55	46.08	63.26	65.18	71.87	77.31	78.03	93.01	98.46	106.34	91.51	82.85	88.72	71.77	69.67	74.04	70.93	59.38	60.04	67 / 79
Percent Forecast	-1.72	-1.25	-0.85	-0.83	0.04	0.35	0.94	1.01	0.37	0.16	0.01	0.50	0.97	1.25	0.88	0.89	1.44	1.16	0.86	1.95	3.44	2.91	2.56	2.42	
RTLoad	73.498	69.378	66.598	65.016	65.171	67.865	72.417	77.313	82.529	87.164	91.286	94.686	97.171	99.312	100.15	100.31	100.35	98.631	95.291	91.985	90.848	88.858	83.136	76.687	



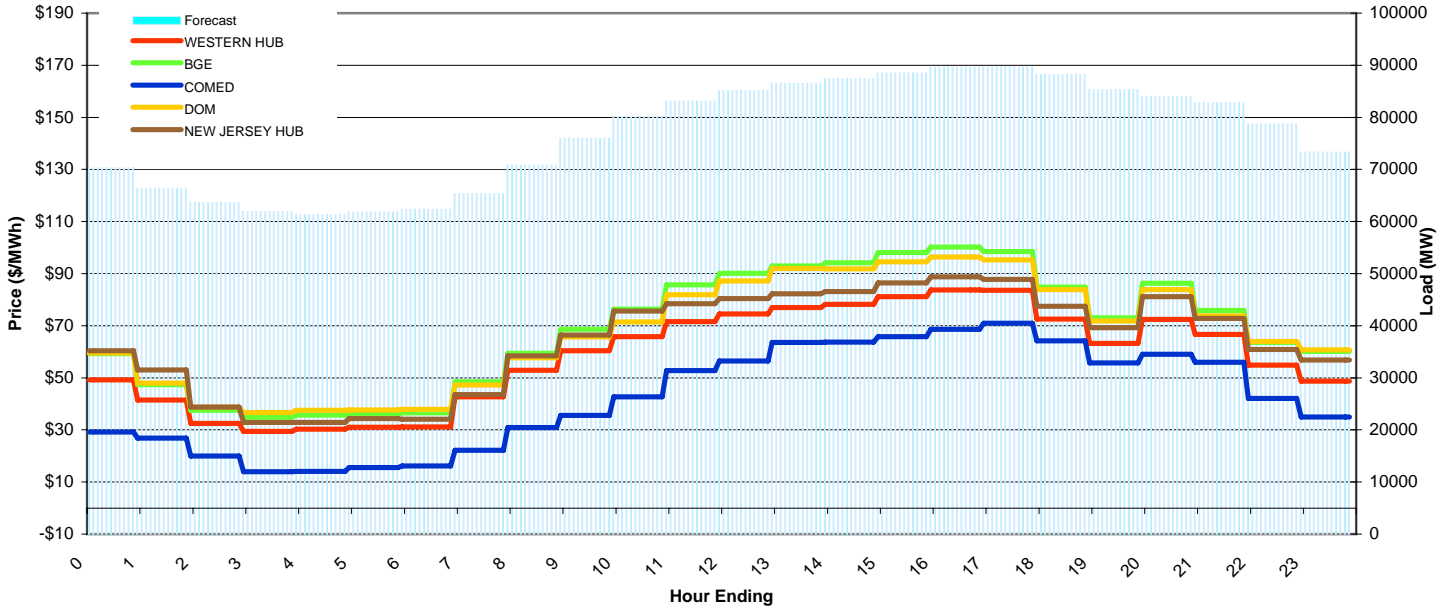
PJM Daily Report

Data for 16-Aug-2008

Price Color Codes: ≤0 ≥100 ≥200

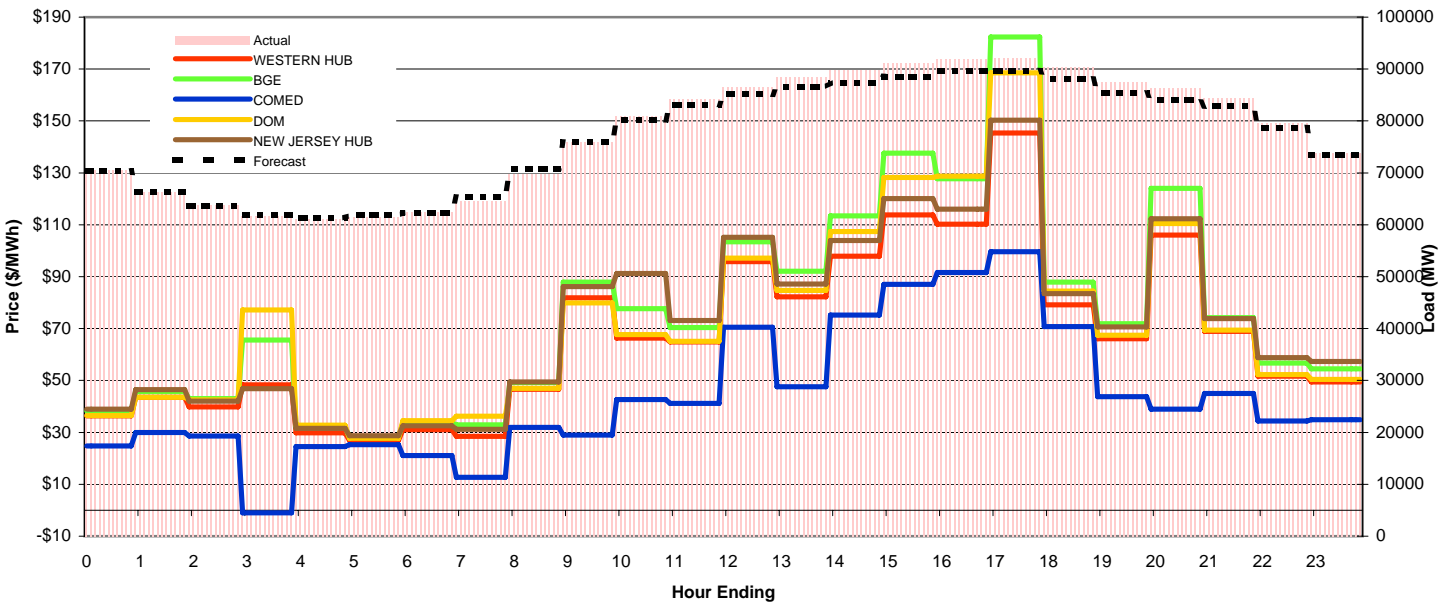
Day-Ahead Prices and Forecast Load

	HE1	HE2	HE3	HE4	HE5	HE6	HE7	HE8	HE9	HE10	HE11	HE12	HE13	HE14	HE15	HE16	HE17	HE18	HE19	HE20	HE21	HE22	HE23	HE24	avg all/peak
WESTERN HUB	49.21	41.43	32.54	29.41	30.26	30.99	31.13	42.76	52.88	60.34	65.75	71.57	74.54	76.96	78.20	81.10	83.71	83.56	72.59	63.19	72.42	66.62	54.86	48.68	58 / 69
BGE	59.291	47.415	37.54	34.812	35.674	36.056	36.509	48.46	59.385	68.663	76.351	85.71	90.17	92.992	94.202	98.102	100.23	98.417	84.853	73.076	86.304	75.812	63.575	60.093	68 / 81
COMED	29.173	26.873	20	13.975	14.048	15.601	16.161	22.149	30.924	35.569	42.746	52.728	56.484	63.637	63.743	65.828	68.574	70.935	64.194	55.718	59.068	56.02	42.097	34.957	43 / 53
DOM	59.562	47.957	38.763	36.72	37.585	37.619	37.966	47.224	57.733	65.627	71.432	81.872	87.14	92.026	91.85	94.572	96.329	95.309	83.811	71.779	83.844	73.73	63.933	60.756	67 / 79
NEW JERSEY HUB	60.39	53.06	38.79	32.84	32.87	34.41	34.10	43.52	58.42	66.42	75.66	78.40	80.36	82.20	83.09	86.44	88.73	87.79	77.50	69.27	81.15	72.86	60.93	56.86	64 / 75
DA Forecast	70.3	66.4	63.6	61.9	61.3	61.8	62.3	65.3	70.8	76.0	80.1	83.1	85.1	86.5	87.4	88.5	89.6	89.7	88.2	85.3	84.0	82.8	78.8	73.4	77 / 83



Preliminary Real-Time Prices with Forecasted and Actual System Load

	HE1	HE2	HE3	HE4	HE5	HE6	HE7	HE8	HE9	HE10	HE11	HE12	HE13	HE14	HE15	HE16	HE17	HE18	HE19	HE20	HE21	HE22	HE23	HE24	avg all/peak
WESTERN HUB	36.34	43.47	39.79	48.29	29.86	26.89	31.02	28.48	46.58	81.85	66.35	64.90	95.82	82.28	97.85	113.83	110.27	145.33	79.17	66.05	106.04	68.93	51.61	49.49	67 / 82
BGE	38.219	45.722	42.97	65.6	32.264	28.025	33.72	32.872	49.207	87.924	77.683	70.354	103.46	92.123	113.47	137.59	127.69	182.33	87.902	71.913	123.99	74.183	56.653	54.478	76 / 93
COMED	24.744	29.915	28.6	-0.951	24.539	25.262	21.122	12.653	31.928	28.926	42.65	41.208	70.5	47.554	75.168	87.059	91.658	99.556	70.82	43.804	38.986	44.947	34.36	34.871	44 / 54
DOM	36.473	43.562	42.478	77.13	32.785	27.692	34.467	36.286	47.013	79.934	67.707	65.064	97.113	84.665	107.41	128.18	128.74	168.57	84.493	67.469	110.45	69.375	52.317	50.402	72 / 87
NEW JERSEY HUB	39.01	46.47	42.06	46.85	31.52	28.67	32.49	31.16	49.45	86.21	91.28	73.15	105.23	87.15	103.97	120.11	116.04	150.26	83.52	70.64	112.29	73.84	58.84	57.37	72 / 88
Percent Forecast	0.24	0.06	0.19	-0.29	-0.37	-0.55	0.13	-1.29	-1.32	-0.07	0.89	1.36	1.73	2.23	2.74	2.85	2.58	2.73	2.51	2.40	2.79	1.85	1.01	0.59	
RTLoad	70.509	66.414	63.749	61.743	61.093	61.495	62.421	64.501	69.882	75.9	80.859	84.243	86.616	88.506	89.842	91.142	91.99	92.185	90.461	87.397	86.403	84.365	79.553	73.795	



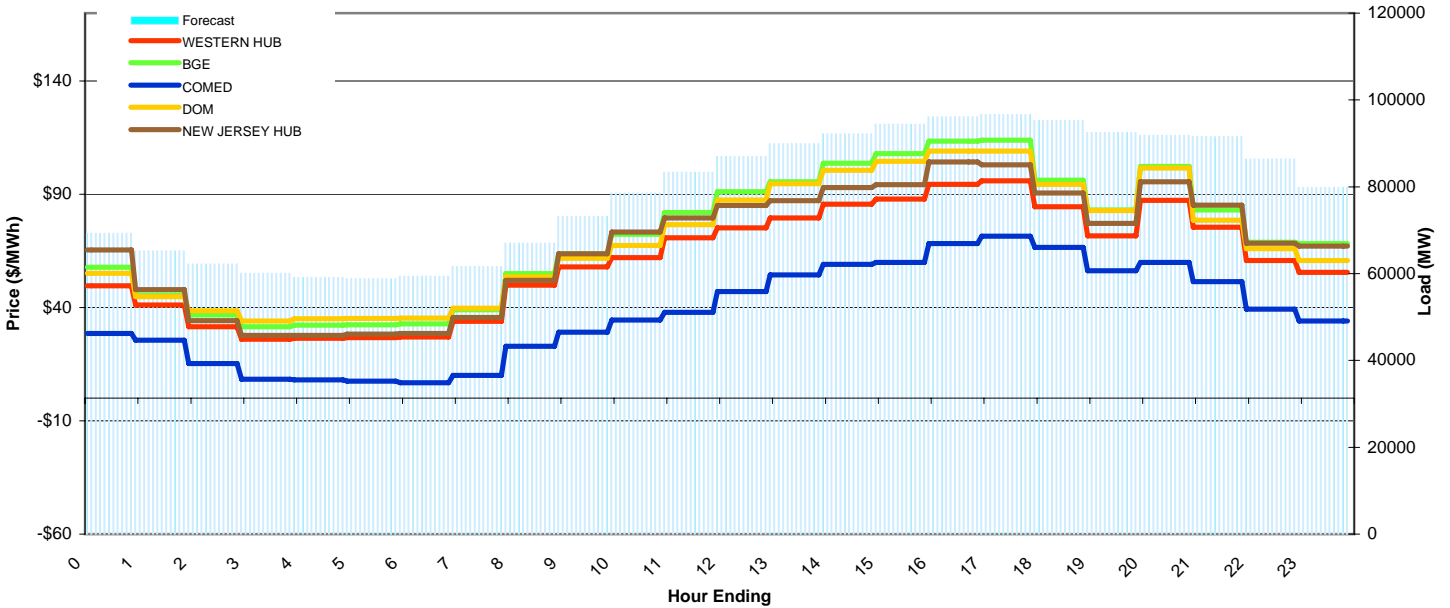
PJM Daily Report

Data for 17-Aug-2008

Price Color Codes: ≤0 ≥100 ≥200

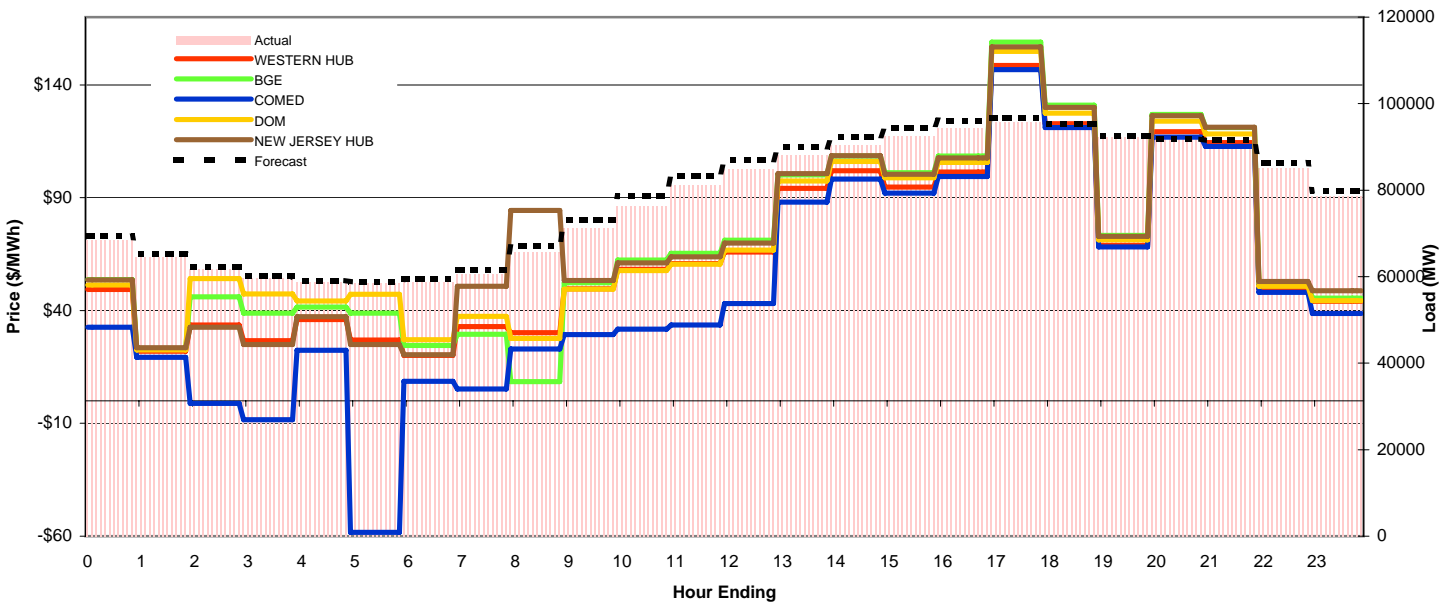
Day-Ahead Prices and Forecast Load

	HE1	HE2	HE3	HE4	HE5	HE6	HE7	HE8	HE9	HE10	HE11	HE12	HE13	HE14	HE15	HE16	HE17	HE18	HE19	HE20	HE21	HE22	HE23	HE24	avg all/peak
WESTERN HUB	49.68	41.20	31.53	25.99	26.48	26.76	27.02	33.91	49.85	57.95	62.02	70.84	75.18	79.58	85.63	87.93	94.38	95.96	84.55	71.64	87.41	75.51	60.73	55.63	61 / 73
BGE	57.856	45.498	36.713	31.485	32.2	32.463	32.77	39.039	55.019	63.762	72.346	81.99	91.174	95.51	103.7	107.91	113.54	113.84	96.206	83.164	102.28	83.149	68.86	68.261	71 / 86
COMED	28.553	25.597	15.295	8.4218	8.115	7.5328	6.7601	10.056	22.865	29.099	34.452	37.894	47.023	54.401	59.113	59.918	68.221	71.508	66.637	56.278	59.932	51.451	39.309	34.161	38 / 48
DOM	55.131	44.792	38.548	34.066	35.052	35.17	35.43	39.797	53.622	61.849	67.487	76.552	87.439	94.753	100.58	104.64	109.13	109.15	94.487	82.889	101.64	78.622	66.028	60.735	69 / 83
NEW JERSEY HUB	65.45	47.98	34.29	27.77	27.80	28.23	28.55	35.71	52.05	63.80	73.36	79.84	85.03	87.28	92.99	94.21	104.26	103.04	90.67	77.21	95.57	85.20	68.44	67.08	67 / 81
DA Forecast	69.3	65.2	62.2	60.1	59.1	58.8	59.4	61.6	67.0	73.2	78.6	83.4	87.0	89.9	92.2	94.4	96.1	96.6	95.3	92.5	91.8	91.5	86.4	79.8	79 / 86



Preliminary Real-Time Prices with Forecasted and Actual System Load

	HE1	HE2	HE3	HE4	HE5	HE6	HE7	HE8	HE9	HE10	HE11	HE12	HE13	HE14	HE15	HE16	HE17	HE18	HE19	HE20	HE21	HE22	HE23	HE24	avg all/peak
WESTERN HUB	49.40	22.03	33.64	26.64	36.06	26.98	20.15	32.90	30.13	49.58	58.23	60.79	65.87	94.16	101.99	94.73	101.42	148.58	122.73	68.83	119.27	114.43	49.54	44.06	66 / 82
BGE	53.784	23.163	46.031	38.871	41.508	38.807	24.466	29.52	8.4769	52.35	62.391	65.316	71.18	100.08	108.4	101.13	108.52	159	131.06	73.235	126.85	121.11	52.099	45.473	70 / 86
COMED	32.544	19.316	-1.173	-8.323	22.347	-58.32	8.5723	5.2568	22.911	29.344	31.726	33.55	43.033	88.107	98.222	91.971	99.33	146.71	121.06	68.202	116.82	112.71	48.074	38.675	50 / 72
DOM	51.331	22.49	54.133	47.398	44.197	47.16	27.051	37.465	27.621	49.423	57.715	60.508	66.826	97.416	106.12	98.835	105.69	154.79	127.49	71.349	123.95	118.21	50.77	44.368	71 / 85
NEW JERSEY HUB	53.57	23.53	32.57	24.96	37.23	24.89	20.34	50.78	84.35	53.35	61.12	63.74	69.93	100.62	108.59	100.32	107.56	156.79	130.06	72.89	126.31	121.19	52.90	48.75	72 / 91
Percent Forecast	-1.18	-1.25	-0.74	-0.66	-0.64	-0.32	-1.00	-1.74	-2.07	-2.63	-2.76	-2.85	-2.44	-2.07	-1.96	-2.10	-1.74	-1.00	-0.47	-0.25	0.30	-0.84	-1.43	-1.39	
RTLoad	68.508	64.424	61.723	59.683	58.767	58.629	58.848	60.54	65.662	71.283	76.445	81.073	84.895	88.108	90.461	92.453	94.443	95.674	94.898	92.315	92.101	90.772	85.137	78.735	



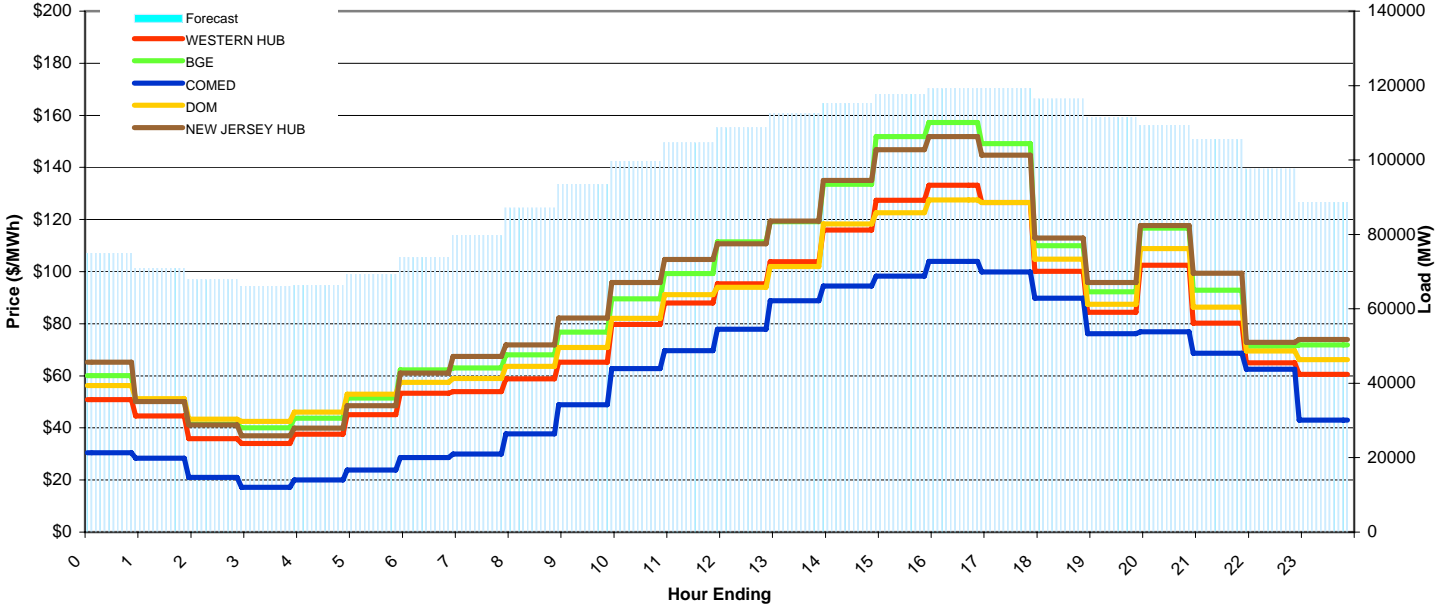
PJM Daily Report

Data for 18-Aug-2008

Price Color Codes: ≤0 ≥100 ≥200

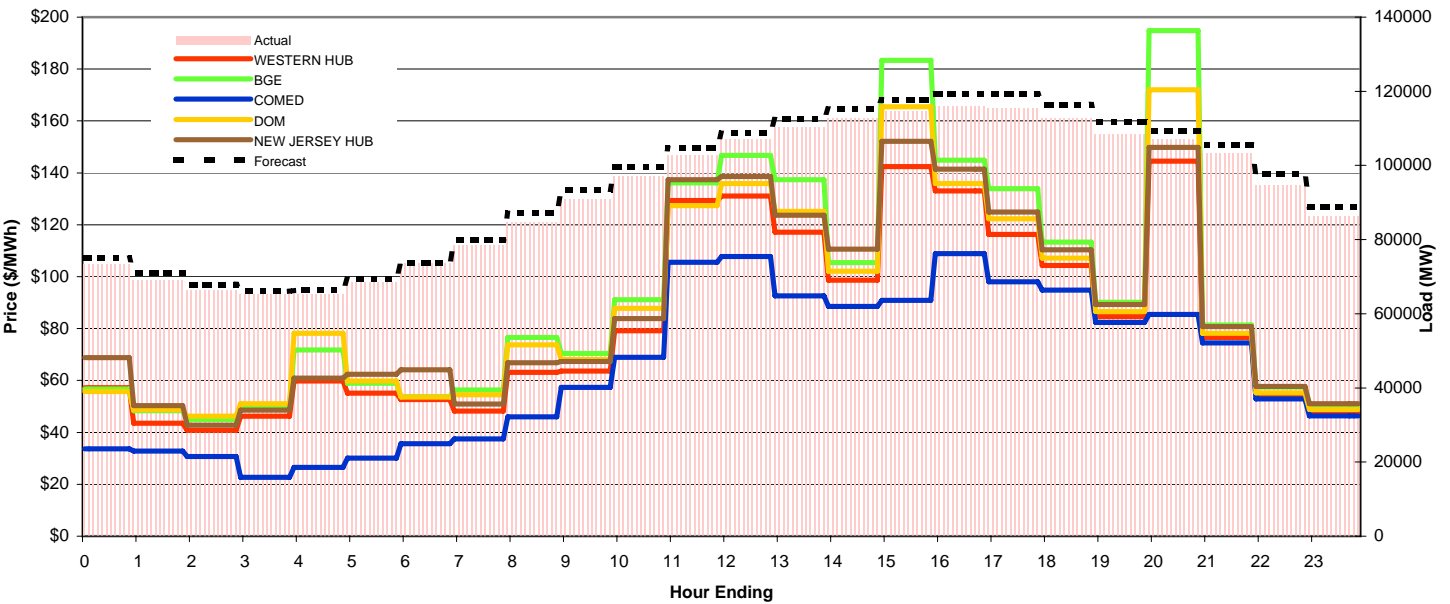
Day-Ahead Prices and Forecast Load

	HE1	HE2	HE3	HE4	HE5	HE6	HE7	HE8	HE9	HE10	HE11	HE12	HE13	HE14	HE15	HE16	HE17	HE18	HE19	HE20	HE21	HE22	HE23	HE24	avg all/peak
WESTERN HUB	50.92	44.63	35.89	34.01	37.54	45.09	53.34	53.90	58.85	65.18	79.73	87.92	95.29	103.84	116.00	127.42	133.18	126.49	100.07	84.42	102.45	80.22	65.03	60.53	77 / 92
BGE	60.035	50.53	41.456	40.098	43.755	51.442	62.227	62.968	68.05	76.77	89.581	99.288	111.47	119.14	133.58	151.81	157.29	149.18	110	92.231	116.72	92.927	71.379	71.807	88 / 106
COMED	30.406	28.362	21.022	17.185	20.082	23.782	28.58	29.951	37.768	48.905	62.723	69.65	77.845	88.817	94.438	98.265	103.93	99.932	89.768	76.172	76.844	68.614	62.479	43.047	58 / 74
DOM	56.246	51.224	43.315	42.505	46.114	52.887	57.484	58.956	63.659	70.929	82.052	91.215	93.99	101.98	118.31	122.55	127.47	126.54	104.85	87.476	108.81	86.342	69.496	66.256	80 / 95
NEW JERSEY HUB	65.27	50.06	41.11	36.98	39.97	48.57	61.12	67.40	71.85	82.16	95.87	104.71	110.66	119.44	135.04	146.81	151.79	144.78	112.95	95.84	117.65	99.38	72.90	73.97	89 / 108
DA Forecast	75.0	70.8	67.9	66.1	66.3	69.3	73.8	79.8	87.1	93.5	99.7	104.6	108.7	112.5	115.2	117.6	119.2	119.2	116.4	111.6	109.4	105.6	97.6	88.7	95 / 106



Preliminary Real-Time Prices with Forecasted and Actual System Load

	HE1	HE2	HE3	HE4	HE5	HE6	HE7	HE8	HE9	HE10	HE11	HE12	HE13	HE14	HE15	HE16	HE17	HE18	HE19	HE20	HE21	HE22	HE23	HE24	avg all/peak
WESTERN HUB	57.22	43.55	40.81	46.25	59.81	55.08	52.68	48.17	63.14	63.63	79.20	129.33	131.13	117.17	98.67	142.43	133.02	116.25	104.29	84.61	144.48	76.56	54.26	47.97	83 / 99
BGE	56.772	48.315	45.047	50.245	71.707	58.897	53.722	56.358	76.614	70.409	91.072	136.15	146.79	137.37	105.4	183.3	144.88	133.96	113.26	90.121	194.84	81.44	57.402	50.595	94 / 114
COMED	33.692	32.777	30.734	22.692	26.453	30.037	35.643	37.537	45.968	57.378	68.944	105.49	107.81	92.623	88.586	90.9	108.87	98.065	94.865	82.334	85.488	74.433	52.911	46.35	65 / 81
DOM	55.701	48.65	46.257	50.999	78.173	59.769	53.699	54.441	73.773	68.032	87.825	127.42	135.92	125.18	102.13	165.46	135.83	122.36	107.2	86.575	172.03	78.121	55.253	48.783	89 / 106
NEW JERSEY HUB	68.85	50.27	42.82	48.61	60.92	62.35	64.14	50.91	66.81	67.34	83.91	137.34	138.64	123.73	110.62	152.20	141.45	124.90	110.41	89.21	149.79	80.82	57.68	51.06	89 / 105
Percent Forecast	-2.33	-2.60	-2.21	-1.42	-1.48	-1.32	-0.24	-1.67	-2.83	-2.81	-2.59	-1.97	-1.69	-1.93	-2.23	-2.65	-2.91	-3.31	-3.33	-2.90	-2.13	-2.29	-3.00	-2.65	
RTLoad	73.254	69.03	66.387	65.145	65.349	68.383	73.661	78.514	84.693	90.961	97.154	102.6	106.9	110.35	112.7	114.58	115.83	115.43	112.67	108.42	107.09	103.23	94.797	86.405	



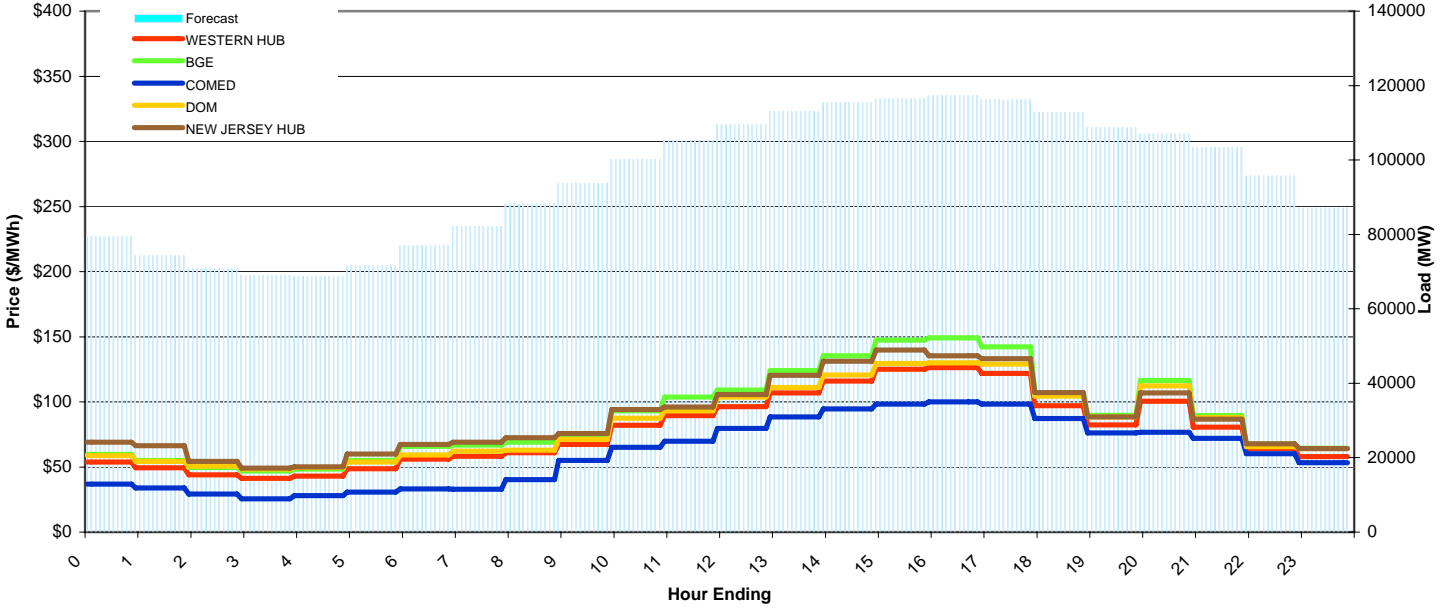
PJM Daily Report

Data for 19-Aug-2008

Price Color Codes: ≤0 ≥100 ≥200

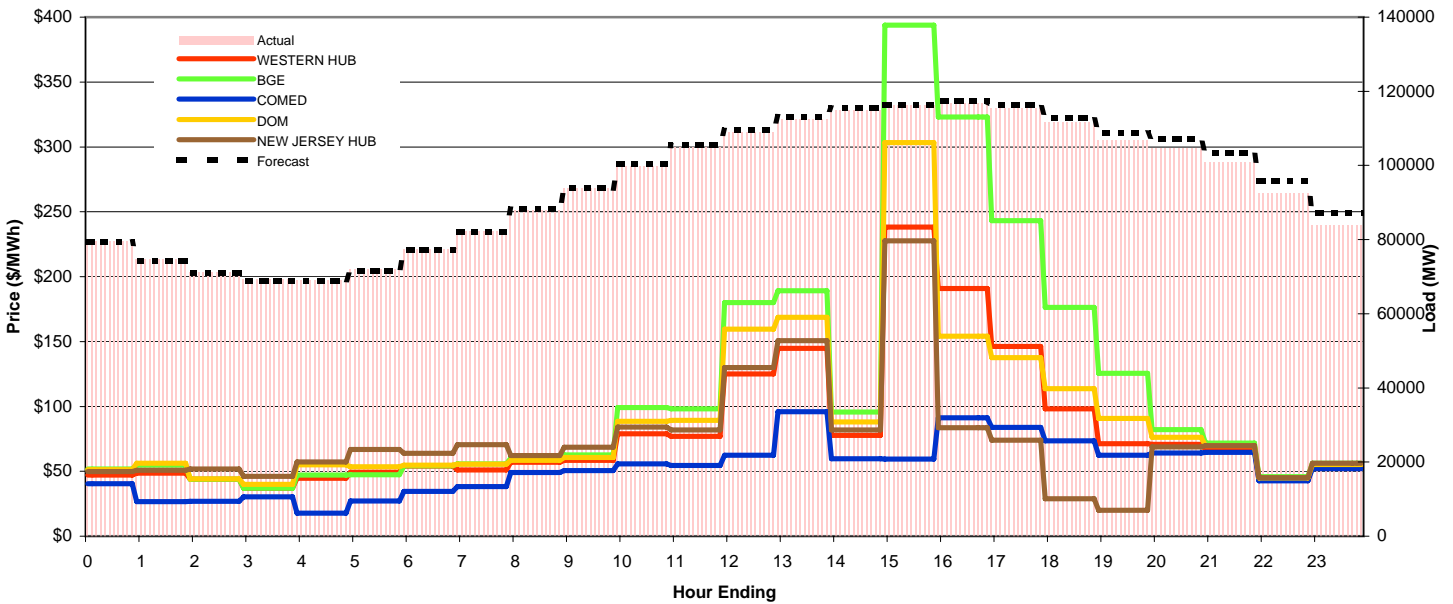
Day-Ahead Prices and Forecast Load

	HE1	HE2	HE3	HE4	HE5	HE6	HE7	HE8	HE9	HE10	HE11	HE12	HE13	HE14	HE15	HE16	HE17	HE18	HE19	HE20	HE21	HE22	HE23	HE24	avg all/peak
WESTERN HUB	53.85	49.48	44.10	41.19	42.99	48.59	56.00	58.30	61.00	67.32	82.00	89.42	96.40	106.96	116.00	125.14	126.20	121.86	97.00	82.30	100.60	80.59	64.19	58.09	78 / 92
BGE	59.666	55.067	49.67	46.888	48.452	54.947	65.937	66.71	69.086	74.751	93.207	103.59	109.04	124.01	135.48	147.42	149.02	142.33	107.22	89.635	116.55	89.465	67.648	64.439	89 / 105
COMED	36.941	33.846	29.21	25.438	28.095	30.618	33.144	32.963	40.395	55.159	65.107	69.694	79.494	88.484	94.615	98.378	99.993	98.183	87.151	76.228	76.666	71.952	60.188	53.212	61 / 75
DOM	58.651	54.3	50.592	48.315	49.695	53.779	59.252	62.255	62.807	71.197	87.579	93.02	103.63	110.97	120.65	129.4	130.03	128.9	104.4	88.448	112.33	87.859	65.679	64.153	83 / 97
NEW JERSEY HUB	69.00	66.31	54.30	49.24	50.06	60.05	67.32	69.04	72.40	75.73	94.07	96.18	105.55	120.42	131.17	139.84	135.39	133.19	107.19	88.51	106.84	86.70	67.78	64.01	88 / 102
DA Forecast	79.3	74.3	70.9	69.0	68.7	71.6	77.1	82.2	88.2	93.8	100.3	105.4	109.5	113.2	115.4	116.4	117.3	116.1	112.8	108.7	107.1	103.4	95.7	87.1	95 / 105



Preliminary Real-Time Prices with Forecasted and Actual System Load

	HE1	HE2	HE3	HE4	HE5	HE6	HE7	HE8	HE9	HE10	HE11	HE12	HE13	HE14	HE15	HE16	HE17	HE18	HE19	HE20	HE21	HE22	HE23	HE24	avg all/peak
WESTERN HUB	47.01	48.65	44.01	36.96	44.54	49.32	53.96	51.07	56.90	58.44	78.87	76.91	125.15	144.85	77.58	238.31	190.98	146.34	98.16	71.21	70.71	66.79	43.21	53.42	82 / 100
BGE	51.813	54.734	43.804	37.068	47.097	47.454	54.153	55.658	60.286	62.602	99.146	98.197	179.93	189.03	95.758	393.93	323.04	243.22	176.4	125.61	82.164	71.807	45.861	56.18	112 / 144
COMED	40.525	26.554	26.878	30.24	17.642	27.087	34.522	38.181	48.985	50.65	55.639	54.451	62.391	95.943	59.734	59.488	91.275	83.912	73.533	62.343	64.222	64.686	42.601	51.919	53 / 63
DOM	51.383	56.181	44.039	39.978	54.917	53.568	54.852	55.373	58.565	60.573	88.536	89.376	159.63	168.6	87.961	303.33	154.14	137.63	113.61	90.669	76.279	69.841	44.969	55.222	90 / 110
NEW JERSEY HUB	49.80	50.80	51.87	46.10	57.12	66.89	63.96	70.64	62.22	68.60	84.06	81.78	130.03	150.78	81.96	227.64	83.61	73.96	28.92	19.95	68.88	69.78	45.01	56.19	75 / 84
Percent Forecast	0.26	0.44	0.53	0.57	0.64	0.52	0.22	0.19	-0.41	-0.08	-0.61	-0.53	-0.50	-0.54	-0.41	-0.12	-0.48	-0.55	-1.08	-1.93	-2.32	-2.57	-3.54	-3.71	
RTLoad	79.538	74.597	71.301	69.348	69.178	71.951	77.297	82.327	87.844	93.771	99.653	104.83	108.92	112.55	114.96	116.3	116.73	115.51	111.61	106.66	104.64	100.82	92.459	83.993	



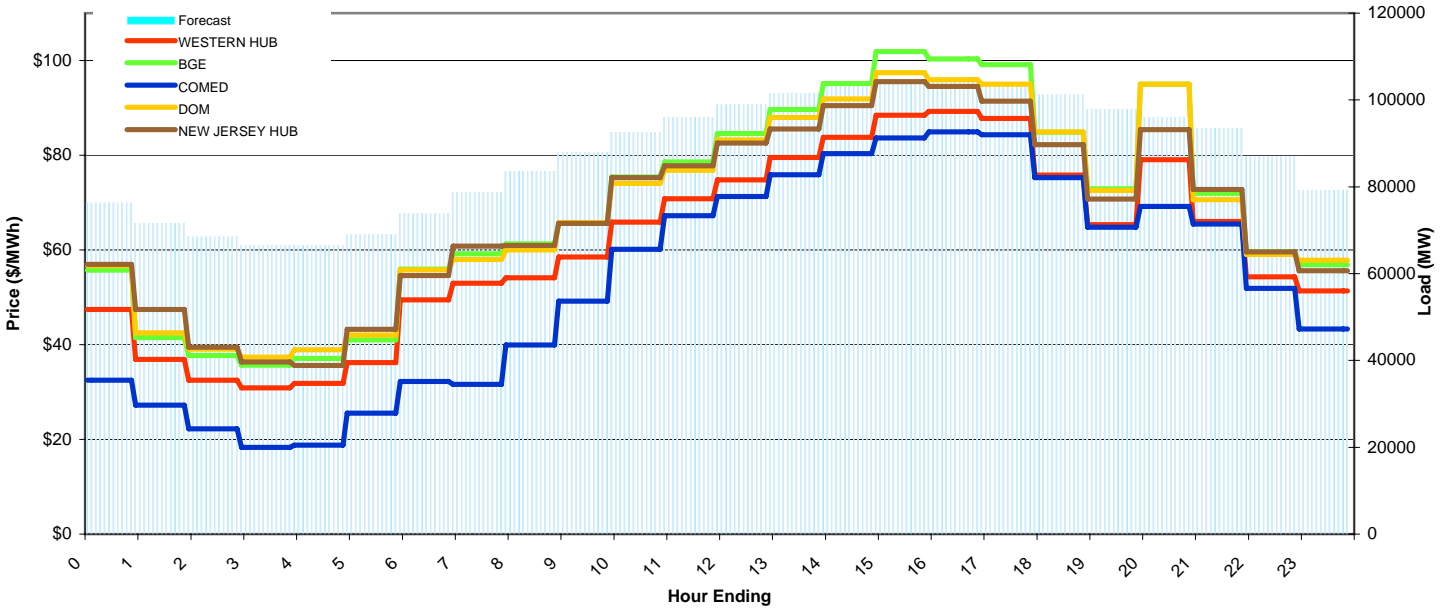
PJM Daily Report

Data for 20-Aug-2008

Price Color Codes: ≤0 ≥100 ≥200

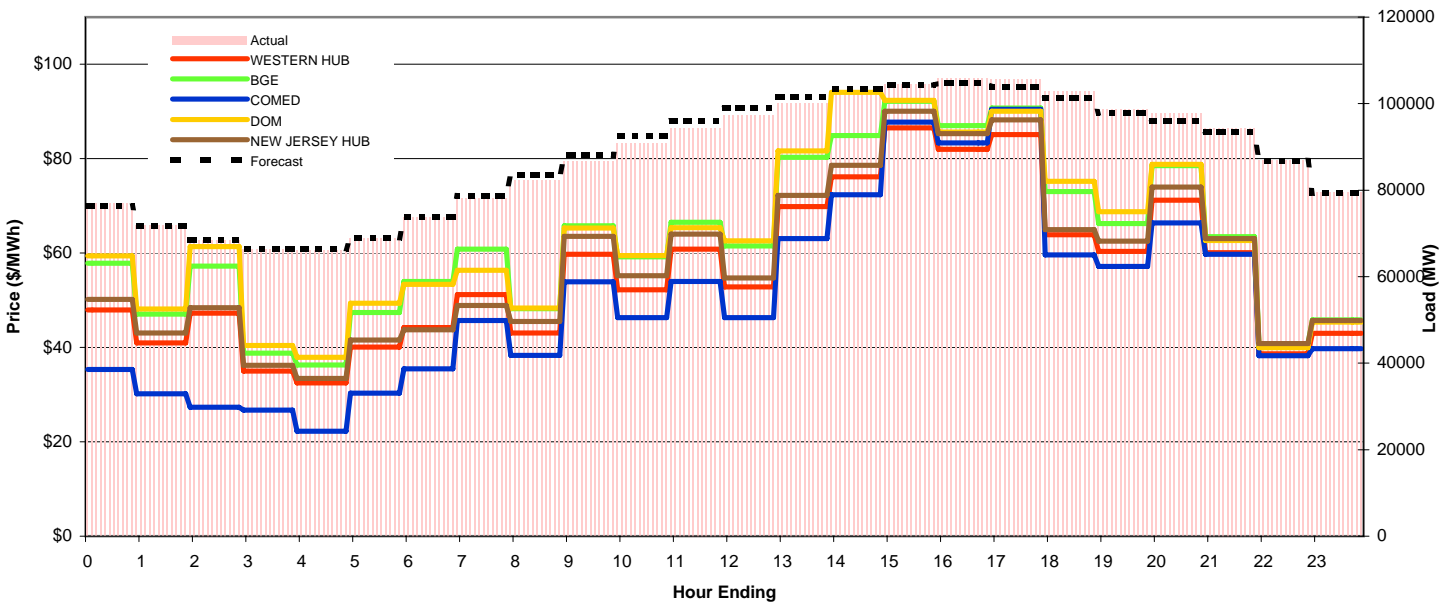
Day-Ahead Prices and Forecast Load

	HE1	HE2	HE3	HE4	HE5	HE6	HE7	HE8	HE9	HE10	HE11	HE12	HE13	HE14	HE15	HE16	HE17	HE18	HE19	HE20	HE21	HE22	HE23	HE24	avg all/peak
WESTERN HUB	47.42	36.92	32.47	30.88	31.79	36.22	49.44	52.96	54.15	58.51	65.85	70.79	74.78	79.51	83.81	88.42	89.25	87.79	75.79	65.34	79.07	66.00	54.32	51.36	61 / 72
BGE	55.733	41.501	37.708	35.703	37.113	41.031	55.968	59.193	61.252	65.659	75.414	78.548	84.572	89.631	95.125	101.88	100.36	99.112	84.85	72.927	95.022	71.963	59.655	56.918	69 / 81
COMED	32.519	27.212	22.21	18.291	18.795	25.521	32.241	31.622	39.93	49.17	60.161	67.207	71.261	75.857	80.315	83.644	84.938	84.3	75.238	64.797	69.177	65.478	51.87	43.282	53 / 66
DOM	56.673	42.526	39.042	37.344	38.925	42	55.811	57.969	59.972	65.831	74.065	76.857	83.229	88	91.903	97.422	95.974	94.99	84.926	72.592	94.978	70.606	59.05	57.829	68 / 79
NEW JERSEY HUB	56.93	47.40	39.47	36.38	35.60	43.21	54.57	60.79	60.95	65.58	75.29	77.80	82.54	85.55	90.47	95.55	94.49	91.43	82.26	70.74	85.40	72.76	59.62	55.59	68 / 78
DA Forecast	76.3	71.6	68.4	66.5	66.5	69.0	73.8	78.7	83.5	88.0	92.5	96.1	99.0	101.5	103.3	104.3	104.7	103.8	101.2	97.9	96.1	93.5	86.9	79.2	88 / 96



Preliminary Real-Time Prices with Forecasted and Actual System Load

	HE1	HE2	HE3	HE4	HE5	HE6	HE7	HE8	HE9	HE10	HE11	HE12	HE13	HE14	HE15	HE16	HE17	HE18	HE19	HE20	HE21	HE22	HE23	HE24	avg all/peak
WESTERN HUB	47.92	40.95	47.25	35.02	32.49	40.06	44.25	51.22	43.08	59.75	52.23	60.83	52.86	69.83	76.16	86.52	81.99	85.13	63.90	60.34	71.20	60.10	38.63	42.98	56 / 63
BGE	57.817	47.065	57.246	38.812	36.265	47.396	53.98	60.855	48.227	65.815	59.222	66.53	61.483	80.31	84.882	92.186	87.022	90.735	73.008	66.227	78.556	63.475	40.662	45.865	63 / 70
COMED	35.322	30.17	27.334	26.706	22.242	30.303	35.476	45.703	38.332	53.938	46.336	53.977	46.344	63.064	72.34	87.752	83.343	90.44	59.6	57.192	66.384	59.719	38.263	39.748	50 / 60
DOM	59.388	48.135	61.367	40.391	37.91	49.4	53.366	56.359	48.356	65.311	59.451	65.394	62.602	81.627	94.084	92.342	85.681	90.061	75.178	68.801	78.795	62.637	39.953	45.342	63 / 70
NEW JERSEY HUB	50.19	43.08	48.44	36.21	33.44	41.56	43.72	48.92	45.49	63.57	55.19	64.01	54.74	72.22	78.62	90.04	85.31	88.24	64.96	62.51	73.97	63.05	40.85	45.72	58 / 66
Percent Forecast	0.71	0.18	0.05	-0.17	-0.49	-0.12	0.00	-0.92	-1.53	-1.73	-1.91	-1.78	-1.69	-1.36	-0.48	0.25	1.07	1.75	1.67	0.83	1.64	0.92	0.05	0.33	
RTLoad	76.848	71.742	68.48	66.399	66.127	68.89	73.802	78.033	82.275	86.54	90.763	94.38	97.313	100.17	102.77	104.52	105.82	105.69	102.91	98.673	97.659	94.418	86.922	79.511	



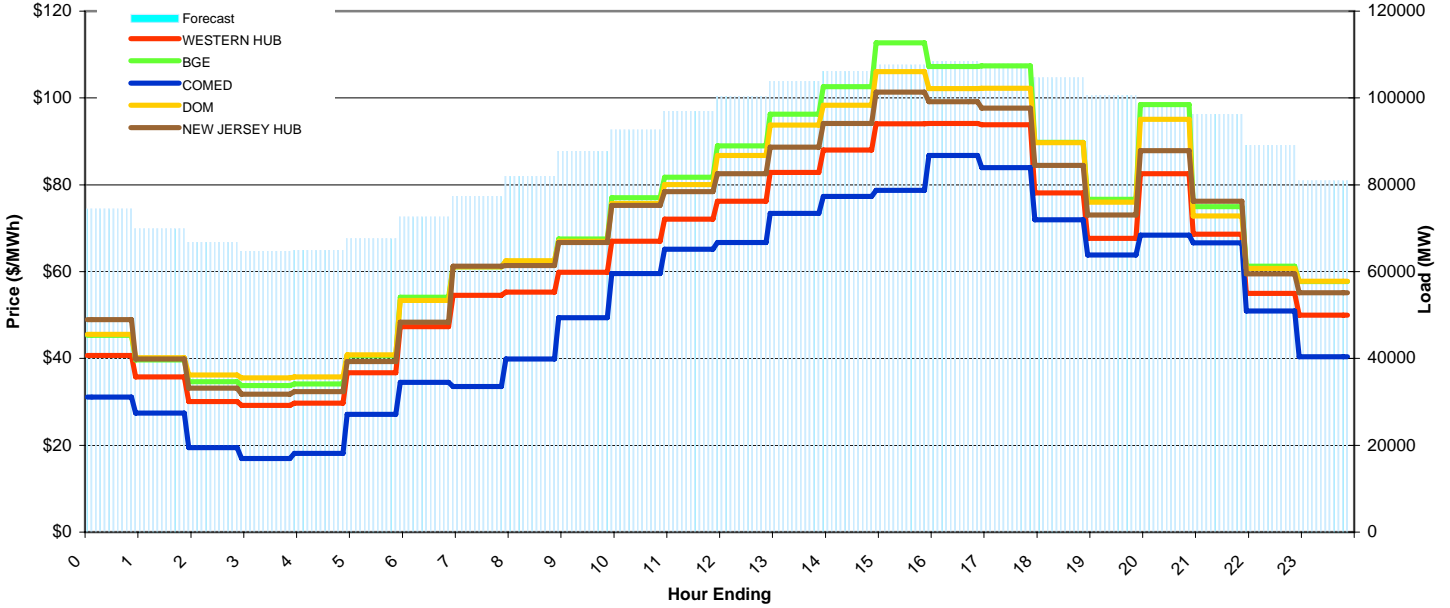
PJM Daily Report

Data for 21-Aug-2008

Price Color Codes: ≤0 ≥100 ≥200

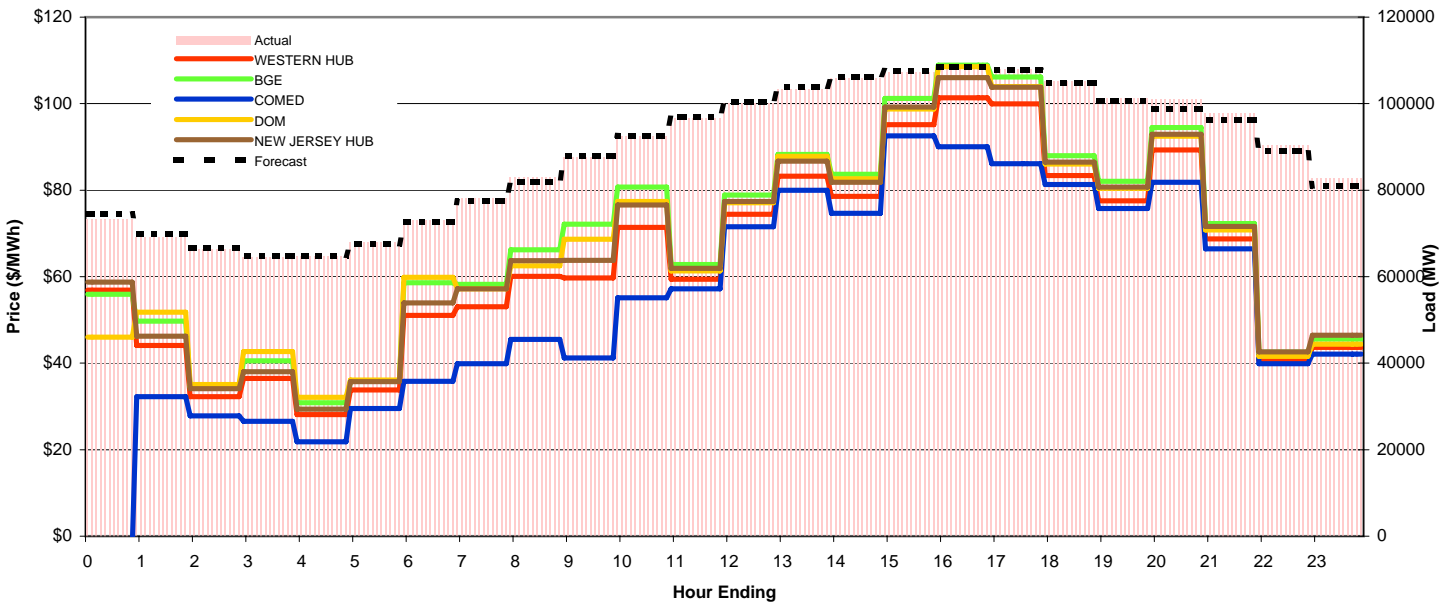
Day-Ahead Prices and Forecast Load

	HE1	HE2	HE3	HE4	HE5	HE6	HE7	HE8	HE9	HE10	HE11	HE12	HE13	HE14	HE15	HE16	HE17	HE18	HE19	HE20	HE21	HE22	HE23	HE24	avg all/peak
WESTERN HUB	40.71	35.78	30.11	29.20	29.72	36.69	47.30	54.56	55.31	59.85	66.99	72.10	76.21	82.83	87.98	94.05	94.12	93.86	78.15	67.65	82.57	68.59	55.00	49.98	62 / 74
BGE	45.33	39.651	34.676	33.738	34.125	40.595	54.087	61.07	62.358	67.529	76.991	81.715	88.99	96.281	102.61	112.69	107.25	107.4	89.801	76.652	98.461	74.929	61.265	57.705	71 / 85
COMED	31.115	27.404	19.477	16.968	18.136	27.114	34.524	33.536	39.886	49.407	59.563	65.186	66.7	73.425	77.315	78.713	86.754	83.953	71.952	63.823	68.407	66.641	50.913	40.368	52 / 65
DOM	45.567	40.204	36.207	35.523	35.779	40.799	53.379	61.137	62.528	67.036	75.728	80.039	86.743	93.75	98.347	106.04	102.18	102.25	89.69	76.029	95.113	72.862	60.767	57.821	70 / 83
NEW JERSEY HUB	48.94	39.91	33.19	31.78	32.33	39.27	48.33	61.28	61.39	66.71	75.26	78.46	82.59	88.65	94.14	101.35	99.15	97.70	84.51	73.08	87.87	76.19	59.48	55.17	67 / 80
DA Forecast	74.4	69.9	66.7	64.7	64.9	67.6	72.6	77.4	81.9	87.8	92.6	96.9	100.4	103.8	106.2	107.6	108.5	107.8	104.7	100.7	98.8	96.2	89.0	80.9	88 / 98



Preliminary Real-Time Prices with Forecasted and Actual System Load

	HE1	HE2	HE3	HE4	HE5	HE6	HE7	HE8	HE9	HE10	HE11	HE12	HE13	HE14	HE15	HE16	HE17	HE18	HE19	HE20	HE21	HE22	HE23	HE24	avg all/peak
WESTERN HUB	56.90	44.06	32.28	36.49	28.14	33.80	51.04	53.01	60.05	59.68	71.40	59.41	74.46	83.24	78.59	95.13	101.37	99.92	83.37	77.54	89.32	68.70	40.61	43.62	63 / 75
BGE	55.96	49.744	34.522	40.564	30.867	35.951	58.559	58.231	66.196	72.129	80.692	62.817	78.869	88.289	83.657	101.18	108.94	106.19	87.985	82.068	94.454	72.271	42.553	45.598	68 / 80
COMED	-2.553	32.26	27.837	26.59	21.838	29.525	35.807	39.855	45.49	41.18	55.109	57.161	71.544	80.01	74.647	92.576	90.006	86.12	81.289	75.722	81.851	66.46	39.856	42.086	54 / 67
DOM	46.015	51.756	35.095	42.664	32.081	36.127	59.848	57.201	62.514	68.665	77.363	61.305	77.079	87.849	82.664	98.796	108.5	103.97	86.063	80.429	92.445	70.784	41.615	44.426	67 / 79
NEW JERSEY HUB	58.74	46.25	34.09	38.01	29.39	35.70	53.94	57.17	63.67	63.80	76.60	61.95	77.37	86.73	81.84	99.20	105.99	103.81	86.50	80.73	92.89	71.62	42.64	46.48	66 / 78
Percent Forecast	-1.53	-1.10	-0.81	-0.14	-0.19	0.47	0.47	0.79	1.35	-0.18	-0.20	-0.32	-0.30	-0.47	-0.41	-0.21	-0.17	0.19	0.52	0.42	2.20	1.68	1.35	2.18	
RTLoad	73.296	69.13	66.209	64.617	64.74	67.886	72.957	78.022	83.057	87.628	92.465	96.627	100.13	103.29	105.78	107.38	108.34	108.02	105.22	101.14	100.98	97.865	90.24	82.741	



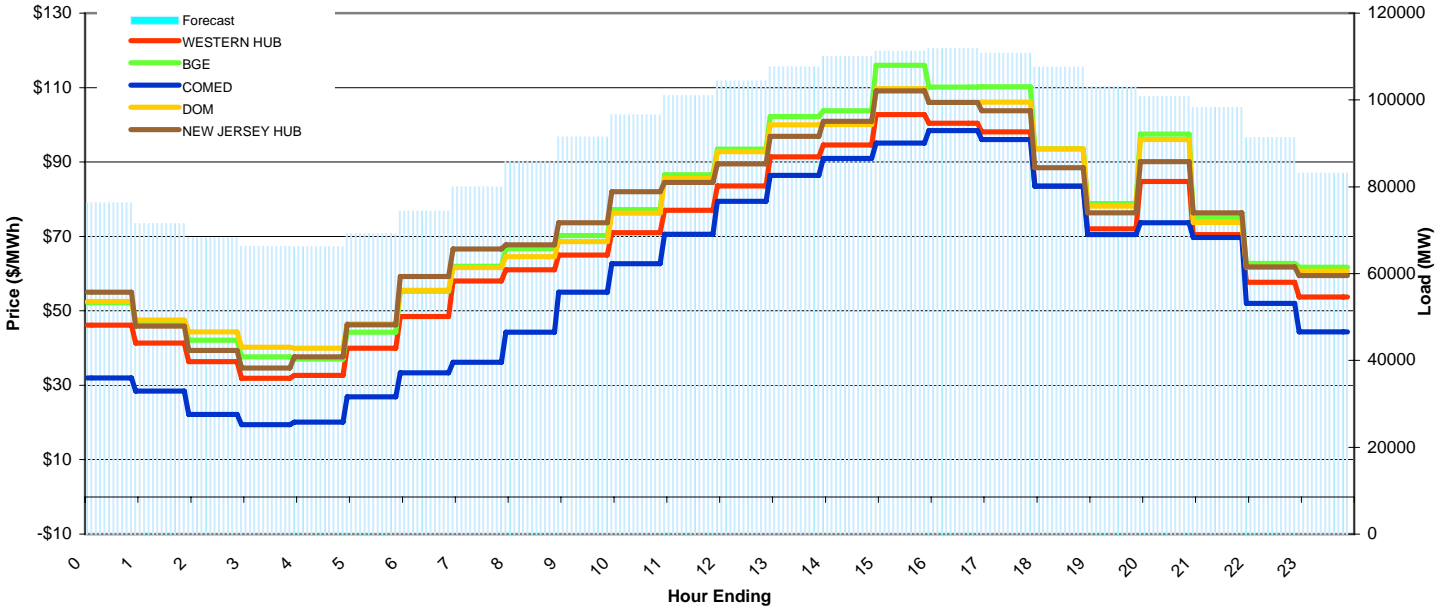
PJM Daily Report

Data for 22-Aug-2008

Price Color Codes: ≤0 ≥100 ≥200

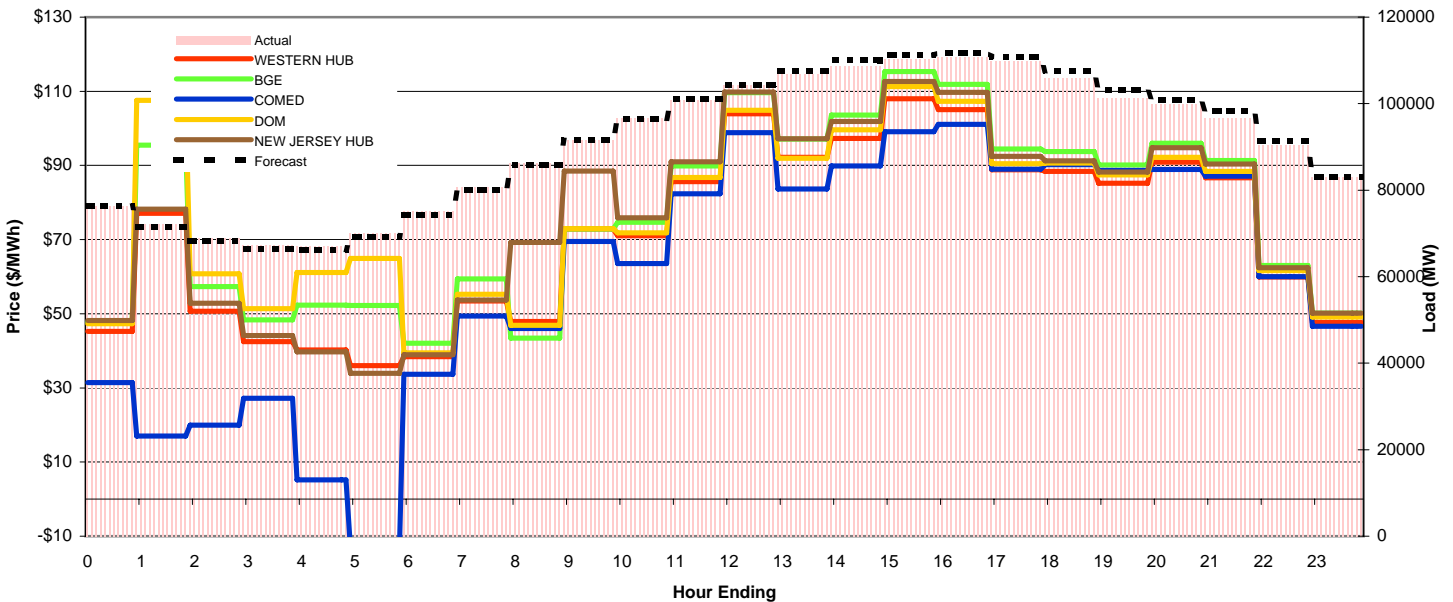
Day-Ahead Prices and Forecast Load

	HE1	HE2	HE3	HE4	HE5	HE6	HE7	HE8	HE9	HE10	HE11	HE12	HE13	HE14	HE15	HE16	HE17	HE18	HE19	HE20	HE21	HE22	HE23	HE24	avg all/peak
WESTERN HUB	46.13	41.35	36.35	31.91	32.66	40.00	48.46	58.05	61.00	65.00	71.00	77.00	83.56	91.35	94.60	102.71	100.41	98.10	83.55	72.00	84.81	70.48	57.71	53.73	67 / 79
BGE	52.177	46.747	42.095	37.623	37.041	44.267	55.253	62.001	66.742	70.208	77.225	86.578	93.453	102.22	103.74	116	110.09	110.25	93.53	78.833	97.525	75.106	62.76	61.684	74 / 88
COMED	32.008	28.41	22.172	19.445	20.075	26.894	33.326	36.186	44.288	55.021	62.661	70.556	79.429	86.372	90.931	95.059	98.446	96.047	83.491	70.523	73.697	69.712	52.029	44.356	58 / 73
DOM	52.477	47.501	44.368	40.245	39.939	46.53	55.53	61.603	64.561	68.581	76.25	85.573	92.802	100.03	100.06	109.68	106.04	106.1	93.545	78.182	96.011	73.749	61.717	60.659	73 / 86
NEW JERSEY HUB	55.01	45.88	39.34	34.63	37.64	46.23	59.23	66.65	67.73	73.69	82.04	84.54	89.52	96.93	100.92	109.11	105.97	103.78	88.46	76.34	90.13	76.31	61.80	59.50	73 / 86
DA Forecast	76.3	71.5	68.2	66.3	66.2	69.2	74.4	79.9	85.8	91.5	96.6	101.0	104.4	107.6	110.0	111.2	111.8	110.8	107.6	103.1	100.8	98.2	91.3	83.2	91 / 101



Preliminary Real-Time Prices with Forecasted and Actual System Load

	HE1	HE2	HE3	HE4	HE5	HE6	HE7	HE8	HE9	HE10	HE11	HE12	HE13	HE14	HE15	HE16	HE17	HE18	HE19	HE20	HE21	HE22	HE23	HE24	avg all/peak
WESTERN HUB	45.27	77.13	50.69	42.51	40.22	35.97	38.44	53.48	47.89	72.83	71.01	85.60	103.98	92.23	97.29	107.98	105.03	88.82	88.42	85.23	90.90	86.71	59.89	47.62	71 / 84
BGE	47.843	95.438	57.323	48.357	52.325	52.236	42.06	59.378	43.405	72.834	74.684	89.907	109.66	97.14	103.61	115.33	111.84	94.447	93.764	90.156	95.982	91.343	63.041	50.145	77 / 88
COMED	31.403	17.01	19.97	27.202	5.1894	-13.33	33.64	49.413	46.009	69.484	63.566	82.328	98.807	83.684	89.841	99.137	101.1	88.992	90.252	88.672	88.92	87.059	59.973	46.62	61 / 80
DOM	47.324	107.54	60.784	51.411	61.163	64.941	39.434	55.215	46.846	72.924	71.863	86.77	104.92	91.91	99.65	111.3	107.29	90.503	90.628	87.465	92.153	88.394	61.603	49.087	77 / 85
NEW JERSEY HUB	48.21	78.21	52.82	44.16	39.75	33.89	38.93	53.69	69.27	88.44	75.90	91.03	109.77	97.17	101.86	112.66	109.72	92.48	91.25	88.20	94.82	90.35	62.44	50.13	76 / 89
Percent Forecast	0.23	0.79	1.18	1.54	1.43	1.21	0.97	0.94	0.64	0.19	0.08	-0.27	-0.16	-0.78	-1.15	-0.85	-0.83	-0.91	-1.44	-1.83	-0.75	-1.56	-1.00	-0.12	
RTLoad	76.431	72.103	69.031	67.314	67.151	70.095	75.094	80.702	86.374	91.685	96.639	100.74	104.23	106.78	108.78	110.26	110.87	109.79	106.05	101.22	100.04	96.723	90.413	83.071	



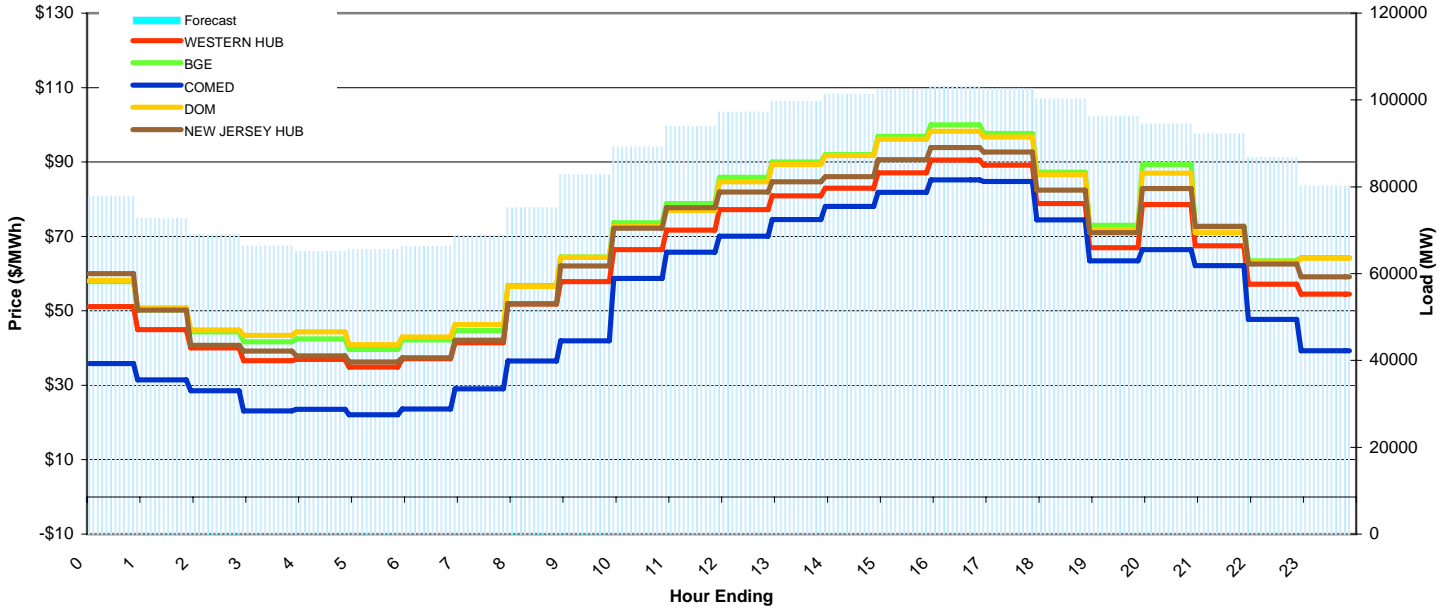
PJM Daily Report

Data for 23-Aug-2008

Price Color Codes: ≤0 ≥100 ≥200

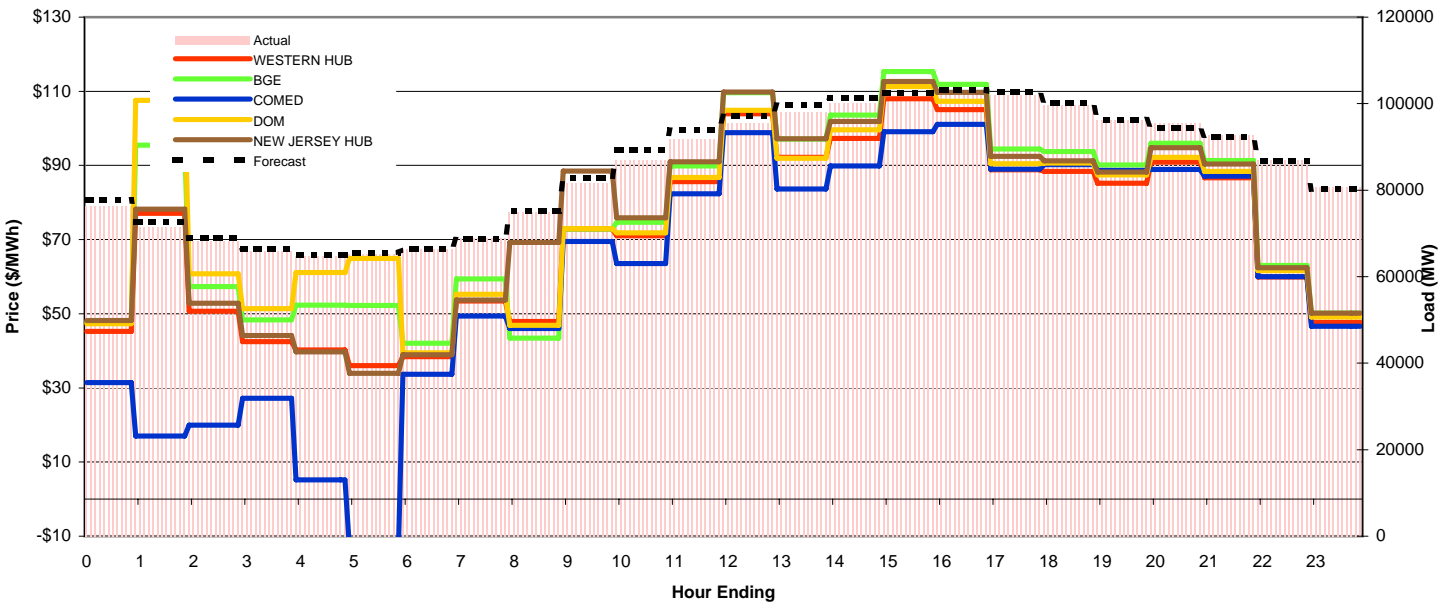
Day-Ahead Prices and Forecast Load

	HE1	HE2	HE3	HE4	HE5	HE6	HE7	HE8	HE9	HE10	HE11	HE12	HE13	HE14	HE15	HE16	HE17	HE18	HE19	HE20	HE21	HE22	HE23	HE24	avg all/peak
WESTERN HUB	51.17	44.93	40.05	36.60	36.95	34.90	37.13	41.43	51.82	57.81	66.43	71.71	77.20	80.88	83.00	87.06	90.51	89.18	78.79	66.96	78.55	67.46	57.18	54.50	62 / 72
BGE	57.839	50.314	44.34	41.696	42.489	39.633	42.161	44.67	56.856	64.502	73.67	78.859	85.922	89.999	91.979	96.878	99.99	97.66	87.264	73.015	89.307	72.853	63.416	64.303	69 / 79
COMED	35.807	31.467	28.551	23.09	23.498	22.076	23.604	29.027	36.5	41.937	58.683	65.745	70.041	74.55	78.082	81.875	85.193	84.758	74.467	63.467	66.432	62.129	47.727	39.241	52 / 64
DOM	58.188	50.834	44.849	43.407	44.35	40.889	43.003	46.366	56.552	64.383	72.627	76.982	84.639	89.288	91.716	96.12	98.266	96.728	86.53	71.835	87.005	70.985	62.935	64.151	68 / 78
NEW JERSEY HUB	59.96	50.21	40.77	39.21	37.91	36.30	37.37	42.12	51.95	62.04	72.25	77.72	81.92	84.72	86.03	90.62	93.92	92.65	82.45	71.02	82.85	72.64	62.61	59.12	65 / 75
DA Forecast	77.8	72.7	69.0	66.3	65.1	65.5	66.3	68.8	75.2	82.8	89.2	93.9	97.2	99.6	101.3	102.5	103.1	102.7	100.2	96.2	94.5	92.2	86.8	80.2	85 / 93



Preliminary Real-Time Prices with Forecasted and Actual System Load

	HE1	HE2	HE3	HE4	HE5	HE6	HE7	HE8	HE9	HE10	HE11	HE12	HE13	HE14	HE15	HE16	HE17	HE18	HE19	HE20	HE21	HE22	HE23	HE24	avg all/peak
WESTERN HUB	45.27	77.13	50.69	42.51	40.22	35.97	38.44	53.48	47.89	72.83	71.01	85.60	103.98	92.23	97.29	107.98	105.03	88.82	88.42	85.23	90.90	86.71	59.89	47.62	71 / 84
BGE	47.843	95.438	57.323	48.357	52.325	52.236	42.06	59.378	43.405	72.834	74.684	89.907	109.66	97.14	103.61	115.33	111.84	94.447	93.764	90.156	95.982	91.343	63.041	50.145	77 / 88
COMED	31.403	17.01	19.97	27.202	5.1894	-13.33	33.64	49.413	46.009	69.484	63.566	82.328	98.807	83.684	89.841	99.137	101.1	88.992	90.252	88.672	88.92	87.059	59.973	46.62	61 / 80
DOM	47.324	107.54	60.784	51.411	61.163	64.941	39.434	55.215	46.846	72.924	71.863	86.77	104.92	91.91	99.65	111.3	107.29	90.503	90.628	87.465	92.153	88.394	61.603	49.087	77 / 85
NEW JERSEY HUB	48.21	78.21	52.82	44.16	39.75	33.89	38.93	53.69	69.27	88.44	75.90	91.03	109.77	97.17	101.86	112.66	109.72	92.48	91.25	88.20	94.82	90.35	62.44	50.13	76 / 89
Percent Forecast	-1.83	-1.56	-1.14	-0.58	-0.40	-0.53	0.06	0.27	-0.33	-1.41	-2.46	-2.23	-1.86	-1.53	-1.03	-1.00	-0.76	-0.62	-0.48	0.06	1.16	0.48	0.18	0.62	
RTLoad	76.394	71.546	68.244	65.95	64.849	65.184	66.3	68.987	74.969	81.609	87.071	91.862	95.455	98.147	100.23	101.47	102.36	102.05	99.733	96.281	95.599	92.69	86.947	80.714	



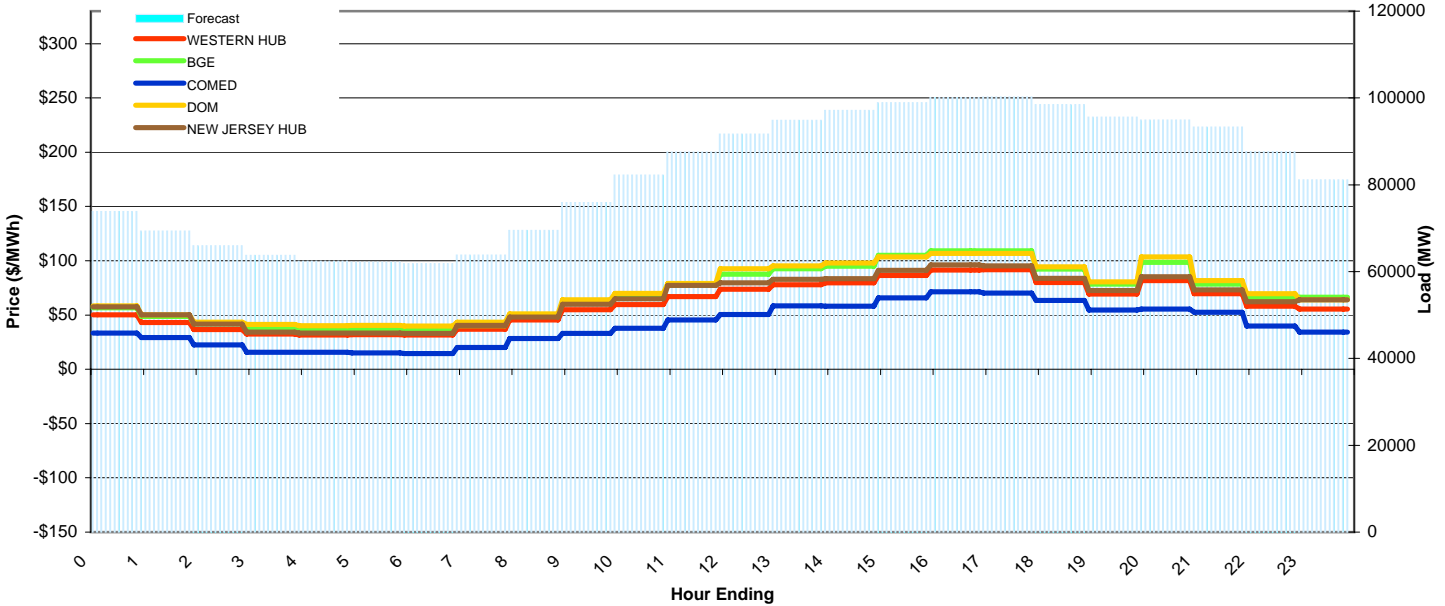
PJM Daily Report

Data for 24-Aug-2008

Price Color Codes: ≤0 ≥100 ≥200

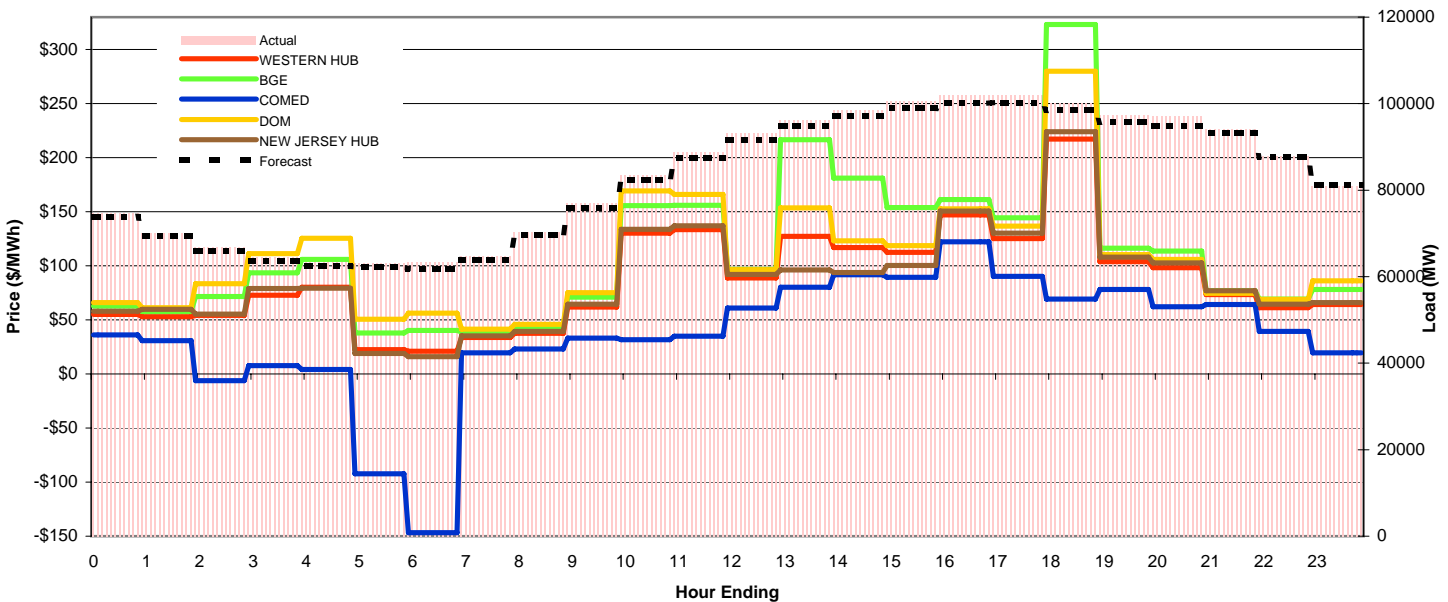
Day-Ahead Prices and Forecast Load

	HE1	HE2	HE3	HE4	HE5	HE6	HE7	HE8	HE9	HE10	HE11	HE12	HE13	HE14	HE15	HE16	HE17	HE18	HE19	HE20	HE21	HE22	HE23	HE24	avg all/peak
WESTERN HUB	50.09	43.03	36.66	32.49	31.72	31.94	31.60	36.80	45.55	55.00	59.77	67.01	73.77	77.97	79.64	86.38	91.53	91.85	80.05	69.29	81.86	69.52	58.11	55.52	60 / 70
BGE	56.654	48.668	41.801	38.285	37.207	37.59	36.97	40.12	48.95	61.676	68.729	77.458	87.627	92.796	95.001	104.96	109.21	109.11	92.334	78.567	98.688	78.549	65.237	66.483	70 / 82
COMED	33.462	29.297	22.337	15.77	15.808	15.212	14.543	20.097	28.395	33.096	37.75	45.334	50.633	58.35	58.232	65.922	71.371	70.348	63.573	54.505	55.491	52.656	39.878	34.163	41 / 50
DOM	58.41	50.136	43.562	41.273	40.037	40.504	40.018	43.551	51.019	64.057	70.063	78.947	92.558	95.302	97.844	103.45	106.86	106.92	94.558	80.589	103.63	81.604	69.609	64.023	72 / 84
NEW JERSEY HUB	57.54	50.29	41.63	34.28	33.46	33.32	33.13	40.49	48.12	59.90	65.01	77.21	79.74	83.02	83.39	91.23	96.16	95.25	83.78	72.73	85.41	73.10	62.15	64.15	64 / 75
DA Forecast	73.9	69.3	66.0	63.7	62.4	62.2	61.8	63.8	69.5	75.9	82.3	87.5	91.7	94.9	97.2	98.9	100.1	100.3	98.5	95.6	95.0	93.3	87.7	81.1	82 / 90



Preliminary Real-Time Prices with Forecasted and Actual System Load

	HE1	HE2	HE3	HE4	HE5	HE6	HE7	HE8	HE9	HE10	HE11	HE12	HE13	HE14	HE15	HE16	HE17	HE18	HE19	HE20	HE21	HE22	HE23	HE24	avg all/peak
WESTERN HUB	55.12	53.09	54.30	72.81	80.29	22.55	21.19	33.74	37.72	61.76	130.27	133.39	88.88	127.14	117.07	112.50	147.17	125.32	217.28	103.89	98.39	73.32	61.17	64.34	87 / 104
BGE	62.629	57.623	71.786	93.606	106.04	37.911	40.283	38.825	43.334	71.039	155.59	155.87	96.666	216.52	181.16	154.05	161.41	144.53	323.19	116.37	113.59	77.004	69.162	78.189	111 / 132
COMED	36.232	30.933	-6.154	7.8725	4.2568	-92.21	-146.9	19.613	23.021	33.11	31.828	34.966	61.021	80.156	91.839	89.335	122.13	90.267	69.233	78.057	62.186	64.391	39.26	19.651	35 / 62
DOM	65.962	61.416	83.383	111.31	125.45	50.592	56.225	41.332	45.869	75.059	169.2	165.94	96.649	153.65	123.25	118.56	152.77	136.72	280.01	110.38	106.04	74.561	68.96	86.242	107 / 120
NEW JERSEY HUB	58.18	59.82	55.35	79.14	79.48	19.09	16.12	35.23	39.54	64.41	133.91	136.96	92.14	96.25	93.89	100.39	150.65	130.37	223.93	108.14	102.63	77.02	64.48	65.89	87 / 103
Percent Forecast	1.00	1.06	1.30	1.34	1.39	1.37	2.32	1.62	1.27	1.60	1.39	1.51	1.61	1.46	1.46	1.69	1.90	1.73	1.59	1.69	2.25	0.85	0.32	-0.30	
RTLoad	74.637	70.07	66.853	64.591	63.326	63.102	63.311	64.86	70.442	77.12	83.45	88.869	93.182	96.287	98.623	100.59	102.02	102.02	100.08	97.279	97.144	94.08	87.94	80.896	



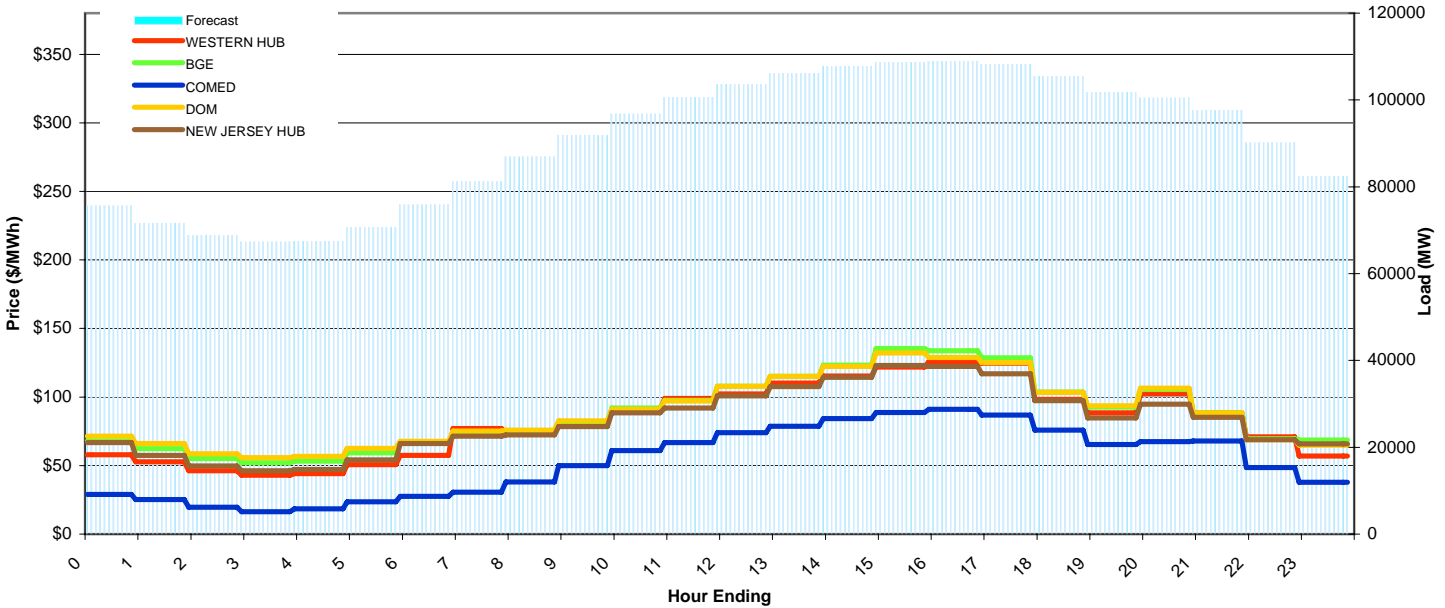
PJM Daily Report

Data for 25-Aug-2008

Price Color Codes: ≤0 ≥100 ≥200

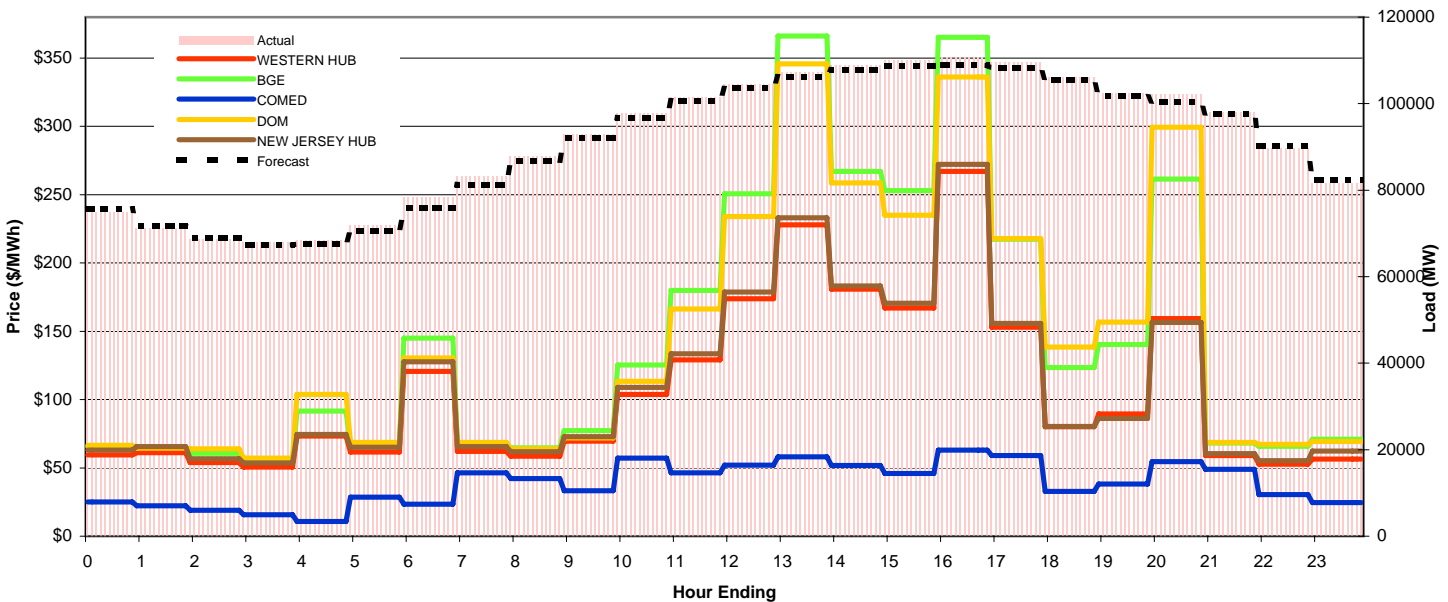
Day-Ahead Prices and Forecast Load

	HE1	HE2	HE3	HE4	HE5	HE6	HE7	HE8	HE9	HE10	HE11	HE12	HE13	HE14	HE15	HE16	HE17	HE18	HE19	HE20	HE21	HE22	HE23	HE24	avg all/peak
WESTERN HUB	57.78	52.70	46.13	43.01	44.13	50.74	57.42	76.96	73.95	79.99	91.09	98.98	102.32	110.26	115.29	121.92	125.82	124.69	98.17	88.51	102.15	88.37	70.92	56.91	82 / 98
BGE	67.982	62.225	55.025	52.03	53.15	59.38	66.911	73.67	74.379	81.712	91.994	97.454	107.92	115.17	123.31	135.39	133.76	128.57	103.69	92.574	105.48	88.418	69.524	68.623	88 / 101
COMED	28.938	25.213	19.72	16.408	18.46	23.534	27.613	30.538	38.086	49.93	60.841	66.701	74.017	78.626	84.368	88.653	91.019	86.834	75.851	65.425	67.383	68.023	48.56	37.827	53 / 67
DOM	71.436	65.972	58.592	55.897	56.757	62.645	67.627	75.22	75.916	82.52	91.145	97.091	107.93	115.06	122.3	132.02	128.76	125.13	103.43	93.489	106.54	88.374	68.944	64.906	88 / 101
NEW JERSEY HUB	66.74	57.46	49.61	46.15	47.26	54.13	66.17	71.47	72.36	78.52	88.39	92.05	100.75	107.71	114.43	123.11	122.33	117.02	97.43	84.84	94.84	85.22	68.86	65.79	82 / 95
DA Forecast	75.6	71.6	68.9	67.3	67.5	70.7	75.8	81.3	86.9	91.9	96.8	100.7	103.6	106.2	107.8	108.6	108.9	108.2	105.5	101.7	100.5	97.6	90.2	82.4	91 / 100



Preliminary Real-Time Prices with Forecasted and Actual System Load

	HE1	HE2	HE3	HE4	HE5	HE6	HE7	HE8	HE9	HE10	HE11	HE12	HE13	HE14	HE15	HE16	HE17	HE18	HE19	HE20	HE21	HE22	HE23	HE24	avg all/peak
WESTERN HUB	59.60	61.23	53.77	50.60	73.36	61.66	120.58	62.04	58.63	69.48	103.69	129.19	173.75	228.04	180.83	167.02	267.10	152.95	80.08	89.44	159.38	59.00	52.74	56.55	107 / 127
BGE	65.354	65.478	60.74	55.58	91.624	67.767	144.96	68.261	64.693	77.428	125.43	179.86	250.66	366.12	267.09	252.95	365.18	217.36	123.37	140.31	261.39	68.225	65.826	70.909	147 / 181
COMED	25.096	22.183	18.977	15.781	10.849	28.651	23.354	46.474	42.238	33.314	57.049	46.419	51.997	58.095	51.693	45.825	63.089	59.044	32.691	38.173	54.696	49.056	30.422	24.648	39 / 48
DOM	66.498	64.389	63.9	57.155	103.86	68.746	130.56	68.76	63.841	71.971	113.41	166.35	233.99	345.82	258.55	234.89	336.28	217.86	138.47	156.62	299.46	68.549	67.318	69.37	144 / 178
NEW JERSEY HUB	63.09	65.52	56.80	53.54	74.59	65.24	127.72	65.68	61.79	72.86	108.93	133.54	178.80	233.01	183.16	170.55	272.30	155.81	80.37	86.33	156.48	60.48	55.41	62.22	110 / 130
Percent Forecast	-0.96	-0.71	-0.26	0.83	1.26	1.79	3.18	2.43	1.14	1.11	1.06	0.89	0.87	0.89	1.02	1.20	1.50	1.27	0.55	0.68	1.71	0.29	-0.58	-1.01	
RTLoad	74.918	71.103	68.699	67.88	68.395	71.94	78.323	83.335	87.874	92.96	97.8	101.59	104.52	107.17	108.89	109.97	110.59	109.57	106.06	102.4	102.23	97.927	89.66	81.575	



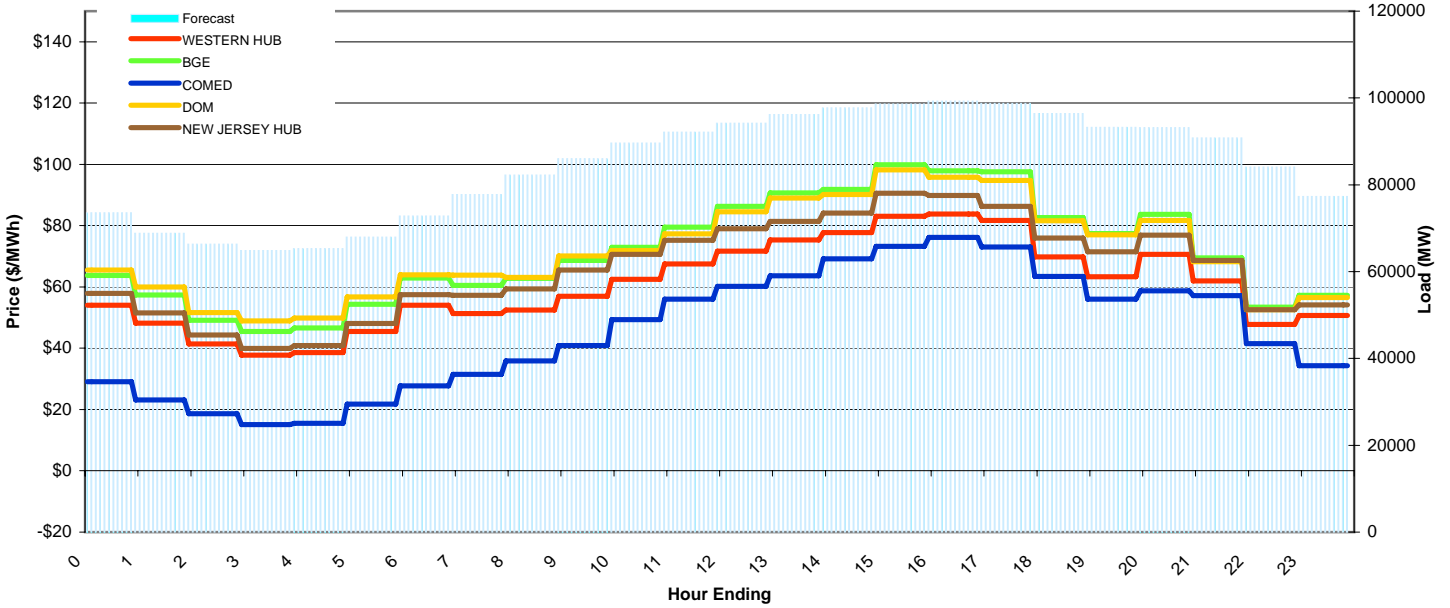
PJM Daily Report

Data for 26-Aug-2008

Price Color Codes: ≤0 ≥100 ≥200

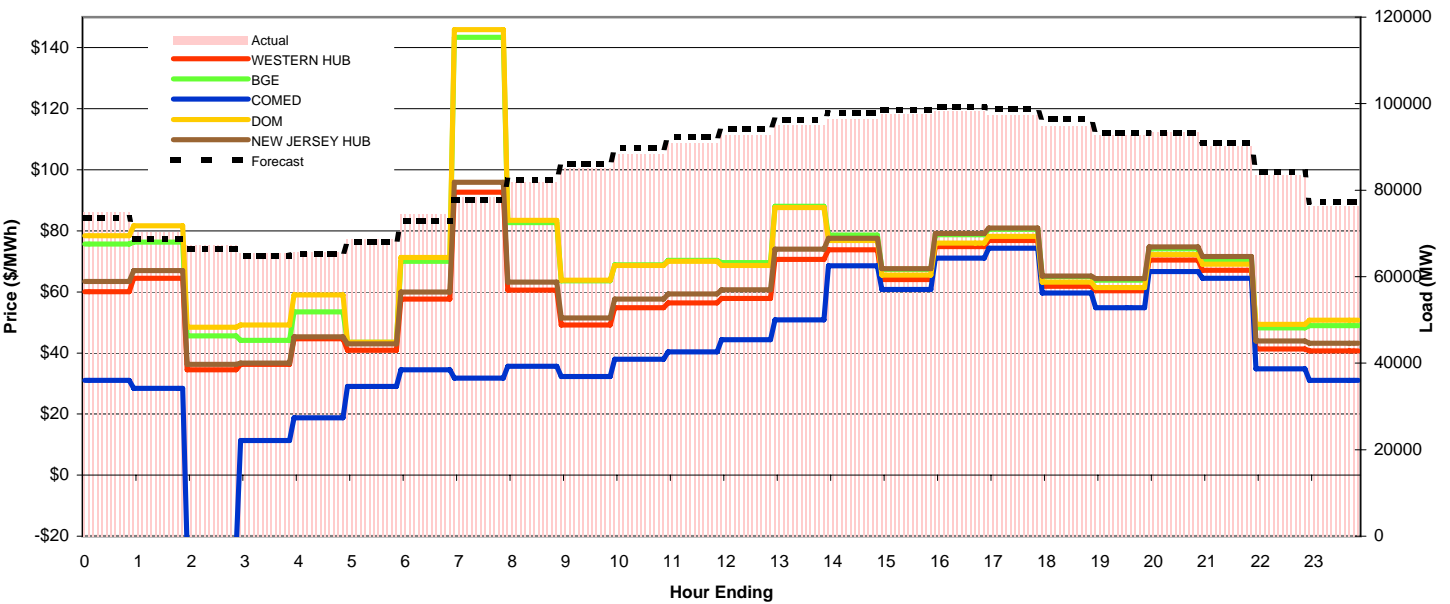
Day-Ahead Prices and Forecast Load

	HE1	HE2	HE3	HE4	HE5	HE6	HE7	HE8	HE9	HE10	HE11	HE12	HE13	HE14	HE15	HE16	HE17	HE18	HE19	HE20	HE21	HE22	HE23	HE24	avg all/peak
WESTERN HUB	54.04	48.15	41.42	37.71	38.61	45.43	53.99	51.35	52.50	56.91	62.52	67.52	71.70	75.38	77.74	83.10	83.85	81.71	69.84	63.36	70.66	62.02	47.78	50.66	60 / 67
BGE	63.725	57.362	49.146	45.484	46.581	54.336	62.904	60.499	62.764	68.697	72.911	79.517	86.259	90.642	91.832	99.919	97.925	97.56	82.599	77.38	83.742	69.533	53.449	57.279	71 / 80
COMED	29.101	23.161	18.664	15.09	15.51	21.768	27.741	31.437	35.829	40.827	49.357	56.058	60.162	63.62	69.199	73.203	76.18	73.031	63.405	56	58.763	57.197	41.479	34.257	45 / 57
DOM	65.553	60.03	51.662	48.877	49.895	56.77	63.972	63.839	63.145	70.107	71.9	77.333	84.56	89.065	90.136	98.214	95.756	94.788	81.627	76.958	81.752	68.234	52.6	56.553	71 / 79
NEW JERSEY HUB	57.89	51.57	44.28	39.90	40.90	48.09	57.45	57.28	59.36	65.56	70.67	75.26	79.02	81.37	84.08	90.62	89.80	86.31	75.94	71.52	76.92	68.71	52.53	54.10	66 / 74
DA Forecast	73.6	68.8	66.3	64.9	65.3	67.9	72.8	77.7	82.2	86.0	89.7	92.2	94.2	96.2	97.7	98.6	99.3	98.8	96.4	93.3	93.2	90.8	84.1	77.3	84 / 92



Preliminary Real-Time Prices with Forecasted and Actual System Load

	HE1	HE2	HE3	HE4	HE5	HE6	HE7	HE8	HE9	HE10	HE11	HE12	HE13	HE14	HE15	HE16	HE17	HE18	HE19	HE20	HE21	HE22	HE23	HE24	avg all/peak
WESTERN HUB	60.11	64.49	34.51	36.31	44.64	40.85	57.64	92.69	60.61	49.19	54.86	56.38	57.91	70.65	73.80	64.10	74.81	76.80	61.85	60.36	70.42	67.13	41.34	40.69	59 / 65
BGE	75.64	76.293	45.592	44.168	53.476	43.532	70.014	143.44	82.751	63.631	68.83	70.386	69.563	88.06	78.659	67.395	78.732	80.557	64.978	63.862	74.16	70.471	48.205	48.995	70 / 76
COMED	30.994	28.456	-24.47	11.37	18.795	29.01	34.514	31.766	35.641	32.339	37.97	40.4	44.306	50.825	68.551	60.78	71.046	74.331	59.603	54.795	66.625	64.468	34.784	31.047	41 / 52
DOM	78.389	81.625	48.452	49.172	59.044	43.49	71.242	145.96	83.474	63.858	68.664	70.032	68.717	87.68	76.86	65.486	76.055	78.231	63.268	61.453	72.18	69.039	49.424	50.794	70 / 75
NEW JERSEY HUB	63.39	66.95	36.27	36.71	45.33	42.98	59.92	95.90	63.24	51.45	57.62	59.32	60.68	73.99	77.60	67.64	79.19	80.96	65.18	64.39	74.77	71.60	43.98	43.23	62 / 68
Percent Forecast	1.69	2.07	1.56	1.01	0.50	1.21	2.35	0.94	-0.53	-0.94	-1.48	-1.43	-1.52	-1.21	-1.27	-1.05	-0.94	-1.47	-1.56	-0.63	0.23	-0.75	-0.86	-1.15	
RTLoad	74.85	70.283	67.373	65.53	65.635	68.76	74.561	78.476	81.8	85.242	88.356	90.871	92.797	95.026	96.496	97.586	98.351	97.371	94.914	92.687	93.368	90.142	83.425	76.431	



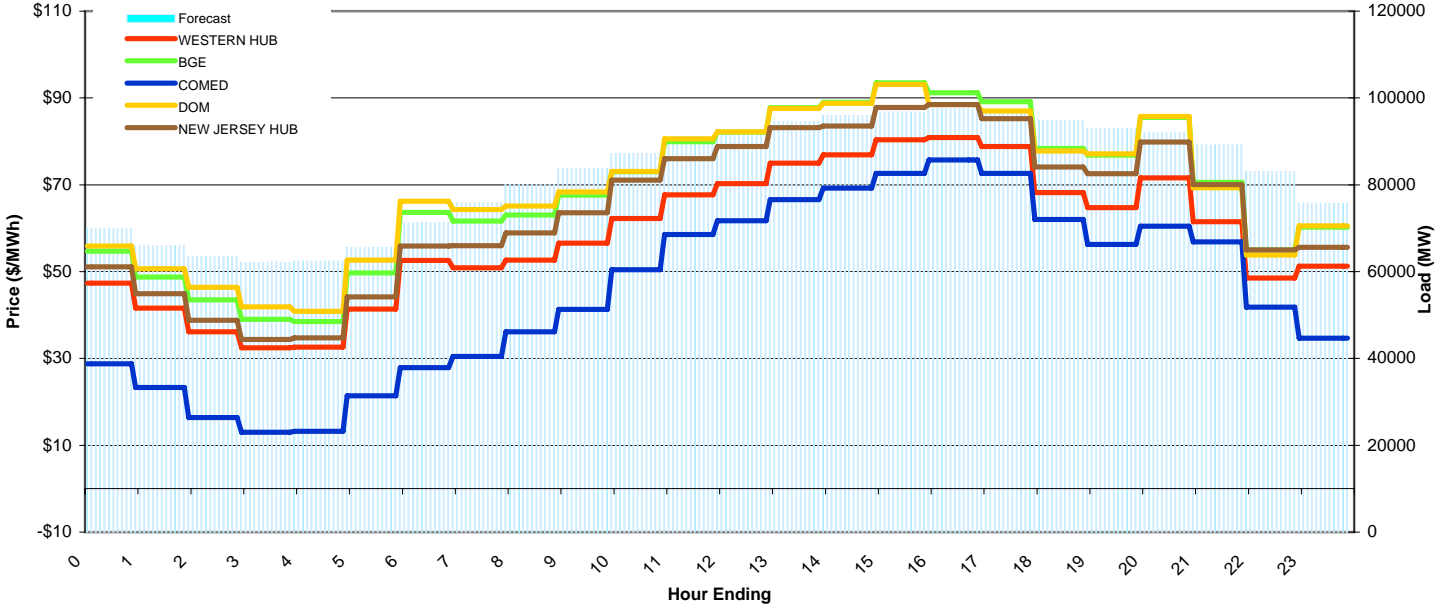
PJM Daily Report

Data for 27-Aug-2008

Price Color Codes: ≤0 ≥100 ≥200

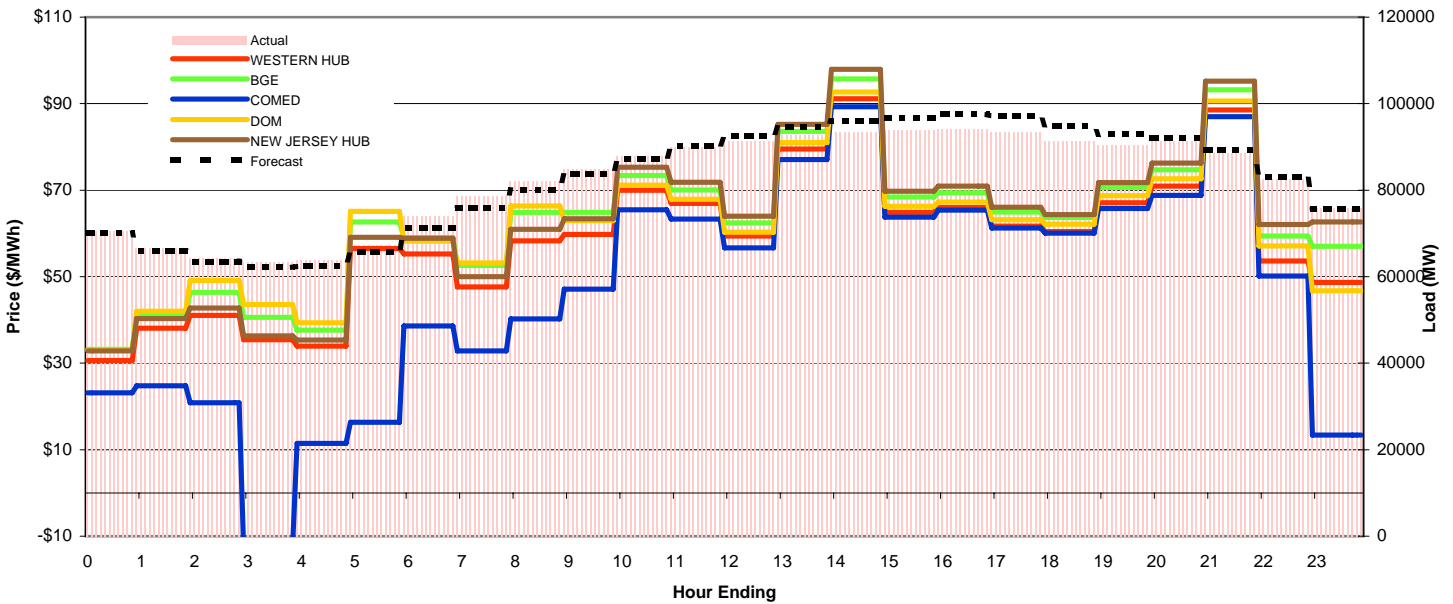
Day-Ahead Prices and Forecast Load

	HE1	HE2	HE3	HE4	HE5	HE6	HE7	HE8	HE9	HE10	HE11	HE12	HE13	HE14	HE15	HE16	HE17	HE18	HE19	HE20	HE21	HE22	HE23	HE24	avg all/peak
WESTERN HUB	47.34	41.61	36.18	32.44	32.58	41.34	52.60	50.88	52.66	56.53	62.21	67.70	70.26	75.00	76.91	80.37	80.92	78.80	68.17	64.73	71.57	61.50	48.54	51.27	58 / 67
BGE	54.715	48.735	43.545	39.005	38.514	49.718	63.657	61.68	63.07	67.592	72.993	79.919	82.129	87.73	88.979	93.476	91.198	89.119	78.396	76.814	85.549	70.568	54.999	60.213	68 / 78
COMED	28.794	23.343	16.395	12.991	13.222	21.43	27.92	30.496	36.145	41.31	50.46	58.543	61.744	66.575	69.231	72.635	75.755	72.644	61.99	56.258	60.469	56.821	41.792	34.705	45 / 57
DOM	55.883	50.66	46.41	41.879	40.827	52.625	66.222	64.315	65.089	68.376	73.065	80.584	82.214	87.608	88.763	93.113	88.476	87.03	77.798	77.139	85.771	69.338	53.847	60.525	69 / 78
NEW JERSEY HUB	51.11	44.94	38.76	34.41	34.77	44.14	55.88	55.99	58.95	63.58	71.10	76.00	78.79	83.19	83.53	87.84	88.47	85.25	74.13	72.58	79.83	70.02	55.01	55.59	64 / 74
DA Forecast	70.0	66.0	63.5	62.1	62.5	65.6	71.3	75.8	80.1	83.7	87.2	90.3	92.4	94.6	96.0	96.8	97.5	97.1	94.9	93.0	92.0	89.2	83.0	75.8	83 / 90



Preliminary Real-Time Prices with Forecasted and Actual System Load

	HE1	HE2	HE3	HE4	HE5	HE6	HE7	HE8	HE9	HE10	HE11	HE12	HE13	HE14	HE15	HE16	HE17	HE18	HE19	HE20	HE21	HE22	HE23	HE24	avg all/peak
WESTERN HUB	30.60	38.11	41.02	35.43	33.94	56.49	55.28	47.60	58.28	59.74	70.01	66.93	59.43	79.50	91.10	64.89	66.00	61.72	60.46	67.09	70.94	88.54	53.66	48.65	59 / 67
BGE	33.192	41.262	46.348	40.593	37.625	62.646	59.045	52.581	64.904	64.87	73.389	70.047	62.409	83.622	95.695	68.389	69.367	64.959	63.658	70.634	74.722	93.187	59.425	57.053	63 / 71
COMED	23.11	24.757	20.883	-12.58	11.42	16.312	38.636	32.848	40.226	47.104	65.491	63.287	56.674	77.086	89.25	63.795	65.365	61.226	60.074	65.781	68.812	86.983	50.179	13.371	47 / 62
DOM	32.978	41.991	49.13	43.59	39.345	65.074	58.187	53.176	66.323	62.981	71.155	67.908	60.286	81.005	92.685	66.245	67.204	63.198	62.147	68.727	72.637	90.603	57.1	46.749	62 / 69
NEW JERSEY HUB	32.82	40.28	42.75	36.30	35.32	59.10	58.91	49.98	60.95	63.41	75.30	71.84	64.01	85.21	97.95	69.73	70.94	66.08	64.34	71.76	76.23	95.21	62.04	62.63	63 / 72
Percent Forecast	0.78	1.03	1.16	1.89	2.06	2.43	3.74	3.68	2.36	1.31	0.84	-0.28	-1.21	-1.95	-2.82	-3.14	-3.58	-4.05	-3.71	-2.84	-0.69	-0.67	-0.69	0.18	
RTLoad	70.538	66.678	64.232	63.326	63.776	67.228	74.04	78.738	82.019	84.832	87.954	90.022	91.336	92.777	93.338	93.811	94.119	93.348	91.476	90.385	91.41	88.633	82.465	75.89	



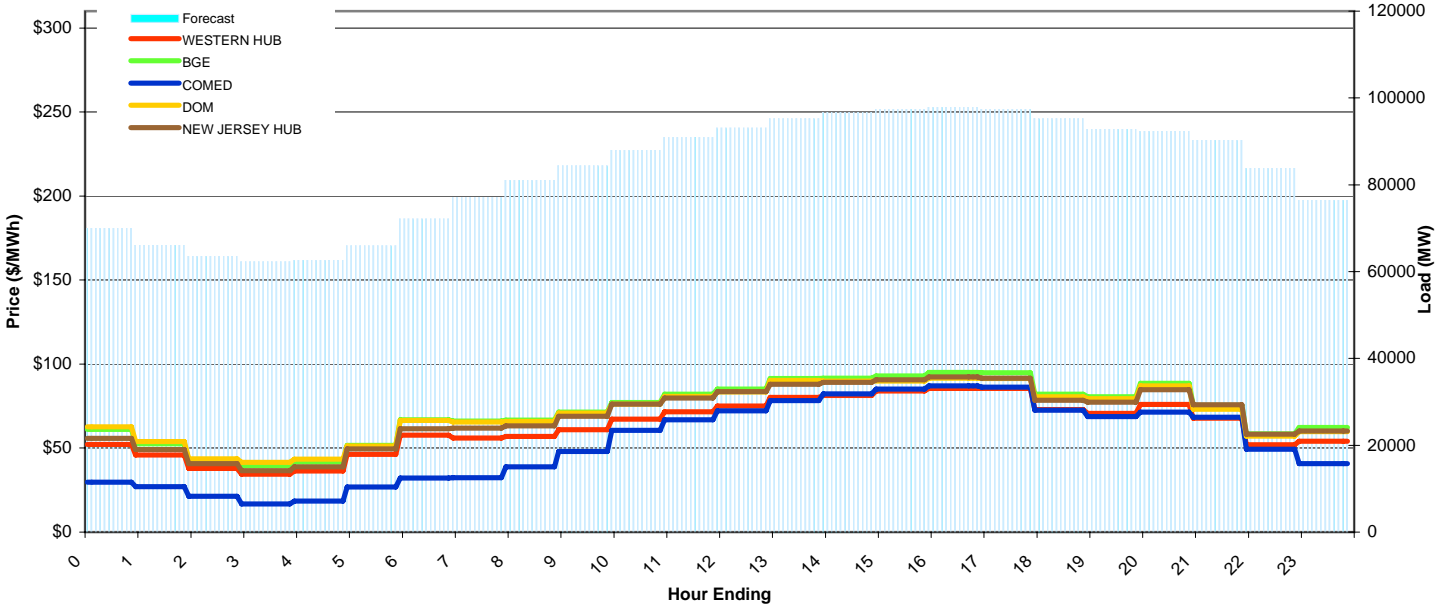
PJM Daily Report

Data for 28-Aug-2008

Price Color Codes: ≤0 ≥100 ≥200

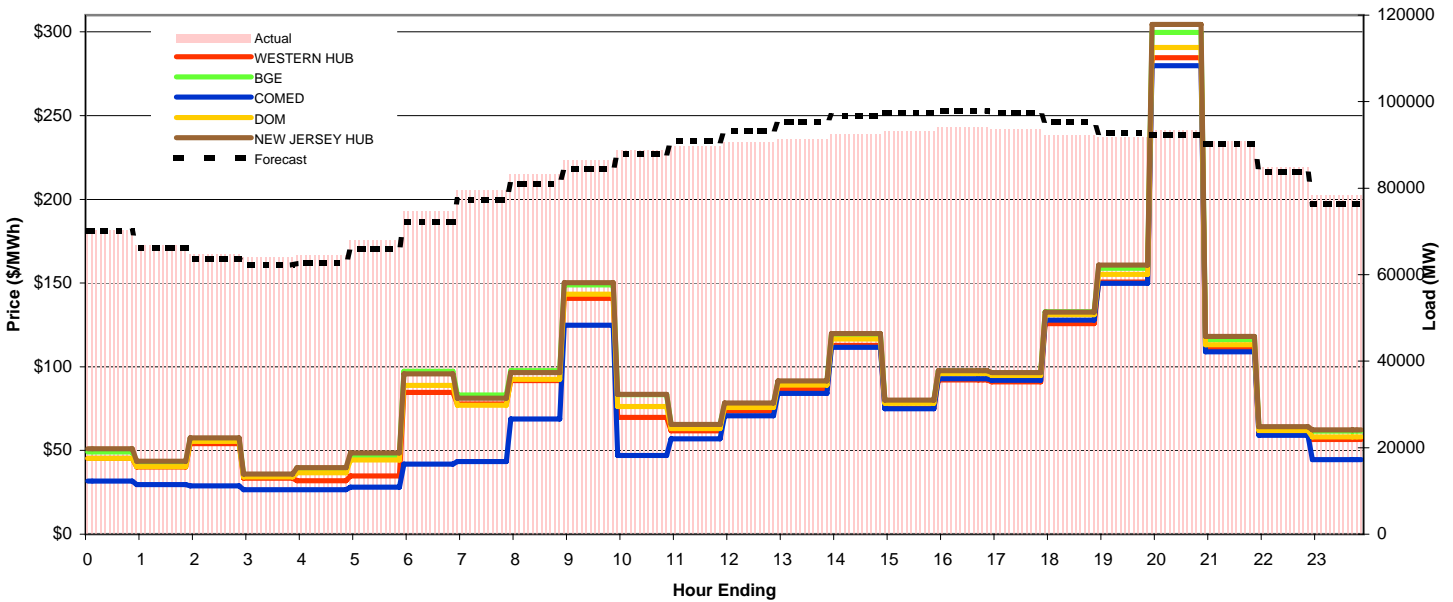
Day-Ahead Prices and Forecast Load

	HE1	HE2	HE3	HE4	HE5	HE6	HE7	HE8	HE9	HE10	HE11	HE12	HE13	HE14	HE15	HE16	HE17	HE18	HE19	HE20	HE21	HE22	HE23	HE24	avg all/peak
WESTERN HUB	52.26	45.89	37.92	34.46	36.41	46.27	57.78	56.02	56.86	60.96	67.21	71.53	75.08	80.11	81.38	84.05	85.48	85.43	73.00	70.60	76.00	67.73	52.00	54.12	63 / 71
BGE	61.082	52.636	42.854	39.697	41.7	51.689	66.921	66.08	66.716	71.392	77.2	82.035	85.155	91.472	91.678	92.962	95.075	94.837	81.985	80.55	88.609	75.423	58.549	62.173	72 / 81
COMED	29.64	27.023	21.263	16.823	18.462	26.886	32.269	32.416	38.778	47.939	60.486	66.875	72.075	78.253	82.185	85.155	86.989	86.165	72.633	68.784	71.431	68.399	49.284	40.701	53 / 67
DOM	62.617	53.904	43.667	41.526	43.402	51.132	66.479	65.575	65.969	70.77	76.206	80.676	83.427	90.348	89.923	89.972	91.548	91.434	80.564	79.341	87.036	73.03	57.148	59.789	71 / 80
NEW JERSEY HUB	55.87	49.19	40.72	36.63	38.79	49.55	61.42	61.81	63.19	68.96	76.17	79.70	83.51	87.99	89.09	90.58	92.40	91.66	78.52	77.32	84.77	75.78	58.23	60.25	69 / 79
DA Forecast	70.0	66.1	63.6	62.2	62.6	65.9	72.1	77.2	81.0	84.4	88.0	90.9	93.1	95.2	96.6	97.4	97.9	97.4	95.2	92.8	92.3	90.2	83.8	76.4	83 / 91



Preliminary Real-Time Prices with Forecasted and Actual System Load

	HE1	HE2	HE3	HE4	HE5	HE6	HE7	HE8	HE9	HE10	HE11	HE12	HE13	HE14	HE15	HE16	HE17	HE18	HE19	HE20	HE21	HE22	HE23	HE24	avg all/peak
WESTERN HUB	45.39	40.15	54.09	33.54	31.86	34.82	84.63	77.80	91.73	140.89	69.71	61.72	73.51	86.32	112.71	75.20	92.11	90.96	125.84	150.63	284.50	110.53	60.12	56.50	87 / 107
BGE	49.083	42.51	56.657	35.135	38.229	46.559	97.307	83.163	97.586	148.89	83.247	65.381	77.828	91.236	119.09	79.672	97.556	96.238	132.74	158.86	299.6	116.25	63.191	61.455	93 / 113
COMED	31.683	29.607	28.921	26.581	26.625	28.073	41.84	43.357	68.844	124.74	46.95	56.978	70.62	84.04	111.66	74.929	92.949	91.867	127.82	149.91	279.79	108.9	59.088	44.593	77 / 100
DOM	45.205	40.371	55.468	34.281	36.768	44.288	88.891	77.036	92.528	143.31	76.214	63.075	75.623	89.141	116.55	78.237	95.993	94.71	131.14	155.15	290.76	113.14	61.868	58.155	90 / 110
NEW JERSEY HUB	51.00	43.56	57.59	35.93	39.74	48.57	95.69	81.28	96.51	150.13	83.46	65.61	78.28	91.55	119.77	80.15	97.60	96.48	132.72	160.69	304.40	118.06	64.21	62.33	94 / 114
Percent Forecast	0.43	0.94	1.81	2.58	2.74	2.83	3.50	2.85	2.84	2.32	0.87	-1.33	-2.88	-4.21	-4.44	-4.56	-4.19	-4.01	-3.23	-1.03	1.12	0.69	1.09	2.53	
RTLoad	70.301	66.702	64.738	63.896	64.371	67.862	74.759	79.439	83.339	86.387	88.719	89.699	90.523	91.366	92.52	93.166	93.956	93.677	92.261	91.826	93.377	90.854	84.696	78.423	



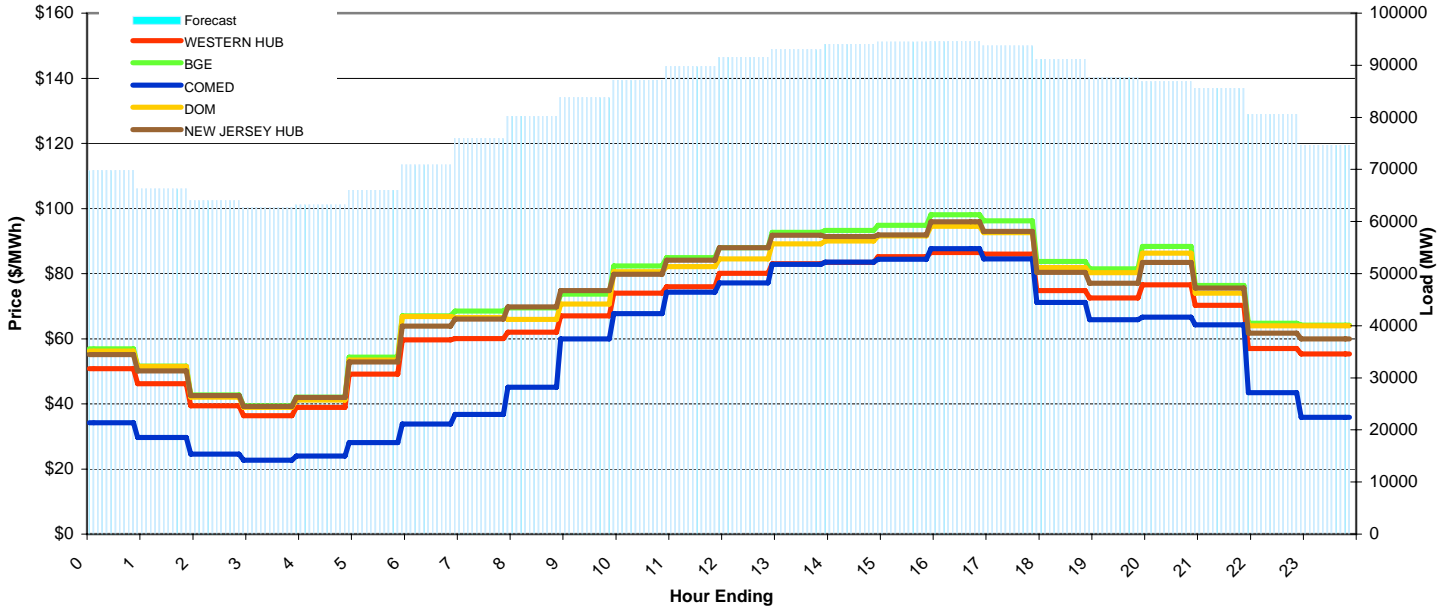
PJM Daily Report

Data for 29-Aug-2008

Price Color Codes: ≤0 ≥100 ≥200

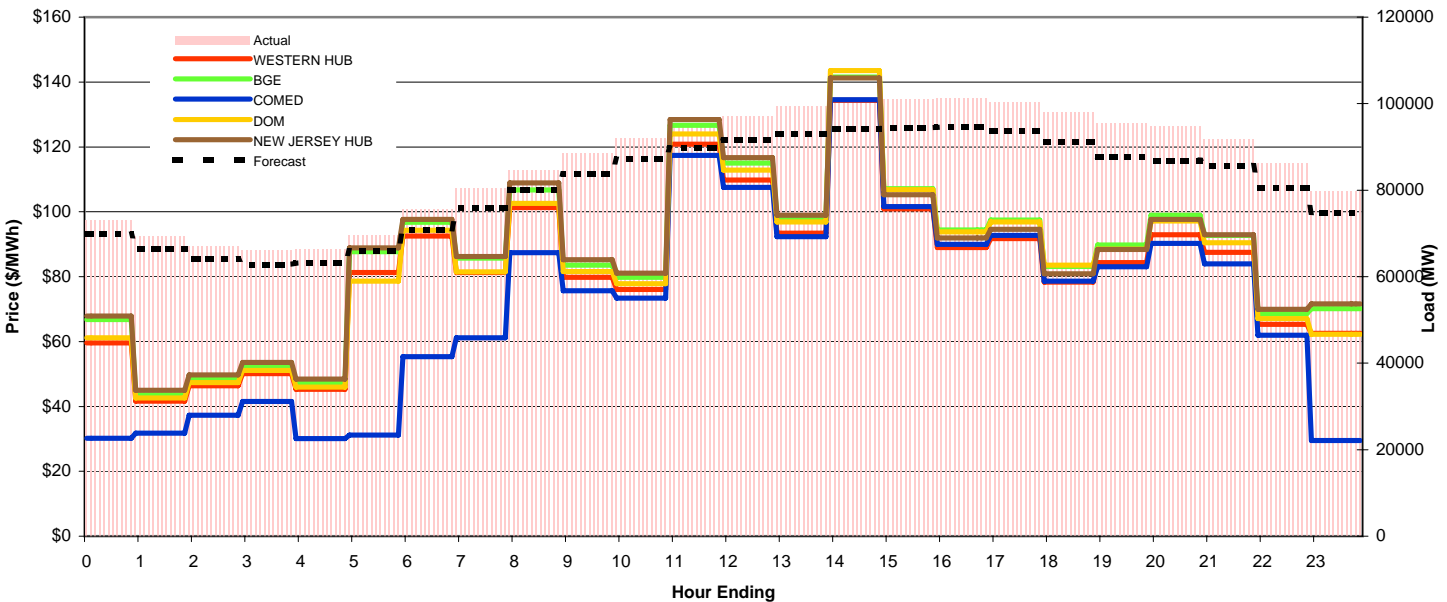
Day-Ahead Prices and Forecast Load

	HE1	HE2	HE3	HE4	HE5	HE6	HE7	HE8	HE9	HE10	HE11	HE12	HE13	HE14	HE15	HE16	HE17	HE18	HE19	HE20	HE21	HE22	HE23	HE24	avg all/peak
WESTERN HUB	50.81	46.17	39.36	36.39	38.89	49.15	59.67	60.00	62.00	67.00	74.00	76.00	80.06	83.00	83.46	85.25	86.52	86.00	74.75	72.54	76.57	70.27	57.00	55.37	65 / 75
BGE	56.915	51.58	42.725	39.45	42.036	54.381	67	68.531	69.495	73.72	82.334	84.87	87.972	92.669	93.303	94.889	98.131	96.194	83.753	81.518	88.343	76.411	64.81	64.142	73 / 84
COMED	34.184	29.722	24.572	22.701	23.966	28.153	33.814	36.745	45.155	59.93	67.758	74.286	77.148	82.851	83.518	84.414	87.622	84.53	71.189	65.829	66.68	64.266	43.401	35.843	55 / 68
DOM	56.23	51.534	42.048	38.968	41.18	53.5	66.81	66.54	65.988	70.634	80.544	82.204	84.531	89.174	90.069	91.602	94.528	92.535	81.874	80.336	86.319	73.966	63.982	63.95	71 / 81
NEW JERSEY HUB	55.09	50.10	42.53	39.19	41.92	52.92	63.85	66.03	69.81	74.76	79.77	84.11	87.95	91.81	91.42	91.86	95.92	92.99	80.37	77.03	83.42	75.61	61.69	60.00	71 / 82
DA Forecast	69.8	66.3	64.0	62.8	63.2	66.0	70.9	75.9	80.1	83.8	87.1	89.7	91.5	93.0	94.1	94.5	94.6	93.7	91.2	87.7	86.9	85.6	80.6	74.7	81 / 88



Preliminary Real-Time Prices with Forecasted and Actual System Load

	HE1	HE2	HE3	HE4	HE5	HE6	HE7	HE8	HE9	HE10	HE11	HE12	HE13	HE14	HE15	HE16	HE17	HE18	HE19	HE20	HE21	HE22	HE23	HE24	avg all/peak
WESTERN HUB	59.60	41.66	46.34	50.07	45.31	81.23	92.48	81.32	101.31	79.79	76.10	120.88	109.82	93.39	134.34	100.96	88.95	91.69	78.32	84.35	92.96	87.54	65.29	62.51	82 / 93
BGE	66.787	43.627	48.425	52.133	47.163	87.668	96.766	85.746	106.72	83.591	79.769	126.7	115.02	98.11	141.55	107.12	94.446	97.415	83.165	89.733	98.975	92.681	68.705	70.116	87 / 98
COMED	30.178	31.766	37.271	41.5	30.117	31.167	55.329	61.193	87.369	75.679	73.376	117.37	107.52	92.282	134.58	101.57	89.927	92.7	78.599	83.089	90.215	83.947	61.94	29.507	72 / 89
DOM	61.203	42.65	47.331	51.064	45.949	78.617	94.328	81.529	102.63	81.559	77.838	123.95	112.9	96.845	143.49	106.87	93.8	96.889	83.546	88.454	97.178	90.449	67.074	62.27	85 / 97
NEW JERSEY HUB	67.85	45.02	49.75	53.54	48.44	88.83	97.66	86.24	108.87	85.19	81.05	128.40	116.70	98.96	141.29	105.21	91.90	94.59	80.89	88.38	97.67	92.92	69.92	71.59	87 / 98
Percent Forecast	4.48	4.46	4.64	5.05	4.70	5.25	6.34	5.74	5.29	5.45	5.33	5.38	5.74	6.42	6.53	6.52	6.51	6.62	6.93	8.08	8.30	6.63	6.49	6.29	
RTLoad	73.073	69.362	67.134	66.142	66.335	69.645	75.68	80.511	84.61	88.598	92.029	94.829	97.072	99.378	100.64	101.04	101.13	100.39	97.939	95.394	94.751	91.72	86.18	79.738	



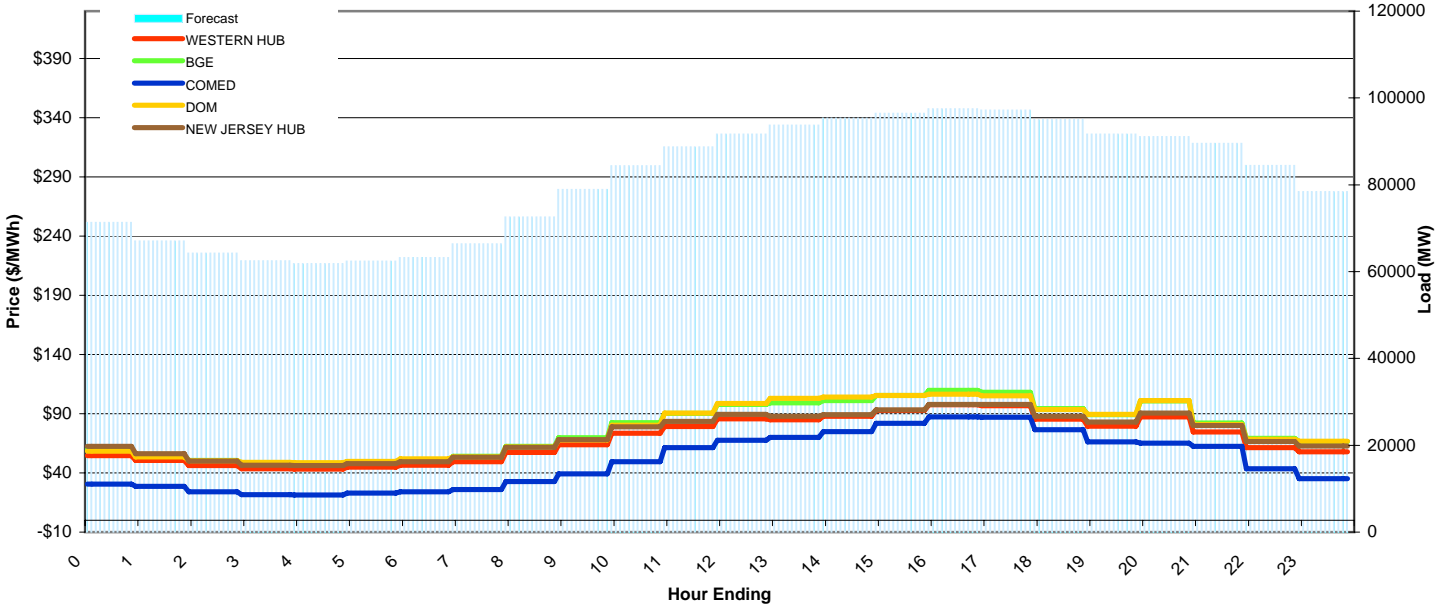
PJM Daily Report

Data for 30-Aug-2008

Price Color Codes: ≤0 ≥100 ≥200

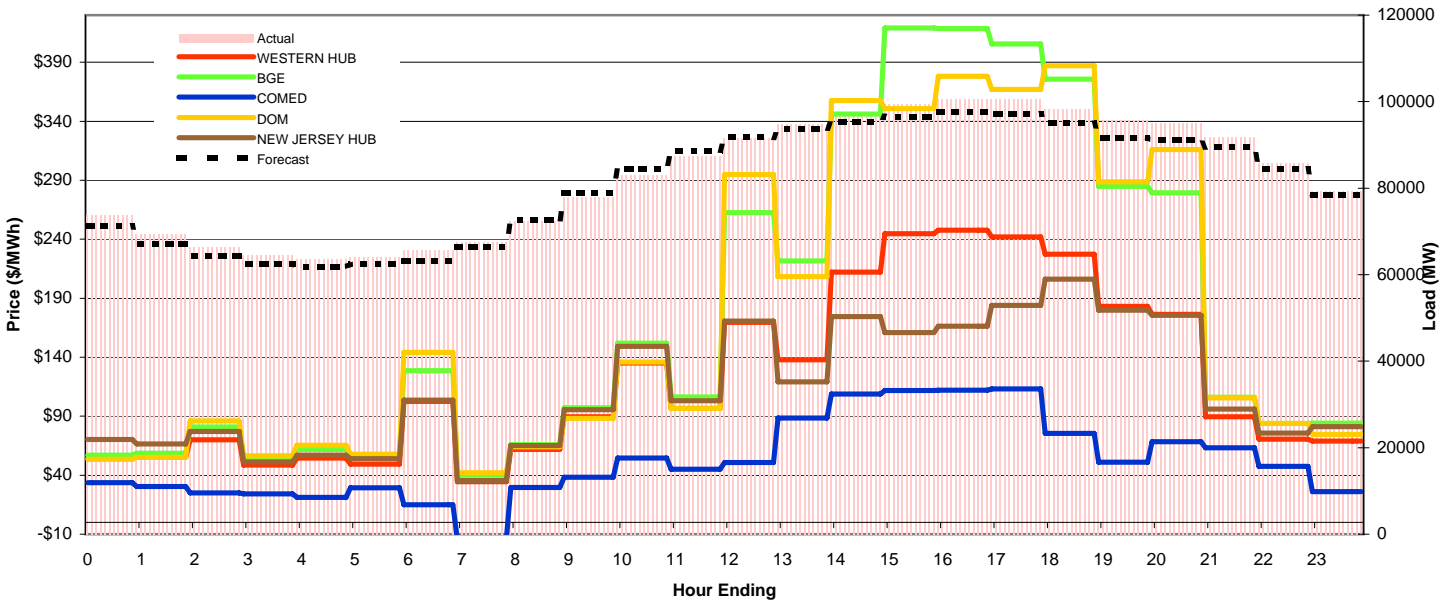
Day-Ahead Prices and Forecast Load

	HE1	HE2	HE3	HE4	HE5	HE6	HE7	HE8	HE9	HE10	HE11	HE12	HE13	HE14	HE15	HE16	HE17	HE18	HE19	HE20	HE21	HE22	HE23	HE24	avg all/peak
WESTERN HUB	54.55	50.56	46.31	43.38	43.14	44.76	46.40	49.49	57.17	63.70	73.54	79.16	85.64	84.96	87.78	92.58	97.52	96.63	85.27	79.54	87.28	74.65	61.23	57.72	68 / 79
BGE	59.625	54.938	50.62	48.001	47.793	49.07	51.158	54.013	62.396	69.675	82.559	90.347	97.703	99.22	101.13	105.37	109.6	108.19	94.381	89.319	100.88	82.294	69.281	66.558	77 / 89
COMED	30.662	28.52	24.09	21.546	21.285	22.961	23.923	25.957	32.571	39.124	49.412	61.316	67.505	69.971	74.752	81.86	87.298	87.077	76.426	66.265	65.242	62.424	43.616	35.013	50 / 62
DOM	58.464	53.596	50.399	48.96	48.762	49.677	51.937	53.413	61.853	67.951	80.17	90.588	98.575	102.85	104.13	105.44	106.48	105.18	93.447	89.392	101.03	80.741	68.491	66.796	77 / 88
NEW JERSEY HUB	62.30	56.27	50.11	46.57	46.23	47.79	49.45	53.13	61.66	68.22	78.96	83.38	89.51	87.72	89.14	93.29	97.94	97.89	87.73	82.95	90.66	79.91	66.48	62.70	72 / 82
DA Forecast	71.3	67.1	64.3	62.5	61.9	62.4	63.3	66.4	72.6	79.0	84.4	88.7	91.7	93.7	95.4	96.5	97.5	97.2	95.0	91.7	91.1	89.6	84.5	78.4	81 / 88



Preliminary Real-Time Prices with Forecasted and Actual System Load

	HE1	HE2	HE3	HE4	HE5	HE6	HE7	HE8	HE9	HE10	HE11	HE12	HE13	HE14	HE15	HE16	HE17	HE18	HE19	HE20	HE21	HE22	HE23	HE24	avg all/peak
WESTERN HUB	54.88	55.32	70.03	48.47	54.50	49.54	102.57	34.44	61.89	89.52	135.03	96.55	169.63	137.92	212.06	244.81	247.60	241.89	227.26	183.05	176.40	89.66	70.61	69.04	122 / 151
BGE	57.068	58.747	81.01	54.046	61.819	54.96	128.7	40.222	65.828	97.047	151.87	106.41	262.72	221.77	346.11	419.16	418.62	405.6	375.73	284.85	279.54	106.07	83.827	84.084	177 / 229
COMED	33.568	30.387	25.014	24.092	21.25	29.33	14.852	-14.34	29.606	38.205	54.507	45.184	50.858	88.569	108.71	111.71	112.04	113.19	75.556	51.073	68.281	63.161	47.429	26.171	52 / 65
DOM	53.479	54.97	86.01	56.396	65.487	57.938	144.13	42.165	63.99	88.123	136.02	96.665	294.89	208.42	357.63	350.76	378.26	367.02	387.04	288.66	316.02	105.49	83.989	74.581	173 / 223
NEW JERSEY HUB	70.18	66.37	77.12	51.20	56.88	54.03	103.76	35.63	65.13	95.49	149.37	103.17	170.59	119.03	174.60	160.81	166.40	183.90	206.15	179.87	175.57	95.95	75.64	81.08	113 / 135
Percent Forecast	3.24	3.25	3.26	3.11	2.96	2.62	3.84	1.75	-0.26	-1.27	-1.72	-1.44	-0.22	1.09	1.96	2.99	3.12	3.29	3.31	4.24	4.17	2.45	1.68	1.20	
RTLoad	73.715	69.365	66.465	64.518	63.736	64.093	65.777	67.583	72.384	77.97	82.961	87.46	91.517	94.763	97.283	99.496	100.68	100.53	98.281	95.753	95.036	91.8	85.9	79.352	



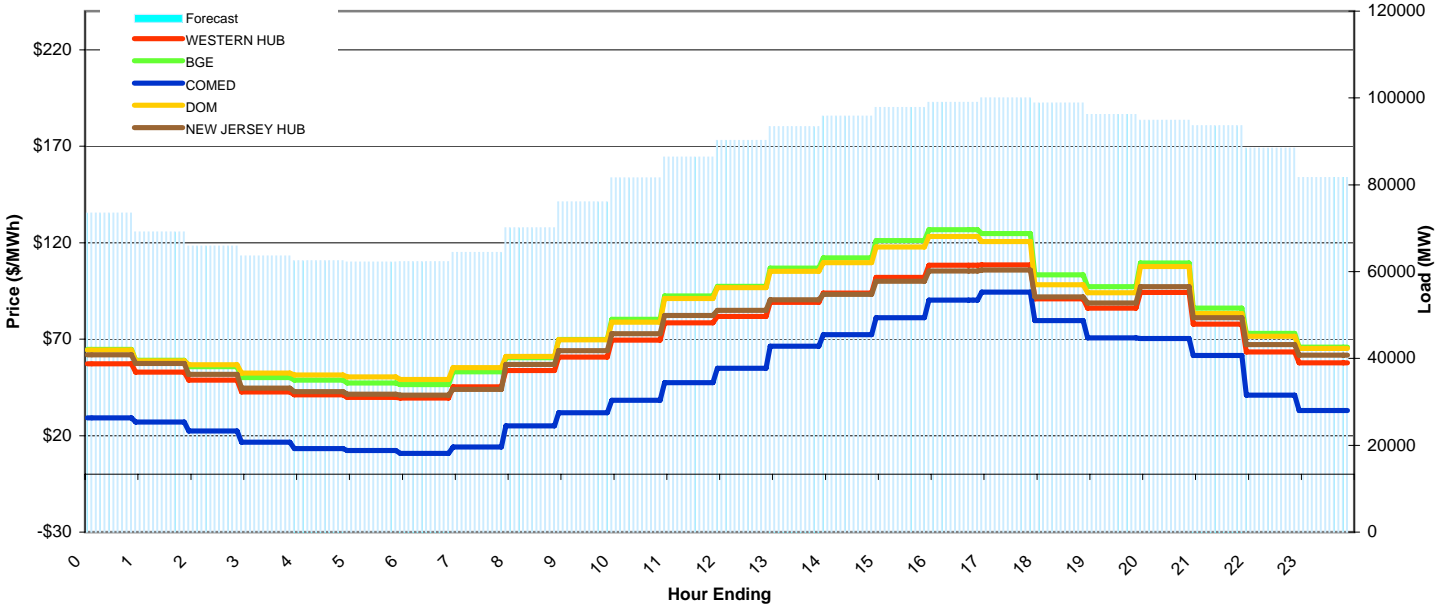
PJM Daily Report

Data for 31-Aug-2008

Price Color Codes: ≤0 ≥100 ≥200

Day-Ahead Prices and Forecast Load

	HE1	HE2	HE3	HE4	HE5	HE6	HE7	HE8	HE9	HE10	HE11	HE12	HE13	HE14	HE15	HE16	HE17	HE18	HE19	HE20	HE21	HE22	HE23	HE24	avg all/peak
WESTERN HUB	57.24	52.95	48.85	42.60	41.07	39.79	39.54	45.33	53.71	60.76	69.45	78.53	81.76	89.08	93.93	101.98	108.40	108.43	90.90	86.01	94.20	77.86	63.35	57.66	70 / 81
BGE	64.676	59.119	55.744	50.171	48.71	47.359	46.493	53.079	60.43	69.807	80.27	92.444	97.33	106.75	112.18	121.07	126.69	124.81	103.4	97.144	109.48	86.1	73.015	65.794	81 / 95
COMED	29.232	27.117	22.419	16.638	13.294	12.251	10.832	14.069	25.119	31.841	38.289	47.378	54.871	66.324	72.386	81.1	90.274	94.442	79.622	70.647	70.293	61.546	40.967	33.055	46 / 59
DOM	64.417	58.785	56.742	52.434	51.416	50.367	49.165	55.21	61.086	69.638	78.784	91.003	96.639	105.11	109.7	117.74	123.18	120.62	98.228	93.975	107.69	83.242	71.427	65.2	80 / 93
NEW JERSEY HUB	61.90	57.42	51.77	44.67	42.85	41.47	41.06	43.95	56.91	64.01	72.88	82.28	84.97	90.41	93.17	100.00	105.30	105.83	91.86	88.80	97.28	81.07	67.23	61.73	72 / 83
DA Forecast	73.5	69.2	65.9	63.6	62.5	62.2	62.3	64.4	70.1	76.1	81.6	86.4	90.2	93.4	95.8	97.8	99.0	100.0	98.9	96.2	94.8	93.6	88.5	81.7	82 / 89



Preliminary Real-Time Prices with Forecasted and Actual System Load

	HE1	HE2	HE3	HE4	HE5	HE6	HE7	HE8	HE9	HE10	HE11	HE12	HE13	HE14	HE15	HE16	HE17	HE18	HE19	HE20	HE21	HE22	HE23	HE24	avg all/peak
WESTERN HUB	85.75	84.34	76.09	47.25	31.04	17.53	33.64	44.39	55.52	72.27	59.34	85.12	88.52	98.88	113.62	132.37	127.42	125.78	95.72	49.89	52.57	50.24	50.79	36.74	71 / 81
BGE	116.46	106.56	94.467	57.942	42.68	20.309	40.005	65.878	63.249	84.821	68.613	112.42	117.67	156.01	198.7	227.69	199.81	200.2	136.18	56.03	56.068	53.356	57.117	39.864	99 / 116
COMED	27.472	29.374	26.882	16.278	-5.222	8.3198	13.889	-25.15	26.125	28.545	33.191	36.58	44.119	82.674	82.287	94.362	105.64	71.133	67.648	38.682	50.858	48.463	31.82	30.118	40 / 51
DOM	115.15	117.47	105.6	60.127	48.992	19.39	43.827	82.444	66.389	89.15	64.249	101.36	99.087	122.03	168.46	195.05	166.7	174.73	116.02	53.09	54.517	51.933	52.75	39.49	92 / 104
NEW JERSEY HUB	97.23	87.39	77.99	50.96	31.52	19.53	34.37	41.56	57.38	74.02	63.96	100.52	93.91	86.35	65.60	74.14	105.43	94.41	81.87	54.14	55.15	52.91	56.79	39.18	67 / 72
Percent Forecast	-0.10	-0.52	-0.45	-0.44	-1.06	-1.30	-1.11	-2.63	-3.68	-3.44	-3.47	-3.59	-3.73	-3.91	-3.81	-3.62	-3.20	-4.00	-5.29	-7.21	-7.23	-10.27	-11.26	-10.71	
RTLoad	73.421	68.812	65.599	63.333	61.846	61.408	61.604	62.777	67.64	73.552	78.893	83.414	86.999	89.907	92.32	94.426	95.963	96.199	93.893	89.714	88.436	84.881	79.514	73.783	

