

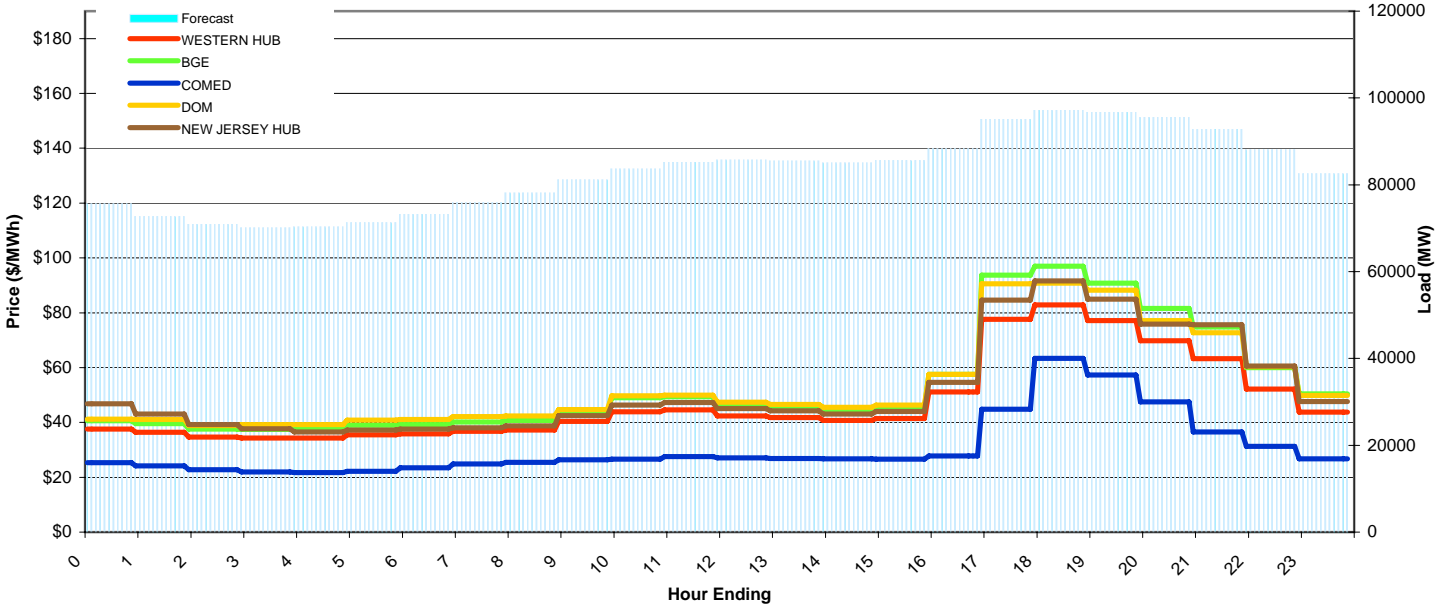
PJM Daily Report

Data for 01-Jan-2008

Price Color Codes: ≤0 ≥100 ≥200

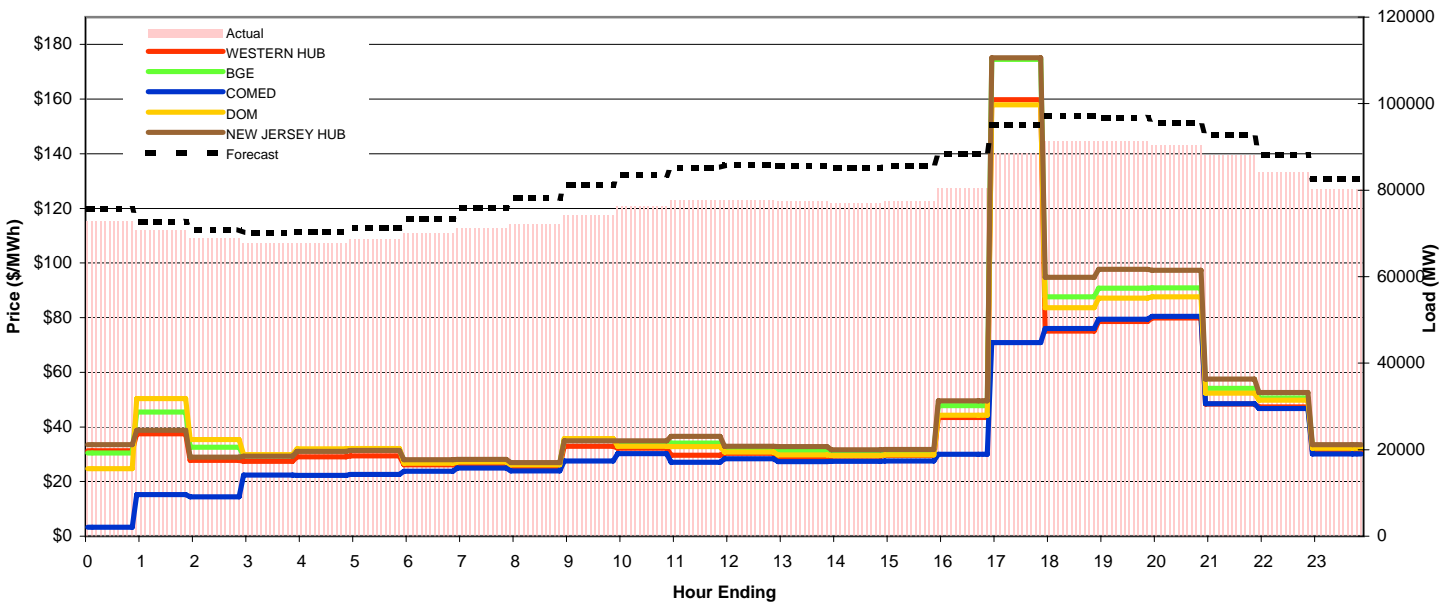
Day-Ahead Prices and Forecast Load

	HE1	HE2	HE3	HE4	HE5	HE6	HE7	HE8	HE9	HE10	HE11	HE12	HE13	HE14	HE15	HE16	HE17	HE18	HE19	HE20	HE21	HE22	HE23	HE24
WESTERN HUB	37.56	36.47	34.68	34.36	34.28	35.51	35.85	36.73	37.22	40.41	43.94	44.57	42.38	41.79	40.73	41.49	51.15	77.63	82.88	77.09	69.76	63.22	52.21	43.78
BGE	40.642	39.543	37.575	37.5	37.526	38.998	39.194	40.155	40.69	44.005	49.028	49.343	46.372	45.588	44.366	45.371	57.591	93.7	97.01	90.835	81.53	74.755	59.964	50.467
COMED	25.284	24.12	22.81	21.931	21.679	22.191	23.473	24.888	25.5	26.331	26.648	27.566	27.039	26.9	26.704	26.621	27.731	44.799	63.393	57.258	47.53	36.491	31.329	26.753
DOM	41.205	41.065	38.912	39.201	39.206	40.866	41.048	42.074	42.315	44.679	49.67	50.009	47.334	46.623	45.527	46.286	57.554	90.592	90.826	88.231	77.167	72.744	60.392	49.838
NEW JERSEY HUB	46.82	43.12	39.17	37.70	36.55	37.27	37.55	38.02	38.79	42.53	46.35	47.26	45.02	44.28	43.03	44.05	54.66	84.60	91.56	84.99	75.86	75.62	60.60	47.67
DA Forecast	75.7	72.6	70.9	70.1	70.3	71.3	73.3	76.0	78.1	81.1	83.6	85.2	85.7	85.5	85.1	85.6	88.3	95.1	97.1	96.7	95.5	92.7	88.1	82.5



Preliminary Real-Time Prices with Forecasted and Actual System Load

	HE1	HE2	HE3	HE4	HE5	HE6	HE7	HE8	HE9	HE10	HE11	HE12	HE13	HE14	HE15	HE16	HE17	HE18	HE19	HE20	HE21	HE22	HE23	HE24
WESTERN HUB	31.24	37.43	27.74	27.36	29.08	29.43	26.14	26.52	25.43	32.90	32.26	29.60	30.34	28.79	29.27	29.49	43.44	159.76	75.12	78.58	79.90	48.34	47.36	31.20
BGE	30.5	45.465	32.541	29.45	31.511	31.813	27.239	27.6	26.498	35.36	33.607	34.069	31.541	30.995	30.473	30.719	47.795	174.5	87.59	90.833	90.858	54.066	50.611	32.585
COMED	3.2703	15.276	14.43	22.372	22.285	22.632	23.758	24.995	23.868	27.524	30.181	27.071	28.374	27.25	27.397	27.559	30.005	70.907	76.049	79.424	80.499	48.453	46.716	30.122
DOM	24.689	50.329	35.345	29.852	31.932	32.135	26.704	27.219	26.133	35.673	32.968	32.798	30.85	29.805	29.533	29.731	44.29	157.95	83.685	87.193	87.616	52.405	49.79	32.21
NEW JERSEY HUB	33.53	38.77	28.95	29.32	31.02	31.39	27.95	28.16	26.99	34.92	34.90	36.54	32.91	32.85	31.65	31.78	49.60	175.07	94.73	97.73	97.39	57.53	52.65	33.51
Percent Forecast	-3.78	-2.66	-3.01	-3.53	-3.84	-3.86	-4.45	-6.74	-8.20	-9.39	-9.64	-9.85	-10.22	-10.27	-10.55	-10.34	-9.85	-7.49	-6.40	-5.96	-5.63	-5.25	-4.67	-2.99
RTLoad	72.907	70.761	68.806	67.731	67.689	68.633	70.154	71.176	72.195	74.185	76.28	77.58	77.791	77.532	76.966	77.559	80.418	88.516	91.282	91.239	90.436	88.087	84.153	80.149



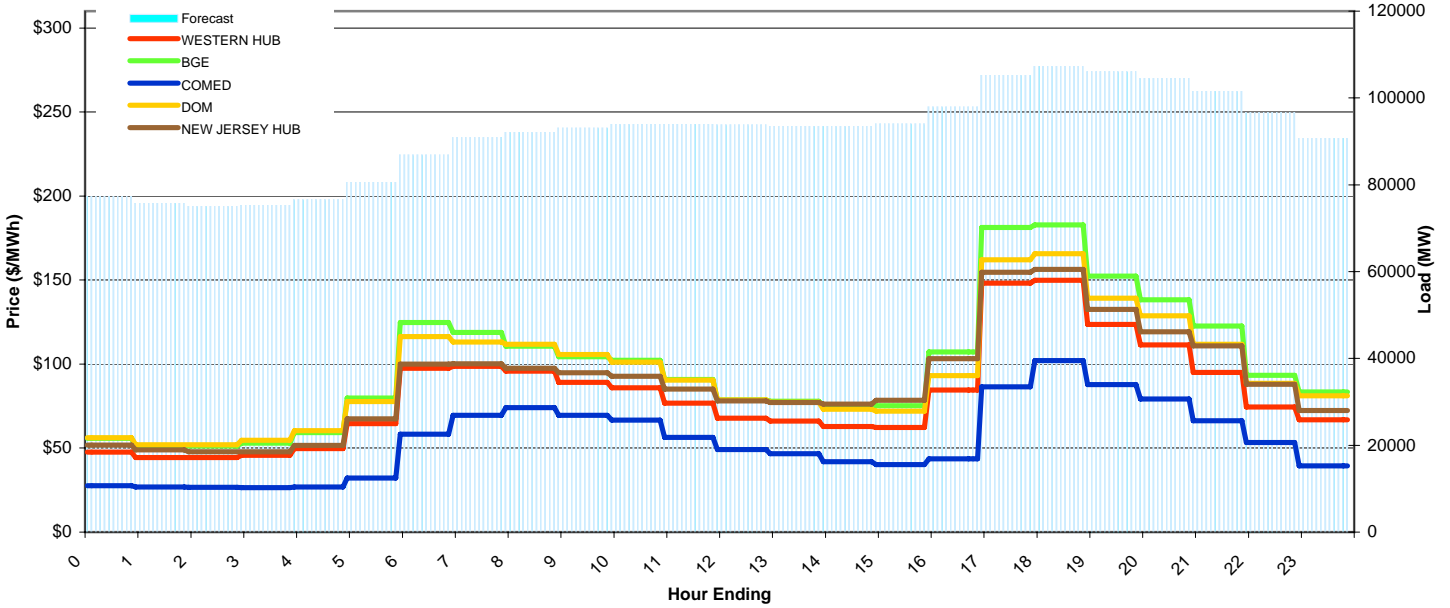
PJM Daily Report

Data for 02-Jan-2008

Price Color Codes: ≤0 ≥100 ≥200

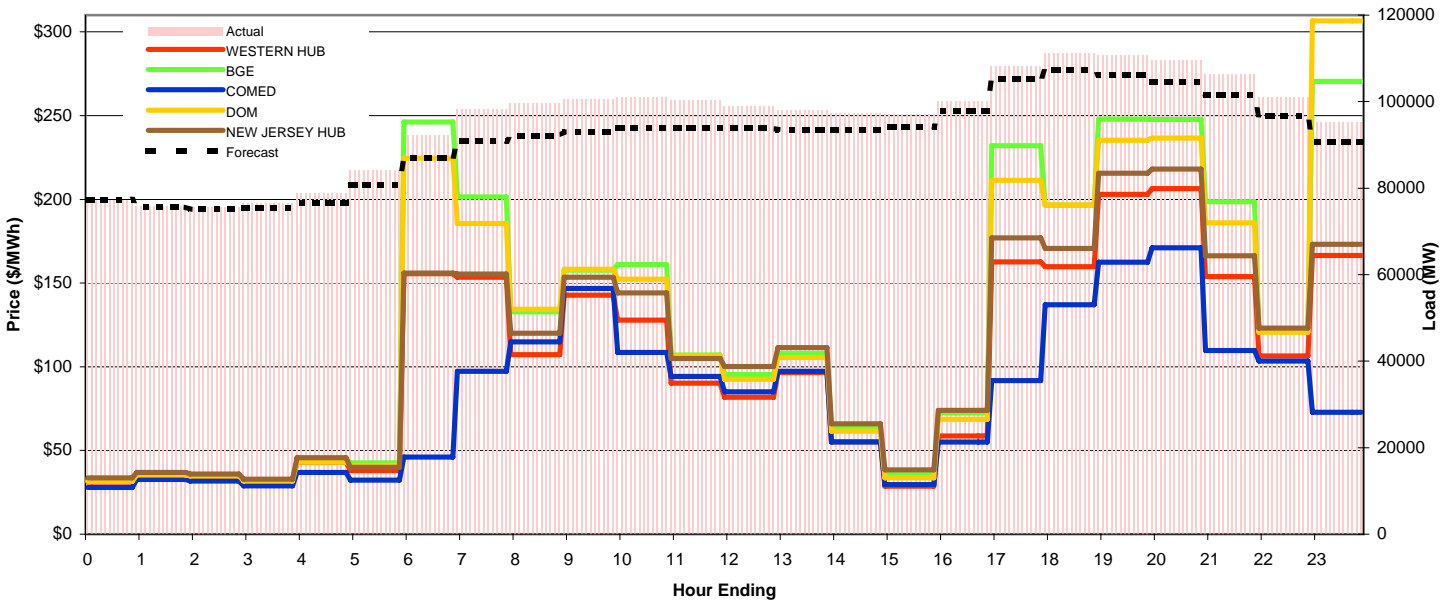
Day-Ahead Prices and Forecast Load

	HE1	HE2	HE3	HE4	HE5	HE6	HE7	HE8	HE9	HE10	HE11	HE12	HE13	HE14	HE15	HE16	HE17	HE18	HE19	HE20	HE21	HE22	HE23	HE24
WESTERN HUB	47.51	44.33	44.43	45.64	49.68	64.62	97.53	98.58	95.78	89.07	85.93	76.73	67.74	66.06	62.78	62.32	84.53	148.19	149.90	123.63	111.36	95.04	74.44	66.81
BGE	55.834	51.146	51.192	53.009	59.158	79.802	124.71	118.81	110.61	104.36	102.18	90.844	78.644	77.907	75	75.246	107.24	181.33	182.81	152.4	138.24	122.64	93.35	83.435
COMED	27.698	26.892	26.749	26.458	26.846	32.149	58.327	69.434	74.046	69.454	66.585	56.445	49.125	46.637	41.972	40.167	43.569	86.42	102.02	87.874	79.161	66.208	53.332	39.474
DOM	56.21	51.994	52.062	54.724	60.343	77.615	116.27	113.14	111.72	105.69	101.1	90.356	78.548	77.242	73.156	72.037	93.149	161.99	165.76	139.28	128.69	111.8	88.615	81.092
NEW JERSEY HUB	51.81	48.85	47.76	47.79	51.60	67.39	100.03	100.12	97.55	94.83	92.74	85.07	78.03	77.02	76.18	78.41	103.29	154.53	156.24	132.47	119.13	110.76	87.92	72.42
DA Forecast	77.3	75.7	75.1	75.3	76.6	80.6	86.9	90.9	92.1	93.1	94.0	93.9	93.9	93.5	93.5	94.1	98.0	105.3	107.3	106.1	104.6	101.6	96.6	90.7



Preliminary Real-Time Prices with Forecasted and Actual System Load

	HE1	HE2	HE3	HE4	HE5	HE6	HE7	HE8	HE9	HE10	HE11	HE12	HE13	HE14	HE15	HE16	HE17	HE18	HE19	HE20	HE21	HE22	HE23	HE24
WESTERN HUB	31.24	34.43	33.61	30.77	42.98	37.98	155.51	153.53	107.23	142.69	127.83	90.20	81.81	96.48	55.14	28.68	58.76	162.72	159.80	202.91	206.50	153.76	106.48	166.41
BGE	32.434	35.827	34.963	32.093	44.466	42.643	246.19	201.42	132.85	157.77	161.09	107.04	95.348	107.95	63.519	35.491	72.435	232	196.51	247.82	247.69	198.62	122.1	270.47
COMED	27.815	32.656	31.784	28.946	36.793	32.331	46.025	97.205	114.84	146.7	108.48	94.179	85.101	97.312	55.036	29.641	55.016	91.768	137.01	162.49	171.08	109.71	103.39	72.876
DOM	31.514	35.45	34.749	31.788	43.095	41.186	224.55	185.55	134.42	158.33	152.38	106.71	92.418	105.49	61.616	33.653	68.588	211.3	196.6	235.27	236.66	185.97	120.62	306.56
NEW JERSEY HUB	33.69	36.95	35.97	32.88	45.70	39.93	155.88	155.29	119.94	153.48	144.15	104.91	100.09	111.44	66.02	38.33	73.97	177.02	170.77	215.67	218.10	166.27	123.08	173.17
Percent Forecast	-0.27	0.15	0.83	1.45	2.79	4.23	5.67	7.45	7.56	7.51	6.91	6.34	5.16	4.65	3.91	3.16	2.05	2.65	3.56	4.30	4.48	4.52	4.40	4.75
RTLoad	77.122	75.83	75.691	76.425	78.796	84.186	92.154	98.226	99.678	100.64	100.93	100.23	98.976	98.1	97.269	97.155	100.01	108.13	111.21	110.84	109.49	106.4	101.05	95.213



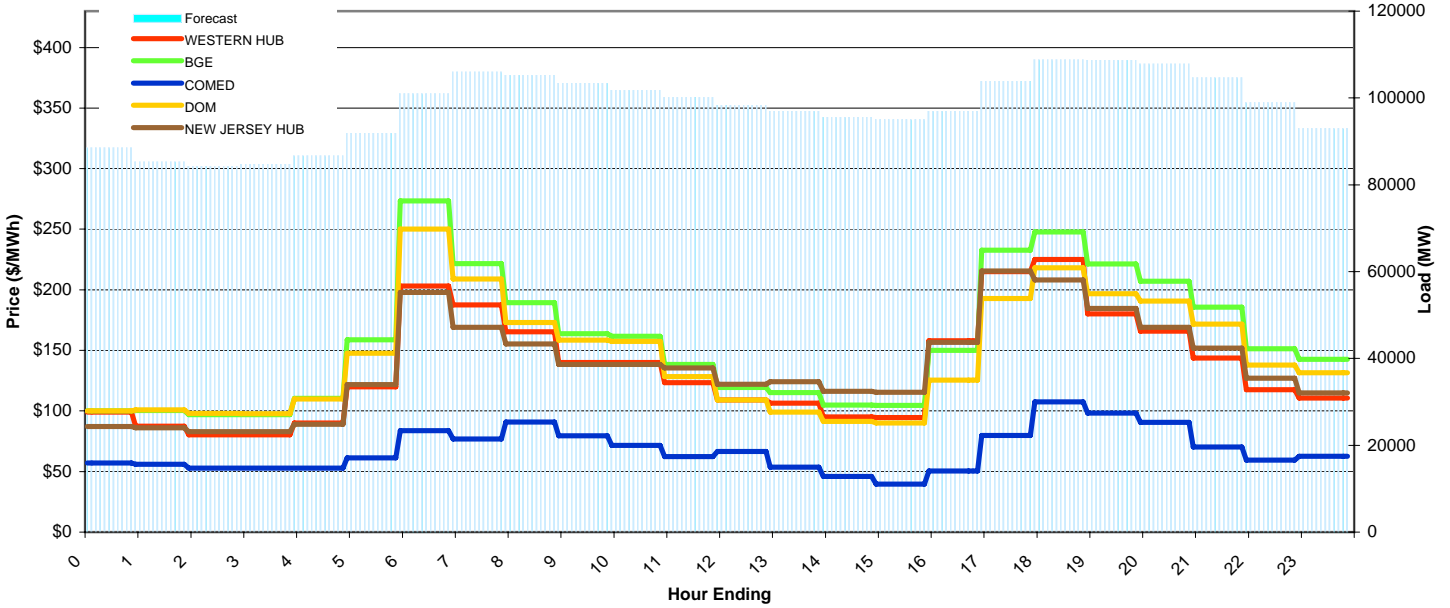
PJM Daily Report

Data for 03-Jan-2008

Price Color Codes: ≤0 ≥100 ≥200

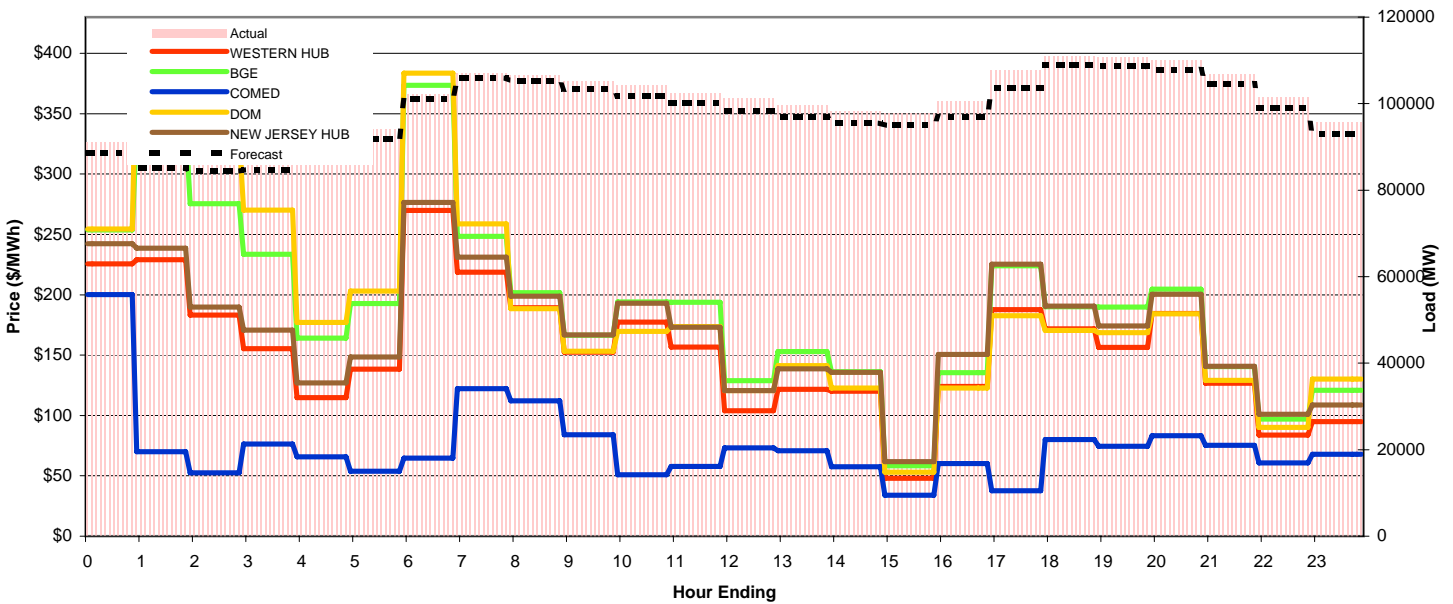
Day-Ahead Prices and Forecast Load

	HE1	HE2	HE3	HE4	HE5	HE6	HE7	HE8	HE9	HE10	HE11	HE12	HE13	HE14	HE15	HE16	HE17	HE18	HE19	HE20	HE21	HE22	HE23	HE24
WESTERN HUB	99.04	87.44	80.17	80.19	90.00	120.00	203.16	187.50	165.27	140.00	139.86	123.41	108.96	106.54	95.15	94.56	158.00	215.00	225.00	180.20	165.77	143.82	117.55	110.75
BGE	100.02	100.47	97	96.907	110.31	158.8	273.33	221.71	189.27	163.77	161.61	138.28	119.32	115.15	104.84	104.72	150.08	232.6	247.8	221.28	207.13	185.8	151.26	142.58
COMED	57.183	55.934	52.864	52.854	52.857	61.375	83.656	76.781	90.812	79.46	71.657	62.254	66.592	53.609	45.868	39.745	50.354	79.809	107.6	98.344	90.582	70.148	59.494	62.54
DOM	100	101.02	97.95	97.62	109.86	147.64	250.12	208.85	173.02	158.41	157.38	128.31	109.05	99.056	91.371	89.967	125.54	192.81	218.15	196.75	190.58	171.73	137.92	131.58
NEW JERSEY HUB	87.21	86.10	82.99	83.04	89.13	121.71	197.95	168.95	155.33	138.36	138.31	135.45	122.09	124.14	116.17	115.41	156.60	215.44	208.25	184.68	169.09	151.83	127.09	114.92
DA Forecast	88.5	85.2	84.3	84.7	86.7	91.9	101.0	106.0	105.2	103.4	101.7	100.1	98.3	96.9	95.5	95.0	96.9	103.8	108.8	108.6	107.9	104.6	98.9	93.0



Preliminary Real-Time Prices with Forecasted and Actual System Load

	HE1	HE2	HE3	HE4	HE5	HE6	HE7	HE8	HE9	HE10	HE11	HE12	HE13	HE14	HE15	HE16	HE17	HE18	HE19	HE20	HE21	HE22	HE23	HE24
WESTERN HUB	225.69	229.18	183.19	155.24	114.74	138.41	269.83	218.75	189.20	152.53	177.38	156.71	104.01	121.73	120.02	48.08	123.94	187.73	171.83	156.38	184.53	126.77	83.74	94.81
BGE	253.66	340.8	275.48	233.47	164.14	192.79	373.41	248.36	201.7	166.61	194.15	193.71	128.91	152.91	136.22	58.238	135.43	224.04	190.15	189.78	204.74	140.58	96.922	120.88
COMED	200.2	69.984	52.522	76.285	65.683	53.84	64.717	122.16	112.15	83.912	50.92	57.714	73.299	70.733	57.567	33.863	60.142	37.662	80.139	74.623	83.303	75.368	60.655	67.985
DOM	254.56	418.09	333.72	270.06	177.04	203.2	383.5	258.65	188.48	153.17	169.79	173.59	120.66	141.18	122.79	52.931	122.64	182.76	170.57	168.48	184.26	129.03	90.125	130.08
NEW JERSEY HUB	242.32	238.54	189.71	170.81	126.89	148.34	276.48	231.20	198.70	166.74	193.03	173.17	120.74	138.72	135.62	61.77	150.67	225.35	190.72	174.16	200.46	140.80	101.07	108.60
Percent Forecast	2.79	4.40	4.54	4.05	3.55	2.41	1.22	0.94	1.28	1.82	2.42	2.31	2.83	2.87	2.86	3.57	3.77	3.77	1.95	2.01	1.97	2.01	2.57	2.91
RTLoad	91.027	89.167	88.343	88.251	89.864	94.189	102.26	106.97	106.57	105.29	104.23	102.46	101.15	99.759	98.329	97.661	100.51	107.82	110.96	110.84	110.03	106.78	101.52	95.765



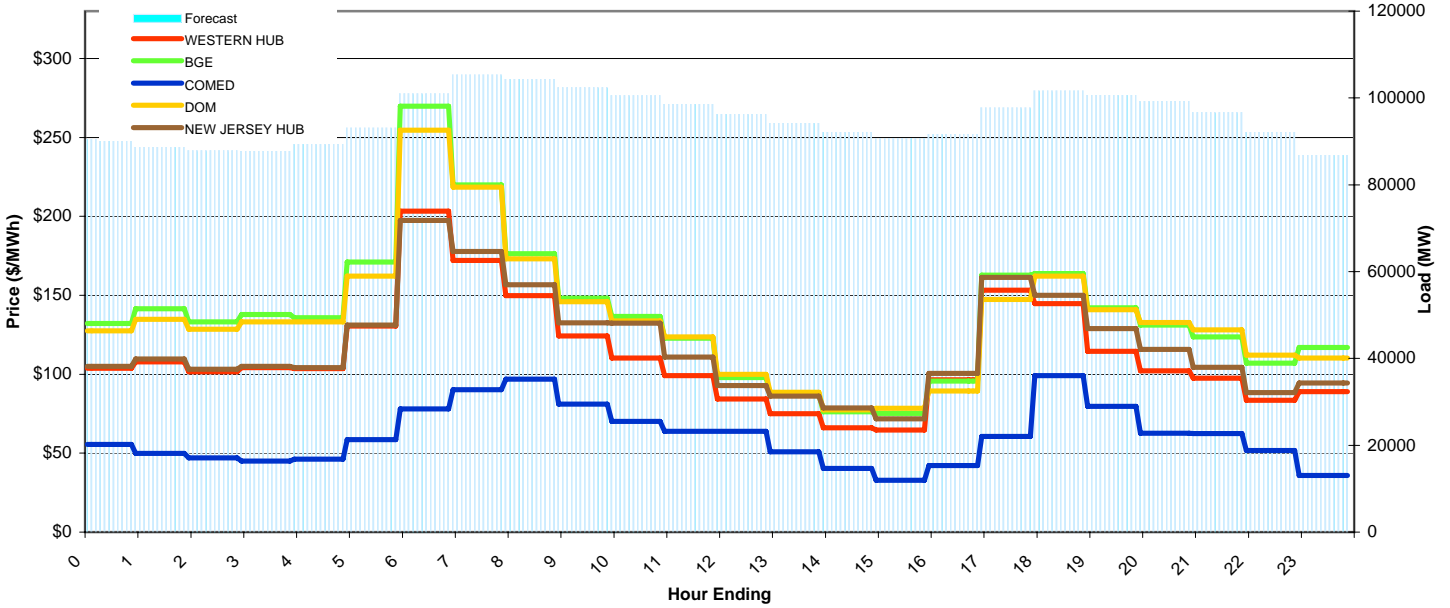
PJM Daily Report

Data for 04-Jan-2008

Price Color Codes: ≤0 ≥100 ≥200

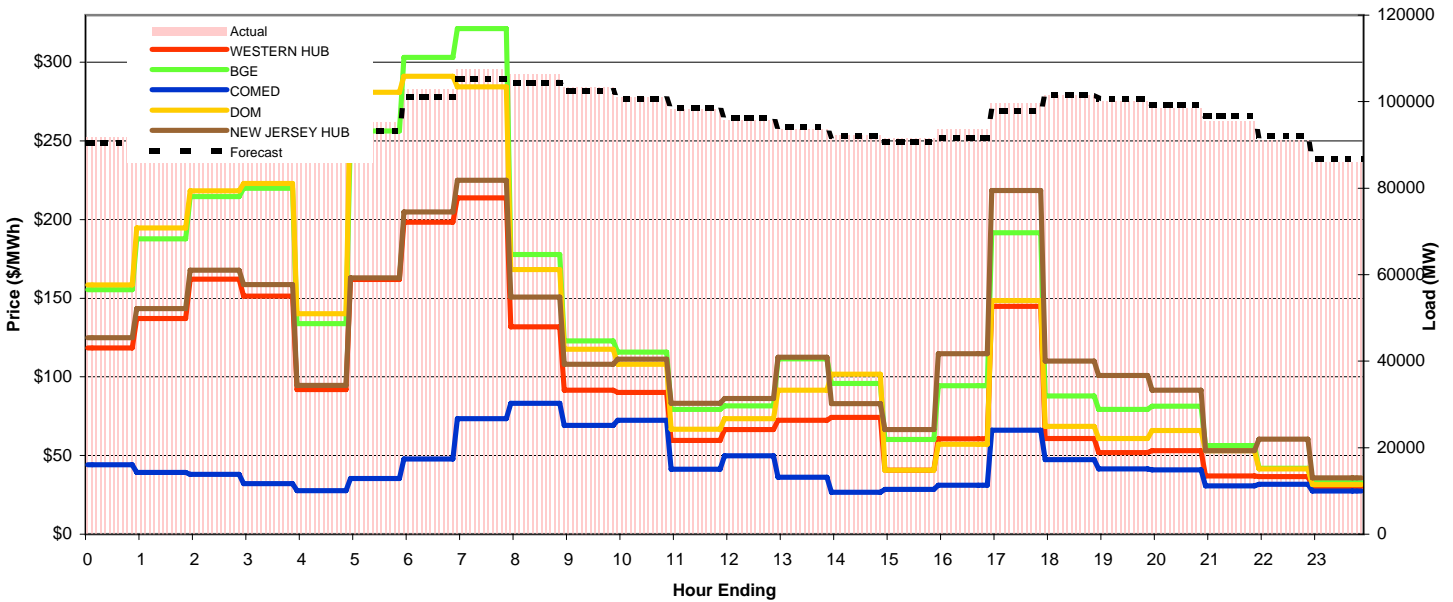
Day-Ahead Prices and Forecast Load

	HE1	HE2	HE3	HE4	HE5	HE6	HE7	HE8	HE9	HE10	HE11	HE12	HE13	HE14	HE15	HE16	HE17	HE18	HE19	HE20	HE21	HE22	HE23	HE24
WESTERN HUB	103.83	107.80	101.63	104.10	103.56	130.58	203.31	172.07	149.73	124.25	110.21	99.06	84.33	74.99	66.03	64.71	96.57	153.26	144.67	114.53	102.20	97.44	83.59	88.91
BGE	132.15	141.53	133.24	137.86	135.78	171.17	269.76	219.86	176.38	148.17	136.66	122.92	97.924	87.312	76.13	75.233	95.678	162.76	163.72	142.1	131.19	123.69	107.08	116.88
COMED	55.446	49.885	47.118	44.9	46.178	58.523	77.961	90.163	96.917	81.094	70.072	63.907	63.825	50.943	40.245	32.931	42.203	60.536	99.068	79.742	62.616	62.383	51.607	35.899
DOM	127.44	134.73	128.58	133.21	133.11	162.22	254.59	218.41	173.09	145.96	133.86	123.58	99.925	88.634	77.371	78.462	89.384	147.39	162.17	140.94	132.85	128.02	112.17	110.17
NEW JERSEY HUB	104.99	109.66	103.22	105.01	104.20	131.07	197.39	177.74	156.67	132.47	132.28	110.80	92.88	86.09	78.63	71.74	100.49	161.45	149.96	128.86	115.68	104.34	88.42	94.48
DA Forecast	90.4	88.6	87.9	87.8	89.3	93.1	101.0	105.3	104.3	102.4	100.6	98.5	96.2	94.2	92.1	90.7	91.7	97.7	101.6	100.7	99.2	96.6	92.1	86.8



Preliminary Real-Time Prices with Forecasted and Actual System Load

	HE1	HE2	HE3	HE4	HE5	HE6	HE7	HE8	HE9	HE10	HE11	HE12	HE13	HE14	HE15	HE16	HE17	HE18	HE19	HE20	HE21	HE22	HE23	HE24
WESTERN HUB	118.33	137.04	162.09	151.32	92.01	161.85	198.43	213.82	131.83	91.49	90.18	59.71	66.44	72.51	74.27	40.60	60.62	144.87	60.82	51.90	53.16	37.10	36.61	30.38
BGE	155.49	187.87	214.64	220.02	133.92	256.41	303.21	321.37	177.73	122.83	115.71	79.327	81.615	111.48	95.809	60.319	94.418	191.71	87.924	79.254	81.469	56.408	41.92	32.686
COMED	44.14	39.308	38.043	32.167	27.625	35.485	47.79	73.354	83.299	69.111	72.446	41.33	49.764	36.214	26.606	28.459	31.182	66.063	47.373	41.542	40.933	30.814	31.715	27.554
DOM	158.58	194.73	218.21	222.95	140.25	281.06	291.08	284.36	168.26	117.5	108.1	66.754	73.519	91.462	101.64	40.612	57.11	148.61	68.533	60.888	65.975	53.041	41.477	31.519
NEW JERSEY HUB	124.88	143.53	167.88	158.77	94.58	162.97	204.94	224.95	150.82	107.98	111.33	83.21	86.24	112.44	83.00	66.63	114.78	218.48	110.06	100.97	91.46	53.03	60.33	35.77
Percent Forecast	1.40	1.02	0.95	1.31	1.42	2.28	1.85	2.02	1.83	1.01	0.43	-0.27	-0.62	-0.52	-0.02	0.91	1.93	1.78	-0.29	-0.59	-0.79	-1.28	-1.08	-1.02
RTLoad	91.691	89.504	88.738	88.93	90.607	95.284	102.88	107.51	106.27	103.42	101	98.263	95.59	93.698	92.116	91.493	93.494	99.486	101.33	100.13	98.426	95.404	91.155	85.924



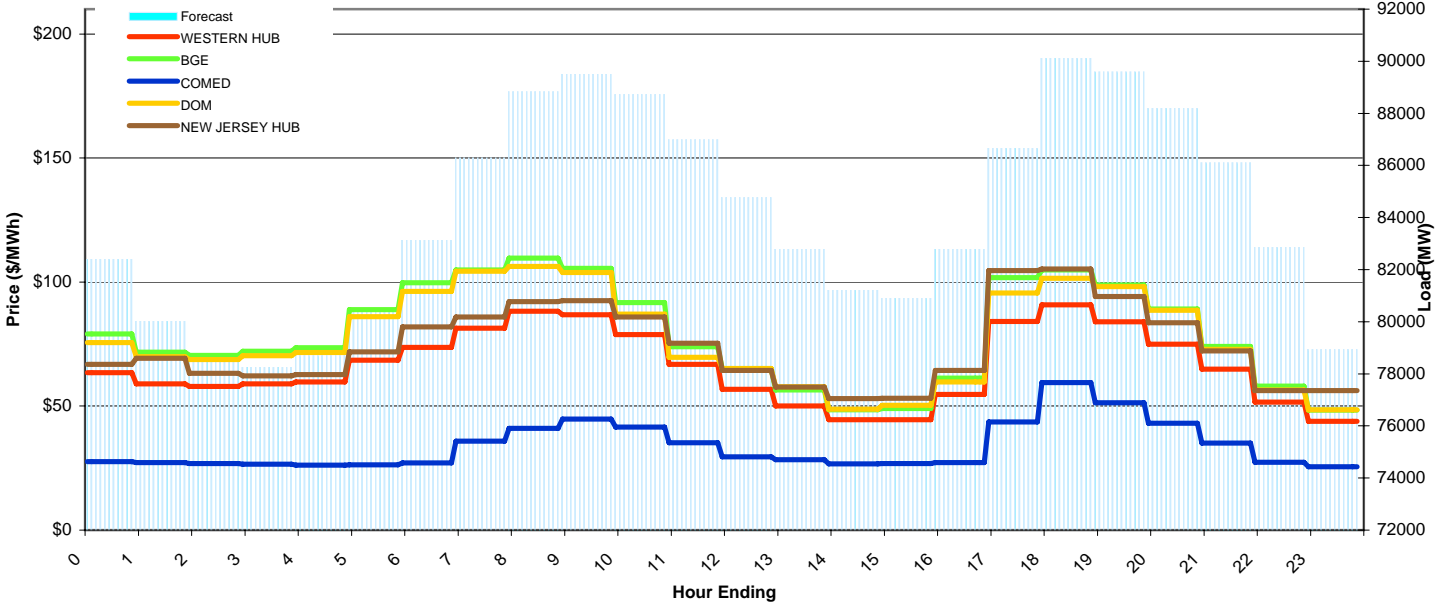
PJM Daily Report

Data for 05-Jan-2008

Price Color Codes: ≤0 ≥100 ≥200

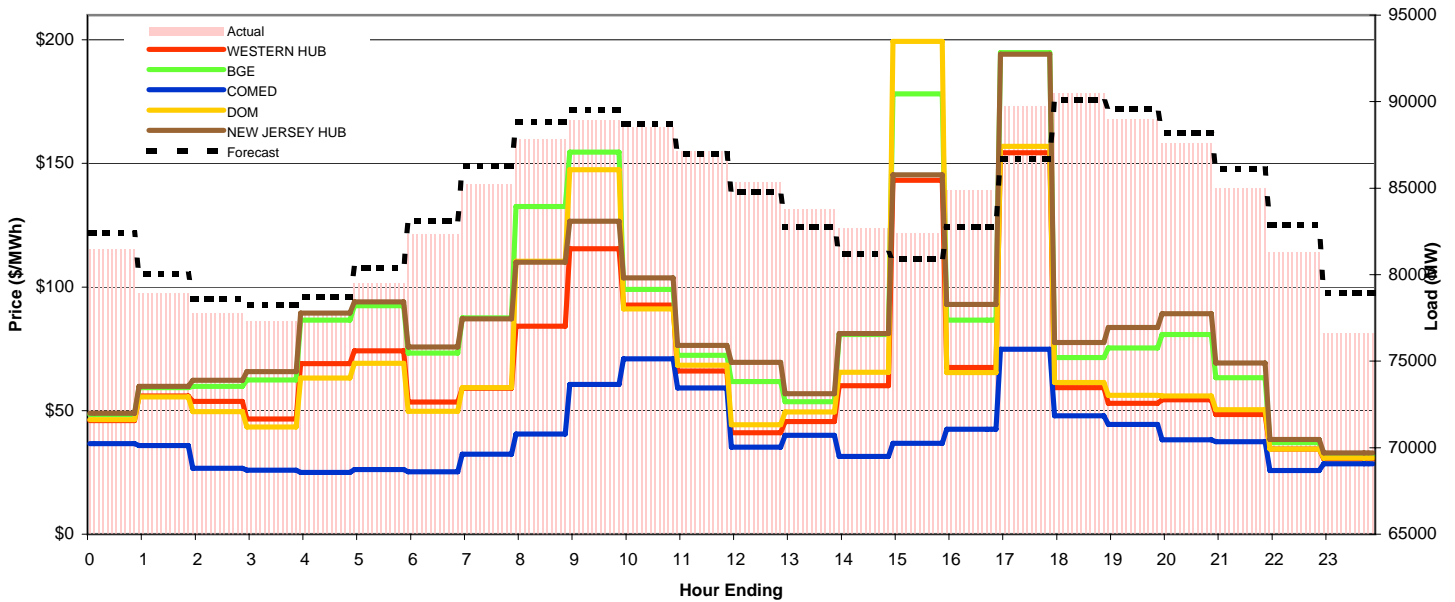
Day-Ahead Prices and Forecast Load

	HE1	HE2	HE3	HE4	HE5	HE6	HE7	HE8	HE9	HE10	HE11	HE12	HE13	HE14	HE15	HE16	HE17	HE18	HE19	HE20	HE21	HE22	HE23	HE24
WESTERN HUB	63.53	58.90	57.97	58.90	59.70	68.56	73.69	81.37	88.26	86.80	78.76	66.83	56.74	50.04	44.56	44.46	54.68	84.07	90.84	83.94	75.00	64.93	51.54	43.82
BGE	79.023	71.752	70.42	72.087	73.588	88.896	99.664	104.88	109.6	105.5	91.657	73.89	65.078	56.504	48.48	48.987	61.286	101.78	104.91	98.819	89.092	74.086	58.009	48.329
COMED	27.547	27.255	26.861	26.626	26.232	26.346	27.034	35.86	41.045	44.733	41.528	35.206	29.532	28.318	26.669	26.789	27.274	43.576	59.487	51.34	43.065	35.108	27.286	25.525
DOM	75.549	69.853	68.797	70.355	71.608	85.984	96.206	104.4	106.35	103.8	87.066	69.712	65.085	57.731	48.7	50.342	59.779	95.591	101.5	98.115	88.577	72.843	56.503	48.519
NEW JERSEY HUB	66.84	69.23	63.22	62.18	62.67	71.82	81.95	85.95	92.10	92.55	85.90	75.39	64.39	57.68	52.96	53.10	64.43	104.62	105.30	94.12	83.53	72.28	56.25	56.22
DA Forecast	82.4	80.0	78.6	78.2	78.7	80.4	83.1	86.3	88.8	89.5	88.7	87.0	84.8	82.8	81.2	80.9	82.8	86.7	90.1	89.6	88.2	86.1	82.9	78.9



Preliminary Real-Time Prices with Forecasted and Actual System Load

	HE1	HE2	HE3	HE4	HE5	HE6	HE7	HE8	HE9	HE10	HE11	HE12	HE13	HE14	HE15	HE16	HE17	HE18	HE19	HE20	HE21	HE22	HE23	HE24
WESTERN HUB	46.02	55.97	53.73	46.60	69.00	74.23	53.49	59.03	84.20	115.43	92.73	65.98	41.04	45.55	60.06	143.18	67.49	154.37	59.30	52.91	54.39	48.41	34.43	30.46
BGE	48.404	59.252	59.841	62.343	86.6	92.423	73.307	87.475	132.57	154.54	99.007	72.386	61.746	53.623	80.737	178.17	86.677	194.86	71.426	75.29	80.839	63.361	37.057	31.764
COMED	36.683	35.857	26.704	25.847	25.014	26.089	25.183	32.303	40.479	60.597	70.918	59.167	35.245	40.034	31.452	36.773	42.495	74.796	47.848	44.357	38.203	37.412	25.78	28.511
DOM	46.297	55.488	49.568	43.408	63.162	69.133	49.66	59.274	110.5	147.44	91.14	68.371	44.327	49.404	65.569	199.37	65.418	156.87	61.383	56.221	55.889	50.378	34.415	30.806
NEW JERSEY HUB	48.98	59.80	62.34	65.75	89.41	93.99	75.68	87.08	109.99	126.63	103.67	76.36	69.54	56.89	81.21	145.45	92.90	194.15	77.57	83.66	89.27	69.29	38.27	32.95
Percent Forecast	-1.17	-1.42	-1.06	-1.19	-1.22	-1.16	-0.97	-1.28	-1.12	-0.66	-0.24	0.15	0.68	1.19	1.75	1.80	2.50	3.40	0.40	-0.69	-0.65	-1.30	-1.91	-3.01
RTLoad	81.436	78.905	77.778	77.32	77.748	79.495	82.328	85.197	87.847	88.927	88.517	87.115	85.339	83.764	82.656	82.373	84.892	89.704	90.478	88.976	87.627	85.005	81.3	76.62



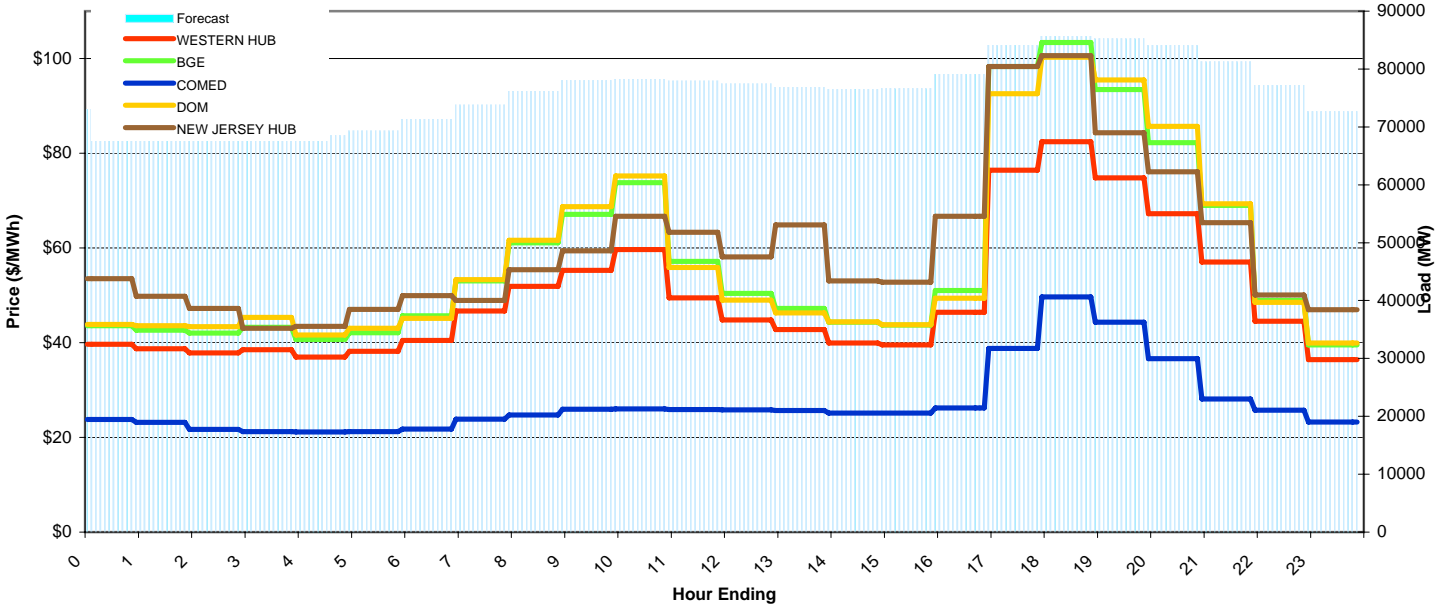
PJM Daily Report

Data for 06-Jan-2008

Price Color Codes: ≤0 ≥100 ≥200

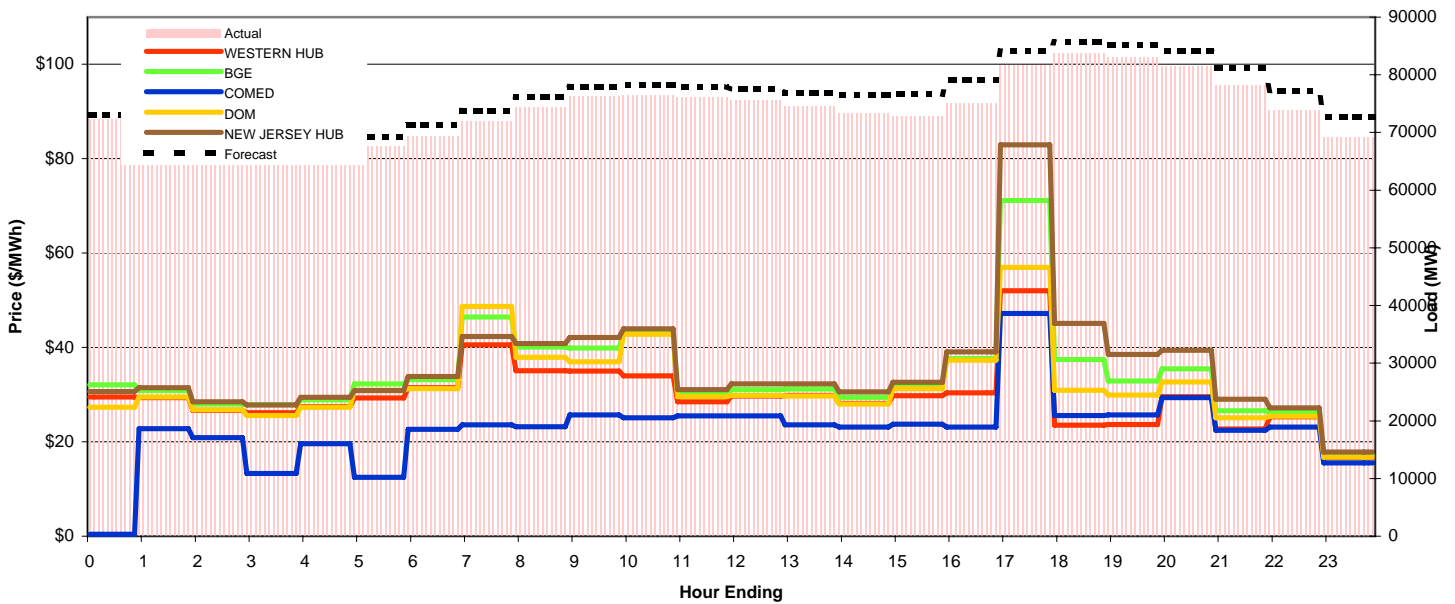
Day-Ahead Prices and Forecast Load

	HE1	HE2	HE3	HE4	HE5	HE6	HE7	HE8	HE9	HE10	HE11	HE12	HE13	HE14	HE15	HE16	HE17	HE18	HE19	HE20	HE21	HE22	HE23	HE24
WESTERN HUB	39.67	38.74	37.86	38.52	36.95	38.15	40.49	46.69	51.86	55.25	59.65	49.49	44.79	42.78	39.90	39.52	46.43	76.42	82.41	74.83	67.23	57.04	44.55	36.39
BGE	43.585	42.66	42.014	43.23	40.691	42.113	45.652	53.027	61.048	67.098	73.764	57.153	50.422	47.26	44.308	43.717	51.035	98.332	103.38	93.456	82.238	68.979	48.89	39.523
COMED	23.807	23.161	21.693	21.208	21.127	21.242	21.731	23.836	24.72	25.959	25.989	25.855	25.814	25.709	25.152	25.108	26.25	38.77	49.65	44.332	36.602	28.108	25.716	23.226
DOM	43.844	43.552	43.387	45.326	41.593	43.019	45.164	53.325	61.61	68.692	75.228	55.894	49.003	46.279	44.391	43.778	49.408	92.598	100.27	95.484	85.666	69.327	48.48	39.963
NEW JERSEY HUB	53.51	49.79	47.21	43.03	43.41	47.00	49.95	48.95	55.41	59.41	66.72	63.29	58.10	64.86	53.06	52.80	66.71	98.32	100.64	84.35	76.08	65.32	50.09	46.93
DA Forecast	73.0	70.6	69.1	68.5	68.5	69.3	71.4	73.8	76.2	78.0	78.2	77.9	77.5	76.9	76.4	76.6	79.1	84.1	85.6	85.2	84.1	81.3	77.2	72.7



Preliminary Real-Time Prices with Forecasted and Actual System Load

	HE1	HE2	HE3	HE4	HE5	HE6	HE7	HE8	HE9	HE10	HE11	HE12	HE13	HE14	HE15	HE16	HE17	HE18	HE19	HE20	HE21	HE22	HE23	HE24
WESTERN HUB	29.49	29.36	26.67	26.21	27.47	29.30	31.43	40.55	35.03	34.96	33.96	28.47	29.73	29.87	28.15	29.80	30.35	52.05	23.57	23.64	29.56	22.74	25.29	16.63
BGE	32.098	30.886	28.027	27.848	28.91	32.294	33.167	46.48	40.069	39.893	43.016	30.046	31.035	31.217	29.415	32.016	37.609	71.132	37.446	32.908	35.49	26.553	26.294	17.245
COMED	0.4293	22.753	20.867	13.286	19.597	12.465	22.668	23.608	23.218	25.695	25.121	25.494	25.523	23.569	23.096	23.767	23.113	47.172	25.539	25.683	29.336	22.458	23.103	15.55
DOM	27.31	29.48	26.799	25.586	27.349	30.894	31.286	48.714	37.9	36.954	42.825	29.571	29.85	29.727	28.032	31.234	37.308	56.943	30.925	29.901	32.715	25.078	25.464	16.778
NEW JERSEY HUB	30.66	31.46	28.51	27.81	29.45	30.84	33.83	42.34	40.84	42.12	43.97	31.04	32.25	32.27	30.56	32.61	39.08	82.95	45.07	38.50	39.38	29.01	27.20	17.85
Percent Forecast	-0.96	-1.82	-2.20	-2.58	-2.62	-2.69	-2.91	-2.74	-2.47	-2.20	-2.24	-2.50	-2.52	-3.13	-4.29	-5.26	-5.32	-3.01	-2.21	-2.62	-3.16	-3.85	-4.55	-5.01
RTLoad	72.333	69.299	67.613	66.82	66.728	67.514	69.334	71.839	74.348	76.306	76.5	76.038	75.55	74.526	73.3	72.798	75.113	81.65	83.768	83.047	81.533	78.236	73.792	69.189



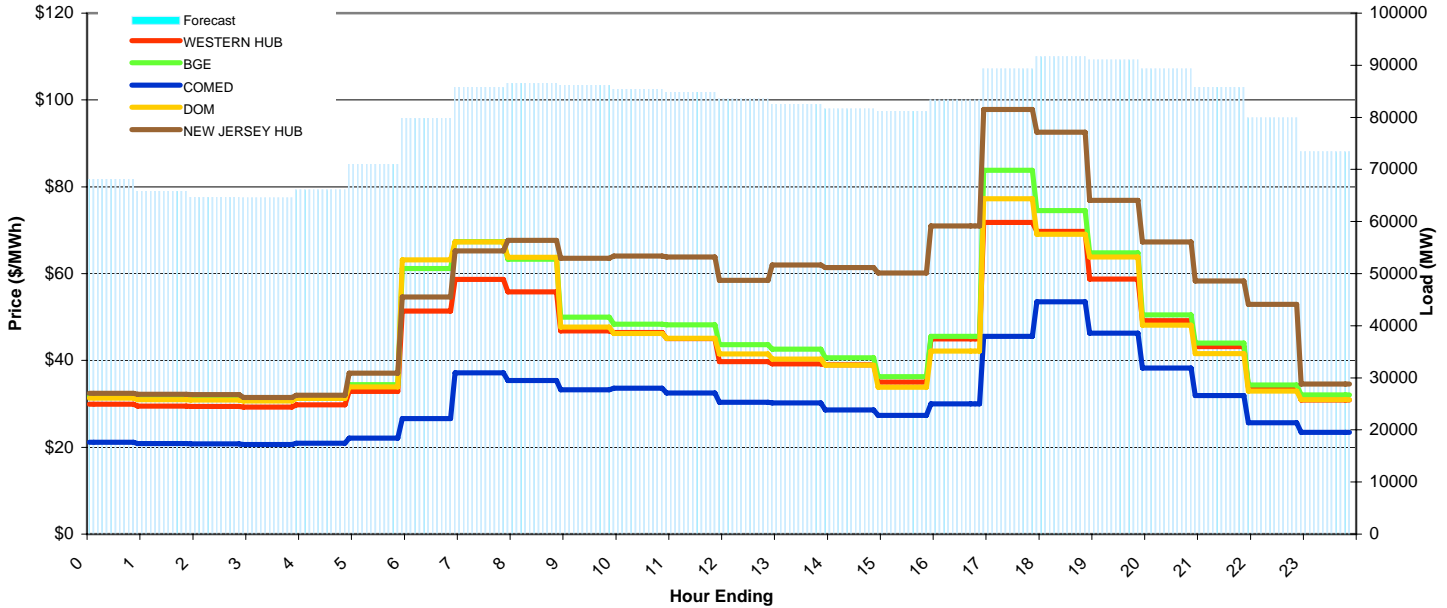
PJM Daily Report

Data for 07-Jan-2008

Price Color Codes: ≤0 ≥100 ≥200

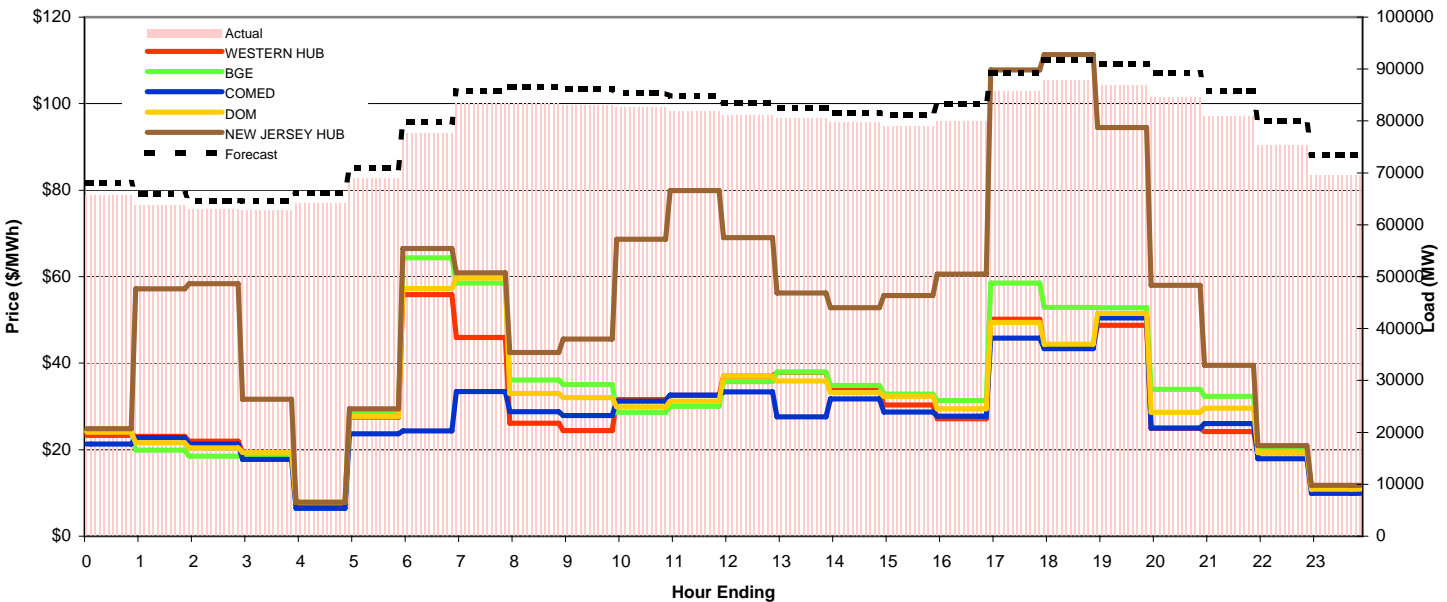
Day-Ahead Prices and Forecast Load

	HE1	HE2	HE3	HE4	HE5	HE6	HE7	HE8	HE9	HE10	HE11	HE12	HE13	HE14	HE15	HE16	HE17	HE18	HE19	HE20	HE21	HE22	HE23	HE24
WESTERN HUB	29.93	29.49	29.42	29.24	29.78	32.85	51.35	58.66	55.83	46.83	46.43	45.00	39.71	39.20	39.00	35.00	44.93	71.79	69.72	58.77	49.20	43.17	33.92	30.90
BGE	31.716	31.238	31.139	31.029	31.597	34.43	61.21	67.353	63.331	49.982	48.357	48.243	43.609	42.576	40.646	36.231	45.557	83.83	74.555	64.821	50.517	44.038	34.372	32.093
COMED	21.14	20.886	20.819	20.672	20.957	22.144	26.631	37.161	35.376	33.259	33.599	32.498	30.386	30.199	28.564	27.357	30.013	45.551	53.487	46.268	38.25	31.907	25.616	23.452
DOM	31.331	30.963	30.892	30.695	31.237	33.874	63.146	67.284	63.755	47.658	46.195	45.101	41.469	40.319	38.904	33.842	42.159	77.281	69.089	63.848	48.13	41.549	32.929	30.984
NEW JERSEY HUB	32.43	32.21	32.16	31.46	32.00	37.10	54.63	65.20	67.64	63.55	64.06	63.82	58.43	61.99	61.43	60.18	70.97	97.85	92.59	76.89	67.29	58.32	52.95	34.57
DA Forecast	68.1	65.8	64.7	64.5	66.1	71.0	79.8	85.8	86.5	86.2	85.4	84.8	83.6	82.6	81.6	81.2	83.3	89.3	91.7	91.0	89.3	85.7	79.9	73.4



Preliminary Real-Time Prices with Forecasted and Actual System Load

	HE1	HE2	HE3	HE4	HE5	HE6	HE7	HE8	HE9	HE10	HE11	HE12	HE13	HE14	HE15	HE16	HE17	HE18	HE19	HE20	HE21	HE22	HE23	HE24
WESTERN HUB	23.28	23.10	21.95	19.28	7.41	27.51	55.86	45.94	26.10	24.44	31.59	32.53	36.97	37.85	33.80	30.34	27.13	50.15	43.96	48.72	24.93	24.22	19.30	10.91
BGE	24.298	19.92	18.515	18.781	7.8176	28.533	64.33	58.535	36.1	35.06	28.638	30.065	35.742	37.957	34.873	32.867	31.334	58.521	52.898	52.803	33.967	32.353	19.974	11.288
COMED	21.282	22.752	21.316	17.735	6.4179	23.693	24.337	33.436	28.767	27.926	31.188	32.591	33.347	27.618	31.743	28.697	27.762	45.8	43.342	50.475	24.973	26.079	17.94	9.8783
DOM	24.057	21.598	20.445	19.357	7.8409	27.677	57.257	59.732	33.009	31.998	29.877	31.19	36.997	35.856	33.248	32.303	29.416	49.439	44.365	51.487	28.633	29.606	19.29	10.903
NEW JERSEY HUB	24.88	57.21	58.38	31.67	7.86	29.44	66.50	60.90	42.44	45.59	68.65	79.88	69.00	56.22	52.82	55.63	60.57	107.82	111.36	94.49	58.01	39.48	20.94	11.76
Percent Forecast	-3.83	-3.33	-2.91	-2.92	-3.12	-3.05	-2.65	-2.77	-3.68	-3.85	-3.45	-3.50	-3.03	-2.57	-2.32	-2.89	-4.33	-4.18	-4.31	-4.75	-5.45	-5.99	-5.97	-5.62
RTLoad	65.586	63.714	62.861	62.703	64.102	68.88	77.704	83.445	83.468	82.966	82.544	81.91	81.097	80.492	79.759	78.942	79.884	85.721	87.887	86.888	84.67	80.904	75.401	69.509



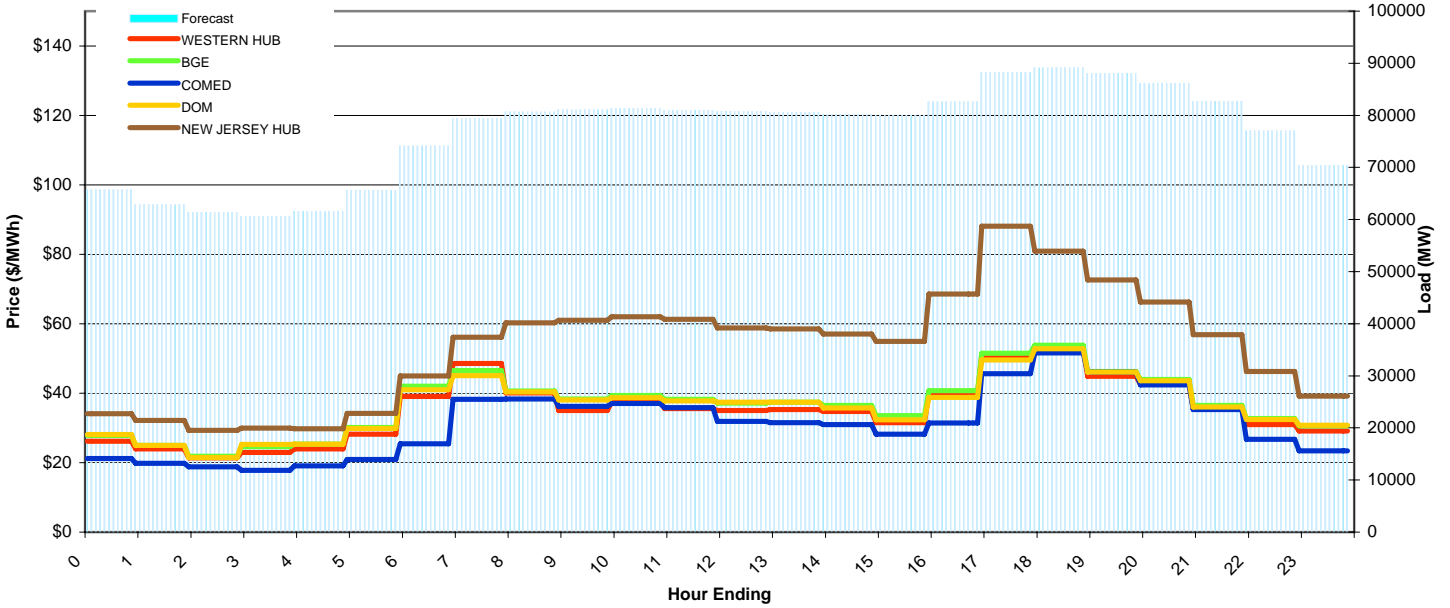
PJM Daily Report

Data for 08-Jan-2008

Price Color Codes: ≤0 ≥100 ≥200

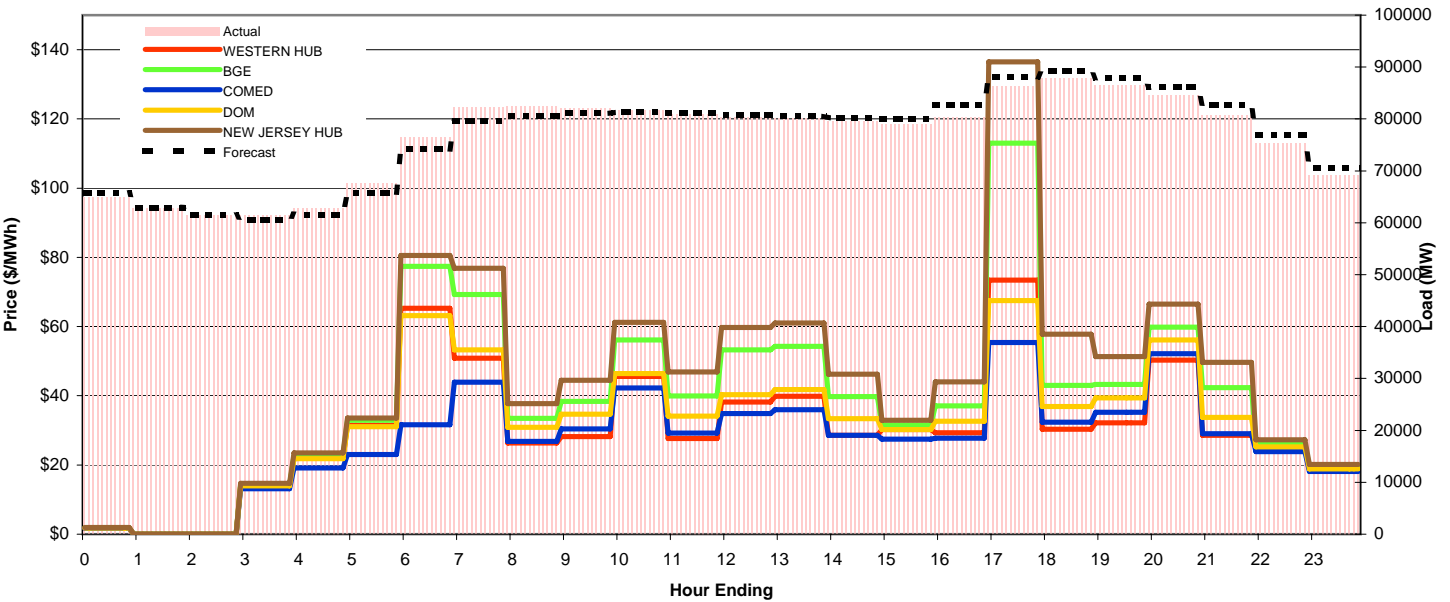
Day-Ahead Prices and Forecast Load

	HE1	HE2	HE3	HE4	HE5	HE6	HE7	HE8	HE9	HE10	HE11	HE12	HE13	HE14	HE15	HE16	HE17	HE18	HE19	HE20	HE21	HE22	HE23	HE24
WESTERN HUB	26.17	23.97	21.41	22.98	23.94	28.18	39.07	48.53	40.06	35.00	37.46	35.58	35.00	35.26	34.71	31.53	40.00	50.88	52.82	44.88	42.61	35.38	30.99	29.13
BGE	27.856	25	21.807	24.581	25.346	30.148	42.044	46.511	40.632	38.303	39.365	38.193	37.143	37.451	36.446	33.564	40.694	51.521	53.84	46.221	43.968	36.52	32.673	30.554
COMED	21.192	19.773	18.785	17.813	19.035	20.936	25.451	38.277	38.369	36.226	37.084	35.819	31.895	31.517	30.92	28.217	31.427	45.575	51.607	46.042	42.373	35.243	26.709	23.381
DOM	28.143	24.974	21.449	25.285	25.362	29.87	41.021	45.05	40.348	38.026	38.663	37.757	37.44	37.449	35.742	32.326	38.791	49.597	52.781	46.096	43.572	36.024	32.475	30.764
NEW JERSEY HUB	34.12	32.13	29.34	29.98	29.79	34.16	44.99	56.10	60.26	60.95	62.04	61.31	58.78	58.48	57.06	54.90	68.57	88.09	80.92	72.61	66.22	56.83	46.26	39.15
DA Forecast	65.8	62.9	61.4	60.6	61.6	65.7	74.2	79.5	80.7	81.1	81.3	81.0	80.8	80.5	80.2	80.1	82.6	88.2	89.1	88.0	86.1	82.7	77.0	70.5



Preliminary Real-Time Prices with Forecasted and Actual System Load

	HE1	HE2	HE3	HE4	HE5	HE6	HE7	HE8	HE9	HE10	HE11	HE12	HE13	HE14	HE15	HE16	HE17	HE18	HE19	HE20	HE21	HE22	HE23	HE24
WESTERN HUB	1.77	0.00	0.00	13.75	22.01	31.42	65.29	50.88	26.33	28.20	45.63	27.67	38.16	39.90	28.55	30.21	29.32	73.40	30.35	32.19	50.30	28.58	25.20	18.68
BGE	1.8277	0	0	14.193	22.654	32.924	77.384	69.293	33.515	38.342	56.15	39.975	53.277	54.289	39.776	31.497	37.092	112.98	43.027	43.246	59.875	42.368	26.062	19.291
COMED	1.6985	0	0	13.119	19.113	23.032	31.611	43.906	26.827	30.424	42.256	29.232	34.887	35.99	28.566	27.488	27.715	55.388	32.377	35.28	52.12	29.074	23.832	18.113
DOM	1.7911	0	0	13.928	21.812	31.031	63.128	53.262	30.911	34.694	46.447	34.118	40.338	41.808	33.393	30.24	32.608	67.543	36.936	39.371	56.131	33.798	25.264	18.831
NEW JERSEY HUB	1.91	0.00	0.00	14.72	23.51	33.61	80.53	76.85	37.75	44.50	61.20	46.84	59.74	61.08	46.28	32.91	44.00	136.47	57.77	51.34	66.47	49.65	27.26	20.13
Percent Forecast	-1.34	-0.29	0.19	1.55	2.04	2.72	2.95	3.26	2.12	1.08	0.36	-0.10	-0.58	-0.53	-0.86	-1.37	-2.79	-2.19	-1.45	-1.81	-1.99	-2.39	-2.31	-1.89
RTLoad	64.879	62.678	61.532	61.521	62.848	67.519	76.408	82.187	82.416	81.988	81.633	80.96	80.353	80.078	79.501	78.984	80.366	86.293	87.848	86.444	84.47	80.749	75.266	69.15



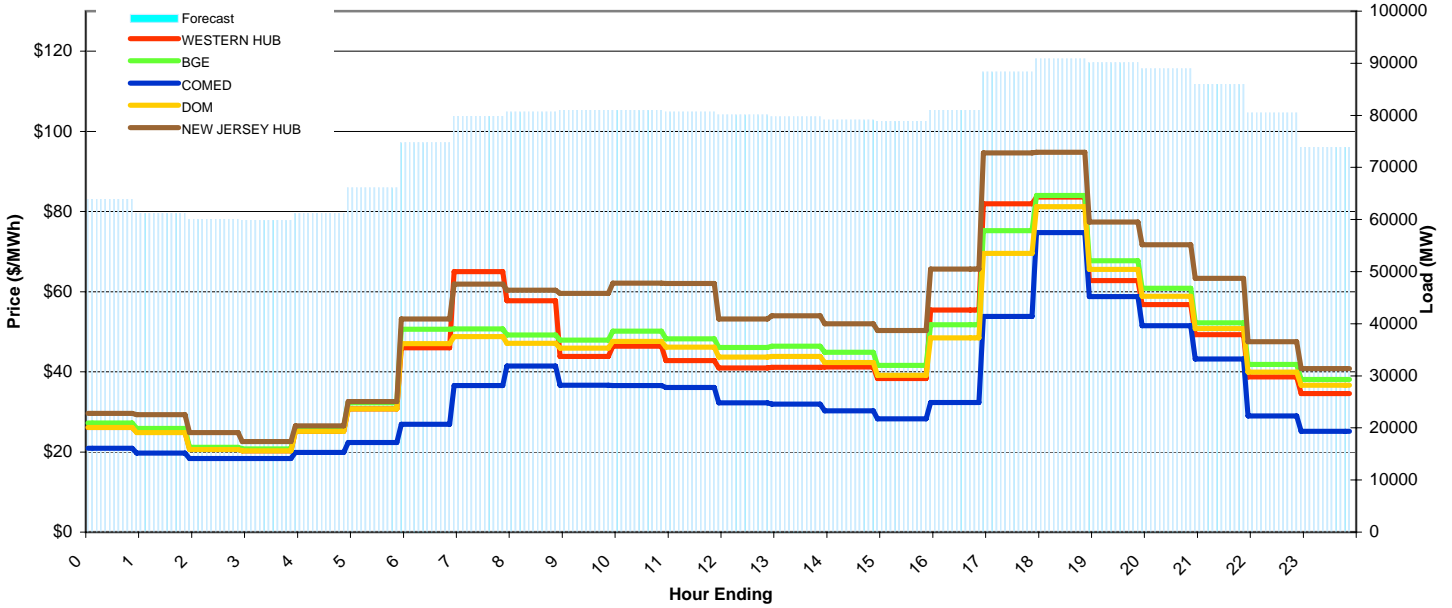
PJM Daily Report

Data for 09-Jan-2008

Price Color Codes: ≤0 ≥100 ≥200

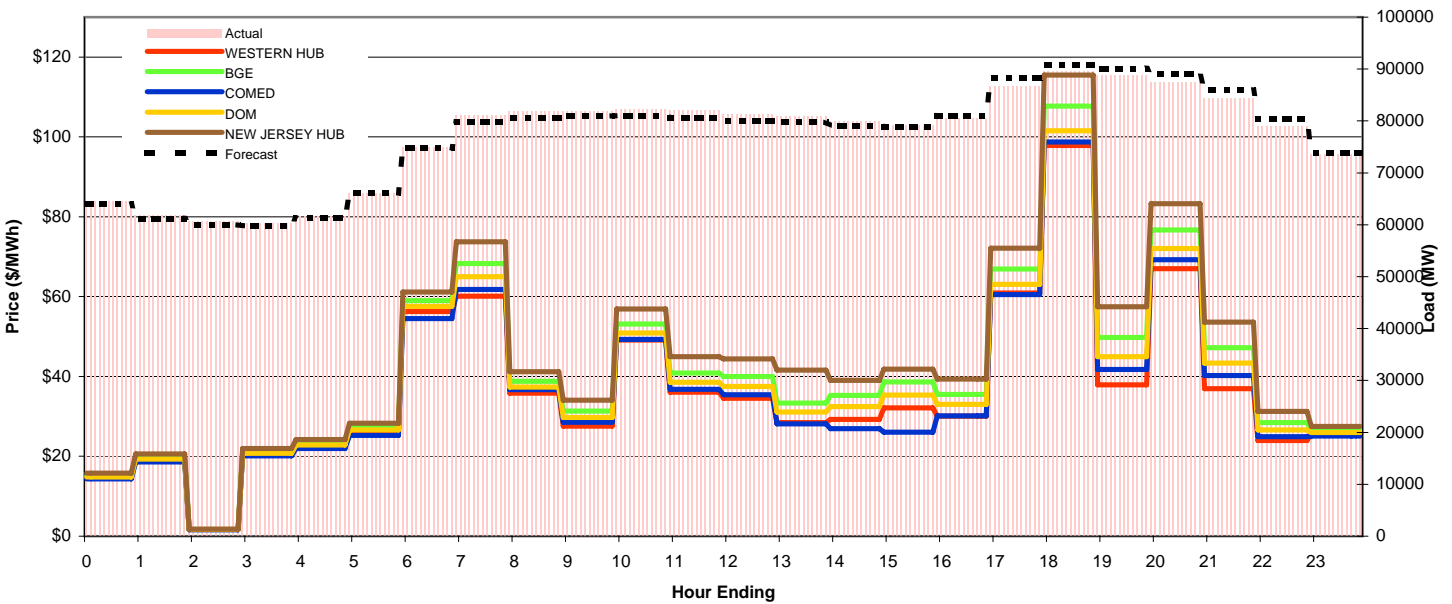
Day-Ahead Prices and Forecast Load

	HE1	HE2	HE3	HE4	HE5	HE6	HE7	HE8	HE9	HE10	HE11	HE12	HE13	HE14	HE15	HE16	HE17	HE18	HE19	HE20	HE21	HE22	HE23	HE24
WESTERN HUB	26.12	25.00	20.80	20.29	25.18	30.72	45.99	65.00	57.74	43.84	46.41	42.78	40.97	41.10	41.24	38.34	55.45	81.94	83.59	62.76	56.77	49.26	38.69	34.61
BGE	27.264	25.901	21.165	20.799	26.275	32.23	50.624	50.693	49.172	47.889	50.127	48.256	46.113	46.36	44.915	41.597	51.726	75.187	83.978	67.69	60.822	52.258	41.857	38.079
COMED	20.949	19.754	18.331	18.35	19.851	22.324	26.908	36.54	41.43	36.657	36.564	36.081	32.247	31.917	30.279	28.275	32.365	53.799	74.713	58.759	51.49	43.236	28.951	25.125
DOM	26.15	24.846	20.627	20.262	25.131	30.72	47.046	48.804	47.139	45.896	47.599	46.187	43.718	43.874	42.291	39.117	48.46	69.513	81.215	65.53	58.89	50.747	39.887	36.614
NEW JERSEY HUB	29.61	29.32	24.86	22.56	26.55	32.56	53.18	61.86	60.38	59.60	62.10	62.02	53.20	53.99	52.00	50.30	65.63	94.59	94.80	77.39	71.72	63.34	47.54	40.80
DA Forecast	64.0	61.2	60.0	59.8	61.2	66.1	74.8	79.9	80.7	80.9	81.0	80.6	80.1	79.8	79.1	78.9	81.0	88.3	90.9	90.1	88.9	86.0	80.5	73.9



Preliminary Real-Time Prices with Forecasted and Actual System Load

	HE1	HE2	HE3	HE4	HE5	HE6	HE7	HE8	HE9	HE10	HE11	HE12	HE13	HE14	HE15	HE16	HE17	HE18	HE19	HE20	HE21	HE22	HE23	HE24
WESTERN HUB	14.74	19.18	1.66	20.55	22.62	26.29	56.27	60.09	35.84	27.57	49.17	36.04	34.52	28.44	29.29	32.12	30.03	60.94	97.85	37.95	67.01	36.99	23.97	25.74
BGE	15.145	19.671	1.7023	21.116	23.307	27.274	59.023	68.291	38.827	31.304	53.137	40.842	39.981	33.31	35.302	38.617	35.539	66.963	107.69	49.757	76.664	47.22	28.413	26.652
COMED	14.31	18.61	1.6185	20.088	21.963	25.245	54.484	61.764	36.685	28.496	49.268	36.752	35.413	28.108	26.937	26.067	30.142	60.488	98.765	41.778	69.229	40.246	24.96	25.07
DOM	14.86	19.29	1.6725	20.757	22.813	26.604	57.546	65.006	37.365	29.723	50.871	38.531	37.503	31.097	32.473	35.321	33.015	63.05	101.53	44.963	72.03	43.368	26.613	25.968
NEW JERSEY HUB	15.82	20.59	1.77	21.95	24.19	28.30	61.15	73.72	41.23	34.09	56.94	44.94	44.42	41.62	39.02	41.85	39.36	72.15	115.47	57.46	83.31	53.59	31.23	27.53
Percent Forecast	0.75	0.91	1.10	0.87	0.77	-0.02	0.09	1.58	1.49	1.23	1.43	1.64	1.50	1.47	1.03	0.41	-0.65	-1.96	-1.53	-1.52	-1.79	-2.00	-1.92	-0.57
RTLoad	64.449	61.747	60.653	60.352	61.701	66.057	74.833	81.14	81.885	81.94	82.168	81.989	81.31	80.944	79.925	79.208	80.475	86.646	89.502	88.753	87.377	84.277	78.962	73.488



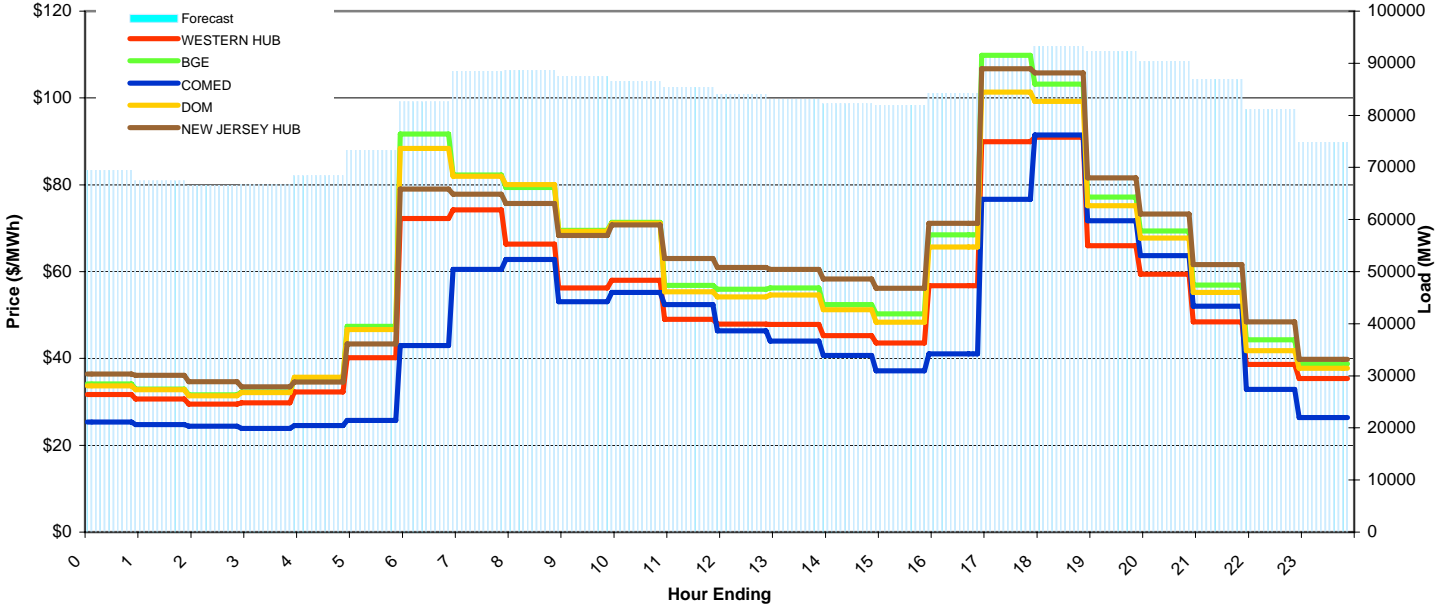
PJM Daily Report

Data for 10-Jan-2008

Price Color Codes: ≤0 ≥100 ≥200

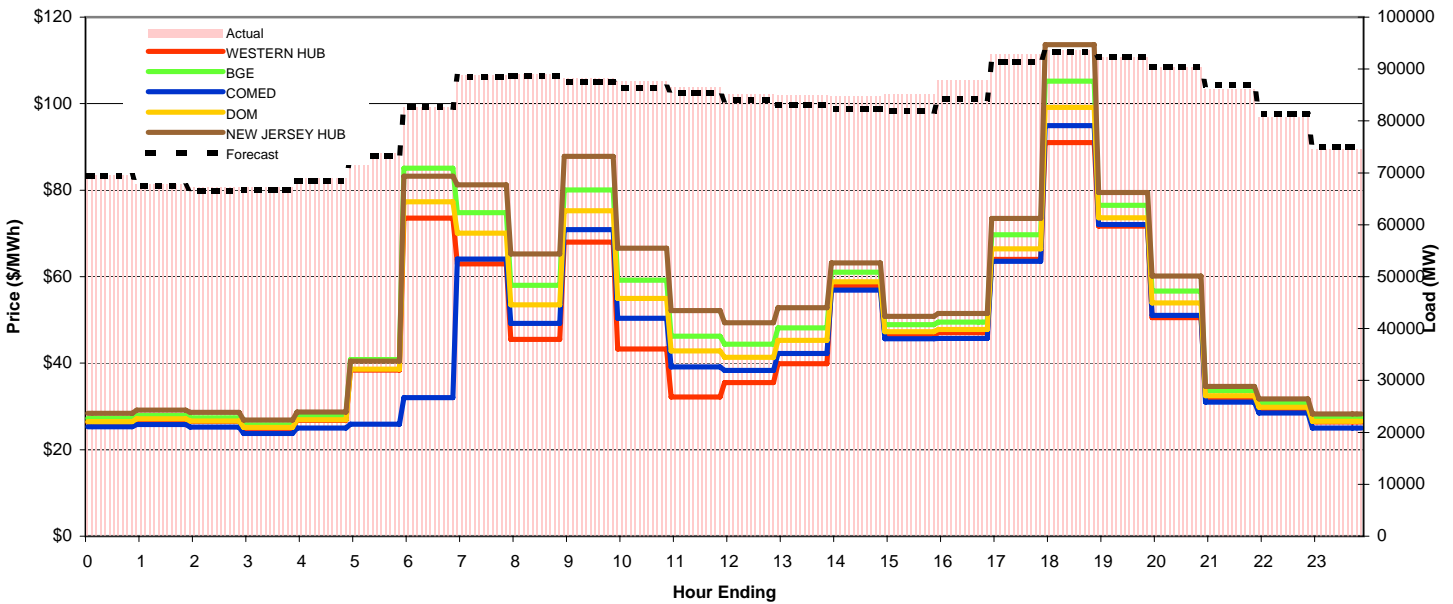
Day-Ahead Prices and Forecast Load

	HE1	HE2	HE3	HE4	HE5	HE6	HE7	HE8	HE9	HE10	HE11	HE12	HE13	HE14	HE15	HE16	HE17	HE18	HE19	HE20	HE21	HE22	HE23	HE24
WESTERN HUB	31.72	30.69	29.51	29.78	32.31	40.15	72.23	74.22	66.35	56.26	58.00	49.02	47.92	47.83	45.23	43.53	56.74	89.90	90.92	66.00	59.39	48.40	38.66	35.41
BGE	34.122	32.975	31.64	32.3	35.328	47.403	91.697	82.25	79.422	69.525	71.32	56.855	55.963	56.229	52.385	50.276	68.47	109.84	103.2	77.16	69.385	56.882	44.273	38.768
COMED	25.341	24.793	24.42	23.889	24.558	25.75	42.974	60.482	62.82	53.046	55.225	52.38	46.36	44.021	40.656	37.135	41.081	76.693	91.49	71.707	63.699	52.042	32.85	26.413
DOM	33.719	32.837	31.424	32.173	35.654	46.623	88.38	81.989	80.052	69.312	71.143	55.376	54.193	54.636	51.195	48.36	65.706	101.33	99.184	75.192	67.751	55.238	41.807	37.723
NEW JERSEY HUB	36.41	36.11	34.62	33.47	34.56	43.37	79.02	77.80	75.70	68.35	70.78	63.00	60.92	60.50	58.31	56.17	71.13	106.72	105.80	81.58	73.30	61.63	48.40	39.77
DA Forecast	69.4	67.4	66.5	66.7	68.4	73.3	82.6	88.5	88.7	87.5	86.5	85.4	84.1	83.0	82.2	81.9	84.3	91.3	93.3	92.3	90.4	87.0	81.2	74.9



Preliminary Real-Time Prices with Forecasted and Actual System Load

	HE1	HE2	HE3	HE4	HE5	HE6	HE7	HE8	HE9	HE10	HE11	HE12	HE13	HE14	HE15	HE16	HE17	HE18	HE19	HE20	HE21	HE22	HE23	HE24
WESTERN HUB	26.37	27.01	26.54	24.97	26.76	38.39	73.56	62.97	45.47	67.95	43.29	32.17	35.51	39.90	57.91	46.54	47.02	64.03	91.03	71.67	50.51	32.04	29.51	26.43
BGE	27.247	27.86	27.346	25.761	27.717	40.856	85.098	74.796	57.986	80.06	59.22	46.221	44.356	48.126	61.001	48.87	49.523	69.692	105.24	76.512	56.706	33.649	30.866	27.508
COMED	25.336	25.791	25.201	23.719	25.018	25.893	32.054	64.092	49.21	70.878	50.366	39.161	38.29	42.233	56.869	45.666	45.753	63.561	94.924	72.033	51.059	31.026	28.488	24.975
DOM	26.52	27.143	26.652	25.119	26.91	38.59	77.326	70.096	53.509	75.248	54.966	42.856	41.393	45.279	58.853	47.287	47.782	66.429	99.158	73.641	53.935	32.469	29.82	26.587
NEW JERSEY HUB	28.38	29.11	28.63	26.83	28.67	40.45	83.23	81.20	65.26	87.78	66.59	52.15	49.32	52.86	63.22	50.82	51.52	73.48	113.67	79.46	60.16	34.59	31.76	28.28
Percent Forecast	0.24	0.50	0.99	0.66	0.65	0.56	0.10	0.30	0.24	0.85	1.40	1.30	1.30	2.23	2.93	3.73	4.03	1.60	0.29	-0.09	-0.06	-0.92	-0.66	-0.37
RTLoad	69.558	67.755	67.182	67.165	68.862	73.712	82.696	88.79	88.896	88.231	87.69	86.486	85.213	84.934	84.722	85.074	87.83	92.807	93.579	92.258	90.376	86.185	80.7	74.614



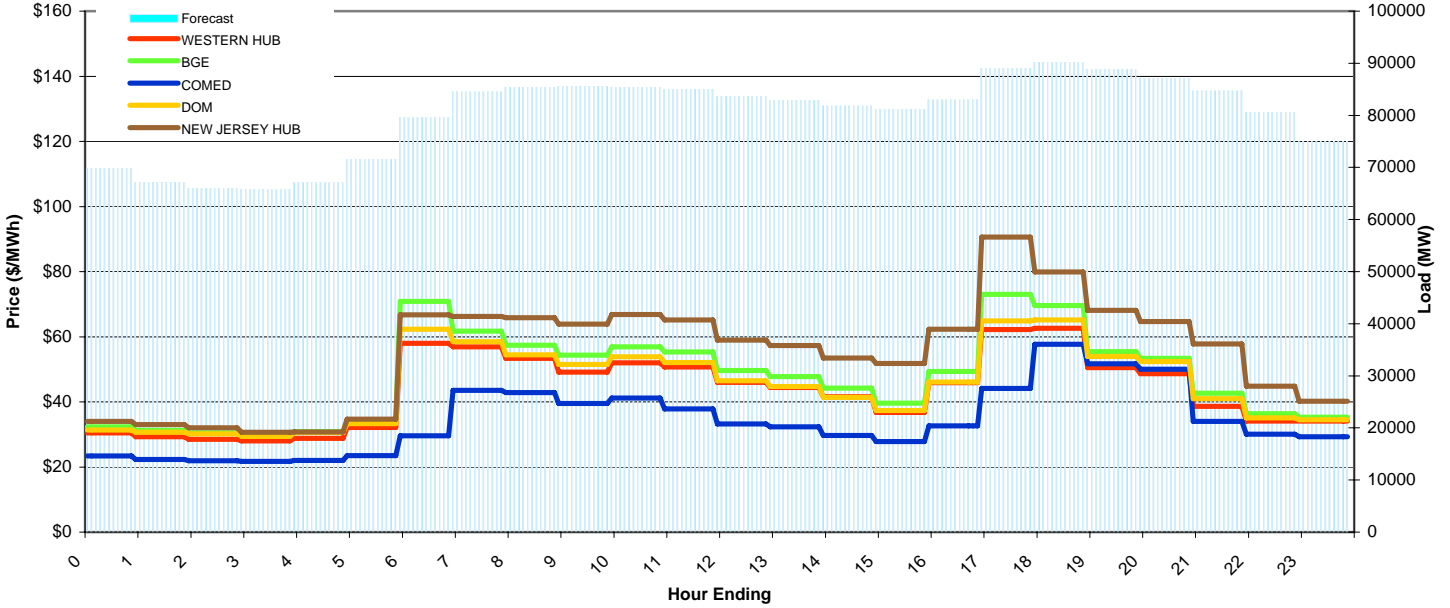
PJM Daily Report

Data for 11-Jan-2008

Price Color Codes: ≤0 ≥100 ≥200

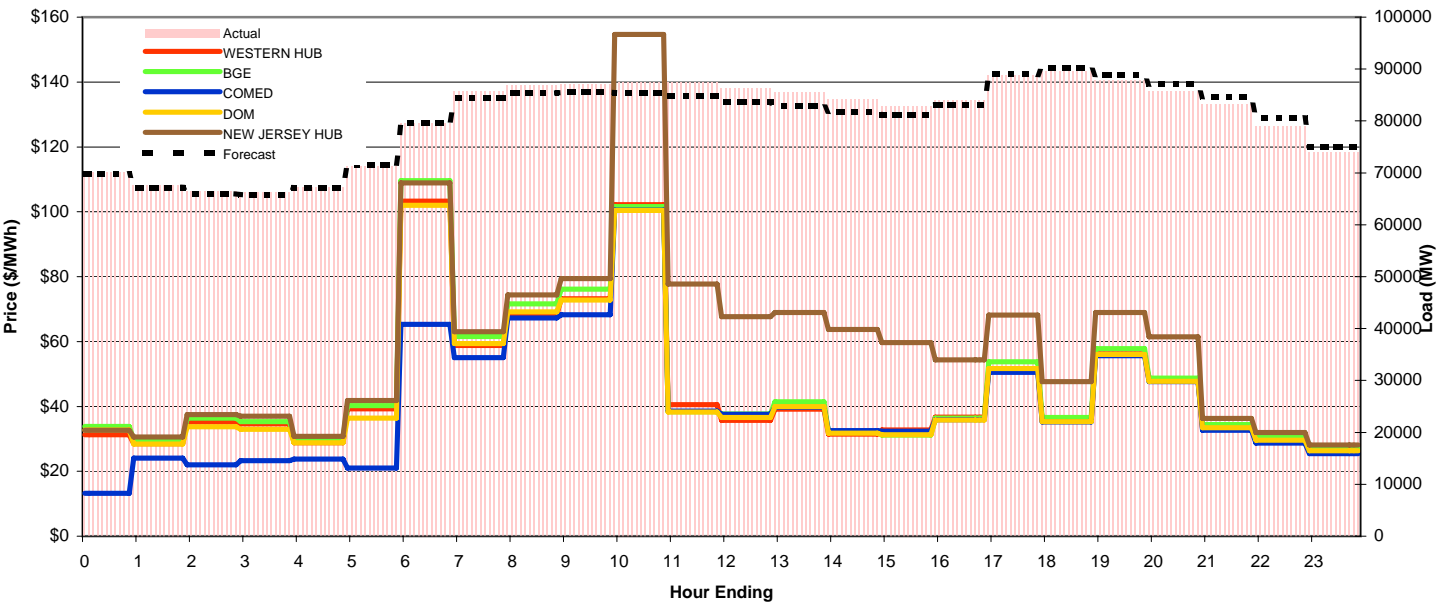
Day-Ahead Prices and Forecast Load

	HE1	HE2	HE3	HE4	HE5	HE6	HE7	HE8	HE9	HE10	HE11	HE12	HE13	HE14	HE15	HE16	HE17	HE18	HE19	HE20	HE21	HE22	HE23	HE24
WESTERN HUB	30.47	29.26	28.54	27.98	28.81	32.17	58.03	56.94	53.37	49.15	51.98	50.72	45.96	44.41	41.58	36.80	45.91	62.20	62.65	50.52	48.69	38.65	34.14	34.11
BGE	32.38	31.218	30.51	29.825	30.868	34.34	70.852	61.761	57.41	54.353	56.87	55.312	49.606	47.8	44.225	39.651	49.313	73.036	69.589	55.4	53.386	42.62	36.389	35.292
COMED	23.397	22.262	21.898	21.726	22.037	23.511	29.534	43.529	42.858	39.512	41.138	37.868	33.191	32.348	29.712	27.856	32.654	44.095	57.699	51.708	50.029	34.008	30.053	29.336
DOM	31.364	30.667	30.171	29.402	30.517	33.337	62.301	58.454	54.473	51.501	53.853	52.045	46.472	44.737	41.393	37.34	46.055	64.886	65.202	53.925	52.374	41.006	35.058	34.498
NEW JERSEY HUB	34.02	33.00	32.05	30.67	30.78	34.73	66.71	66.28	65.82	63.90	66.84	65.20	58.93	57.27	53.42	51.83	62.31	90.59	79.88	68.10	64.70	57.78	44.86	40.19
DA Forecast	69.8	67.1	66.0	65.8	67.1	71.5	79.6	84.5	85.4	85.5	85.4	84.9	83.6	82.9	81.8	81.1	83.0	89.0	90.3	88.8	87.1	84.7	80.6	75.0



Preliminary Real-Time Prices with Forecasted and Actual System Load

	HE1	HE2	HE3	HE4	HE5	HE6	HE7	HE8	HE9	HE10	HE11	HE12	HE13	HE14	HE15	HE16	HE17	HE18	HE19	HE20	HE21	HE22	HE23	HE24
WESTERN HUB	31.25	28.53	35.18	34.58	28.80	39.29	103.25	58.81	68.28	73.19	102.23	40.54	35.73	39.11	31.49	32.76	36.69	51.40	35.48	56.23	47.92	33.18	29.43	26.16
BGE	33.82	29.66	36.437	35.319	30.062	40.221	109.64	61.598	71.577	76.139	101.64	38.337	37.648	41.468	32.099	31.214	36.423	53.773	36.552	57.814	48.7	34.447	30.44	26.968
COMED	13.237	24.099	22.032	23.32	23.768	21.01	65.273	55.033	67.235	68.238	100.49	38.558	37.562	39.708	32.542	32.373	35.908	50.523	35.258	55.673	47.691	32.676	28.663	25.476
DOM	32.771	28.437	33.732	32.898	28.805	36.399	101.99	59.335	69.149	72.82	100.38	38.28	36.642	39.994	31.729	31.302	35.792	51.67	35.335	56.05	47.767	33.425	29.545	26.334
NEW JERSEY HUB	32.68	30.55	37.45	36.96	30.81	41.80	108.91	63.01	74.35	79.41	154.69	77.70	67.65	68.91	63.69	59.65	54.34	68.12	47.66	68.94	61.48	36.26	31.92	28.09
Percent Forecast	0.42	0.86	0.57	0.65	0.08	-0.42	-0.05	1.43	1.59	1.67	2.34	2.79	3.12	3.00	2.70	2.11	1.09	-0.27	-0.80	-1.16	-1.63	-1.84	-1.95	-1.44
RTLoad	70.107	67.705	66.37	66.186	67.143	71.229	79.609	85.724	86.793	86.991	87.493	87.36	86.342	85.444	84.089	82.867	83.913	88.752	89.54	87.77	85.717	83.146	79.065	73.971



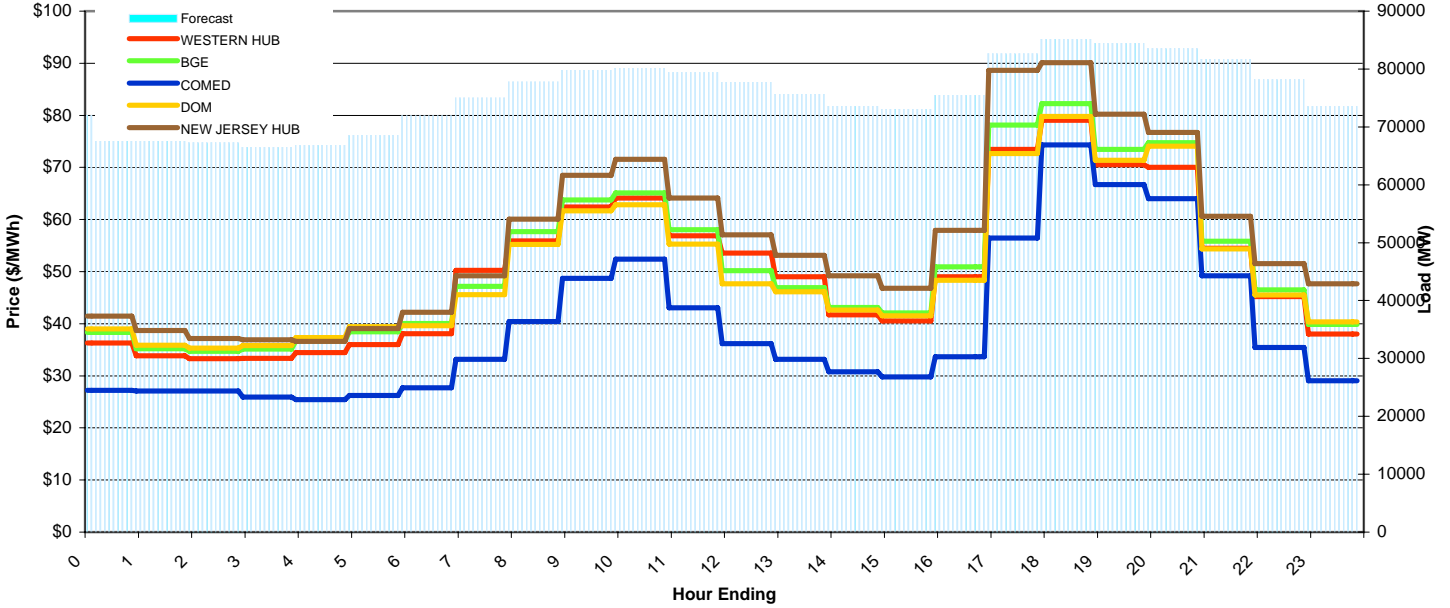
PJM Daily Report

Data for 12-Jan-2008

Price Color Codes: ≤0 ≥100 ≥200

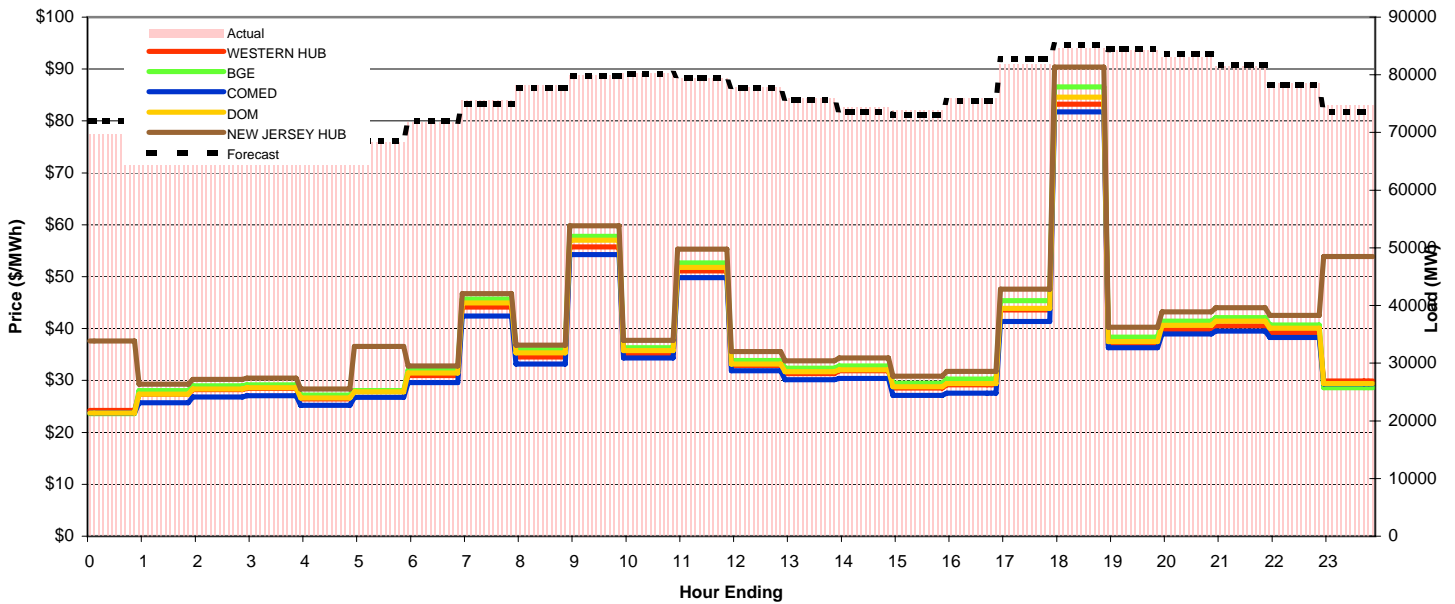
Day-Ahead Prices and Forecast Load

	HE1	HE2	HE3	HE4	HE5	HE6	HE7	HE8	HE9	HE10	HE11	HE12	HE13	HE14	HE15	HE16	HE17	HE18	HE19	HE20	HE21	HE22	HE23	HE24
WESTERN HUB	36.31	33.82	33.26	33.34	34.48	35.98	38.11	50.25	55.91	62.42	64.12	56.85	53.57	49.00	41.73	40.52	49.00	73.44	79.08	70.50	70.00	54.51	45.18	38.05
BGE	38.345	35.181	34.73	35.11	36.75	38.461	40.053	47.172	57.679	63.733	65.081	58.029	50.168	46.929	43.137	42.086	50.941	78.14	82.274	73.488	74.749	55.824	46.491	39.843
COMED	27.184	27.109	27.105	25.914	25.429	26.221	27.705	33.192	40.425	48.734	52.375	43.082	36.204	33.167	30.766	29.792	33.65	56.426	74.309	66.714	63.983	49.186	35.418	29.077
DOM	38.985	35.869	35.297	35.81	37.377	39.442	39.608	45.559	55.215	61.646	62.833	55.287	47.663	46.122	42.599	41.53	48.356	72.638	79.811	71.397	74.092	54.34	45.545	40.373
NEW JERSEY HUB	41.43	38.72	37.16	36.92	36.59	39.07	42.18	49.19	60.09	68.47	71.54	64.14	57.09	53.11	49.21	46.82	57.90	88.66	90.09	80.25	76.75	60.60	51.53	47.69
DA Forecast	72.1	68.9	67.3	66.5	66.9	68.6	71.9	75.0	77.8	79.8	80.2	79.4	77.7	75.7	73.6	73.1	75.5	82.7	85.2	84.4	83.5	81.6	78.2	73.6



Preliminary Real-Time Prices with Forecasted and Actual System Load

	HE1	HE2	HE3	HE4	HE5	HE6	HE7	HE8	HE9	HE10	HE11	HE12	HE13	HE14	HE15	HE16	HE17	HE18	HE19	HE20	HE21	HE22	HE23	HE24
WESTERN HUB	24.22	27.35	28.21	28.46	26.47	27.94	30.94	44.12	34.55	55.73	35.10	51.14	32.84	31.34	31.85	28.55	29.17	43.57	83.24	36.89	39.79	40.49	39.21	29.87
BGE	23.597	28.036	28.951	29.17	27.188	28.027	31.975	45.66	35.94	57.768	36.29	52.66	33.847	32.343	32.795	29.478	30.246	45.366	86.589	38.356	41.409	42.099	40.678	28.616
COMED	23.717	25.691	26.828	27.086	25.222	26.786	29.577	42.445	33.193	54.283	34.333	49.824	31.875	30.157	30.422	27.142	27.568	41.353	81.757	36.294	38.985	39.539	38.286	29.341
DOM	23.767	27.388	28.371	28.624	26.644	27.833	31.428	44.941	35.326	57.008	35.784	51.763	33.196	31.661	32.063	28.786	29.412	43.926	84.592	37.496	40.636	41.449	40.089	29.404
NEW JERSEY HUB	37.61	29.29	30.24	30.47	28.38	36.57	32.79	46.72	36.83	59.79	37.72	55.28	35.55	33.76	34.37	30.83	31.77	47.57	90.36	40.26	43.22	44.00	42.57	53.88
Percent Forecast	-3.47	-2.33	-1.72	-1.16	-0.74	-0.31	-0.30	0.72	0.57	0.24	0.09	0.04	0.14	0.28	1.08	1.16	0.49	-0.99	-0.66	-0.26	-0.51	-0.22	0.38	1.58
RTLoad	69.638	67.298	66.128	65.768	66.362	68.345	71.688	75.545	78.221	79.974	80.253	79.435	77.766	75.9	74.397	73.919	75.868	81.864	84.591	84.181	83.12	81.465	78.471	74.733



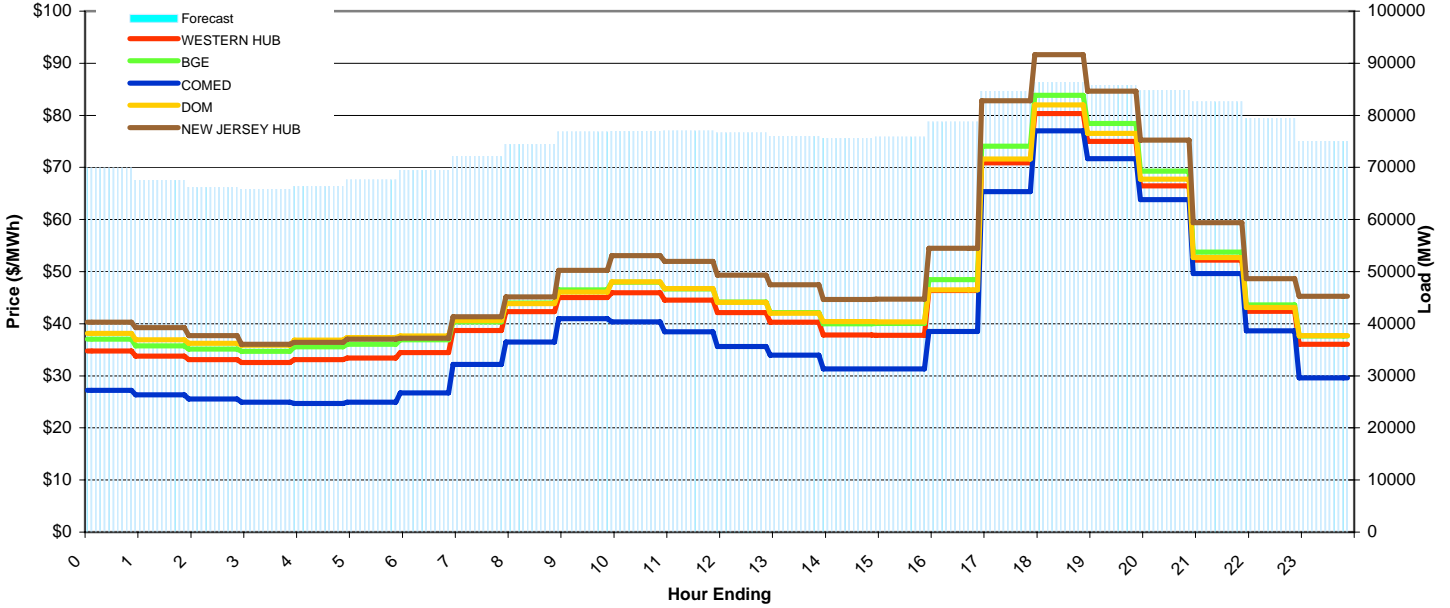
PJM Daily Report

Data for 13-Jan-2008

Price Color Codes: ≤0 ≥100 ≥200

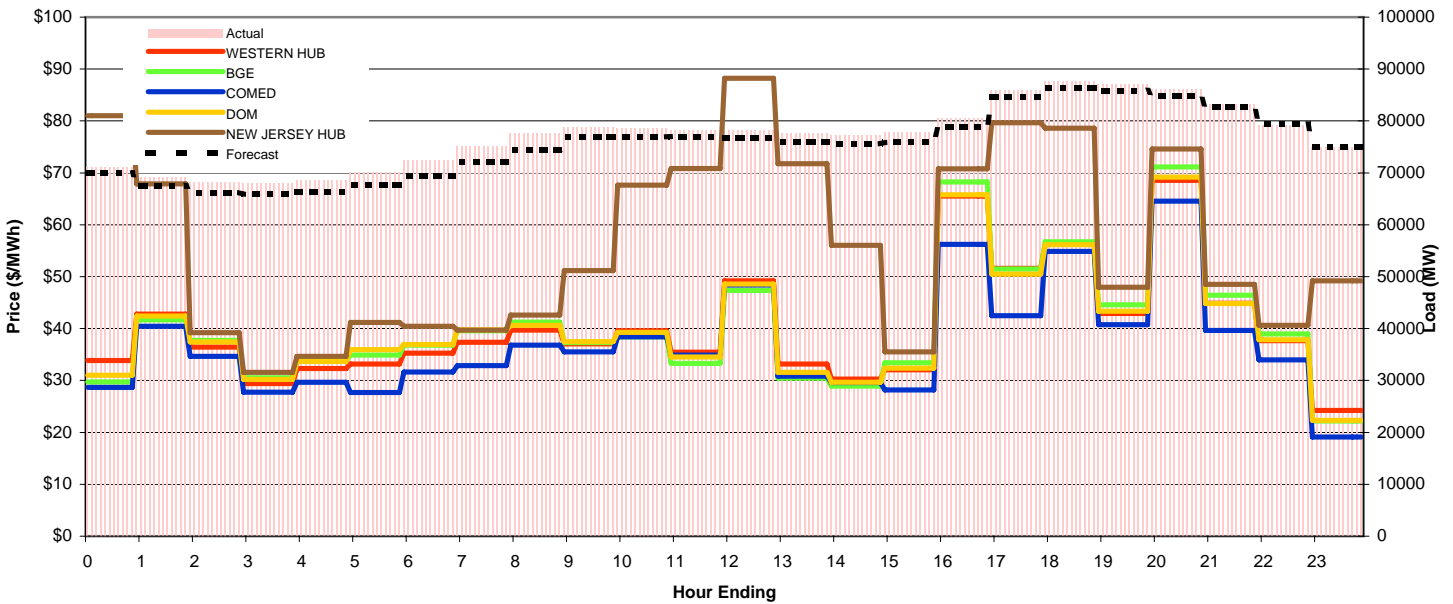
Day-Ahead Prices and Forecast Load

	HE1	HE2	HE3	HE4	HE5	HE6	HE7	HE8	HE9	HE10	HE11	HE12	HE13	HE14	HE15	HE16	HE17	HE18	HE19	HE20	HE21	HE22	HE23	HE24
WESTERN HUB	34.78	33.78	33.09	32.53	33.10	33.45	34.45	38.70	42.32	45.00	45.94	44.51	42.16	40.26	37.83	37.78	46.40	70.86	80.34	75.00	66.46	52.24	42.37	36.09
BGE	37.014	35.76	35.139	34.696	35.567	36.072	36.897	40.378	43.997	46.521	47.978	46.671	44.143	42.159	39.998	40.029	48.468	74.093	83.841	78.429	69.271	53.773	43.614	37.633
COMED	27.213	26.344	25.557	24.969	24.7	24.937	26.705	32.205	36.513	40.987	40.369	38.46	35.601	33.972	31.3	31.307	38.483	65.333	77.006	71.697	63.83	49.651	38.623	29.578
DOM	38.121	36.906	36.245	35.871	36.874	37.334	37.682	40.59	43.86	46.049	48.01	46.774	44.085	41.987	40.422	40.383	46.478	71.647	82.011	76.508	67.744	52.719	43.092	37.708
NEW JERSEY HUB	40.30	39.25	37.71	36.07	36.42	37.04	37.24	41.37	45.13	50.24	53.04	51.99	49.30	47.49	44.67	44.71	54.46	82.81	91.64	84.66	75.23	59.37	48.63	45.27
DA Forecast	69.9	67.5	66.2	65.8	66.4	67.7	69.4	72.1	74.5	76.9	77.0	77.0	76.7	76.0	75.6	75.9	78.8	84.6	86.4	85.8	84.9	82.6	79.4	75.0



Preliminary Real-Time Prices with Forecasted and Actual System Load

	HE1	HE2	HE3	HE4	HE5	HE6	HE7	HE8	HE9	HE10	HE11	HE12	HE13	HE14	HE15	HE16	HE17	HE18	HE19	HE20	HE21	HE22	HE23	HE24
WESTERN HUB	33.85	42.78	36.45	29.39	32.30	33.15	35.25	37.39	39.73	37.03	39.55	35.45	49.22	33.19	30.25	32.04	65.55	51.58	56.22	42.91	68.58	44.90	37.67	24.22
BGE	29.722	41.658	37.708	30.509	33.784	34.909	36.796	39.554	41.264	37.297	38.386	33.274	47.341	30.483	28.914	33.401	68.245	51.495	56.693	44.597	71.165	46.399	38.946	22.208
COMED	28.659	40.46	34.672	27.738	29.655	27.706	31.614	32.863	36.778	35.484	38.439	34.866	48.412	30.841	29.583	28.163	56.249	42.465	54.878	40.763	64.524	39.625	34.001	19.098
DOM	31.021	42.388	37.409	30.202	33.641	35.916	36.923	39.757	40.648	37.481	39.266	34.552	48.582	31.579	29.647	32.354	65.752	50.492	56.144	43.341	69.204	44.807	37.876	22.29
NEW JERSEY HUB	81.04	67.90	39.18	31.55	34.63	41.18	40.45	39.72	42.58	51.18	67.63	70.82	88.23	71.76	56.07	35.48	70.76	79.63	78.59	47.98	74.58	48.50	40.60	49.22
Percent Forecast	1.77	2.25	2.94	3.16	3.02	3.47	4.19	3.95	4.12	2.47	2.21	1.45	1.85	2.09	2.10	2.47	2.22	1.41	1.40	1.37	1.57	0.77	-0.29	-0.25
RTLoad	71.151	69.057	68.246	67.993	68.487	70.092	72.437	75.106	77.666	78.811	78.693	78.139	78.1	77.623	77.181	77.782	80.557	85.832	87.587	87.026	86.211	83.253	79.187	74.829



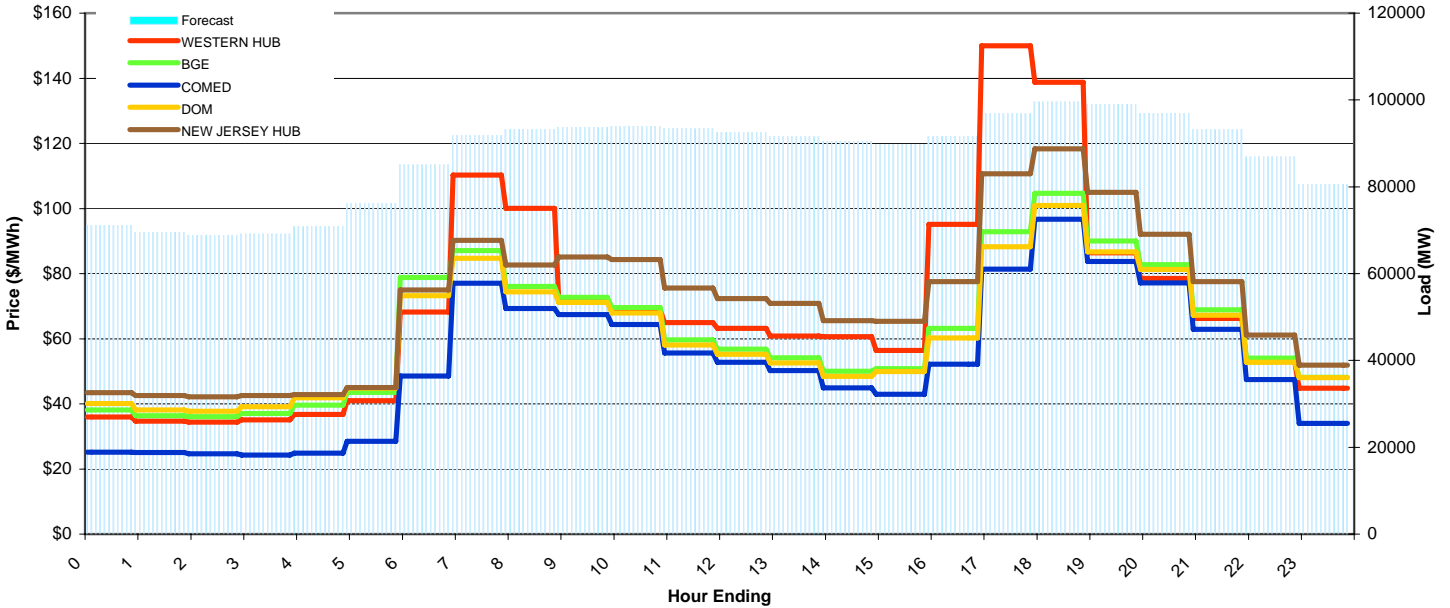
PJM Daily Report

Data for 14-Jan-2008

Price Color Codes: ≤0 ≥100 ≥200

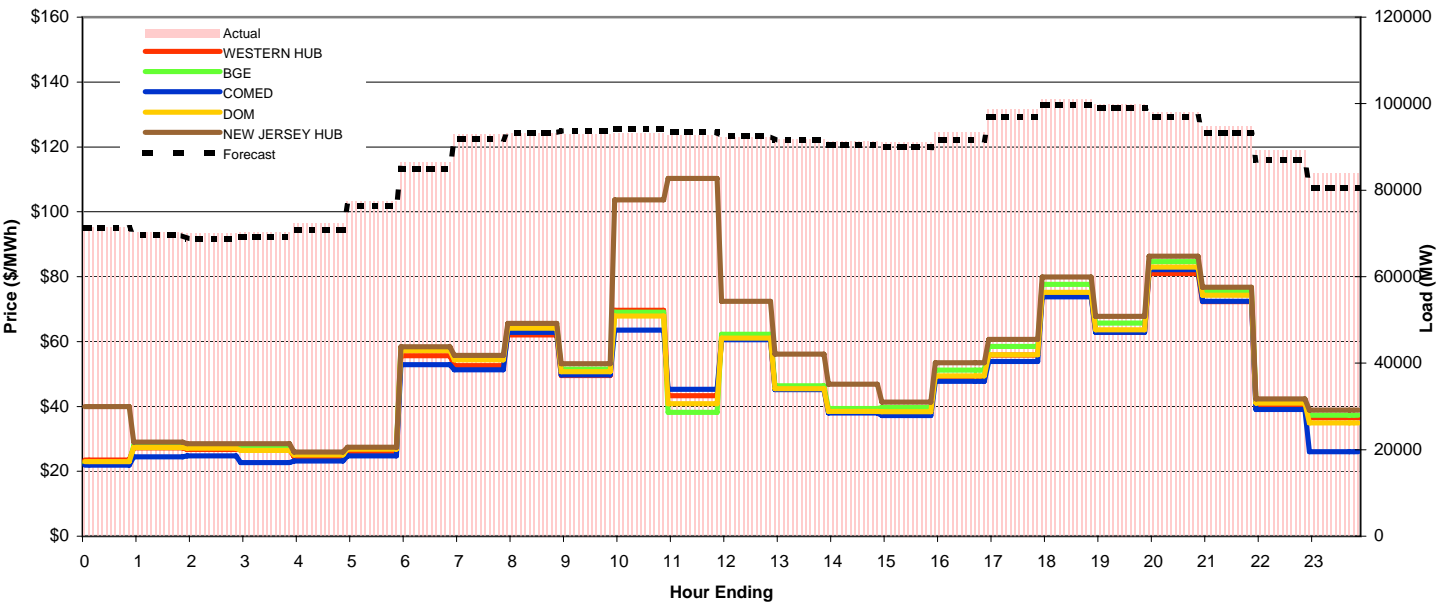
Day-Ahead Prices and Forecast Load

	HE1	HE2	HE3	HE4	HE5	HE6	HE7	HE8	HE9	HE10	HE11	HE12	HE13	HE14	HE15	HE16	HE17	HE18	HE19	HE20	HE21	HE22	HE23	HE24
WESTERN HUB	35.96	34.69	34.41	35.10	36.74	41.03	68.19	110.22	100.00	72.27	68.88	64.93	63.15	60.80	60.62	56.40	95.18	150.00	138.82	86.41	78.55	66.24	52.94	44.80
BGE	38.15	36.368	36.038	37.097	39.608	43.57	78.781	87.046	76.047	72.689	69.558	59.682	56.815	54.156	50.04	50.798	63.213	92.865	104.67	90.055	82.729	68.921	54.054	48.191
COMED	25.184	25.056	24.708	24.306	24.862	28.469	48.546	77.084	69.261	67.437	64.356	55.674	52.781	50.238	44.916	42.947	52.21	81.383	96.702	83.764	77.193	62.907	47.505	34.005
DOM	40.142	38.102	37.784	39.147	41.878	44.826	73.223	84.704	74.428	71.195	67.864	58.132	55.21	52.538	48.423	49.887	60.202	88.219	100.9	86.722	81.236	67.182	52.761	48.021
NEW JERSEY HUB	43.42	42.59	42.16	42.56	42.81	45.05	75.00	90.23	82.69	85.13	84.30	75.53	72.38	70.84	65.57	65.40	77.54	110.65	118.35	105.01	92.09	77.52	61.13	51.88
DA Forecast	71.2	69.6	68.8	69.2	70.8	76.2	85.0	91.9	93.3	93.8	94.0	93.4	92.5	91.6	90.5	89.9	91.6	96.9	99.6	99.0	96.9	93.1	86.9	80.5



Preliminary Real-Time Prices with Forecasted and Actual System Load

	HE1	HE2	HE3	HE4	HE5	HE6	HE7	HE8	HE9	HE10	HE11	HE12	HE13	HE14	HE15	HE16	HE17	HE18	HE19	HE20	HE21	HE22	HE23	HE24
WESTERN HUB	23.49	27.21	26.75	26.70	24.51	26.15	55.60	52.61	62.04	49.54	69.68	43.32	60.66	45.35	38.41	38.10	49.15	55.81	74.27	62.81	81.01	72.32	39.79	36.51
BGE	22.499	27.935	27.517	27.269	25.305	27.106	57.985	54.941	64.616	51.443	69.093	38.201	62.276	46.33	39.356	39.662	51.148	58.463	77.617	65.726	84.639	75.461	41.575	37.302
COMED	21.94	24.427	24.728	22.698	23.155	24.758	52.845	51.328	62.835	49.755	63.512	45.237	60.6	45.159	38.013	37.176	47.774	53.894	73.751	62.794	82.136	72.392	39.029	26.058
DOM	22.939	27.373	27.117	26.473	25.077	26.862	57.261	54.373	64.137	50.75	67.838	40.827	61.089	45.442	38.446	38.408	49.442	55.925	75.133	63.612	82.982	74.287	40.992	34.926
NEW JERSEY HUB	39.97	28.97	28.52	28.46	25.99	27.38	58.41	55.69	65.63	53.15	103.64	110.31	72.40	56.10	46.86	41.37	53.51	60.66	79.90	67.73	86.27	76.75	42.34	38.89
Percent Forecast	0.28	1.06	1.72	1.68	2.12	1.34	1.68	1.08	-0.10	-0.79	-1.00	-0.74	-0.38	0.17	0.84	1.42	1.95	1.93	1.31	0.94	1.15	1.62	2.63	3.96
RTLoad	71.392	70.314	69.986	70.348	72.379	77.284	86.482	92.857	93.233	93.03	93.064	92.713	92.152	91.731	91.296	91.173	93.404	98.773	100.92	99.923	98.045	94.679	89.255	83.861



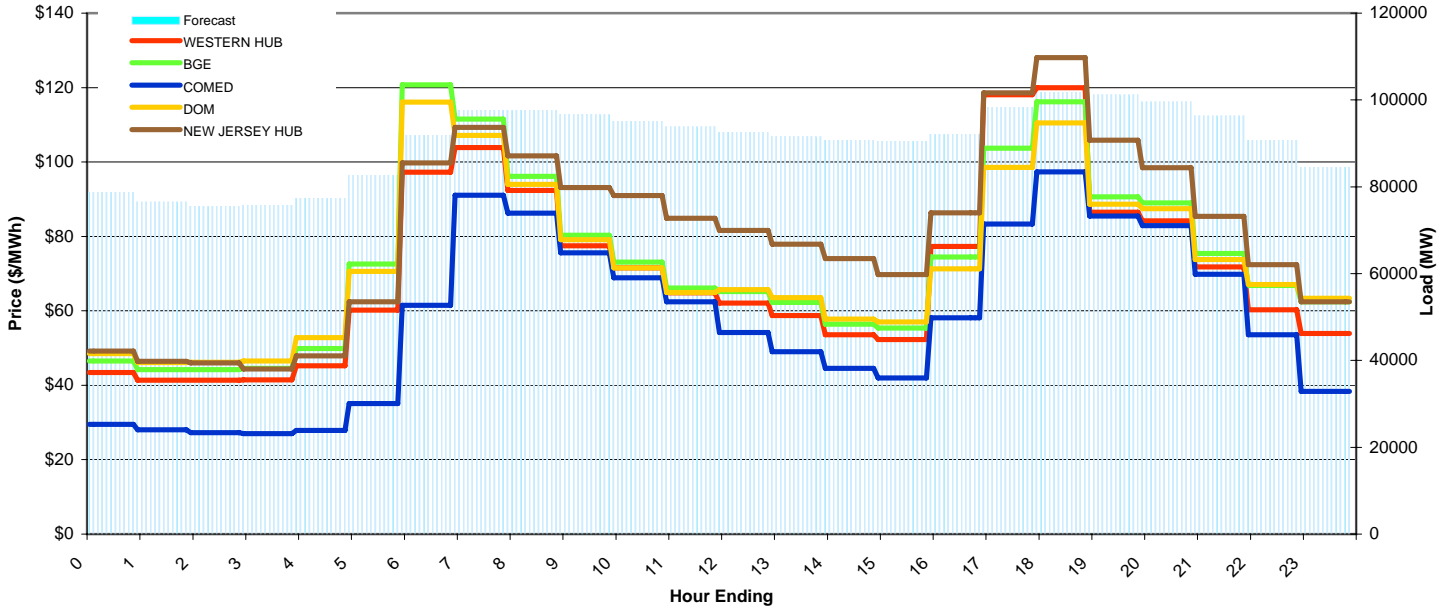
PJM Daily Report

Data for 15-Jan-2008

Price Color Codes: ≤0 ≥100 ≥200

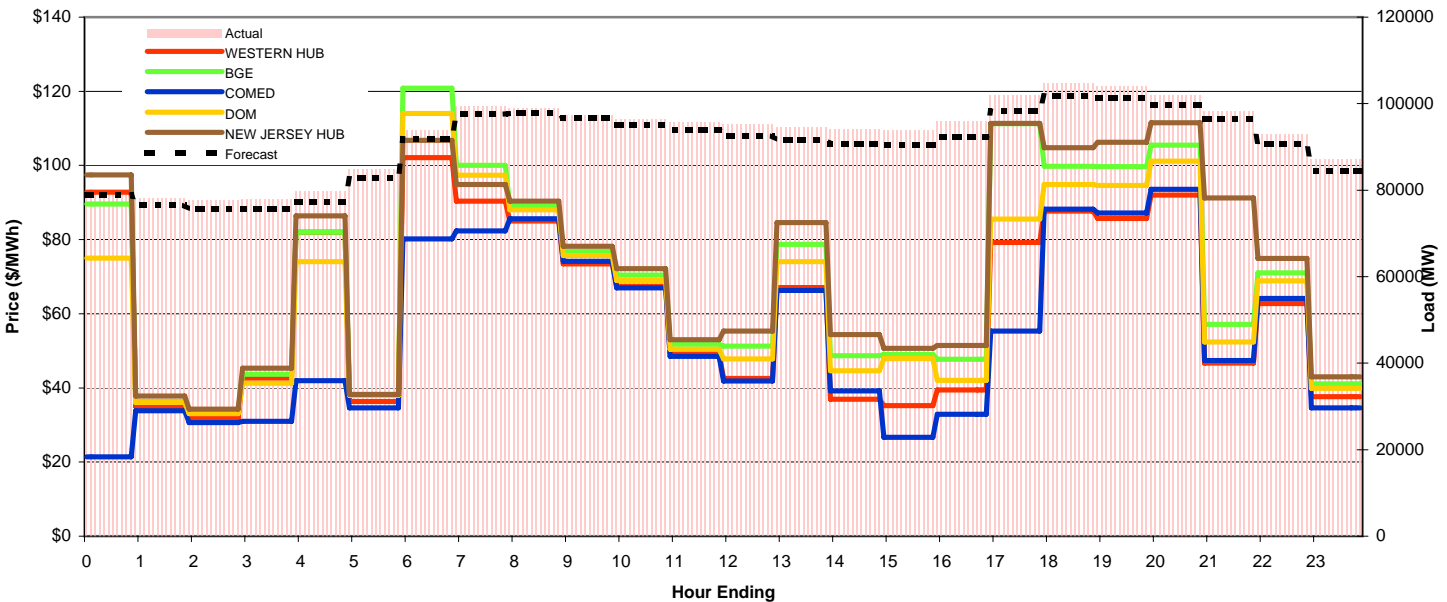
Day-Ahead Prices and Forecast Load

	HE1	HE2	HE3	HE4	HE5	HE6	HE7	HE8	HE9	HE10	HE11	HE12	HE13	HE14	HE15	HE16	HE17	HE18	HE19	HE20	HE21	HE22	HE23	HE24	avg all/peak
WESTERN HUB	43.40	41.37	41.36	41.43	45.26	60.20	97.22	103.92	92.37	77.45	71.58	64.85	62.10	58.73	53.56	52.29	77.33	118.09	120.00	86.52	84.18	71.81	60.32	53.93	70 / 78
BGE	46.513	44.212	44.186	44.559	49.851	72.573	120.71	111.55	96.149	80.317	73.068	66.115	65.222	62.263	56.387	55.344	74.473	103.72	116.18	90.68	88.965	75.409	66.806	62.402	74 / 80
COMED	29.523	28.01	27.283	27.035	27.853	35.073	61.52	91.061	86.215	75.615	68.869	62.431	54.211	48.996	44.542	41.924	58.149	83.334	97.352	85.455	82.925	69.803	53.58	38.367	57 / 69
DOM	48.483	46.108	46.152	46.56	52.841	70.579	116.07	107.11	94.03	79.097	71.558	64.884	65.676	63.51	57.81	57.049	71.288	98.545	110.52	88.628	87.48	73.809	67.094	63.386	73 / 79
NEW JERSEY HUB	49.22	46.48	45.97	44.38	47.90	62.39	99.76	109.33	101.66	93.16	91.01	84.90	81.59	77.88	74.04	69.75	86.37	118.58	128.02	105.87	98.42	85.37	72.41	62.40	81 / 92
DA Forecast	78.8	76.5	75.6	75.7	77.3	82.7	91.9	97.6	97.7	96.6	95.2	93.8	92.5	91.6	90.7	90.5	92.2	98.3	101.8	101.2	99.6	96.4	90.7	84.5	90 / 95



Preliminary Real-Time Prices with Forecasted and Actual System Load

	HE1	HE2	HE3	HE4	HE5	HE6	HE7	HE8	HE9	HE10	HE11	HE12	HE13	HE14	HE15	HE16	HE17	HE18	HE19	HE20	HE21	HE22	HE23	HE24	avg all/peak
WESTERN HUB	92.80	34.97	31.98	42.63	82.01	36.30	102.08	90.37	85.04	73.45	67.39	49.27	42.51	67.08	36.94	35.18	39.47	79.22	87.71	85.72	92.00	46.70	62.71	37.59	63 / 65
BGE	89.586	36.372	33.456	43.648	81.985	38.199	120.82	100.01	88.956	76.785	70.432	51.747	51.313	78.712	48.673	49.042	47.699	111.28	99.741	99.727	105.43	57.13	71.042	41.117	71 / 75
COMED	21.371	33.835	30.635	30.983	41.99	34.605	80.194	82.325	85.588	74.167	66.953	48.546	41.886	66.308	39.187	26.692	32.91	55.313	88.237	87.158	93.604	47.424	64.102	34.654	55 / 63
DOM	75.003	36.061	33.075	41.23	74.036	37.997	114.01	97.392	88.02	75.656	68.976	50.418	47.803	74.034	44.637	47.933	42.071	85.533	94.853	94.591	101.17	52.384	68.872	39.843	66 / 71
NEW JERSEY HUB	97.45	37.82	34.29	45.30	86.37	38.27	106.76	94.87	90.36	78.21	72.20	53.04	55.35	84.60	54.34	50.63	51.49	111.38	104.79	106.24	111.52	91.26	74.88	43.01	74 / 80
Percent Forecast	1.51	2.11	2.64	2.73	3.12	2.44	2.01	1.79	1.16	0.71	1.32	1.90	2.74	3.25	3.48	3.51	3.86	3.68	2.81	2.69	2.40	1.90	2.40	3.01	
RTLoad	80.016	78.17	77.637	77.867	79.811	84.757	93.745	99.392	98.849	97.318	96.444	95.621	95.143	94.649	93.948	93.768	95.856	102.03	104.76	104	102.04	98.233	92.973	87.1	



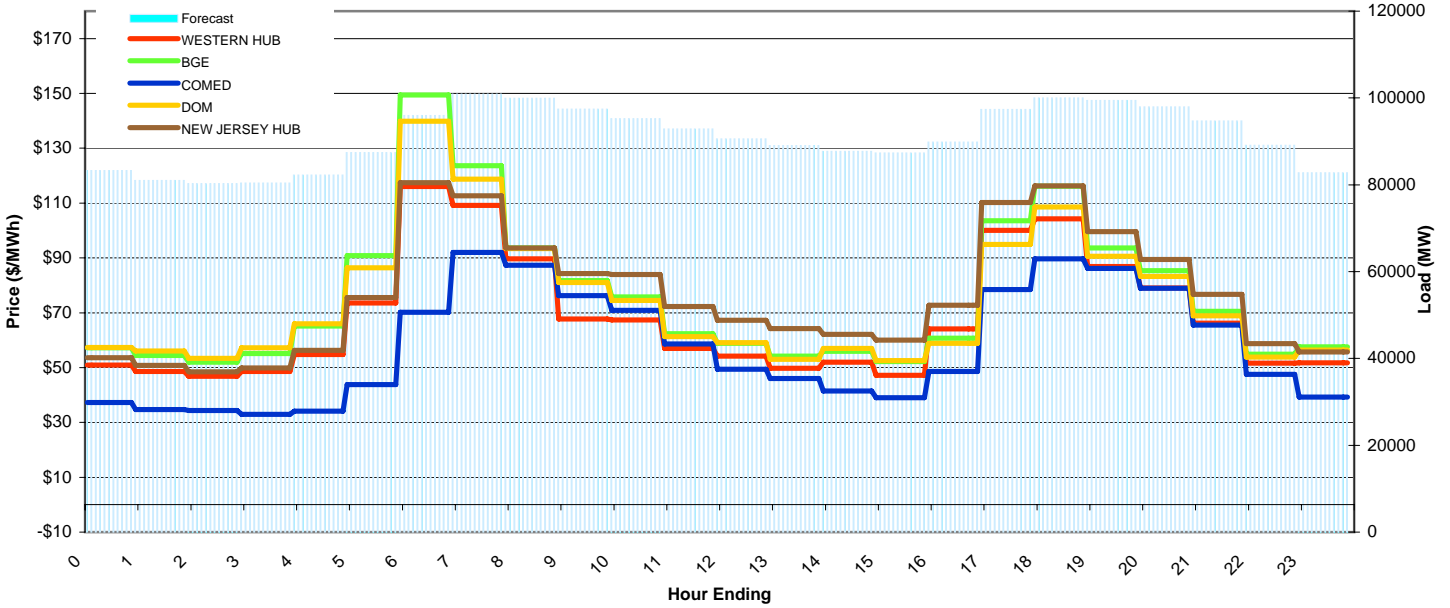
PJM Daily Report

Data for 16-Jan-2008

Price Color Codes: ≤0 ≥100 ≥200

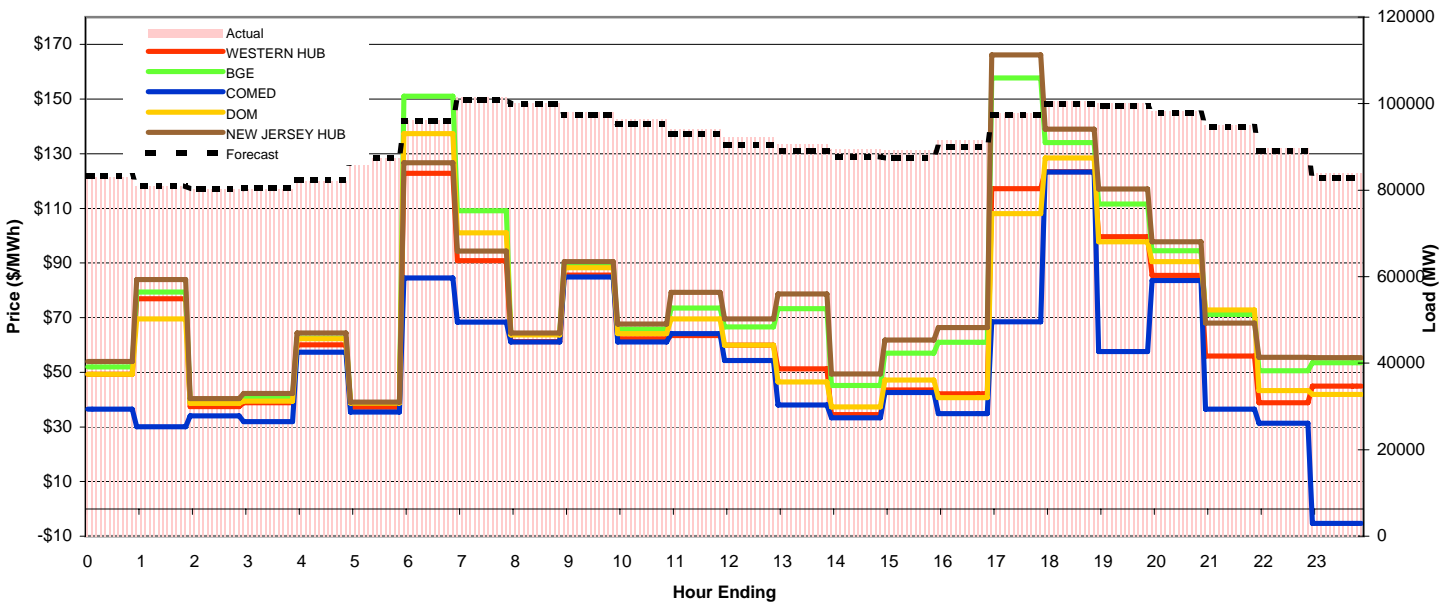
Day-Ahead Prices and Forecast Load

	HE1	HE2	HE3	HE4	HE5	HE6	HE7	HE8	HE9	HE10	HE11	HE12	HE13	HE14	HE15	HE16	HE17	HE18	HE19	HE20	HE21	HE22	HE23	HE24	avg all/peak
WESTERN HUB	50.87	48.59	46.81	48.57	54.74	73.51	116.01	109.21	89.72	67.73	67.37	56.95	54.13	49.79	52.01	47.24	64.07	100.00	104.27	86.84	79.03	66.21	51.57	51.78	68 / 72
BGE	57.21	54.424	52.02	55.076	65.169	90.825	149.46	123.58	93.613	81.707	75.831	62.402	58.818	54.213	55.892	52.238	60.75	103.52	116.18	93.622	85.324	70.513	54.832	57.609	76 / 78
COMED	37.216	34.751	34.376	32.951	34.166	43.769	70.216	92.025	87.323	76.287	70.866	58.57	49.433	46.076	41.495	39.066	48.573	78.449	89.725	86.148	78.914	65.474	47.582	39.219	58 / 66
DOM	57.343	56.1	53.366	57.205	66.016	86.389	139.8	118.77	93.357	81.056	74.552	61.326	59.114	53.052	56.977	52.601	58.883	94.893	108.53	90.634	83.285	68.902	53.882	56.398	74 / 76
NEW JERSEY HUB	53.61	50.86	48.51	49.89	56.29	75.51	117.46	112.66	93.63	84.35	83.98	72.28	67.29	64.17	62.18	60.00	72.75	110.18	116.25	99.55	89.46	76.72	58.74	55.69	76 / 83
DA Forecast	83.3	81.0	80.3	80.4	82.2	87.4	96.0	100.9	100.0	97.4	95.3	92.9	90.6	89.0	87.7	87.3	89.9	97.4	100.1	99.4	98.0	94.7	89.2	82.8	91 / 94



Preliminary Real-Time Prices with Forecasted and Actual System Load

	HE1	HE2	HE3	HE4	HE5	HE6	HE7	HE8	HE9	HE10	HE11	HE12	HE13	HE14	HE15	HE16	HE17	HE18	HE19	HE20	HE21	HE22	HE23	HE24	avg all/peak
WESTERN HUB	49.32	76.92	37.47	38.90	60.06	37.22	122.85	90.81	61.27	85.61	62.23	63.39	59.93	51.29	34.51	43.54	42.18	117.27	123.39	99.68	85.51	55.90	38.82	44.90	66 / 70
BGE	52.008	79.326	39.131	40.823	62.454	38.867	151.08	109.16	64.106	89.397	65.803	73.51	66.657	73.305	45.121	57.022	60.982	157.78	134.07	111.54	94.465	71.136	50.527	53.504	77 / 83
COMED	36.537	30.051	34.039	31.921	57.339	35.406	84.501	68.331	61.083	84.845	61.158	64.178	54.291	37.976	33.295	42.538	34.88	68.437	123.27	57.595	83.556	36.481	31.333	-5.356	52 / 59
DOM	49.273	69.56	38.624	39.462	62.285	38.788	137.37	101.05	63.625	88.259	64.124	69.529	59.875	46.471	37.379	47.203	40.777	108.05	128.44	97.821	90.545	72.873	43.335	41.874	68 / 72
NEW JERSEY HUB	53.94	83.93	40.32	42.26	64.39	39.11	126.68	94.41	64.33	90.56	67.72	79.27	69.51	78.65	49.36	61.86	66.34	166.18	138.98	117.05	97.80	68.06	55.46	55.35	78 / 85
Percent Forecast	-0.45	0.05	0.07	-0.12	-0.02	0.03	0.25	0.52	0.11	0.67	1.19	1.48	1.73	1.91	1.93	2.18	1.74	0.39	0.64	0.74	0.40	0.44	0.68	1.49	
RTLoad	82.901	81.041	80.306	80.345	82.22	87.41	96.22	101.4	100.09	98.081	96.404	94.283	92.153	90.765	89.464	89.283	91.484	97.751	100.7	100.17	98.387	95.133	89.761	84.055	



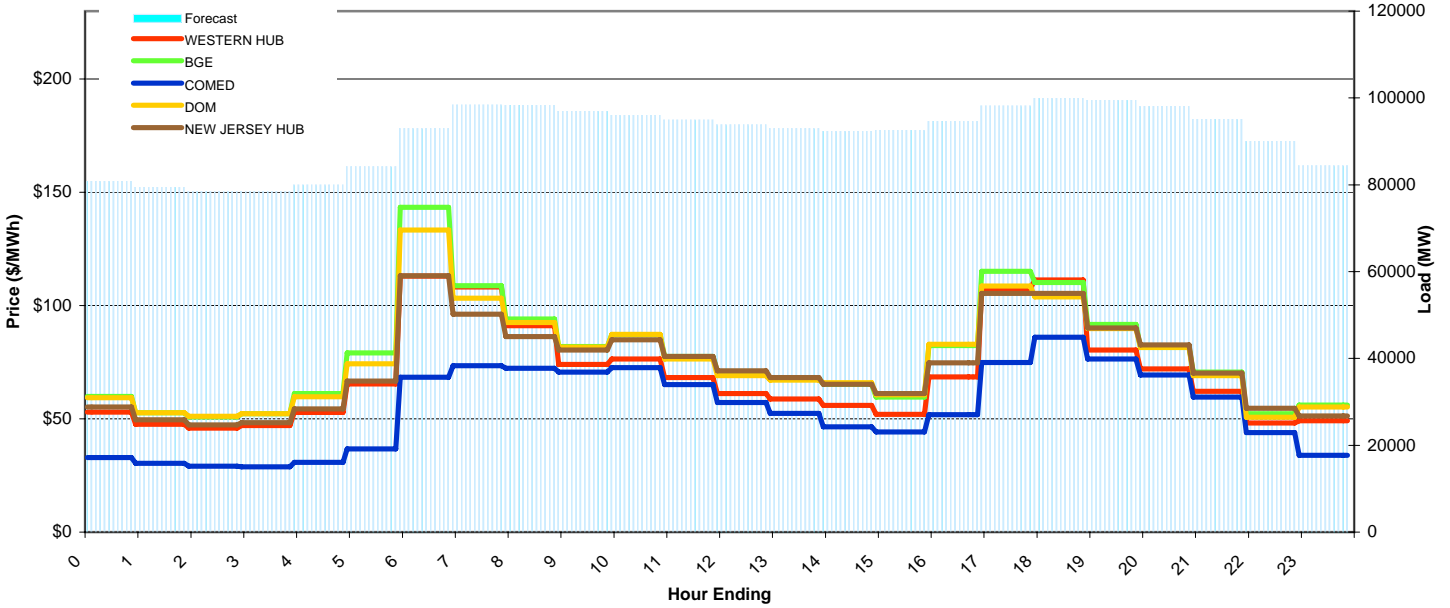
PJM Daily Report

Data for 17-Jan-2008

Price Color Codes: ≤0 ≥100 ≥200

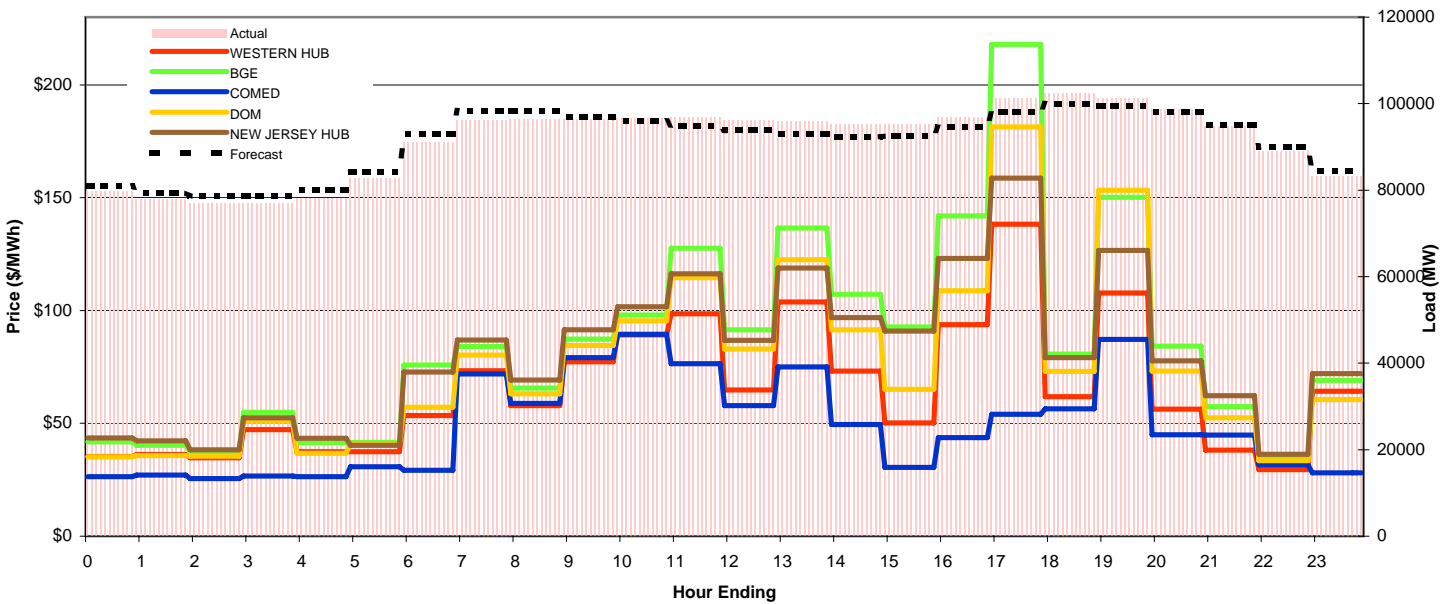
Day-Ahead Prices and Forecast Load

	HE1	HE2	HE3	HE4	HE5	HE6	HE7	HE8	HE9	HE10	HE11	HE12	HE13	HE14	HE15	HE16	HE17	HE18	HE19	HE20	HE21	HE22	HE23	HE24	avg all/peak
WESTERN HUB	52.92	47.56	45.86	47.01	52.77	65.40	113.08	108.16	91.19	74.04	76.39	68.18	61.21	58.75	55.93	51.97	68.55	107.56	111.35	80.42	72.10	62.21	48.21	49.18	70 / 75
BGE	59.953	52.743	50.852	52.207	61.175	79.093	143.34	108.72	94.026	82.004	87.101	77.62	70.95	67.78	65.211	59.572	82.418	115.14	110.18	91.673	81.494	70.673	52.327	56.051	78 / 82
COMED	32.891	30.393	29.042	28.779	30.735	36.749	68.417	73.44	72.322	70.64	72.681	65.197	57.231	52.476	46.41	44.248	51.867	74.913	85.991	76.381	69.38	59.565	43.987	33.944	54 / 64
DOM	59.276	52.639	51.076	52.233	59.718	74.259	133.33	103.31	92.499	81.706	87.354	76.42	69.074	67.043	65.973	60.615	82.995	108.71	103.86	89.808	81.488	69.065	50.693	55.266	76 / 81
NEW JERSEY HUB	55.28	49.56	47.38	48.31	54.45	66.72	113.12	96.20	86.34	80.45	84.88	77.50	71.18	68.21	65.30	61.17	74.67	105.36	105.37	90.16	82.64	70.28	54.61	51.31	73 / 80
DA Forecast	80.9	79.4	78.6	78.6	79.9	84.1	92.9	98.4	98.2	97.0	96.1	94.9	93.8	93.0	92.3	92.5	94.6	98.2	100.0	99.5	98.0	95.1	90.0	84.4	91 / 96



Preliminary Real-Time Prices with Forecasted and Actual System Load

	HE1	HE2	HE3	HE4	HE5	HE6	HE7	HE8	HE9	HE10	HE11	HE12	HE13	HE14	HE15	HE16	HE17	HE18	HE19	HE20	HE21	HE22	HE23	HE24	avg all/peak
WESTERN HUB	35.30	36.14	34.76	47.18	37.49	37.45	53.40	73.34	57.82	77.33	89.13	98.59	64.81	103.74	73.19	50.20	93.72	138.19	61.84	107.83	56.31	38.09	29.49	64.19	65 / 76
BGE	41.81	40.317	37.469	54.855	41.364	41.535	75.908	84.037	65.606	87.37	98.004	127.64	91.529	136.57	107.23	92.719	141.95	218	80.718	150.2	84.23	57.406	34.649	69.058	86 / 104
COMED	26.311	27.038	25.564	26.612	26.304	30.803	29.145	71.926	58.883	79.076	89.485	76.36	57.895	75.067	49.551	30.557	43.661	54.042	56.44	87.255	44.955	44.83	31.669	28.045	49 / 59
DOM	35.122	35.753	35.397	50.973	36.738	40.689	57.131	80.221	63.056	84.471	95.421	114.63	82.933	122.54	91.434	65.083	108.77	181.3	73.088	153.36	73.239	52.496	33.481	60.566	76 / 92
NEW JERSEY HUB	43.56	42.22	38.33	52.46	43.34	40.24	72.74	86.88	69.19	91.45	101.73	116.31	86.74	118.87	96.79	90.85	123.03	158.61	79.09	126.65	77.69	62.19	36.35	72.00	80 / 95
Percent Forecast	-1.41	-2.06	-2.26	-2.19	-2.24	-1.70	-2.13	-2.23	-1.92	-0.66	0.65	1.96	2.53	2.95	3.10	2.85	2.28	2.92	2.43	1.74	0.66	-0.32	-1.27	-1.34	
RTLoad	79.759	77.796	76.869	76.889	78.194	82.737	91.014	96.234	96.399	96.334	96.682	96.797	96.272	95.794	95.252	95.214	96.783	101.11	102.44	101.22	98.689	94.766	88.902	83.305	



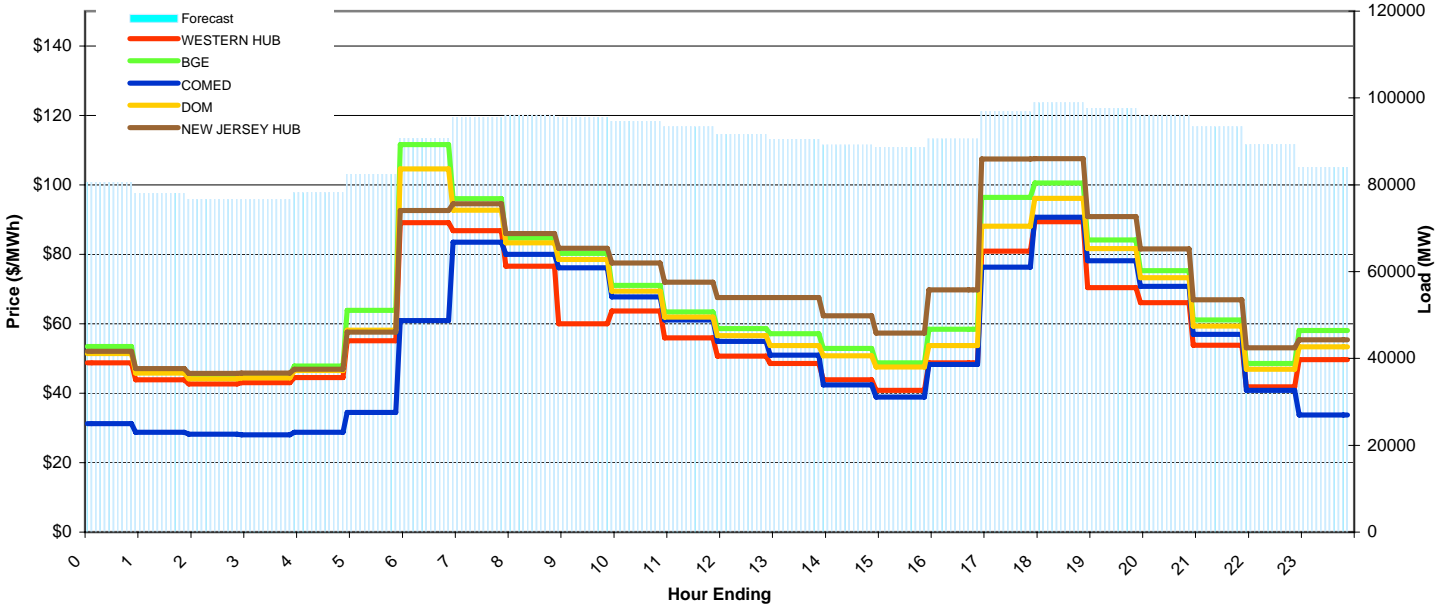
PJM Daily Report

Data for 18-Jan-2008

Price Color Codes: ≤0 ≥100 ≥200

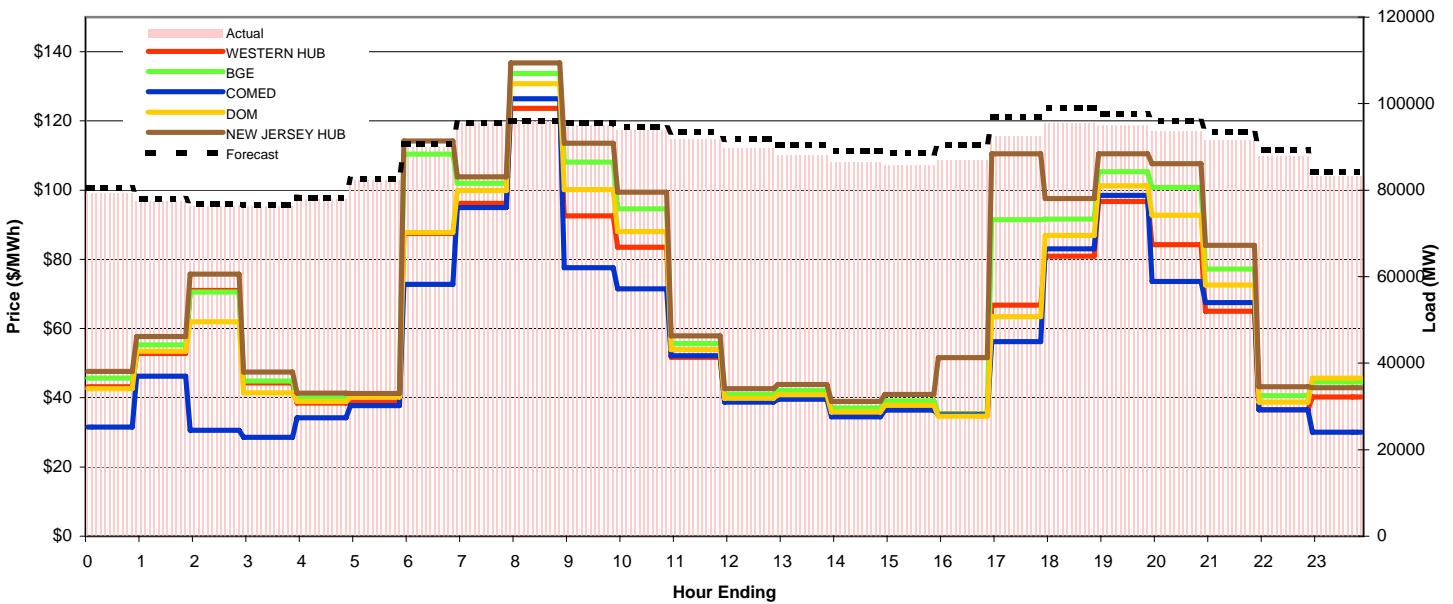
Day-Ahead Prices and Forecast Load

	HE1	HE2	HE3	HE4	HE5	HE6	HE7	HE8	HE9	HE10	HE11	HE12	HE13	HE14	HE15	HE16	HE17	HE18	HE19	HE20	HE21	HE22	HE23	HE24	avg all/peak
WESTERN HUB	48.74	43.88	42.64	43.03	44.53	55.05	89.13	86.80	76.53	60.00	63.69	55.90	50.64	48.58	43.85	40.85	48.78	80.87	89.36	70.36	66.10	53.82	41.82	49.70	58 / 61
BGE	53.395	46.539	44.862	45.149	47.81	63.806	111.61	95.999	84.671	80.215	71.044	63.349	58.579	57.139	52.924	48.698	58.453	96.355	100.53	84.16	75.253	61.11	48.56	58.077	67 / 71
COMED	31.27	28.777	28.18	28.052	28.781	34.486	60.866	83.466	79.953	76.096	67.744	61.131	54.942	50.937	42.341	38.926	48.237	76.308	90.634	78.147	70.742	56.946	40.838	33.692	54 / 64
DOM	51.428	45.82	44.095	44.407	46.555	58.104	104.54	92.674	83.301	78.535	69.378	61.897	56.583	53.733	50.791	47.576	53.684	88.055	96.125	81.643	73.229	59.317	46.874	53.332	64 / 68
NEW JERSEY HUB	52.09	47.04	45.71	45.79	46.94	57.58	92.60	94.54	85.97	81.70	77.48	71.97	67.50	67.51	62.31	57.33	69.73	107.47	107.50	90.82	81.58	66.86	53.11	55.38	70 / 78
DA Forecast	80.6	78.0	76.8	76.6	78.2	82.5	90.7	95.5	96.0	95.5	94.6	93.4	91.7	90.4	89.2	88.6	90.6	96.8	98.9	97.6	95.9	93.4	89.3	84.1	89 / 94



Preliminary Real-Time Prices with Forecasted and Actual System Load

	HE1	HE2	HE3	HE4	HE5	HE6	HE7	HE8	HE9	HE10	HE11	HE12	HE13	HE14	HE15	HE16	HE17	HE18	HE19	HE20	HE21	HE22	HE23	HE24	avg all/peak
WESTERN HUB	43.16	52.76	70.99	44.32	38.46	38.70	87.52	96.17	123.67	92.59	83.53	51.74	39.14	40.30	35.22	37.45	35.46	66.80	80.94	96.71	84.29	65.05	36.54	40.18	62 / 67
BGE	45.73	55.336	70.538	44.865	39.995	40.609	110.39	101.99	133.69	108.12	94.566	55.662	40.953	42.068	37.105	39.097	35.349	91.43	91.602	105.35	100.85	77.249	40.619	44.547	69 / 75
COMED	31.564	46.239	30.613	28.557	34.224	37.697	72.742	95.008	126.42	77.576	71.473	52.191	38.715	39.59	34.528	36.465	35.009	56.229	83.032	98.484	73.632	67.542	36.494	30.073	56 / 64
DOM	42.673	53.429	61.973	41.45	38.895	40.25	87.755	99.863	130.75	100.11	88.047	53.933	39.884	40.88	35.89	37.836	34.676	63.429	86.911	101.28	92.753	72.563	38.79	45.672	64 / 70
NEW JERSEY HUB	47.62	57.69	75.73	47.46	41.37	41.23	114.18	103.84	136.75	113.55	99.41	57.91	42.59	43.87	38.93	40.98	51.63	110.52	97.59	110.50	107.67	84.04	43.16	42.87	73 / 80
Percent Forecast	-1.71	-0.80	-0.57	-0.28	-0.48	-0.31	-0.89	-0.21	-0.16	-0.59	-0.84	-1.85	-2.34	-2.82	-3.09	-3.40	-4.23	-4.67	-3.55	-2.85	-2.49	-2.06	-1.65	-0.97	
RTLoad	79.249	77.393	76.33	76.369	77.866	82.233	89.951	95.338	95.829	94.94	93.781	91.664	89.615	87.967	86.5	85.711	86.909	92.521	95.516	94.886	93.608	91.493	87.804	83.309	



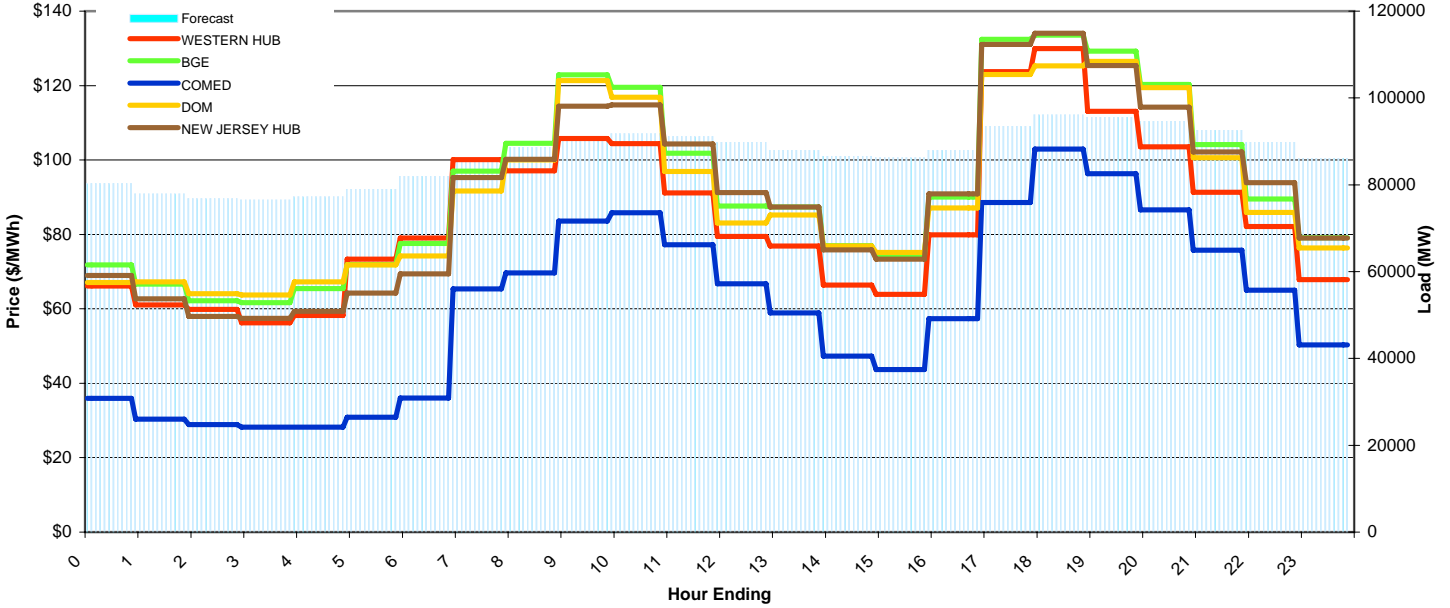
PJM Daily Report

Data for 19-Jan-2008

Price Color Codes: ≤0 ≥100 ≥200

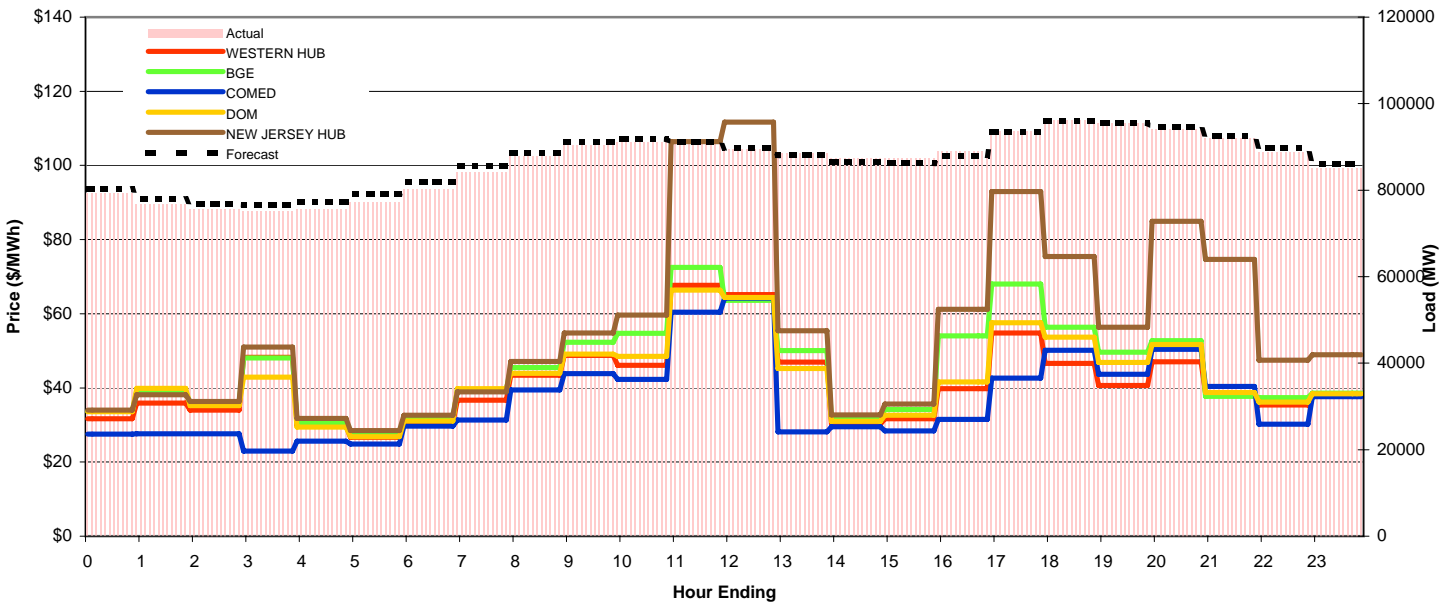
Day-Ahead Prices and Forecast Load

	HE1	HE2	HE3	HE4	HE5	HE6	HE7	HE8	HE9	HE10	HE11	HE12	HE13	HE14	HE15	HE16	HE17	HE18	HE19	HE20	HE21	HE22	HE23	HE24	avg all/peak
WESTERN HUB	66.17	61.06	59.82	56.23	58.23	73.34	79.04	100.14	97.10	105.81	104.39	91.17	79.43	76.85	66.42	63.87	79.90	123.73	129.94	113.06	103.51	91.36	82.09	67.89	85 / 94
BGE	71.841	66.622	62.136	61.663	65.4	71.849	77.601	97.004	104.46	122.87	119.56	101.85	87.664	87.383	76.941	74.238	90.061	132.45	133.59	129.22	120.29	104.1	89.538	79.141	93 / 104
COMED	35.915	30.341	28.913	28.229	28.221	30.893	36.06	85.334	69.66	83.611	85.789	77.198	66.717	58.9	47.3	43.712	57.37	88.57	102.91	96.34	86.624	75.801	65.002	50.345	60 / 73
DOM	67.042	67.214	64.062	63.753	67.256	71.809	74.209	91.628	100.04	121.35	116.9	96.938	83.053	85.226	76.906	75.193	87.092	122.94	125.26	126.52	119.46	100.65	85.89	76.325	90 / 101
NEW JERSEY HUB	68.97	62.69	57.99	57.44	59.37	64.22	69.36	95.25	100.22	114.47	114.83	104.33	91.23	87.37	75.83	73.32	90.86	131.10	134.08	125.41	114.22	102.16	93.93	78.99	90 / 103
DA Forecast	80.3	77.9	76.8	76.5	77.2	79.0	81.9	85.6	88.7	91.2	91.8	91.1	89.8	88.0	86.6	86.2	88.0	93.5	96.1	95.5	94.6	92.6	89.8	86.1	87 / 91



Preliminary Real-Time Prices with Forecasted and Actual System Load

	HE1	HE2	HE3	HE4	HE5	HE6	HE7	HE8	HE9	HE10	HE11	HE12	HE13	HE14	HE15	HE16	HE17	HE18	HE19	HE20	HE21	HE22	HE23	HE24	avg all/peak
WESTERN HUB	31.67	35.87	34.00	48.28	29.83	26.63	30.54	36.71	43.44	48.77	46.13	67.71	65.17	46.98	30.21	31.64	39.78	54.84	46.62	40.63	47.04	38.66	35.38	37.81	41 / 45
BGE	33.68	39.066	35.743	48.07	30.623	27.627	31.796	39.434	45.449	52.341	54.755	72.539	63.639	50.055	31.649	34.161	54.068	67.978	56.385	49.59	52.719	37.712	37.354	38.576	45 / 50
COMED	27.496	27.591	27.625	22.962	25.676	24.877	29.684	31.328	39.454	43.853	42.267	60.437	64.235	28.159	29.509	28.386	31.506	42.62	50.163	43.644	50.43	40.375	30.232	37.627	37 / 41
DOM	33.6	39.838	35.173	42.905	29.435	26.834	31.057	39.748	43.92	49.151	48.469	66.406	64.359	45.203	30.988	32.654	41.603	57.611	53.701	46.898	51.691	38.742	36.149	38.438	43 / 47
NEW JERSEY HUB	33.99	38.13	36.38	51.02	31.80	28.50	32.66	38.96	47.13	54.81	59.65	106.46	111.71	55.37	32.74	35.61	61.21	92.97	75.46	56.38	84.93	74.66	47.50	48.91	56 / 65
Percent Forecast	-1.47	-1.57	-1.57	-2.03	-2.32	-2.40	-2.22	-1.83	-1.06	-1.00	-0.83	-0.61	-0.44	0.47	0.93	1.39	1.26	0.07	-0.04	-0.03	-0.58	-0.62	-1.18	-1.18	
RTLoad	79.129	76.7	75.59	74.983	75.471	77.17	80.163	84.052	87.726	90.309	91.04	90.579	89.395	88.453	87.396	87.42	89.088	93.556	96.075	95.469	94.084	91.988	88.801	85.128	



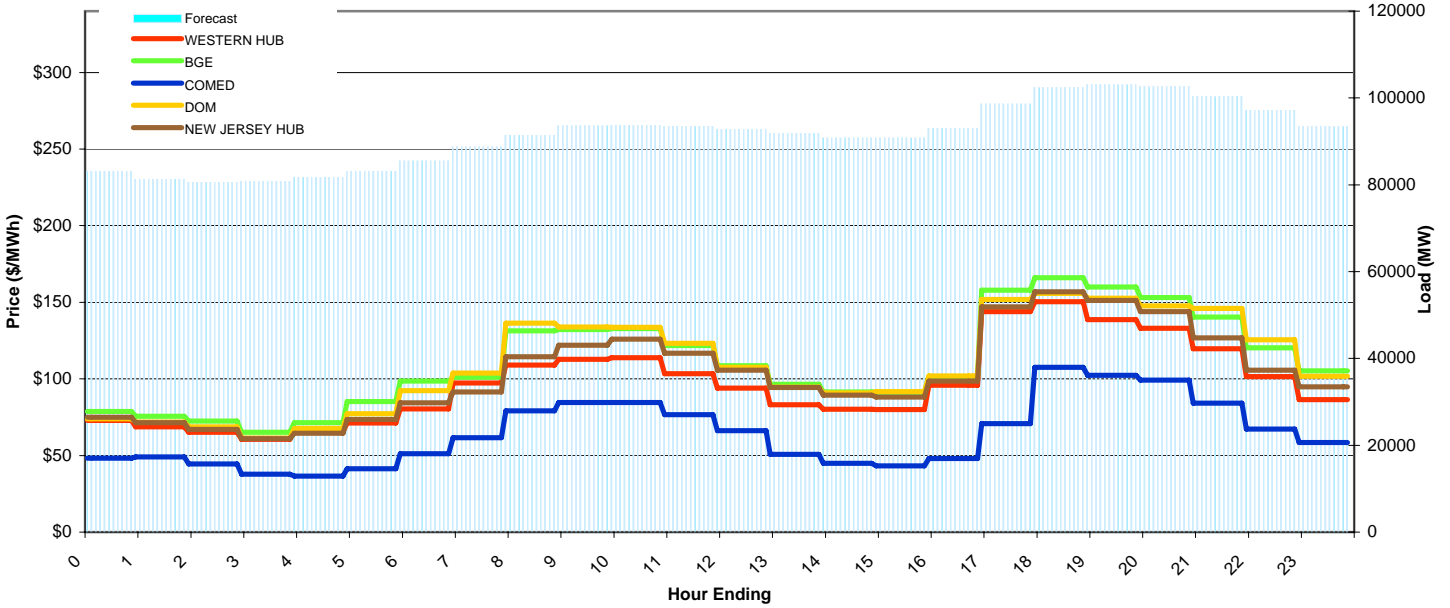
PJM Daily Report

Data for 20-Jan-2008

Price Color Codes: ≤0 ≥100 ≥200

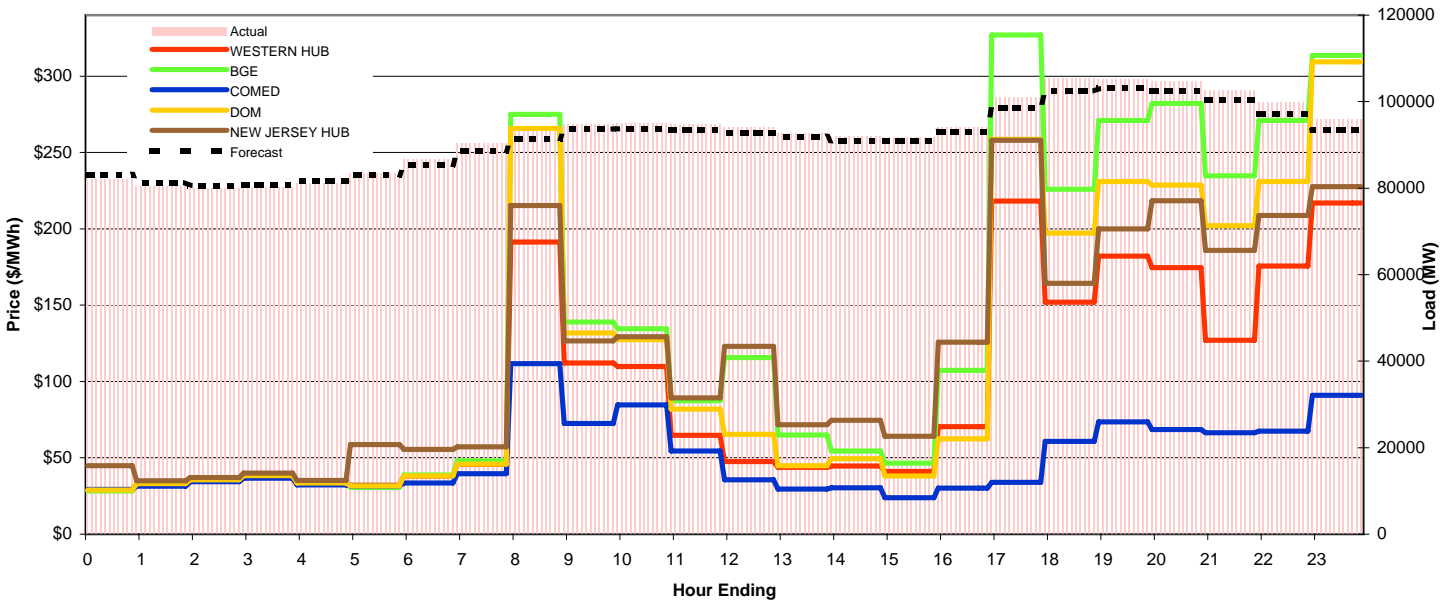
Day-Ahead Prices and Forecast Load

	HE1	HE2	HE3	HE4	HE5	HE6	HE7	HE8	HE9	HE10	HE11	HE12	HE13	HE14	HE15	HE16	HE17	HE18	HE19	HE20	HE21	HE22	HE23	HE24	avg all/peak
WESTERN HUB	72.98	68.78	65.11	60.63	65.61	71.29	80.50	97.23	109.02	112.68	113.82	103.46	94.02	83.16	80.13	79.93	95.92	143.98	150.47	138.65	133.03	119.67	101.45	86.38	97 / 110
BGE	78.711	75.569	72.432	65.22	71.349	85.217	98.473	100.99	131.39	132.12	132.81	121.83	108.62	96.403	91.451	91.241	101.47	157.83	165.97	160.07	153.08	140.42	120.39	105.28	111 / 125
COMED	48.17	49.012	44.534	37.724	36.582	41.363	51.14	61.663	79.129	84.65	84.556	76.641	66.233	50.794	44.89	43.205	48.11	70.829	107.49	102.39	99.136	84.252	67.237	58.401	64 / 73
DOM	73.843	71.887	68.769	61.428	67.618	77.217	92.271	103.86	136.31	133.83	133.72	123.12	107.5	94.604	90.843	91.715	101.83	151.76	155.88	152.76	147.57	145.97	125.41	101.76	109 / 125
NEW JERSEY HUB	75.00	71.32	67.02	60.89	64.54	73.60	84.43	91.50	114.54	121.87	126.04	116.66	105.68	94.48	89.45	88.14	98.54	147.11	156.89	151.23	143.88	126.75	105.64	94.74	103 / 117
DA Forecast	83.1	81.3	80.6	80.8	81.7	83.1	85.5	88.7	91.4	93.6	93.8	93.5	92.8	91.9	90.8	90.8	93.1	98.7	102.4	103.1	102.6	100.4	97.2	93.4	91 / 95



Preliminary Real-Time Prices with Forecasted and Actual System Load

	HE1	HE2	HE3	HE4	HE5	HE6	HE7	HE8	HE9	HE10	HE11	HE12	HE13	HE14	HE15	HE16	HE17	HE18	HE19	HE20	HE21	HE22	HE23	HE24	avg all/peak
WESTERN HUB	28.83	32.30	34.88	37.48	32.78	32.02	38.21	45.61	191.29	112.17	109.82	64.70	47.63	43.76	44.60	40.99	70.42	218.18	151.89	182.06	174.56	127.08	175.72	216.94	94 / 113
BGE	28.356	33.527	36.134	38.825	34.063	30.643	38.732	47.959	275	139.04	134.6	87.378	115.69	64.944	54.414	46.62	107.42	326.99	225.96	271.09	282.12	234.87	271.14	313.52	135 / 168
COMED	29.243	31.452	34.436	36.675	32.363	31.576	33.533	39.539	111.64	72.457	84.79	54.457	35.67	29.641	30.437	23.982	30.243	33.956	60.868	73.645	68.553	66.528	67.489	90.894	50 / 55
DOM	28.874	33.04	35.718	38.282	33.61	31.58	38.197	45.977	265.74	131.79	127.36	81.971	65.461	44.863	49.406	38.061	62.396	258.58	197.35	231.02	228.65	201.99	231.02	309.42	117 / 141
NEW JERSEY HUB	44.76	34.93	37.18	40.06	35.11	58.72	55.46	57.29	215.20	126.56	129.39	89.20	122.96	71.78	74.54	64.22	125.73	258.06	164.33	199.90	218.33	185.98	208.82	227.69	119 / 145
Percent Forecast	-1.29	-1.07	-0.89	-0.80	-0.69	0.44	1.34	1.70	1.76	1.11	1.30	1.23	1.30	1.02	1.23	0.92	1.13	2.25	2.90	2.13	2.07	2.29	2.77	2.64	
RTLoad	82.017	80.422	79.866	80.121	81.111	83.422	86.635	90.262	93.085	94.701	94.993	94.685	94.04	92.808	91.967	91.672	94.123	100.92	105.48	105.3	104.73	102.7	99.957	95.907	



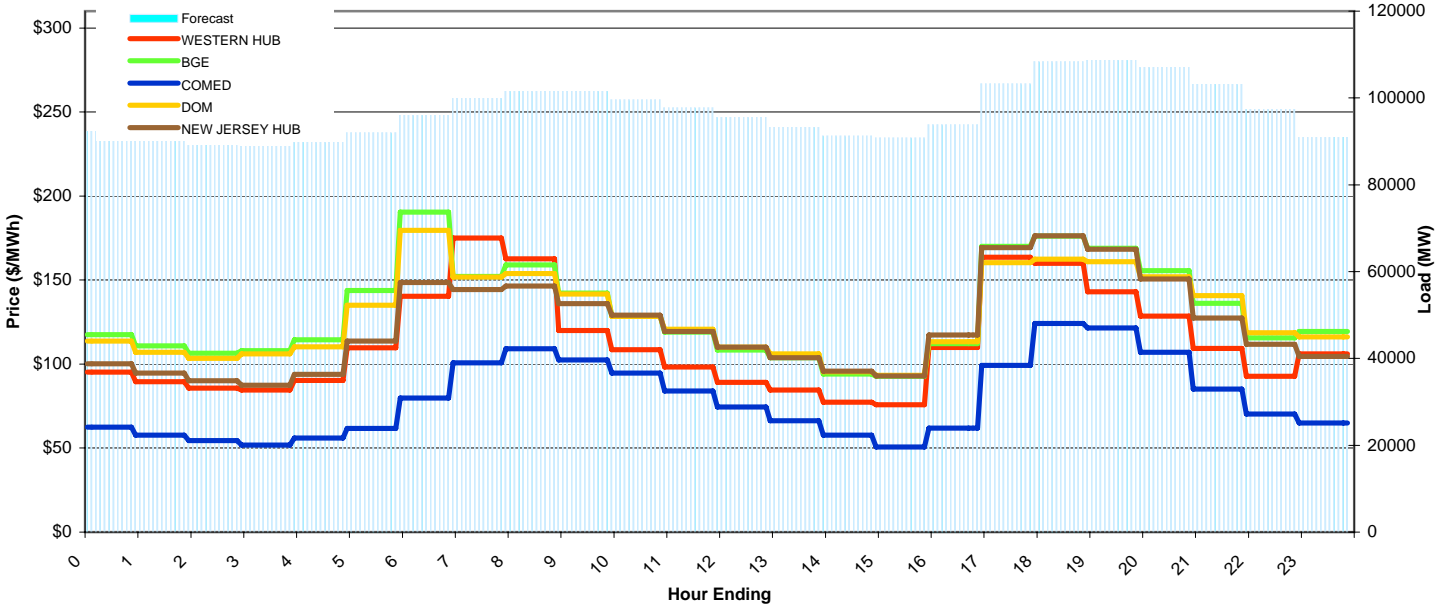
PJM Daily Report

Data for 21-Jan-2008

Price Color Codes: ≤0 ≥100 ≥200

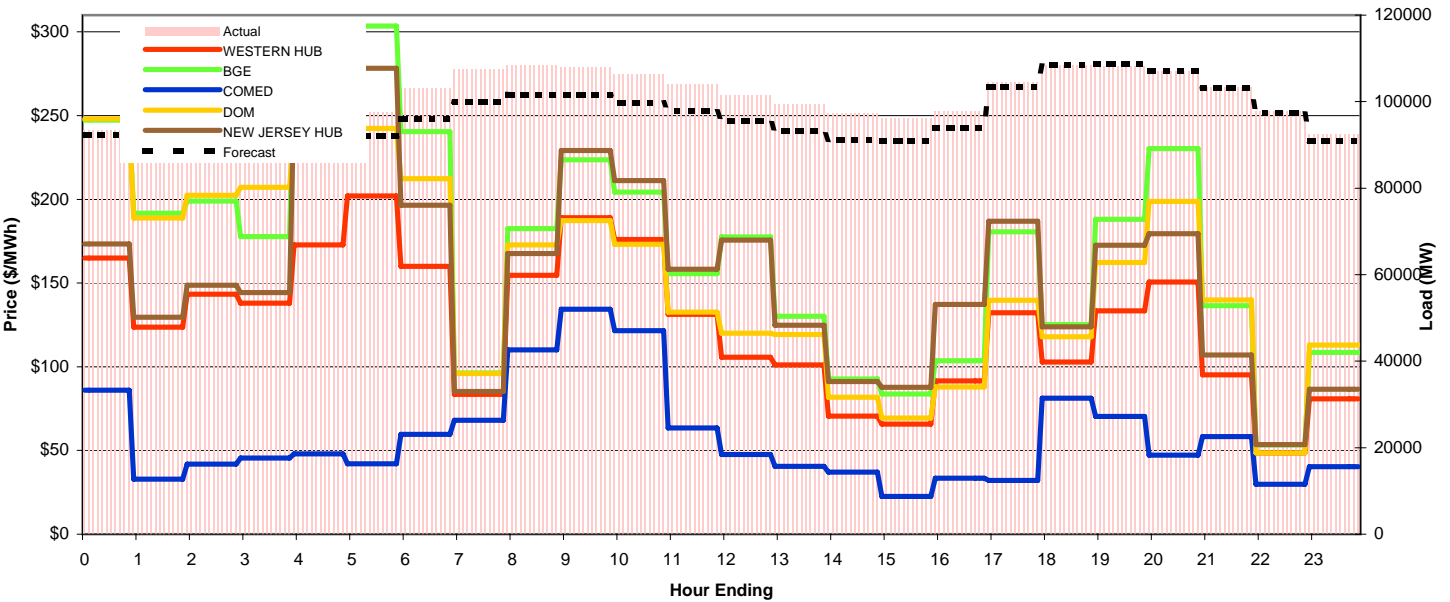
Day-Ahead Prices and Forecast Load

	HE1	HE2	HE3	HE4	HE5	HE6	HE7	HE8	HE9	HE10	HE11	HE12	HE13	HE14	HE15	HE16	HE17	HE18	HE19	HE20	HE21	HE22	HE23	HE24	avg all/peak
WESTERN HUB	95.14	89.52	85.71	84.54	90.27	109.73	140.42	175.00	162.54	120.00	108.50	98.28	89.12	84.47	77.38	75.71	109.91	163.62	159.89	143.00	128.61	109.25	92.72	105.98	112 / 119
BGE	117.42	110.86	106.44	108.02	114.42	143.77	190.41	152.14	158.99	142.22	128.68	119.01	108.4	103.83	94.008	92.742	112.25	169.98	176.19	168.91	155.58	136.21	115.55	119.41	131 / 133
COMED	62.393	57.72	54.51	51.804	56.039	61.64	79.798	100.73	109.2	102.39	94.584	84.029	74.543	66.328	57.708	50.7	61.944	99.178	124.2	121.49	106.98	85.173	70.181	64.968	79 / 88
DOM	113.69	107	103.43	105.99	110.29	135.07	179.64	151.86	153.95	141.64	128.25	120.74	110.06	106.1	95.448	93.273	113.25	160.33	162.45	161	151.89	140.77	118.7	116.06	128 / 132
NEW JERSEY HUB	100.13	94.58	90.08	87.35	93.84	113.62	148.62	144.27	146.48	135.97	129.04	119.47	110.02	103.87	95.76	93.01	117.34	169.38	176.29	168.35	150.68	127.30	111.85	104.51	122 / 131
DA Forecast	92.4	90.1	89.1	88.9	89.9	92.0	96.0	99.9	101.6	101.5	99.6	97.7	95.6	93.2	91.3	90.8	93.8	103.2	108.4	108.7	107.1	103.1	97.4	90.9	97 / 100



Preliminary Real-Time Prices with Forecasted and Actual System Load

	HE1	HE2	HE3	HE4	HE5	HE6	HE7	HE8	HE9	HE10	HE11	HE12	HE13	HE14	HE15	HE16	HE17	HE18	HE19	HE20	HE21	HE22	HE23	HE24	avg all/peak
WESTERN HUB	165.00	123.68	143.27	137.93	172.83	201.99	160.04	83.57	154.61	189.09	176.07	131.39	105.73	101.11	70.61	65.79	91.54	132.30	102.74	133.45	150.57	95.24	48.59	80.87	126 / 115
BGE	247.33	191.66	199.05	177.77	278.44	303.45	240.41	96.249	182.6	223.63	204.3	155.61	177.63	130.18	92.759	83.727	103.66	180.56	125.24	187.98	230.23	136.44	53.311	108.61	171 / 148
COMED	85.915	32.913	41.791	45.473	47.897	42.003	59.596	68.132	110.17	134.45	121.49	63.413	47.522	40.559	37.044	22.484	33.451	32.041	81.254	70.331	47.262	58.206	29.828	40.348	58 / 62
DOM	248.12	188.79	202.4	207.19	238.94	242.32	212.3	96.007	172.85	187.25	173.08	132.69	120.08	119.25	81.758	69.327	87.936	139.65	117.84	162.28	198.77	139.9	48.467	112.96	154 / 128
NEW JERSEY HUB	173.29	129.63	148.69	144.33	260.65	278.18	196.44	85.15	167.66	229.23	211.12	158.26	175.64	124.88	91.15	87.70	137.20	187.00	123.80	172.60	179.47	107.04	53.55	86.60	155 / 143
Percent Forecast	1.03	2.11	2.87	3.78	4.16	5.61	6.93	7.04	6.32	5.89	6.39	6.09	5.84	6.17	6.19	5.66	4.16	1.17	0.06	-0.47	-0.16	0.25	0.42	1.67	
RTLoad	93.312	92.035	91.703	92.347	93.771	97.431	103.15	107.47	108.42	107.85	106.41	104.05	101.5	99.341	97.277	96.261	97.9	104.46	108.43	108.21	106.95	103.37	97.788	92.448	



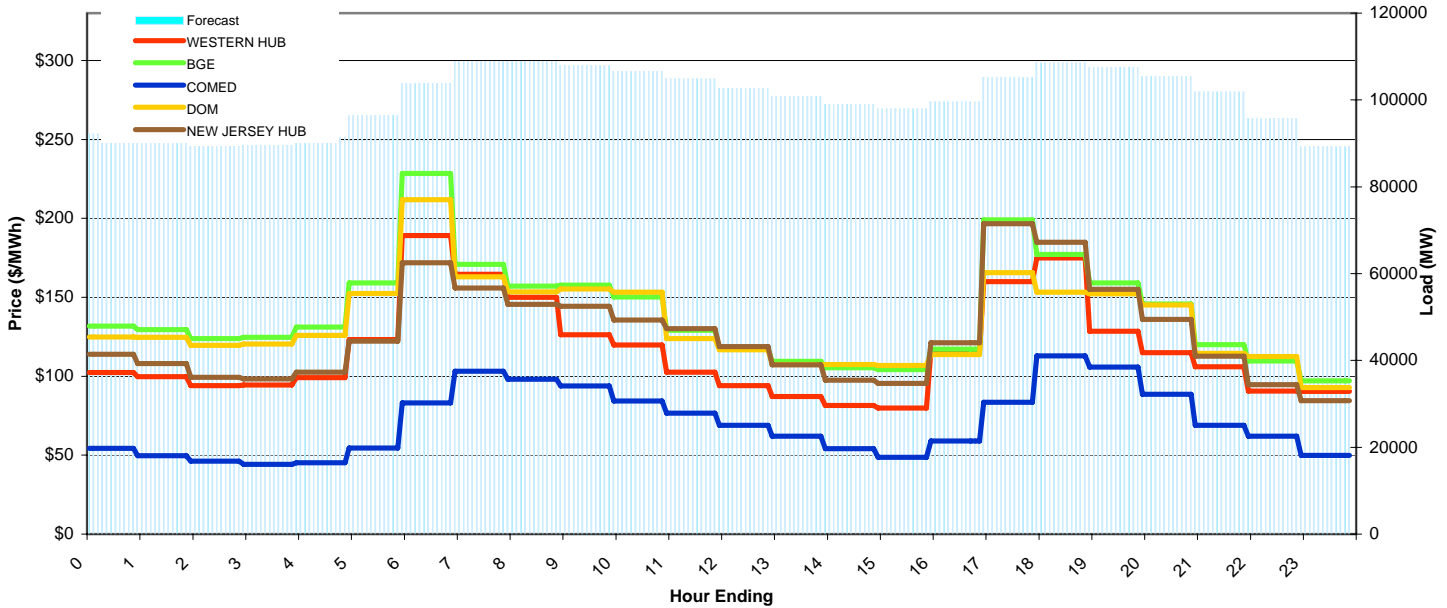
PJM Daily Report

Data for 22-Jan-2008

Price Color Codes: ≤0 ≥100 ≥200

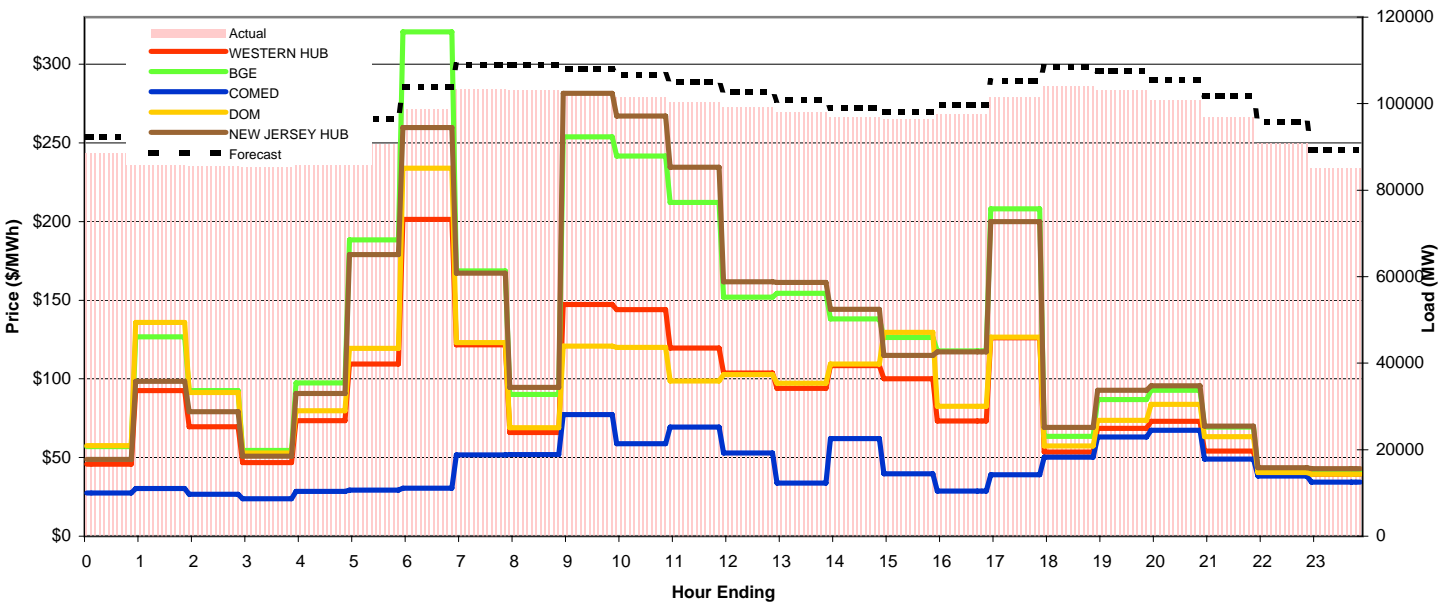
Day-Ahead Prices and Forecast Load

	HE1	HE2	HE3	HE4	HE5	HE6	HE7	HE8	HE9	HE10	HE11	HE12	HE13	HE14	HE15	HE16	HE17	HE18	HE19	HE20	HE21	HE22	HE23	HE24	avg all/peak
WESTERN HUB	102.31	99.72	94.13	94.48	99.10	123.20	189.12	164.66	150.00	126.19	119.79	102.51	94.00	87.07	81.54	79.82	116.14	160.00	175.00	128.54	114.85	106.09	90.56	90.44	116 / 119
BGE	131.76	129.6	123.89	124.62	131.08	159.18	228.36	170.96	157.18	157.77	150.21	129.22	117.18	109.44	105.31	104.13	117.14	198.99	177.18	159.08	145.68	119.93	109.67	97.037	140 / 139
COMED	54.325	49.713	46.196	44.191	45.209	54.434	83.042	103.19	98.191	93.913	84.33	76.575	68.971	61.943	54.144	48.646	58.894	83.511	112.93	105.8	88.589	68.827	61.953	49.815	71 / 79
DOM	124.88	124.56	119.66	120.35	125.9	152.34	211.74	162.96	153.5	155.2	153.15	123.88	116.73	107.52	107.35	106.91	113.79	165.59	153.22	152.26	145.09	114.5	112.59	92.932	134 / 134
NEW JERSEY HUB	113.82	108.12	99.32	98.38	102.53	122.16	171.81	155.90	145.48	144.39	135.68	130.17	118.73	107.20	97.51	95.47	121.21	196.61	184.86	154.97	136.01	112.76	94.71	84.53	126 / 133
DA Forecast	92.2	90.3	89.3	89.6	91.3	96.5	103.9	108.9	109.0	107.9	106.6	104.9	102.7	100.9	99.1	98.0	99.6	105.2	108.6	107.5	105.4	101.8	95.7	89.3	100 / 104



Preliminary Real-Time Prices with Forecasted and Actual System Load

	HE1	HE2	HE3	HE4	HE5	HE6	HE7	HE8	HE9	HE10	HE11	HE12	HE13	HE14	HE15	HE16	HE17	HE18	HE19	HE20	HE21	HE22	HE23	HE24	avg all/peak
WESTERN HUB	45.72	92.67	69.65	46.83	73.51	109.45	201.45	121.60	65.85	147.36	144.12	119.73	103.85	94.03	108.38	100.07	73.22	126.13	53.57	68.48	73.02	54.20	39.94	39.45	91 / 93
BGE	56.992	126.8	92.666	54.616	97.52	188.33	320.74	168.71	90.07	253.87	241.63	212.23	152.01	154.39	138.17	126.28	117.89	208.18	63.44	86.963	92.673	69.314	41.955	41.41	133 / 139
COMED	27.512	30.414	26.752	23.806	28.465	29.259	30.549	51.68	51.837	77.392	58.877	69.423	52.971	33.809	61.995	39.613	28.756	39.088	50.239	63.07	67.394	48.972	38.287	34.42	44 / 52
DOM	57.566	135.86	91.417	52.803	79.756	119.42	233.93	123.05	68.901	120.83	119.99	98.699	102.74	97.335	109.42	129.51	82.56	126.55	57.463	73.609	83.829	63.226	40.472	39.535	96 / 94
NEW JERSEY HUB	48.75	98.43	79.19	50.82	90.76	179.12	259.80	167.19	94.68	281.51	267.16	234.59	161.67	161.35	144.28	115.03	117.13	199.90	69.10	92.80	95.70	69.89	43.50	43.01	132 / 145
Percent Forecast	-4.27	-4.44	-4.58	-5.06	-5.72	-6.52	-5.23	-5.30	-5.78	-5.67	-5.19	-4.48	-3.48	-2.81	-2.20	-1.76	-2.12	-3.52	-4.42	-4.27	-4.64	-5.25	-5.35	-4.95	
RTLoad	88.47	86.458	85.432	85.282	86.406	90.555	98.72	103.46	103	102.14	101.38	100.4	99.238	98.107	96.938	96.299	97.513	101.6	103.96	103.09	100.73	96.758	90.881	85.088	



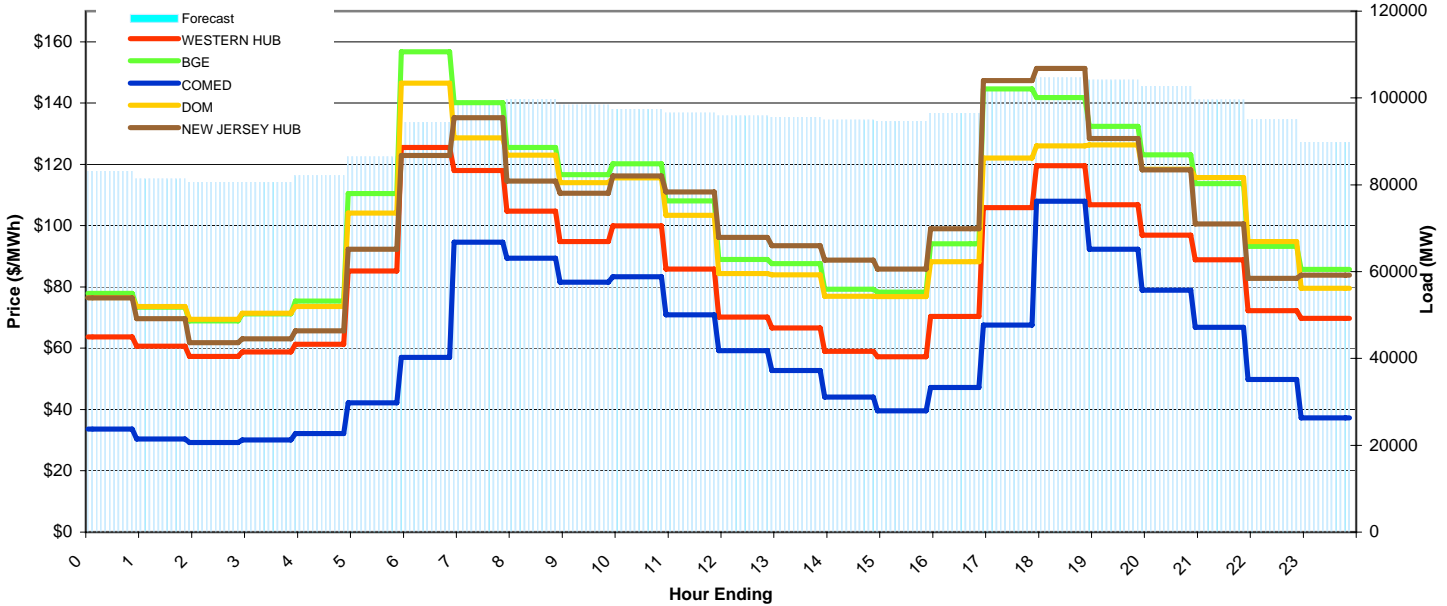
PJM Daily Report

Data for 23-Jan-2008

Price Color Codes: ≤0 ≥100 ≥200

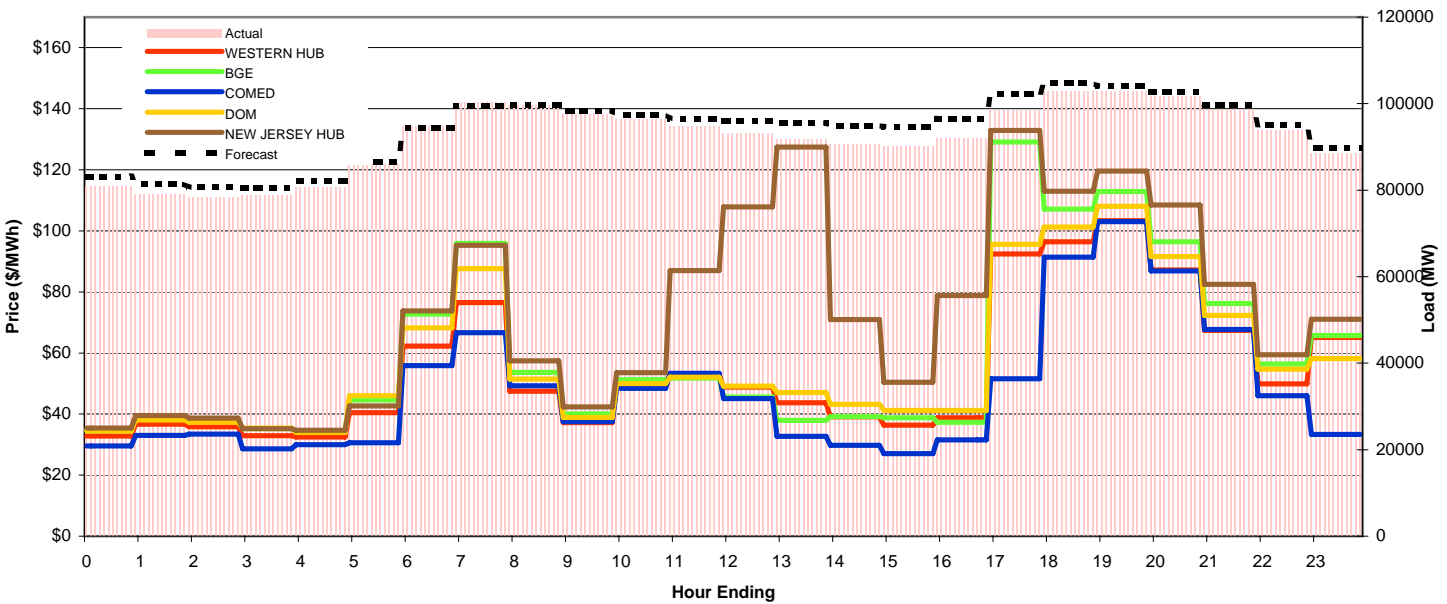
Day-Ahead Prices and Forecast Load

	HE1	HE2	HE3	HE4	HE5	HE6	HE7	HE8	HE9	HE10	HE11	HE12	HE13	HE14	HE15	HE16	HE17	HE18	HE19	HE20	HE21	HE22	HE23	HE24	avg all/peak
WESTERN HUB	63.73	60.67	57.30	58.84	61.31	85.26	125.49	118.00	104.74	94.81	99.95	85.87	70.21	66.59	59.05	57.20	70.34	105.84	119.57	106.86	96.87	88.82	72.29	69.75	83 / 89
BGE	77.9	73.426	68.87	71.24	75.401	110.46	156.76	140.16	125.52	116.61	120.16	108.06	88.999	87.59	79.223	78.311	94.039	144.58	141.77	132.37	123.1	113.73	93.221	85.698	104 / 112
COMED	33.591	30.366	29.251	30.024	32.119	42.162	57.053	94.639	89.345	81.548	83.381	70.867	59.257	52.717	44.086	39.531	47.194	67.521	108.01	92.287	78.912	66.864	49.827	37.325	59 / 70
DOM	76.52	73.638	69.477	71.471	73.591	104.13	146.55	128.66	123.04	114.01	115.64	103.38	84.426	84.005	76.911	76.862	88.203	122.1	126.07	126.39	118.38	115.67	94.805	79.596	100 / 106
NEW JERSEY HUB	76.40	69.63	61.86	63.08	65.65	92.32	122.88	135.19	114.59	110.59	116.18	111.03	96.14	93.45	88.75	85.82	98.98	147.33	151.31	128.48	118.17	100.54	82.82	83.88	101 / 111
DA Forecast	83.1	81.4	80.6	80.6	82.1	86.5	94.4	99.5	99.6	98.4	97.4	96.5	95.9	95.6	94.9	94.7	96.5	102.2	104.7	104.1	102.7	99.6	95.0	89.7	94 / 99



Preliminary Real-Time Prices with Forecasted and Actual System Load

	HE1	HE2	HE3	HE4	HE5	HE6	HE7	HE8	HE9	HE10	HE11	HE12	HE13	HE14	HE15	HE16	HE17	HE18	HE19	HE20	HE21	HE22	HE23	HE24	avg all/peak
WESTERN HUB	32.84	36.63	35.85	32.92	32.47	40.41	62.29	76.48	47.51	37.18	49.22	52.94	48.86	43.67	39.05	36.37	38.83	92.45	96.46	103.32	87.18	67.36	49.85	65.06	54 / 60
BGE	34.723	38.478	37.611	35.174	34.176	44.606	72.759	95.922	53.678	40.081	51.22	51.744	45.548	37.952	39.209	38.791	37.282	129.11	107.14	112.91	96.416	76.196	56.409	65.705	60 / 67
COMED	29.551	33.047	33.437	28.579	29.936	30.636	55.861	66.695	49.303	37.528	48.435	53.301	45.034	32.683	29.803	27.036	31.529	51.607	91.391	103.01	86.848	67.678	45.97	33.355	48 / 54
DOM	34.393	38.011	37.31	35.477	33.937	46.01	68.253	87.671	51.434	38.889	49.946	52.077	49.158	47.082	43.213	41.181	41.236	95.636	101.21	108.06	91.624	72.316	54.69	58.196	57 / 64
NEW JERSEY HUB	35.38	39.52	38.69	35.17	34.74	42.63	73.76	95.31	57.49	42.35	53.60	87.02	107.85	127.47	70.95	50.38	78.80	132.88	113.00	119.62	108.43	82.49	59.44	71.08	73 / 87
Percent Forecast	-2.71	-2.95	-2.87	-2.33	-1.87	-0.65	0.31	0.71	-0.15	-0.88	-1.12	-1.87	-3.04	-4.19	-4.83	-5.00	-4.78	-3.85	-1.73	-1.30	-0.85	-0.83	-1.32	-1.53	
RTLoad	80.954	79.042	78.395	78.741	80.638	85.925	94.669	100.23	99.489	97.569	96.347	94.76	93.065	91.767	90.541	90.159	92.069	98.376	102.9	102.79	101.82	98.776	93.746	88.393	



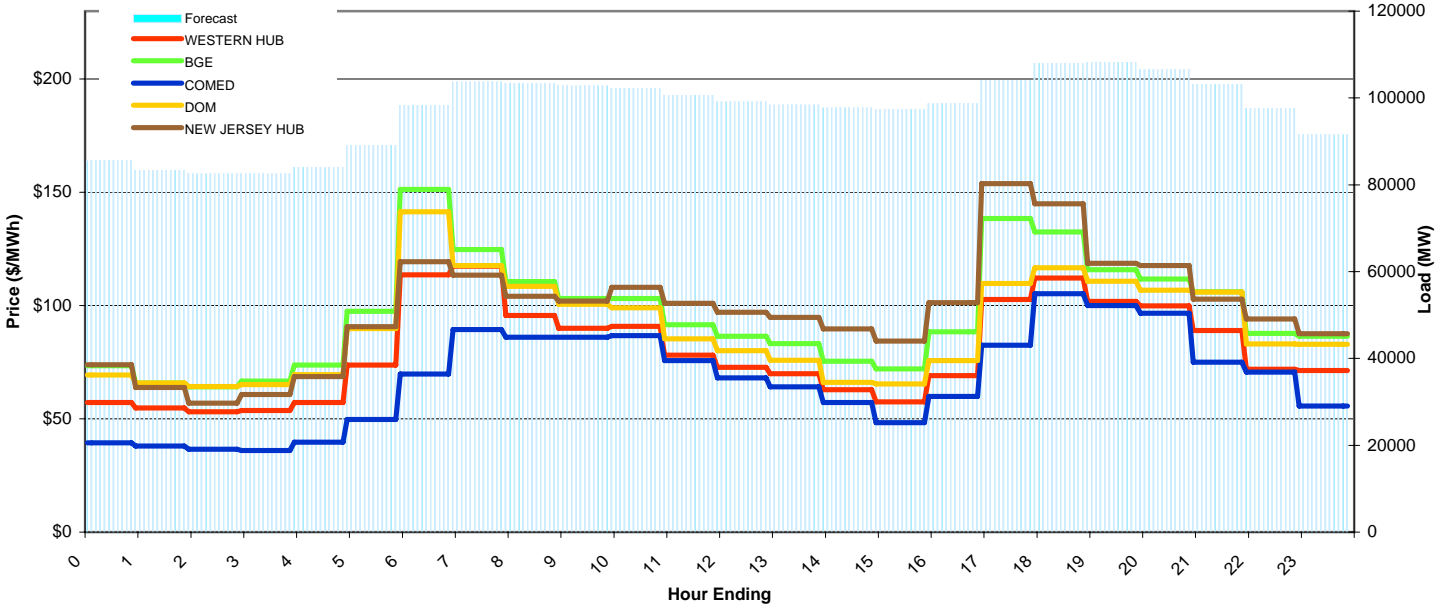
PJM Daily Report

Data for 24-Jan-2008

Price Color Codes: ≤0 ≥100 ≥200

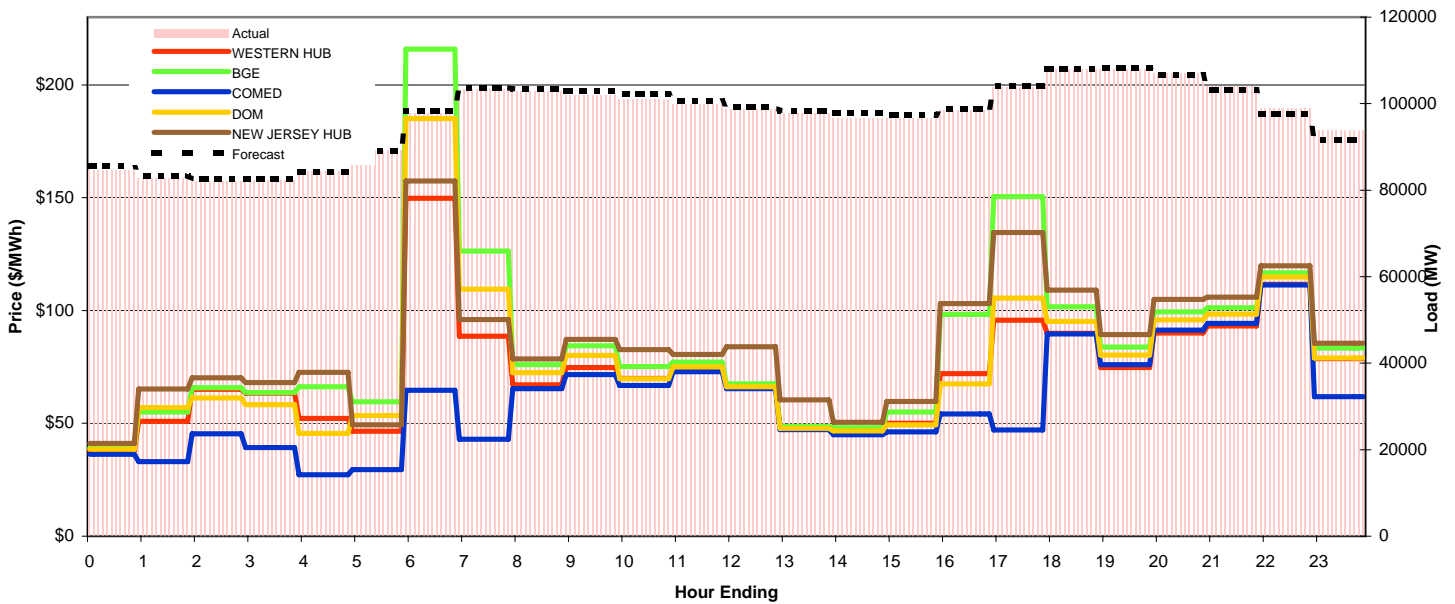
Day-Ahead Prices and Forecast Load

	HE1	HE2	HE3	HE4	HE5	HE6	HE7	HE8	HE9	HE10	HE11	HE12	HE13	HE14	HE15	HE16	HE17	HE18	HE19	HE20	HE21	HE22	HE23	HE24	avg all/peak
WESTERN HUB	57.21	54.83	53.09	53.75	57.17	73.75	113.59	117.42	95.64	90.00	90.86	78.12	72.74	70.00	62.81	57.56	69.07	102.69	112.22	101.92	99.84	89.06	71.84	71.32	80 / 86
BGE	73.435	65.828	64.161	66.717	73.794	97.474	151.26	124.69	110.55	103.15	103.2	91.499	86.519	83.162	75.485	72.015	88.4	138.42	132.58	115.87	111.68	106.08	87.748	86.509	96 / 102
COMED	39.346	38.019	36.531	36.072	39.638	49.722	69.858	89.359	85.981	86.084	86.702	75.708	68.044	64.176	57.246	48.317	59.963	82.57	105.32	100.04	96.645	75.02	70.686	55.602	67 / 78
DOM	69.348	65.873	64.277	65.106	69.46	89.844	141.36	117.69	108.5	100.57	99.078	85.383	80.149	75.814	66.091	65.481	75.662	109.75	116.71	110.7	106.87	105.97	83.061	82.999	90 / 94
NEW JERSEY HUB	73.90	63.80	56.99	60.75	68.65	90.72	119.37	113.44	104.14	101.96	108.05	100.98	97.03	94.74	89.72	84.27	101.28	153.82	144.91	118.64	117.63	102.80	94.16	87.66	98 / 108
DA Forecast	85.6	83.4	82.6	82.6	84.1	89.1	98.2	103.7	103.4	102.8	102.2	100.6	99.1	98.4	97.7	97.4	98.7	104.0	108.0	108.2	106.7	103.2	97.6	91.6	97 / 102



Preliminary Real-Time Prices with Forecasted and Actual System Load

	HE1	HE2	HE3	HE4	HE5	HE6	HE7	HE8	HE9	HE10	HE11	HE12	HE13	HE14	HE15	HE16	HE17	HE18	HE19	HE20	HE21	HE22	HE23	HE24	avg all/peak
WESTERN HUB	37.87	50.97	65.05	63.37	52.14	46.48	149.73	88.69	67.05	74.75	69.86	74.36	66.57	48.02	46.32	50.03	72.06	95.71	89.96	74.68	90.09	93.21	111.61	78.64	73 / 76
BGE	39.342	54.971	65.85	63.609	66.279	59.493	215.84	126.32	76.066	84.381	75.094	77.208	67.472	48.695	48.108	54.996	98.218	150.42	101.62	83.867	99.372	101.21	116.66	83.317	86 / 88
COMED	36.344	33.082	45.311	39.297	27.266	29.506	64.714	43.021	65.307	71.545	66.812	72.884	65.36	47.164	44.938	46.193	54.126	47.142	89.663	76.023	91.285	94.256	111.29	61.797	59 / 68
DOM	38.603	56.952	61.248	58.216	45.533	53.422	185.08	109.47	72.482	80.056	69.753	74.978	66.276	47.834	46.662	49.293	67.445	105.55	95.126	80.22	95.904	98.48	114.89	79.036	77 / 80
NEW JERSEY HUB	41.06	65.21	70.16	68.09	72.57	49.33	157.37	96.03	78.57	87.21	82.65	80.56	83.90	60.39	50.44	59.66	103.08	134.62	109.02	89.39	104.89	105.96	119.77	85.53	86 / 90
Percent Forecast	-1.27	-0.68	-0.59	-0.30	0.21	-0.02	-0.38	-0.41	-0.59	-0.88	-1.12	-0.75	-0.46	-0.82	-1.11	-0.77	-0.32	-0.15	-0.09	-0.30	0.37	0.83	1.28	2.32	
RTLoad	84.539	82.804	82.104	82.337	84.261	89.113	97.849	103.31	102.8	101.91	101.03	99.83	98.648	97.628	96.651	96.659	98.404	103.87	107.93	107.87	107.06	104.06	98.91	93.756	



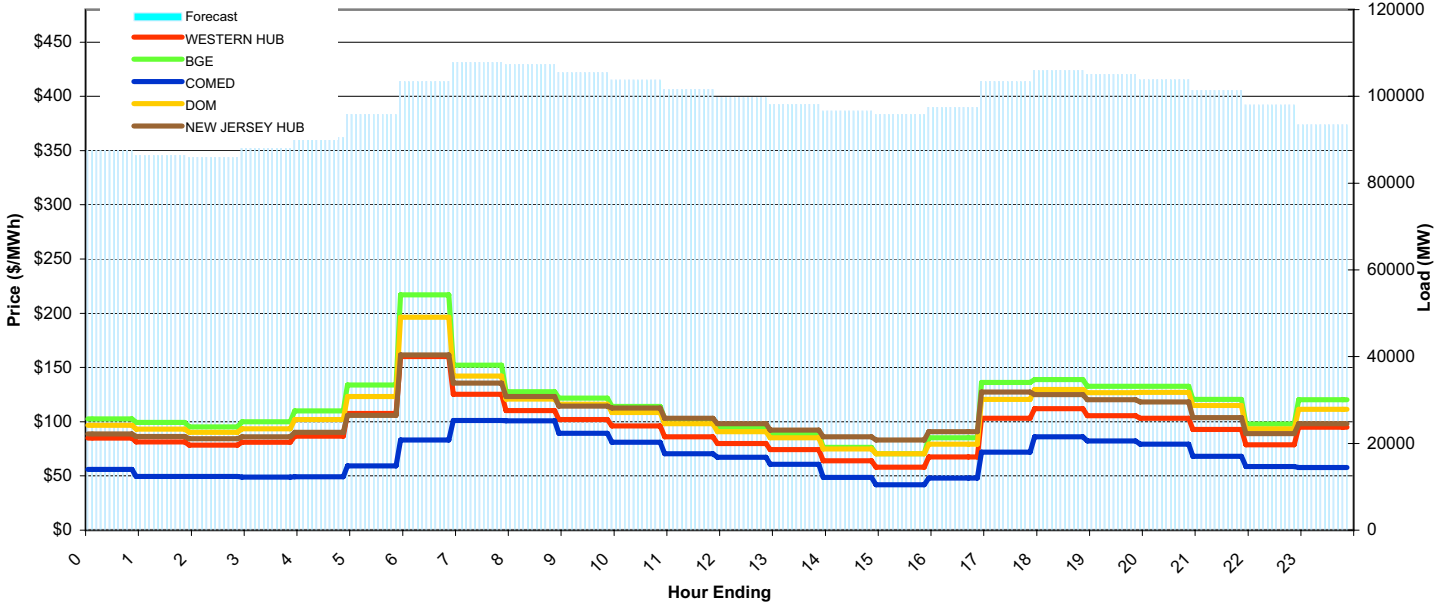
PJM Daily Report

Data for 25-Jan-2008

Price Color Codes: ≤0 ≥100 ≥200

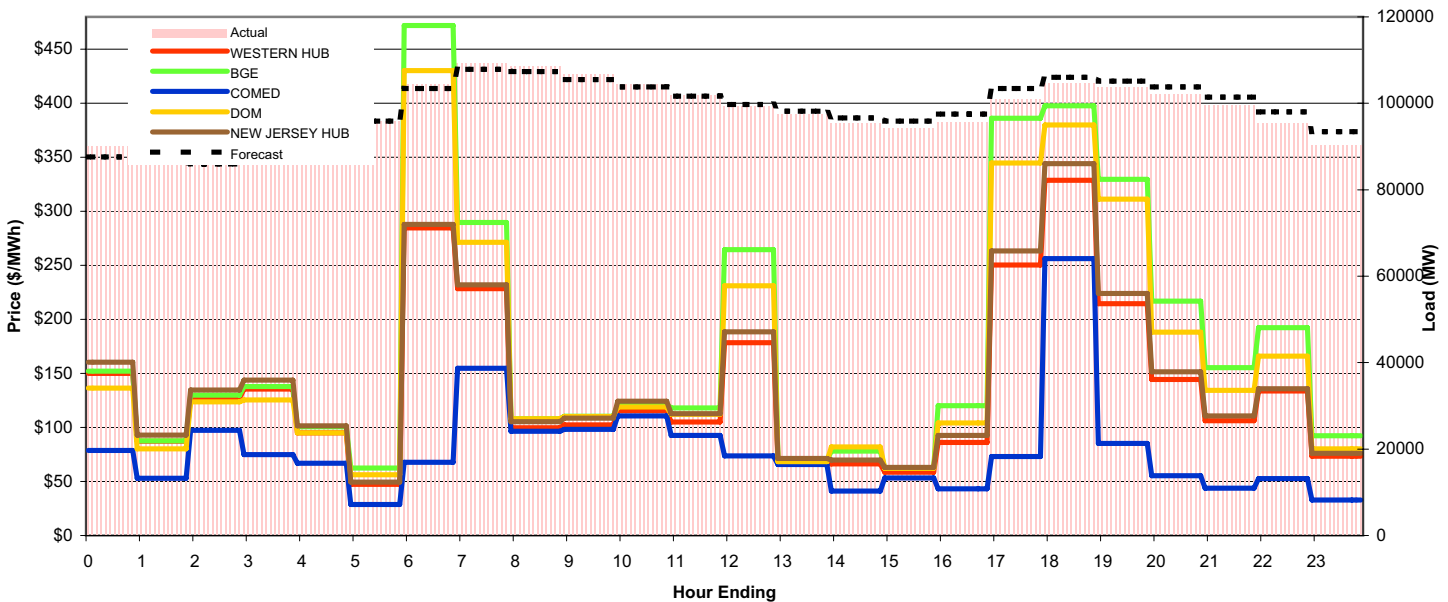
Day-Ahead Prices and Forecast Load

	HE1	HE2	HE3	HE4	HE5	HE6	HE7	HE8	HE9	HE10	HE11	HE12	HE13	HE14	HE15	HE16	HE17	HE18	HE19	HE20	HE21	HE22	HE23	HE24	avg all/peak
WESTERN HUB	84.80	81.25	78.44	81.07	86.67	107.53	160.00	125.42	110.17	101.94	96.06	85.99	79.84	74.23	63.89	57.99	67.51	103.11	112.14	105.61	103.34	92.86	78.59	94.80	93 / 91
BGE	102.47	99.347	95.269	100.01	109.9	133.98	216.94	152.1	127.58	121.76	114.18	102.92	94.865	89.031	76.317	70.39	85.305	136.25	138.99	132.62	132.56	120.68	97.809	120.15	115 / 112
COMED	55.883	49.63	49.558	48.859	49.256	59.384	83.013	101.06	100.71	89.362	81.22	70.441	67.079	60.803	48.601	41.758	48.103	71.915	86.146	82.268	79.301	68.231	58.736	57.784	67 / 72
DOM	96.618	93.074	90.153	93.555	101.87	123.35	196.26	142.05	120.81	116.03	108.53	98.248	90.77	85.258	74.877	70.544	79.335	120.54	129.83	126.67	126.97	115.05	93.345	111.54	109 / 106
NEW JERSEY HUB	88.88	86.43	84.38	85.99	90.23	105.96	161.64	135.68	123.11	114.26	112.71	103.18	98.05	92.15	85.97	83.19	90.73	127.31	124.98	120.26	118.16	103.77	89.07	98.09	105 / 108
DA Forecast	87.6	86.4	86.0	88.1	90.6	95.9	103.4	107.9	107.4	105.5	103.8	101.7	99.7	98.2	96.6	95.9	97.5	103.4	106.0	105.1	103.8	101.4	98.0	93.5	98 / 102



Preliminary Real-Time Prices with Forecasted and Actual System Load

	HE1	HE2	HE3	HE4	HE5	HE6	HE7	HE8	HE9	HE10	HE11	HE12	HE13	HE14	HE15	HE16	HE17	HE18	HE19	HE20	HE21	HE22	HE23	HE24	avg all/peak
WESTERN HUB	149.91	87.32	127.03	135.62	94.93	47.40	284.62	228.56	99.87	102.30	115.31	104.95	178.49	66.68	66.42	58.53	86.18	250.30	328.63	214.43	144.45	106.14	133.62	73.29	137 / 143
BGE	152.2	87.694	130.03	137.95	100.61	62.315	472	289.63	108.01	110.39	121.23	118.09	264.45	69.641	78.141	62.469	120.02	386.16	397.71	329.71	216.89	155.33	192.28	92.325	177 / 189
COMED	78.861	53.025	97.294	74.993	66.9	28.671	67.692	154.79	96.354	98.321	110.73	92.66	73.686	65.648	40.991	53.326	43.213	73.107	256.13	85.1	55.38	43.749	52.679	32.704	79 / 87
DOM	136.57	80.19	123.59	125.39	95.125	56.095	430.18	271.41	108.09	110.19	118.86	112.29	231.05	68.38	82.085	62.287	104.06	344.84	380.04	311.28	188.22	134.46	165.91	80.227	163 / 175
NEW JERSEY HUB	160.31	92.83	134.56	143.85	101.41	49.31	288.05	231.92	105.25	108.60	124.30	112.61	188.49	71.39	69.81	62.98	92.53	263.32	344.16	224.00	151.40	110.67	135.85	75.94	143 / 150
Percent Forecast	2.93	2.55	2.75	0.94	0.45	-0.12	0.92	1.39	1.20	1.13	0.68	0.24	-0.36	-0.76	-1.11	-1.73	-1.91	-2.37	-1.36	-1.28	-1.65	-1.82	-2.74	-3.43	
RTLoad	90.22	88.699	88.416	88.934	91.001	95.777	104.36	109.39	108.68	106.67	104.47	101.91	99.338	97.435	95.543	94.267	95.695	101.04	104.59	103.81	102.14	99.627	95.386	90.36	



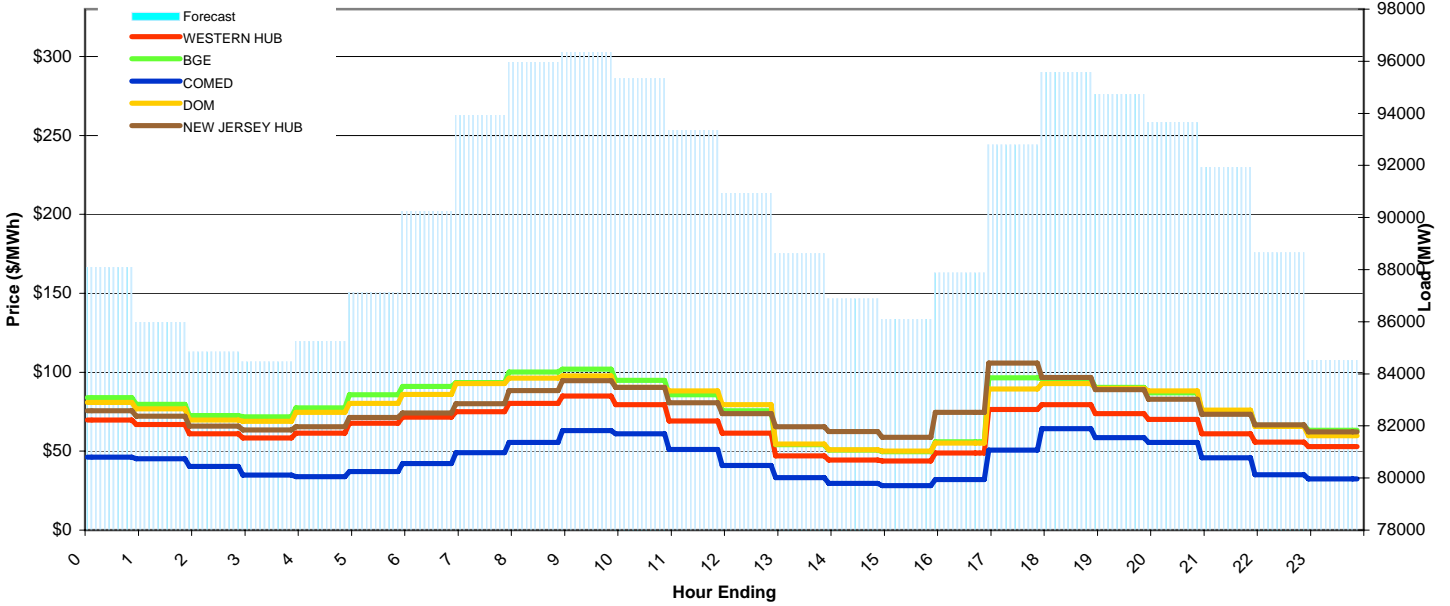
PJM Daily Report

Data for 26-Jan-2008

Price Color Codes: ≤0 ≥100 ≥200

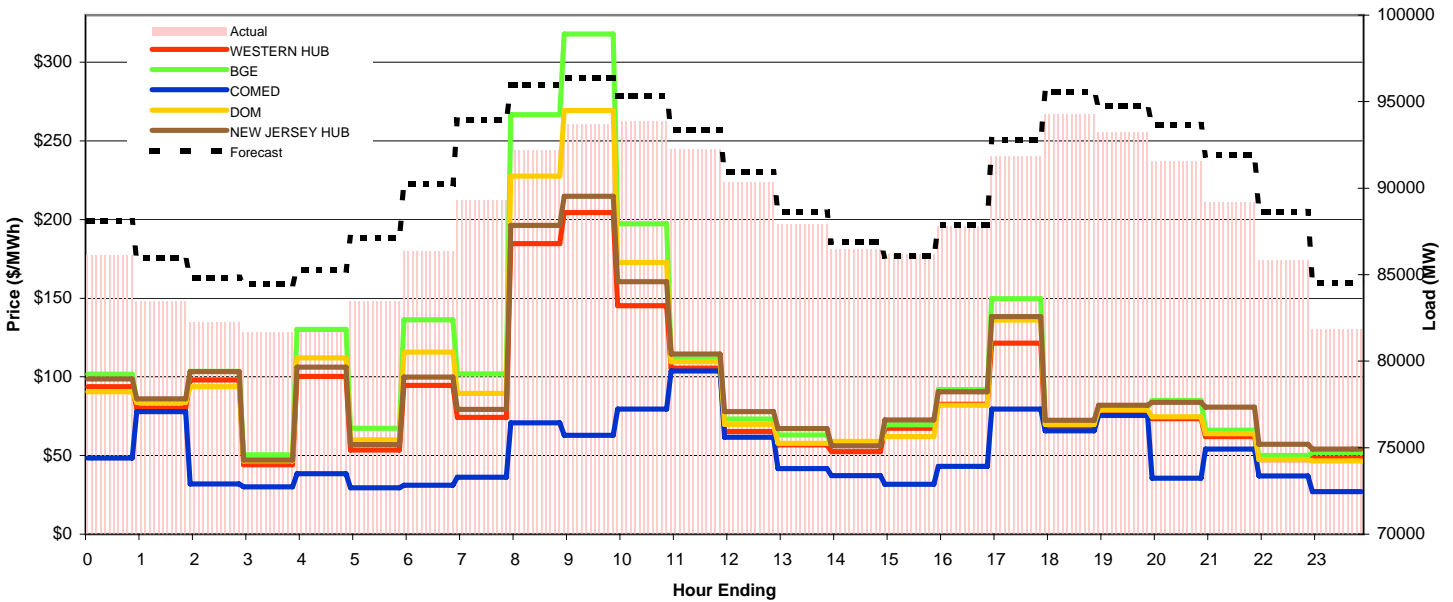
Day-Ahead Prices and Forecast Load

	HE1	HE2	HE3	HE4	HE5	HE6	HE7	HE8	HE9	HE10	HE11	HE12	HE13	HE14	HE15	HE16	HE17	HE18	HE19	HE20	HE21	HE22	HE23	HE24	avg all/peak
WESTERN HUB	69.83	66.95	61.05	58.39	61.47	67.69	71.56	74.97	80.37	85.00	79.46	69.11	61.34	47.00	44.46	43.80	48.95	76.45	79.45	73.82	70.11	61.09	55.84	52.97	65 / 66
BGE	83.944	79.626	72.492	71.822	77.469	85.778	91.05	93.364	100.2	101.98	94.946	85.827	75.642	54.177	50.646	49.707	55.897	96.394	95.929	90.337	86.957	75.217	66.296	63.234	79 / 80
COMED	46.169	45.232	40.362	34.8	33.751	37.073	42.108	49.088	55.631	63.085	61.023	51.091	41.029	33.204	29.625	28.248	31.939	50.644	64.356	58.571	55.598	45.792	35.048	32.414	44 / 47
DOM	80.952	76.926	69.801	68.956	74.633	80.267	85.883	92.88	96.223	97.602	90.43	88.082	79.387	54.435	50.882	50.013	55.039	89.323	92.799	89.704	88.145	75.917	65.668	59.741	77 / 79
NEW JERSEY HUB	75.66	72.11	65.97	63.42	65.46	71.38	74.17	79.98	88.29	94.69	90.48	80.63	73.84	65.50	62.50	58.83	74.55	105.75	96.67	89.07	82.97	73.38	66.78	62.25	76 / 80
DA Forecast	88.1	86.0	84.8	84.5	85.3	87.1	90.3	93.9	96.0	96.4	95.3	93.3	90.9	88.6	86.9	86.1	87.9	92.8	95.6	94.7	93.7	91.9	88.7	84.5	90 / 92



Preliminary Real-Time Prices with Forecasted and Actual System Load

	HE1	HE2	HE3	HE4	HE5	HE6	HE7	HE8	HE9	HE10	HE11	HE12	HE13	HE14	HE15	HE16	HE17	HE18	HE19	HE20	HE21	HE22	HE23	HE24	avg all/peak
WESTERN HUB	93.77	80.12	98.07	44.13	100.27	53.48	94.68	74.33	184.68	204.40	145.20	105.68	65.21	56.86	52.44	67.43	82.65	121.41	67.38	76.39	73.38	62.01	47.43	48.45	87 / 93
BGE	101.71	84.565	103.54	50.423	130.11	67.357	136.33	101.85	266.75	318.04	197.31	111.45	73.198	63.044	57.964	69.569	91.984	149.82	70.915	80.298	85.045	66.083	50.134	51.841	107 / 116
COMED	48.494	77.943	32.033	30.158	38.526	29.438	31.105	36.176	70.851	62.81	79.463	103.85	61.584	41.635	37.238	31.742	43.17	79.522	65.777	75.41	35.568	54.202	36.98	27.12	51 / 57
DOM	90.555	83.91	93.783	46.576	112.07	59.991	115.69	89.604	227.76	269.42	172.8	109.69	69.863	57.819	58.962	61.98	81.975	136.1	69.747	79.03	74.664	63.865	47.436	46.677	97 / 104
NEW JERSEY HUB	98.67	86.10	103.41	47.18	106.15	56.92	99.87	79.27	196.26	214.79	160.59	114.62	77.94	67.20	56.20	72.53	90.52	138.34	72.35	82.08	83.72	80.86	57.24	54.03	96 / 103
Percent Forecast	-2.32	-2.98	-3.14	-3.39	-4.10	-4.43	-4.55	-5.18	-4.12	-2.84	-1.60	-1.19	-0.68	-0.78	-0.52	0.11	-0.10	-1.06	-1.40	-1.60	-2.33	-3.07	-3.26	-3.24	
RTLoad	86.103	83.481	82.257	81.695	81.905	83.446	86.324	89.312	92.168	93.699	93.839	92.242	90.318	87.929	86.437	86.176	87.786	91.823	94.249	93.243	91.535	89.184	85.851	81.865	



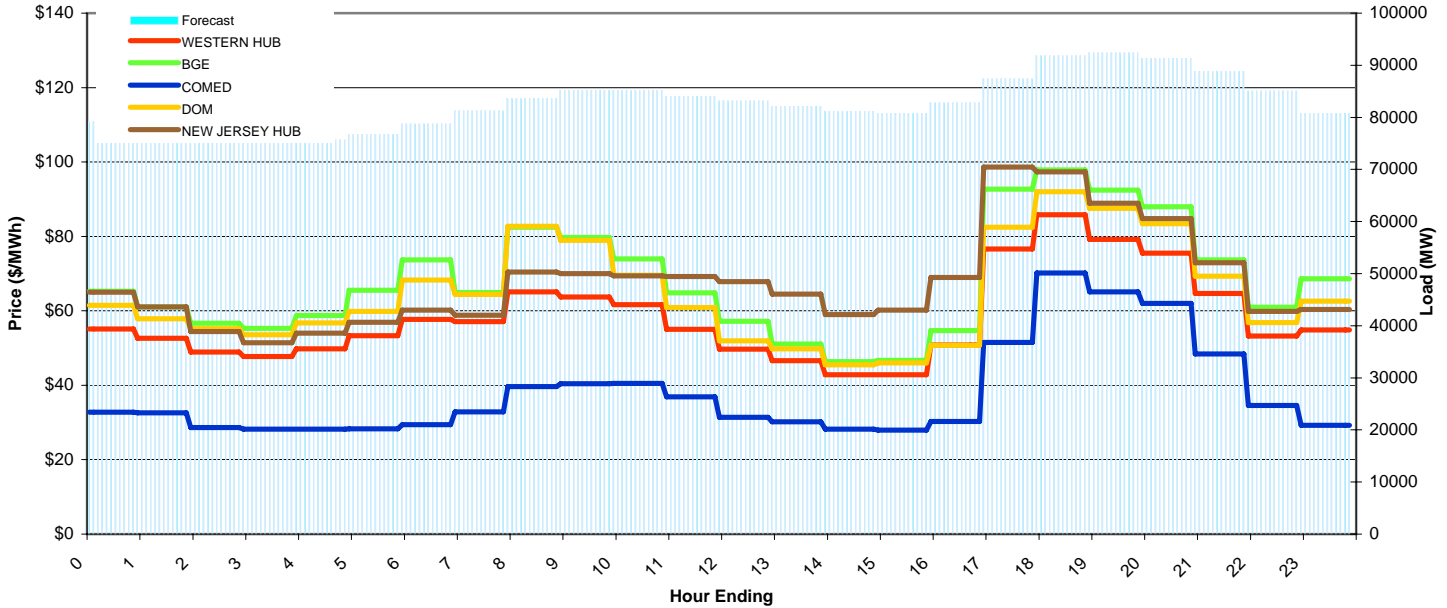
PJM Daily Report

Data for 27-Jan-2008

Price Color Codes: ≤0 ≥100 ≥200

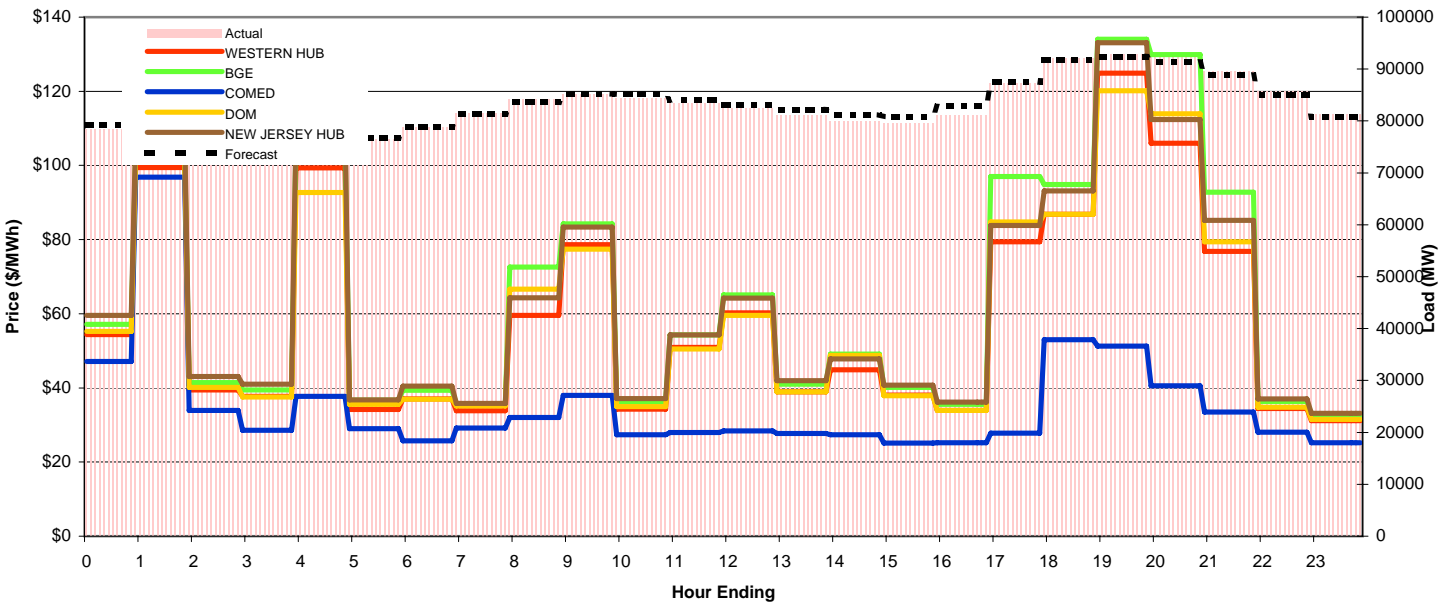
Day-Ahead Prices and Forecast Load

	HE1	HE2	HE3	HE4	HE5	HE6	HE7	HE8	HE9	HE10	HE11	HE12	HE13	HE14	HE15	HE16	HE17	HE18	HE19	HE20	HE21	HE22	HE23	HE24	avg all/peak
WESTERN HUB	55.16	52.59	48.94	47.69	49.79	53.32	57.72	57.07	65.14	63.68	61.63	55.03	49.72	46.63	42.84	42.82	50.80	76.59	85.86	79.22	75.53	64.69	53.27	54.83	58 / 61
BGE	65.234	61.087	56.631	55.311	58.698	65.549	73.659	64.898	82.429	79.675	73.976	64.846	57.225	51.076	46.356	46.709	54.679	92.721	97.848	92.446	87.94	73.739	61.005	68.637	68 / 70
COMED	32.736	32.551	28.614	28.215	28.236	28.329	29.429	32.844	39.665	40.445	40.502	36.911	31.361	30.161	28.171	27.928	30.292	51.502	70.198	65.094	62.039	48.383	34.533	29.264	38 / 42
DOM	61.512	57.848	55.167	53.538	56.741	59.857	68.242	64.419	82.745	78.958	69.568	60.865	51.977	49.792	45.472	46.024	50.751	82.438	92.04	87.57	83.411	69.298	56.871	62.585	64 / 67
NEW JERSEY HUB	65.02	61.02	54.43	51.46	53.97	56.97	60.16	58.79	70.43	70.00	69.44	69.20	67.86	64.54	58.99	60.16	68.96	98.64	97.38	88.96	84.75	72.95	59.82	60.35	68 / 73
DA Forecast	79.2	77.1	75.8	75.4	75.7	76.8	78.8	81.3	83.6	85.2	85.1	84.1	83.1	82.1	81.2	80.8	82.8	87.4	91.8	92.4	91.4	88.9	85.1	80.8	83 / 85



Preliminary Real-Time Prices with Forecasted and Actual System Load

	HE1	HE2	HE3	HE4	HE5	HE6	HE7	HE8	HE9	HE10	HE11	HE12	HE13	HE14	HE15	HE16	HE17	HE18	HE19	HE20	HE21	HE22	HE23	HE24	avg all/peak
WESTERN HUB	54.41	99.40	39.47	37.70	99.36	34.17	37.00	33.87	59.57	78.61	34.31	50.95	60.28	38.89	44.87	38.03	33.93	79.40	86.79	124.91	105.98	76.84	34.44	31.16	59 / 61
BGE	57.126	103.58	41.388	39.455	106.19	36.717	39.385	35.692	72.596	84.223	36.341	54.328	65.104	41.031	49.151	40.142	35.589	96.976	94.842	134.01	129.9	92.764	36.322	32.799	65 / 69
COMED	47.108	96.822	33.882	28.575	37.695	29.043	25.707	29.182	31.989	37.969	27.403	27.943	28.437	27.683	27.391	25.157	25.202	27.775	52.974	51.268	40.569	33.465	28.095	25.225	35 / 33
DOM	55.236	102.7	40.107	37.554	92.678	35.582	36.9	35.098	66.677	77.462	34.923	50.52	59.585	38.921	48.782	37.889	33.892	84.742	86.848	120.12	113.91	79.386	34.809	31.533	60 / 63
NEW JERSEY HUB	59.52	108.10	43.09	40.99	111.22	36.73	40.52	35.86	64.27	83.38	37.16	54.26	64.21	41.95	47.79	40.71	36.15	83.84	93.13	133.08	112.35	85.16	37.02	33.18	63 / 66
Percent Forecast	-1.13	-1.44	-0.63	-0.76	-0.68	-0.35	-0.04	0.36	0.60	0.01	-0.92	-0.75	-0.92	-1.28	-1.63	-1.56	-2.08	-0.31	0.31	0.60	0.92	0.73	0.68	0.50	
RTLoad	78.29	76.024	75.306	74.865	75.173	76.502	78.741	81.57	84.083	85.19	84.371	83.454	82.385	81.11	79.869	79.564	81.122	87.152	92.103	92.922	92.208	89.51	85.653	81.252	



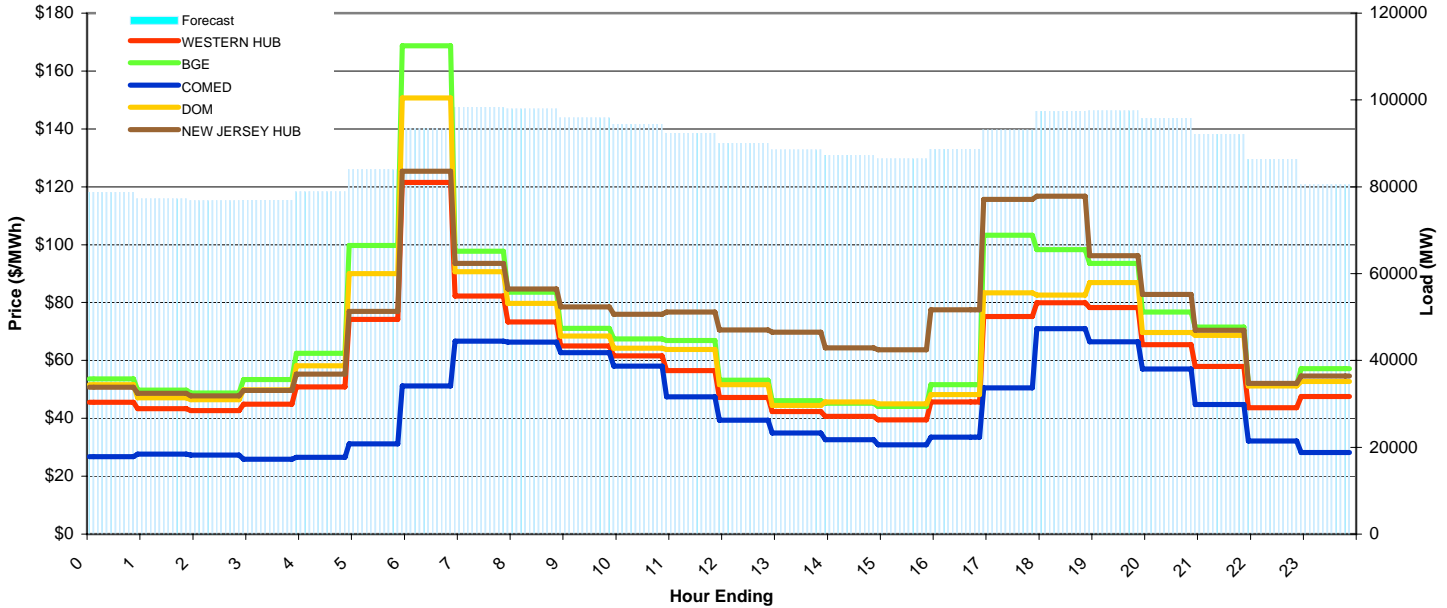
PJM Daily Report

Data for 28-Jan-2008

Price Color Codes: ≤0 ≥100 ≥200

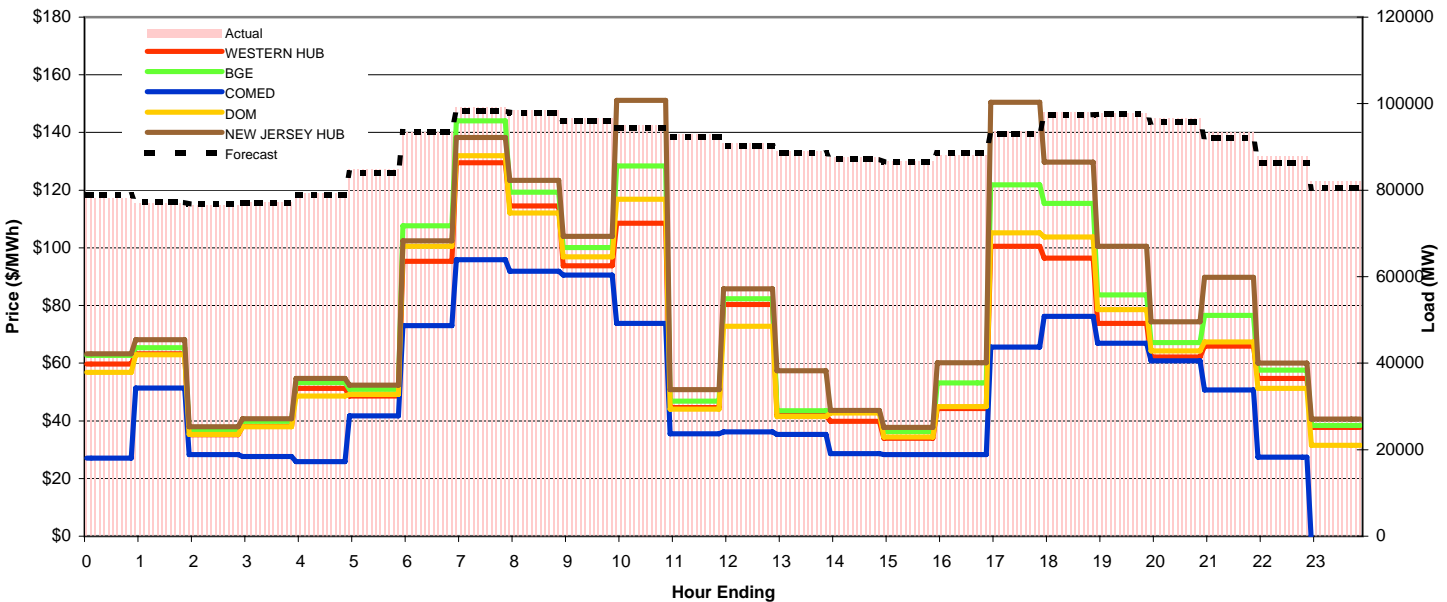
Day-Ahead Prices and Forecast Load

	HE1	HE2	HE3	HE4	HE5	HE6	HE7	HE8	HE9	HE10	HE11	HE12	HE13	HE14	HE15	HE16	HE17	HE18	HE19	HE20	HE21	HE22	HE23	HE24	avg all/peak
WESTERN HUB	45.56	43.34	42.73	44.85	50.88	74.19	121.48	82.26	73.31	65.06	61.58	56.53	47.23	42.36	40.72	39.47	45.72	75.18	79.95	78.28	65.46	57.99	43.67	47.50	59 / 60
BGE	53.616	49.737	48.759	53.363	62.45	99.711	168.7	97.794	83.557	71.13	67.491	66.838	53.228	46.141	45.203	44.167	51.666	103.23	98.24	93.49	76.763	71.525	51.575	57.212	71 / 70
COMED	26.742	27.598	27.322	25.919	26.488	31.196	51.234	66.725	66.376	62.668	58.023	47.451	39.353	34.943	32.605	30.843	33.556	50.522	71.022	66.442	57.062	44.773	32.14	28.201	43 / 50
DOM	51.601	47.084	46.459	49.874	58.195	89.945	150.65	90.707	79.743	68.432	64.197	63.742	51.652	44.432	45.659	44.973	48.195	83.358	82.641	86.934	69.626	68.644	51.22	52.724	66 / 65
NEW JERSEY HUB	50.71	48.68	47.73	49.64	55.34	76.98	125.33	93.50	84.66	78.50	75.96	76.70	70.50	69.79	64.34	63.74	77.50	115.60	116.80	96.19	82.77	70.40	52.04	54.67	75 / 81
DA Forecast	78.8	77.2	76.8	77.0	78.9	84.0	93.5	98.3	98.0	95.9	94.3	92.4	90.1	88.5	87.2	86.5	88.6	93.1	97.4	97.5	95.8	92.1	86.3	80.5	89 / 93



Preliminary Real-Time Prices with Forecasted and Actual System Load

	HE1	HE2	HE3	HE4	HE5	HE6	HE7	HE8	HE9	HE10	HE11	HE12	HE13	HE14	HE15	HE16	HE17	HE18	HE19	HE20	HE21	HE22	HE23	HE24	avg all/peak
WESTERN HUB	59.69	63.27	35.21	38.01	51.28	48.57	95.29	129.50	114.56	93.77	108.51	44.62	80.36	41.91	39.88	33.97	44.29	100.59	96.43	73.81	62.10	65.95	54.74	37.68	67 / 74
BGE	62.689	65.407	36.552	39.866	53.288	50.895	107.66	144.04	119.25	100.07	128.38	46.848	82.354	43.453	43.314	36.283	53.103	121.8	115.46	83.718	67.175	76.558	57.631	38.441	74 / 82
COMED	27.091	51.362	28.288	27.661	25.876	41.719	73.062	95.852	91.844	90.593	73.748	35.519	36.156	35.335	28.605	28.335	28.296	65.602	76.223	66.866	60.824	50.728	27.433	-2.279	49 / 56
DOM	56.811	62.88	35.305	37.977	48.659	49.14	100.52	131.93	112.08	96.931	116.86	44.01	72.844	41.479	42.722	34.357	44.968	105.2	103.79	78.621	64.305	67.354	51.301	31.553	68 / 76
NEW JERSEY HUB	63.23	68.17	37.94	40.77	54.72	52.43	102.41	138.33	123.43	103.96	151.14	50.81	85.77	57.39	43.57	37.77	60.11	150.51	129.68	100.60	74.40	89.75	60.09	40.59	80 / 91
Percent Forecast	-0.88	-0.46	-0.33	0.24	0.56	0.89	-0.15	0.75	0.58	0.75	0.77	0.57	0.76	0.60	0.35	0.33	-0.60	0.66	0.66	0.33	0.79	1.28	1.64	1.93	
RTLoad	78.098	76.881	76.532	77.154	79.298	84.711	93.351	99.058	98.533	96.657	95.051	92.892	90.765	89.037	87.514	86.74	88.101	93.688	98.081	97.839	96.541	93.267	87.722	82.085	



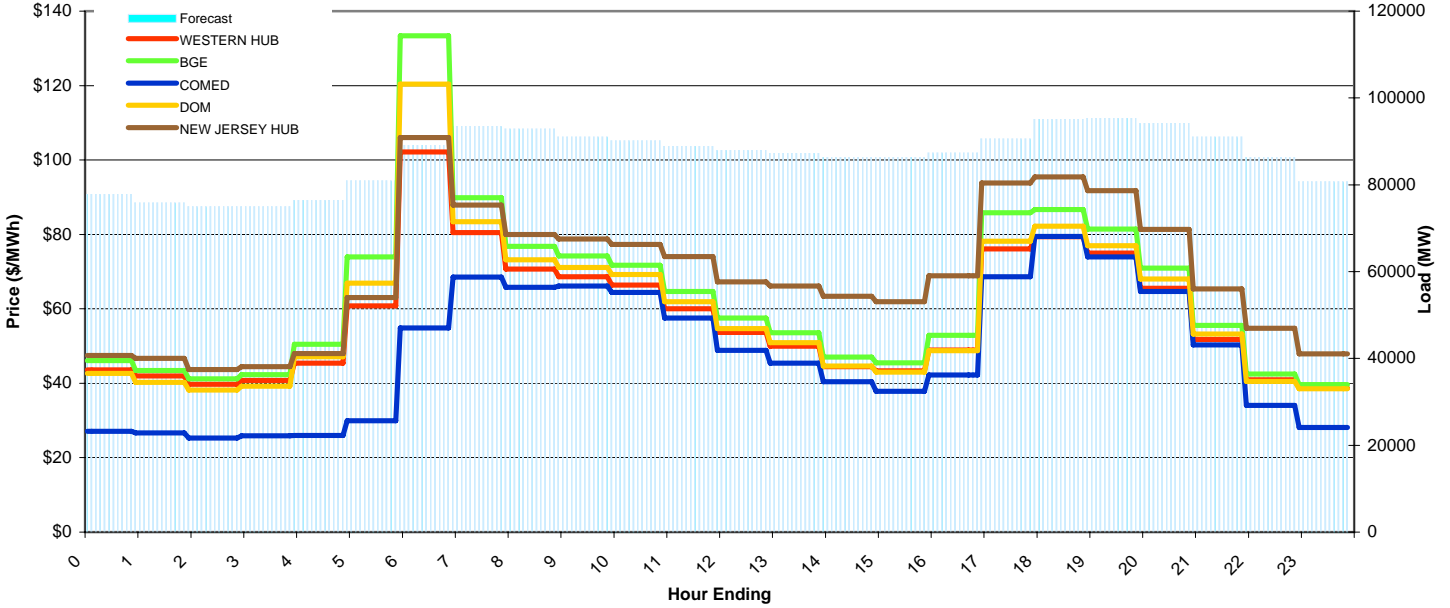
PJM Daily Report

Data for 29-Jan-2008

Price Color Codes: ≤0 ≥100 ≥200

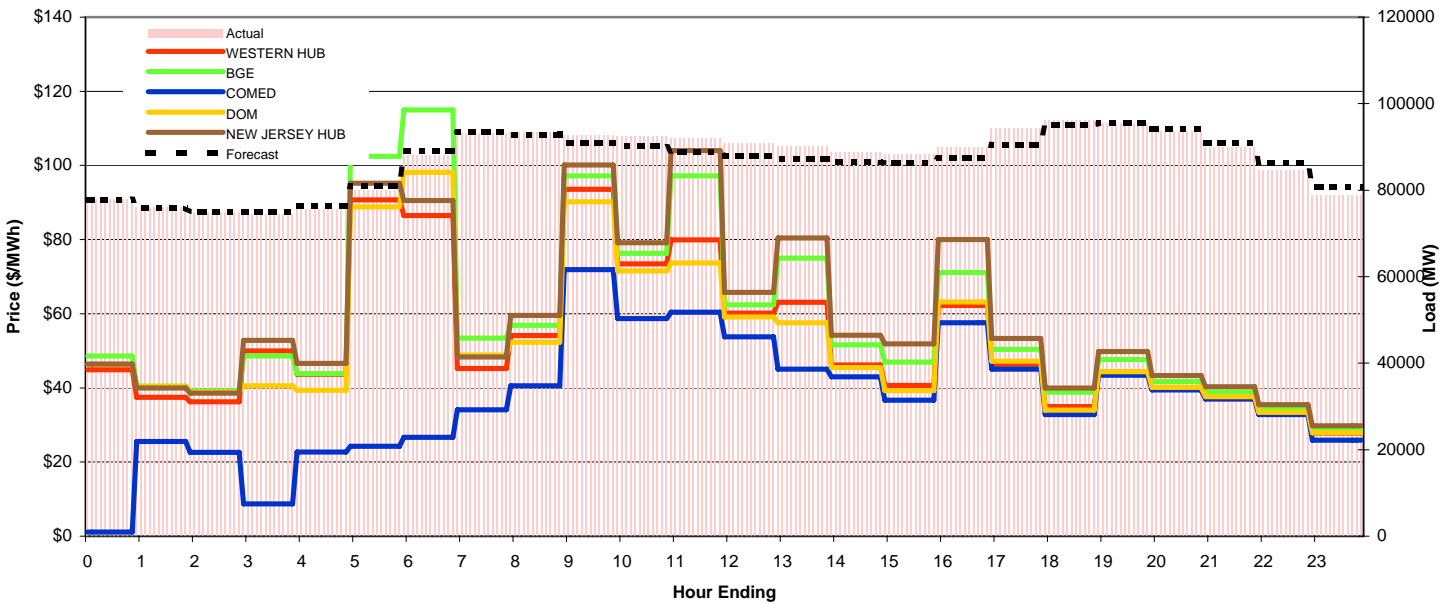
Day-Ahead Prices and Forecast Load

	HE1	HE2	HE3	HE4	HE5	HE6	HE7	HE8	HE9	HE10	HE11	HE12	HE13	HE14	HE15	HE16	HE17	HE18	HE19	HE20	HE21	HE22	HE23	HE24	avg all/peak
WESTERN HUB	43.61	42.00	39.75	40.74	45.45	60.78	102.18	80.53	70.69	68.65	66.43	60.00	53.70	50.00	44.48	43.30	48.94	76.09	79.41	75.00	65.49	51.74	40.97	38.68	58 / 61
BGE	46.101	43.422	41.166	42.312	50.442	73.915	133.36	89.862	76.769	74.252	71.682	64.658	57.488	53.55	47.038	45.449	52.909	85.791	86.678	81.474	70.934	55.535	42.511	39.613	64 / 66
COMED	27.063	26.649	25.313	25.853	25.947	29.903	54.881	68.523	65.769	66.148	64.423	57.492	48.818	45.391	40.401	37.823	42.237	68.593	79.474	73.986	64.64	50.265	34.086	28.143	48 / 57
DOM	42.636	40.227	38.146	39.226	47.085	66.89	120.41	83.414	73.204	71.099	69.188	61.883	54.701	50.949	44.611	42.996	48.783	78.134	82.175	76.962	67.998	53.205	40.482	38.551	60 / 62
NEW JERSEY HUB	47.51	46.71	43.69	44.48	48.02	63.05	106.01	87.91	79.96	78.76	77.28	74.02	67.23	66.14	63.38	61.93	68.89	93.84	95.46	91.79	81.31	65.34	54.78	47.93	69 / 76
DA Forecast	77.8	75.8	75.0	75.0	76.4	81.0	89.0	93.4	92.9	91.0	90.2	88.9	87.9	87.3	86.4	86.3	87.3	90.6	95.1	95.4	94.1	91.0	86.3	80.7	86 / 90



Preliminary Real-Time Prices with Forecasted and Actual System Load

	HE1	HE2	HE3	HE4	HE5	HE6	HE7	HE8	HE9	HE10	HE11	HE12	HE13	HE14	HE15	HE16	HE17	HE18	HE19	HE20	HE21	HE22	HE23	HE24	avg all/peak
WESTERN HUB	44.91	37.50	36.25	49.94	43.68	90.69	86.48	45.21	54.09	93.56	73.42	79.95	60.14	63.13	46.18	40.66	62.25	46.36	34.92	44.28	39.73	37.04	32.85	27.79	53 / 53
BGE	48.618	40.487	39.214	48.561	43.838	102.46	114.95	53.465	56.863	97.19	76.342	97.201	62.426	75.026	51.587	46.982	71.092	50.366	38.876	47.655	41.706	38.858	34.355	28.88	59 / 59
COMED	1.0964	25.583	22.606	8.7013	22.704	24.286	26.685	34.063	40.596	71.89	58.668	60.392	53.751	45.019	43.02	36.681	57.608	45.077	32.793	43.424	39.45	37.019	32.804	25.924	37 / 46
DOM	46.369	40.391	38.84	40.556	39.32	88.841	98.096	48.892	52.266	90.223	71.58	73.712	59.135	57.532	45.511	39.283	63.181	47.248	34.011	44.329	40.157	37.593	33.384	27.852	52 / 52
NEW JERSEY HUB	46.46	39.97	38.56	52.79	46.61	95.21	90.54	48.32	59.55	100.14	79.11	103.97	65.78	80.44	54.20	51.90	80.00	53.35	39.97	49.84	43.34	40.35	35.44	29.80	59 / 62
Percent Forecast	0.21	0.14	-0.09	-0.67	-1.02	-1.20	-1.02	-0.21	0.61	1.85	2.58	3.34	3.30	3.08	2.61	2.21	2.90	3.88	1.10	0.03	-0.59	-1.30	-2.00	-2.56	
RTLoad	77.975	75.949	74.897	74.477	75.642	79.992	88.13	93.249	93.423	92.743	92.563	91.956	90.923	90.028	88.72	88.275	89.953	94.242	96.157	95.441	93.543	89.845	84.626	78.716	



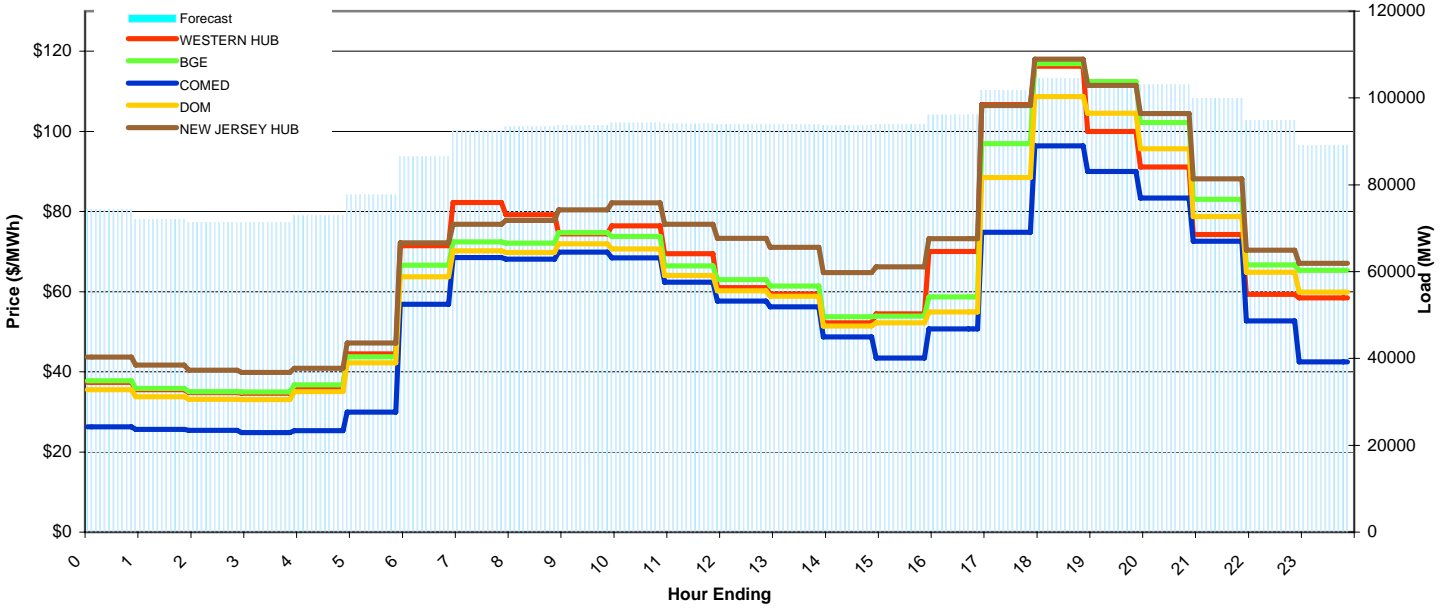
PJM Daily Report

Data for 30-Jan-2008

Price Color Codes: ≤0 ≥100 ≥200

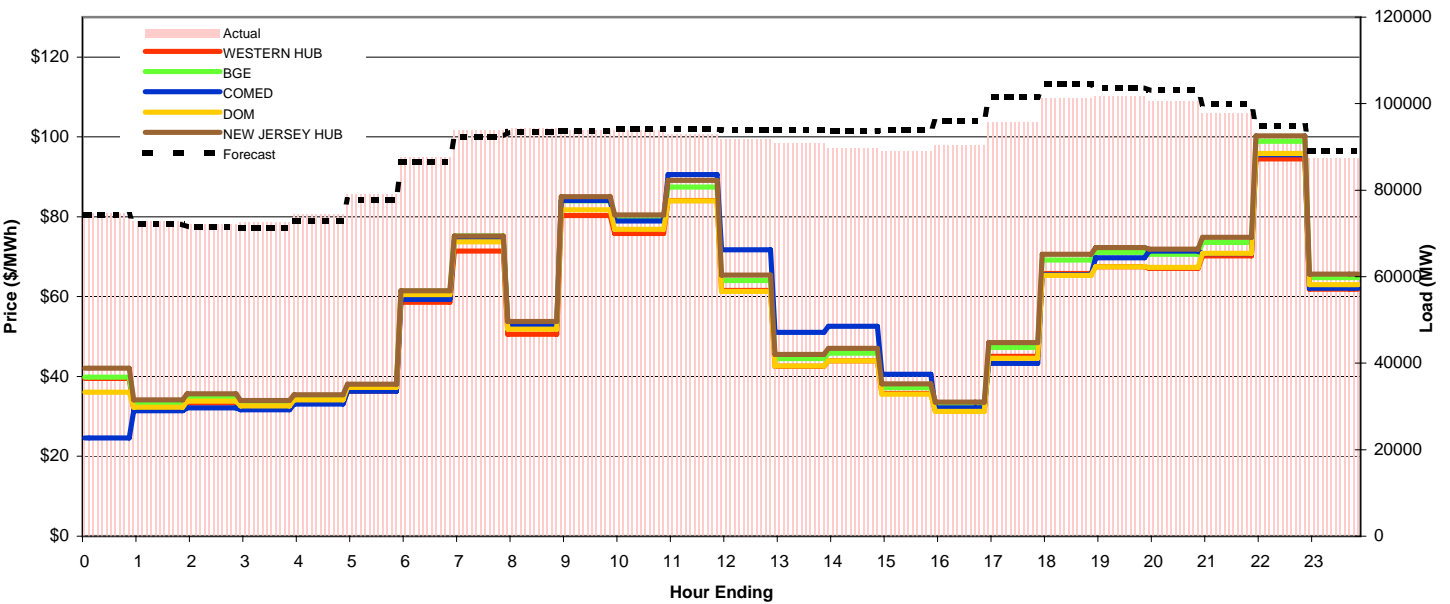
Day-Ahead Prices and Forecast Load

	HE1	HE2	HE3	HE4	HE5	HE6	HE7	HE8	HE9	HE10	HE11	HE12	HE13	HE14	HE15	HE16	HE17	HE18	HE19	HE20	HE21	HE22	HE23	HE24	avg all/peak
WESTERN HUB	37.37	35.56	34.80	34.63	36.01	44.49	71.44	82.26	79.18	74.40	76.39	69.44	61.03	59.43	52.24	54.45	70.00	106.70	116.27	100.00	91.14	74.27	59.32	58.43	66 / 77
BGE	37.758	35.835	35.078	34.999	36.701	43.745	66.614	72.411	72.133	74.774	73.772	66.413	62.974	61.378	53.703	53.901	58.721	96.91	116.87	112.47	102.23	83.044	66.706	65.31	66 / 77
COMED	26.277	25.599	25.385	24.796	25.353	29.973	56.886	68.49	68.126	69.859	68.443	62.353	57.67	56.244	48.713	43.459	50.72	74.819	96.417	90.031	83.342	72.611	52.697	42.454	55 / 66
DOM	35.54	33.805	33.151	33.063	35.039	42.242	63.699	70.223	69.821	71.947	70.67	64.074	60.237	58.856	51.392	52.217	54.959	88.461	108.7	104.49	95.673	78.762	64.855	59.919	63 / 73
NEW JERSEY HUB	43.64	41.69	40.38	39.85	40.90	47.17	72.17	76.81	77.75	80.39	82.18	76.78	73.29	71.10	64.78	66.20	73.25	106.44	118.04	111.50	104.48	88.15	70.38	67.10	72 / 84
DA Forecast	74.3	72.1	71.4	71.3	72.9	77.7	86.5	92.4	93.4	93.7	94.3	94.1	94.0	93.8	93.7	93.9	96.1	101.7	104.6	103.7	103.0	100.0	94.8	89.1	90 / 97



Preliminary Real-Time Prices with Forecasted and Actual System Load

	HE1	HE2	HE3	HE4	HE5	HE6	HE7	HE8	HE9	HE10	HE11	HE12	HE13	HE14	HE15	HE16	HE17	HE18	HE19	HE20	HE21	HE22	HE23	HE24	avg all/peak
WESTERN HUB	39.50	31.69	33.36	31.88	33.36	36.27	58.60	71.40	50.59	80.31	75.80	84.05	61.54	42.56	43.94	35.71	31.45	45.08	65.79	67.47	67.08	70.21	94.51	61.84	55 / 62
BGE	39.854	32.983	34.578	33.139	34.771	37.786	61.423	75.173	53.151	83.957	79.196	87.451	64.061	44.469	45.843	37.152	32.727	47.281	69.128	71.074	70.582	73.612	98.916	64.726	57 / 65
COMED	24.598	31.392	32.109	31.632	33.079	36.286	59.344	74.072	52.812	84.077	78.983	90.587	71.764	51.061	52.571	40.594	32.152	43.254	65.506	69.715	71.419	70.804	95.567	62.106	56 / 65
DOM	36.106	32.275	33.801	32.606	34.126	37.25	60.491	73.714	51.836	81.721	76.869	83.971	61.31	42.633	43.898	35.572	31.284	44.537	65.302	67.499	67.286	70.825	95.821	62.998	55 / 62
NEW JERSEY HUB	42.09	34.13	35.64	33.99	35.39	38.11	61.50	75.18	53.76	85.00	80.45	89.10	65.41	45.54	47.05	38.12	33.55	48.50	70.64	72.26	71.91	74.87	100.29	65.63	58 / 66
Percent Forecast	0.61	1.01	1.00	1.68	1.91	1.74	1.37	1.51	0.97	0.21	-0.60	-1.23	-2.32	-3.38	-4.51	-5.36	-6.24	-6.32	-3.36	-1.99	-2.47	-2.36	-2.35	-2.15	
RTLoad	74.736	72.84	72.164	72.538	74.331	79.087	87.663	93.831	94.27	93.846	93.726	92.931	91.82	90.755	89.614	89.094	90.448	95.644	101.16	101.69	100.55	97.662	92.655	87.264	



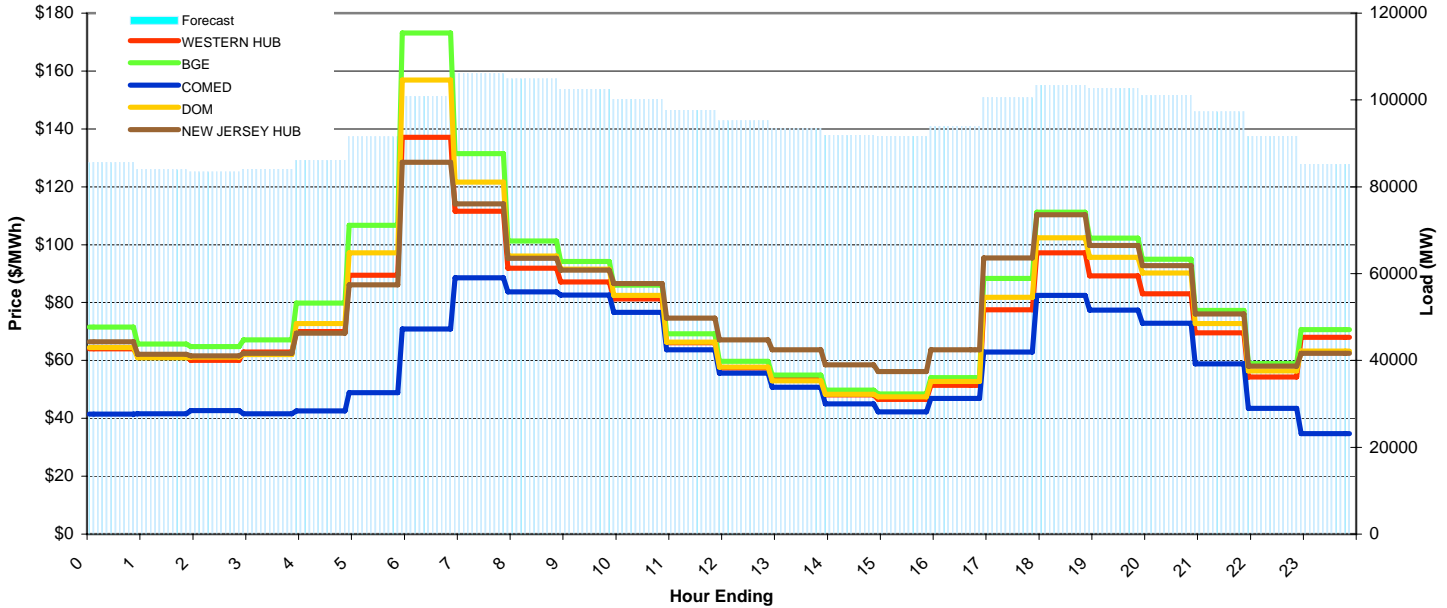
PJM Daily Report

Data for 31-Jan-2008

Price Color Codes: ≤0 ≥100 ≥200

Day-Ahead Prices and Forecast Load

	HE1	HE2	HE3	HE4	HE5	HE6	HE7	HE8	HE9	HE10	HE11	HE12	HE13	HE14	HE15	HE16	HE17	HE18	HE19	HE20	HE21	HE22	HE23	HE24	avg all/peak
WESTERN HUB	64.02	61.81	60.00	62.92	70.00	89.45	137.13	111.53	91.88	87.11	81.26	66.13	57.39	53.50	48.14	46.50	51.42	77.48	97.21	89.28	83.04	69.51	54.27	68.00	74 / 73
BGE	71.538	65.71	64.8	67.14	79.791	106.73	173.1	131.51	101.25	94.231	86.018	69.23	59.733	54.973	49.748	48.419	54.034	88.294	111.27	102.31	95.009	77.26	58.956	70.632	83 / 80
COMED	41.44	41.549	42.638	41.563	42.541	48.885	70.837	88.613	83.738	82.574	76.588	63.708	55.597	50.741	45.05	42.276	46.862	62.86	82.531	77.429	72.847	58.844	43.479	34.755	58 / 65
DOM	64.492	60.961	61.102	62.009	72.711	97.183	156.89	121.58	96.053	91.547	82.484	66.36	57.745	52.946	48.338	47.46	52.776	81.784	102.43	95.627	90.195	72.749	56.423	63.207	77 / 76
NEW JERSEY HUB	66.45	62.17	61.57	62.42	69.38	86.18	128.48	114.06	95.31	91.23	86.52	74.60	67.10	63.67	58.44	56.22	63.63	95.46	110.35	99.70	92.79	76.02	58.05	62.46	79 / 81
DA Forecast	85.6	83.9	83.4	84.0	86.1	91.5	100.8	106.1	104.9	102.5	100.1	97.7	95.2	93.5	91.9	91.6	94.0	100.5	103.4	102.8	101.0	97.3	91.6	85.2	95 / 98



Preliminary Real-Time Prices with Forecasted and Actual System Load

	HE1	HE2	HE3	HE4	HE5	HE6	HE7	HE8	HE9	HE10	HE11	HE12	HE13	HE14	HE15	HE16	HE17	HE18	HE19	HE20	HE21	HE22	HE23	HE24	avg all/peak
WESTERN HUB	34.23	45.82	60.61	47.03	36.86	46.54	105.32	91.53	61.56	81.47	82.42	84.92	68.02	51.62	57.03	51.46	71.79	90.88	101.27	111.17	116.41	82.55	38.91	37.71	69 / 78
BGE	35.9	47.953	63.388	49.196	38.661	49.056	133.73	99.608	67.44	86.754	86.489	88.804	71.063	53.95	59.622	53.9	75.102	95.42	106.75	117.29	122.63	86.652	40.698	39.534	74 / 82
COMED	33.592	45.146	60.095	46.151	36.177	44.91	73.041	86.564	58.415	79.728	82.826	85.74	68.924	52.011	57.614	51.701	71.299	90.024	100.69	110.86	116.48	82.16	38.304	37.237	67 / 77
DOM	34.847	46.792	62.133	48.189	38.014	48.122	120.6	96.535	65.095	81.233	83.914	86.044	69.146	52.513	58.076	52.328	72.832	92.214	102.6	113.09	118.52	83.792	39.438	38.468	71 / 79
NEW JERSEY HUB	36.49	48.78	64.30	49.92	38.66	48.29	108.33	94.94	64.11	85.34	86.31	89.10	71.15	54.33	59.81	54.18	75.66	95.81	106.22	117.10	122.40	86.69	40.94	40.02	72 / 82
Percent Forecast	-2.07	-2.49	-2.80	-3.16	-3.14	-3.16	-3.33	-3.15	-3.53	-3.38	-2.80	-2.25	-1.93	-1.54	-1.22	-1.36	-2.13	-3.82	-2.48	-1.91	-1.89	-1.73	-1.45	-0.90	
RTLoad	83.861	81.891	81.163	81.43	83.514	88.721	97.572	102.85	101.28	99.101	97.41	95.553	93.44	92.039	90.76	90.417	91.988	96.813	100.94	100.85	99.154	95.673	90.316	84.47	

