



Test & Evaluation
Functional Career Field
Critical Acquisition Workforce Data
End of FY 2012-Q3
(as of June 30, 2012)



FY 12-Q3 (as of June 30, 2012) – OVERALL Defense Acquisition Workforce Count

Component	Service/Agency	Auditing	Business - Cost Estimating (BUS-CE)	Business - Financial Mgmt	Contracting	Facilities Engineering	Industrial/Contract Property Mgmt	Information Technology	Life Cycle Logistics	Production, Quality and Manufacturing	Program Management	Purchasing	SPRDE - S&T Manager	SPRDE - Systems Engineering	SPRDE-Program System Engineer (PSE)	Test and Evaluation	Unknown	FY12 Q3 TOTAL
Army	Army		278	2,346	9,012	1,716	71	2,381	8,744	1,805	3,425	348	244	9,864	56	2,101	14	42,405
Navy	Navy		491	1,888	5,195	5,527	56	1,616	4,984	2,338	4,887	461	375	18,856	58	2,901	24	49,657
	Marine Corps		25	180	557	22	4	211	430	32	837	69	3	370	6	137	1	2,884
	Dept of Navy Totals		516	2,068	5,752	5,549	60	1,827	5,414	2,370	5,724	530	378	19,226	64	3,038	25	52,541
Air Force	Air Force		423	1,778	8,097	30	25	1,107	2,709	408	5,388	120	2,443	8,250	304	3,009	7	34,098
4th Estate	Defense Contract Management Agency (DD63)		4	166	2,521	1	286	148	137	3,941	338	3	9	841	96	4	4	8,499
	Defense Logistics Agency (DD07)			5	3,371	1	14	5	57	837	32	213	4	12	1	4	5	4,561
	Defense Contract Audit Agency (DD10)	4,458			2						1	8						4,469
	Missile Defense Agency (DD27)		49	217	206	12		42	54	42	297	1	5	621		242		1,788
	Defense Information Systems Agency (DD04)		4	11	359			78	15		149	16		70		53		755
	Joint Chiefs of Staff (DD02)/Def Sys Mgt Coll		12	54	155		2	53	42	5	192		3	60	2	28	4	612
	Defense Threat Reduction Agency (DD61)			63	80	1		54			133	1	112	33		8		485
	Under-Secretary of Defense/AT&L (OUSD/AT&L)			22	101			2	12	1	66	4		51		7	12	278
	TRICARE Management Activity (DD60)		3	21	70			12	1	1	101	11		9	1	4		234
	Defense Commissary Agency (DD34)				113						1	1						115
	Washington Headquarters Services				96						1							97
	Department of Defense Education Activity (DD16)				62			1				5						68
	Defense Finance and Accounting Service (DD35)				64													64
	Defense Security Cooperation Agency (DD06)				14							1						15
	DoD Test Resource Mgmt Center (DD68)			4												12		16
	Defense Advanced Research Proj Agency (DD13)				13													13
	Defense Security Service			1	9							1					1	12
	National Defense University (DD69)				2						4	1						7
	Office of Inspector General (DD26)											1						1
	Pentagon Force Protection Agency (DD65)				1													1
	4th Estate Totals	4,458	72	564	7,239	15	302	395	318	4,827	1,315	267	133	1,697	100	362	26	22,090
TOTAL		4,458	1,289	6,756	30,100	7,310	458	5,710	17,185	9,410	15,852	1,265	3,198	39,037	524	8,510	72	151,134





FY 12-Q3 (as of June 30, 2012) – MILITARY Defense Acquisition Workforce Count

Component	Service/Agency	Auditing	Business - Cost Estimating (BUS-CE)	Business - Financial Mgmt	Contracting	Facilities Engineering	Industrial/Contract Property Mgmt	Information Technology	Life Cycle Logistics	Production, Quality and Manufacturing	Program Management	Purchasing	SPRDE - S&T Manager	SPRDE - Systems Engineering	SPRDE-Program System Engineer (PSE)	Test and Evaluation	Unknown	FY12 Q3 TOTAL
Army	Army				786			24			900			95		15		1,820
Navy	Navy			72	997			13	334	509	815		28	206	5	387	23	3,389
	Marine Corps			9	200			18	136	32	387		3	16		82		883
	Dept of Navy Totals			81	1,197	-	-	31	470	541	1,202		31	222	5	469	23	4,272
Air Force	Air Force		62	68	2,610			211	550	122	2,558	1	501	1,610	14	1,315		9,622
4th Estate	Defense Contract Management Agency (DD63)																	-
	Defense Logistics Agency (DD07)																	-
	Defense Contract Audit Agency (DD10)																	-
	Missile Defense Agency (DD27)																	-
	Defense Information Systems Agency (DD04)																	-
	Joint Chiefs of Staff (DD02)/Def Sys Mgt Coll																	-
	Defense Threat Reduction Agency (DD61)																	-
	Under-Secretary of Defense/AT&L (OUSD/AT&L)																	-
	TRICARE Management Activity (DD60)																	-
	Defense Commissary Agency (DD34)																	-
	Washington Headquarters Services																	-
	Department of Defense Education Activity (DD16)																	-
	Defense Finance and Accounting Service (DD35)																	-
	Defense Security Cooperation Agency (DD06)																	-
	DoD Test Resource Mgmt Center (DD68)																	-
	Defense Advanced Research Proj Agency (DD13)																	-
	Defense Security Service																	-
	National Defense University (DD69)																	-
	Office of Inspector General (DD26)																	-
	Pentagon Force Protection Agency (DD65)																	-
	4th Estate Totals	-	-	-	-	-	-	-	-	-	-	-	-	-	-	-	-	-
TOTAL		-	62	149	4,593	-	-	266	1,020	663	4,660	1	532	1,927	19	1,799	23	15,714





FY 12-Q3 (as of June 30, 2012) – CIVILIAN Defense Acquisition Workforce Count

Component	Service/Agency	Auditing	Business - Cost Estimating (BUS-CE)	Business - Financial Mgmt	Contracting	Facilities Engineering	Industrial/Contract Property Mgmt	Information Technology	Life Cycle Logistics	Production, Quality and Manufacturing	Program Management	Purchasing	SPRDE - S&T Manager	SPRDE - Systems Engineering	SPRDE-Program System Engineer (PSE)	Test and Evaluation	Unknown	FY12 Q3 TOTAL
Army	Army		278	2,346	8,226	1,716	71	2,357	8,744	1,805	2,525	348	244	9,769	56	2,086	14	40,585
Navy	Navy		491	1,816	4,198	5,527	56	1,603	4,650	1,829	4,072	461	347	18,650	53	2,514	1	46,268
	Marine Corps		25	171	357	22	4	193	294		450	69		354	6	55	1	2,001
	Dept of Navy Totals		516	1,987	4,555	5,549	60	1,796	4,944	1,829	4,522	530	347	19,004	59	2,569	2	48,269
Air Force	Air Force		361	1,710	5,487	30	25	896	2,159	286	2,830	119	1,942	6,640	290	1,694	7	24,476
4th Estate	Defense Contract Management Agency (DD63)		4	166	2,521	1	286	148	137	3,941	338	3	9	841	96	4	4	8,499
	Defense Logistics Agency (DD07)			5	3,371	1	14	5	57	837	32	213	4	12	1	4	5	4,561
	Defense Contract Audit Agency (DD10)	4,458			2						1	8						4,469
	Missile Defense Agency (DD27)		49	217	206	12		42	54	42	297	1	5	621		242		1,788
	Defense Information Systems Agency (DD04)		4	11	359			78	15		149	16		70		53		755
	Joint Chiefs of Staff (DD02)/Def Sys Mgt Coll		12	54	155		2	53	42	5	192		3	60	2	28	4	612
	Defense Threat Reduction Agency (DD61)			63	80	1		54			133	1	112	33		8		485
	Under-Secretary of Defense/AT&L (OUSD/AT&L)			22	101			2	12	1	66	4		51		7	12	278
	TRICARE Management Activity (DD60)		3	21	70			12	1	1	101	11		9	1	4		234
	Defense Commissary Agency (DD34)				113						1	1						115
	Washington Headquarters Services				96						1							97
	Department of Defense Education Activity (DD16)				62			1				5						68
	Defense Finance and Accounting Service (DD35)				64													64
	Defense Security Cooperation Agency (DD06)				14							1						15
	DoD Test Resource Mgmt Center (DD68)			4												12		16
	Defense Advanced Research Proj Agency (DD13)				13													13
	Defense Security Service			1	9							1					1	12
	National Defense University (DD69)				2						4	1						7
	Office of Inspector General (DD26)											1						1
	Pentagon Force Protection Agency (DD65)				1													1
	4th Estate Totals	4,458	72	564	7,239	15	302	395	318	4,827	1,315	267	133	1,697	100	362	26	22,090
TOTAL		4,458	1,227	6,607	25,507	7,310	458	5,444	16,165	8,747	11,192	1,264	2,666	37,110	505	6,711	49	135,420

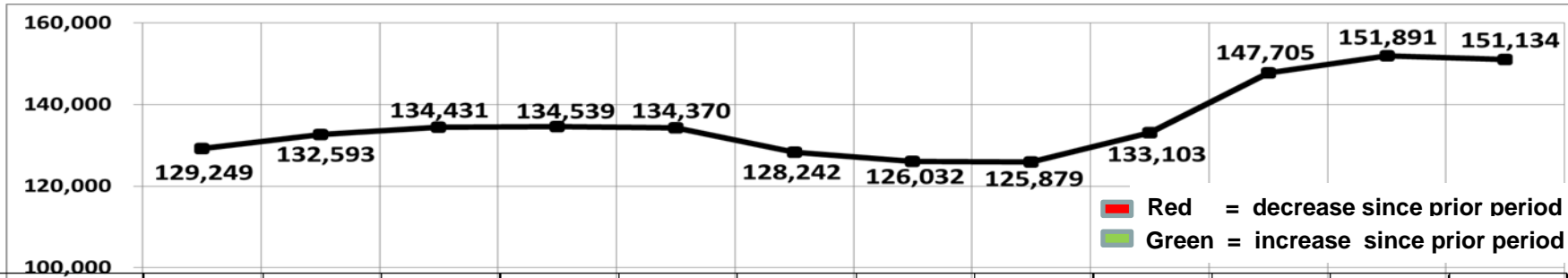




Defense Acquisition Workforce Count by Career Field

2001 – 2012(Q3)

FY12Q3

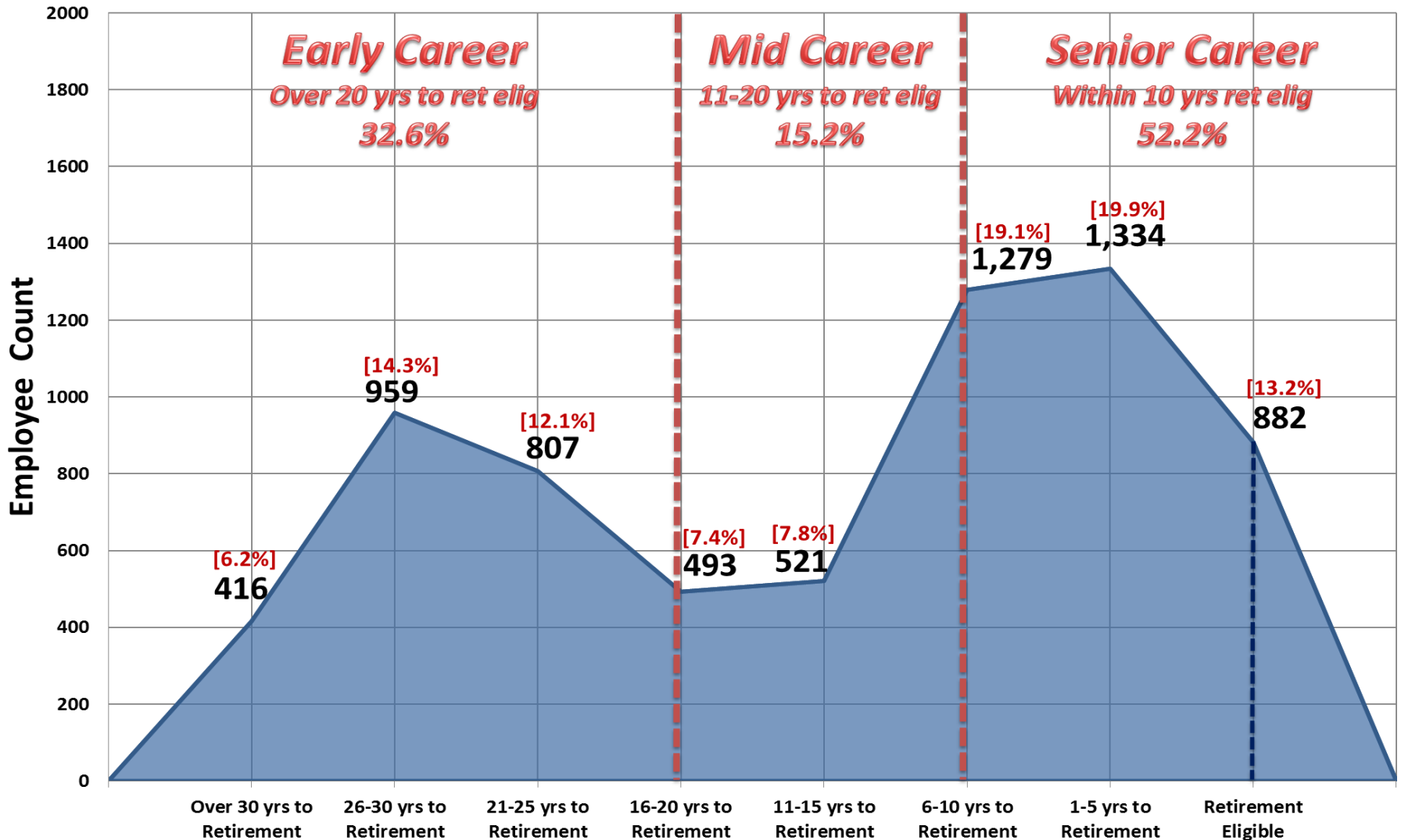


DAW Career Field	FY01	FY02	FY03	FY04	FY05	FY06	FY07	FY08	FY09	FY10	FY11	FY12 Q3
SPRDE - Systems Eng	34,899	34,620	33,711	35,080	34,752	35,142	34,710	34,537	36,704	39,201	39,690	39,561
Contracting	25,413	27,884	26,987	26,248	26,025	27,748	26,038	25,680	27,655	29,792	30,327	30,100
Life Cycle Logistics	11,060	11,145	11,711	11,121	12,493	12,332	12,604	13,361	14,852	16,861	17,369	17,185
Program Management	14,031	14,302	12,026	13,306	12,284	12,775	12,427	12,781	13,422	14,915	15,683	15,852
Production, Quality and Man	10,547	9,888	9,296	9,280	9,397	8,966	8,364	9,138	9,023	9,727	9,601	9,410
Test and Evaluation	5,113	6,197	6,602	7,192	7,384	7,280	7,419	7,420	7,892	8,446	8,573	8,510
Business (Cost Est & Fin Mgt)	10,279	10,252	8,404	8,189	8,119	7,747	7,387	7,085	7,262	8,124	8,261	8,045
Facilities Engineering (NEW)	-	2,111	8,957	9,143	8,356	3,927	4,394	4,920	5,420	6,911	7,428	7,310
Information Technology	5,612	6,139	5,330	5,522	5,472	4,843	4,423	3,934	4,358	5,165	5,563	5,710
Auditing	3,457	3,531	3,481	3,508	3,536	3,486	2,852	3,638	3,777	4,143	4,231	4,458
Purchasing	4,121	3,043	3,058	2,820	2,438	1,680	1,170	1,196	1,238	1,287	1,276	1,265
SPRDE - S&T Manager (NEW)	-	165	210	257	314	291	483	480	623	2,561	3,062	3,198
Property	620	653	656	674	571	530	481	451	475	501	483	458
Unknown/Other	4,097	2,663	4,002	2,199	3,229	1,495	3,280	1,258	402	71	344	72
OVERALL DAW	129,249	132,593	134,431	134,539	134,370	128,242	126,032	125,879	133,103	147,705	151,891	151,134



Test and Evaluation Career Field Civilian Acquisition Workforce – YRE Distribution

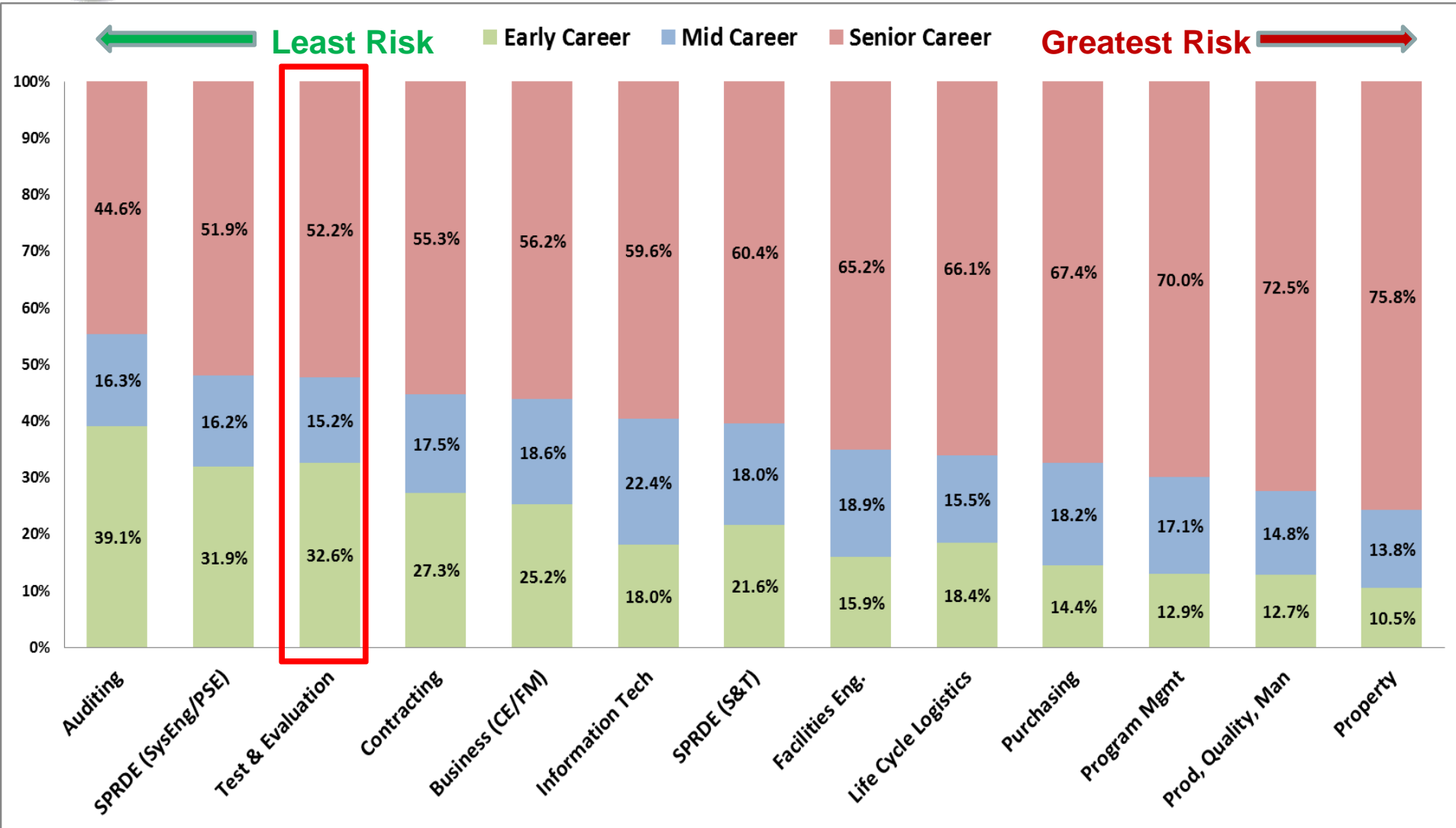
Test & Evaluation - Civilian Retirement Eligibility Distrib - FY12Q3 (6-30-12)





Acquisition Career Fields – Civilian YRE Comparison 'Experience Loss' Risk

FY12-Q3 (6-30-12)



Early Career: Over 20 yrs to Ret Elig

Mid Career: 11-20 yrs to Ret Elig

Senior Career: Within 10 yrs to Ret Elig



Test & Evaluation Critical Acquisition Positions (CAPs)

Position Type	T&E TOTAL		<i>Entire DAW</i>	
Key Leadership Positions (KLPs)	59	0.7%	1,302	0.9%
Critical Acquisition Positions (CAPs)	936	11.0%	15,803	10.5%
Non-CAP Positions	7,515	88.3%	134,029	88.7%
TOTAL	8,510		151,134	

NOTE: Test & Evaluation Career Field has 6,711 civilians and 1,799 military



Test & Evaluation Acquisition Workforce Occupational Series

Civilian Occupational Series (<i>top 5</i>)	T&E TOTAL	
0855 - Engineer, Electronics	1,762	26.3%
0801 - Engineer, General	1,484	22.1%
0830 - Engineer, Mechanical	819	12.2%
0861 - Engineer, Aerospace	517	7.7%
1550 - Computer Scientist	437	6.5%
<i>Other</i>	1,692	25.2%
TOTAL CIVILIAN	6,711	Civilians

NOTE: Test & Evaluation Career Field has 6,711 civilians and 1,799 military



Test & Evaluation Acquisition Workforce Educational Levels

Highest Level of Education	T&E TOTAL		<i>Entire DAW</i>	
Post Grad	3,261	38.3%	52,033	34.4%
Bachelors	4,921	57.8%	70,913	46.9%
Some College	135	1.6%	13,134	8.7%
High School	114	1.3%	13,851	9.2%
<i>Other</i>	79	0.9%	1,203	0.8%
TOTAL	8,510		151,134	

NOTE: Test & Evaluation Career Field has 6,711 civilians and 1,799 military



Test & Evaluation Acquisition Workforce Data – End-FY12-Q3

Test & Evaluation Acquisition Workforce DAWIA Certification Status

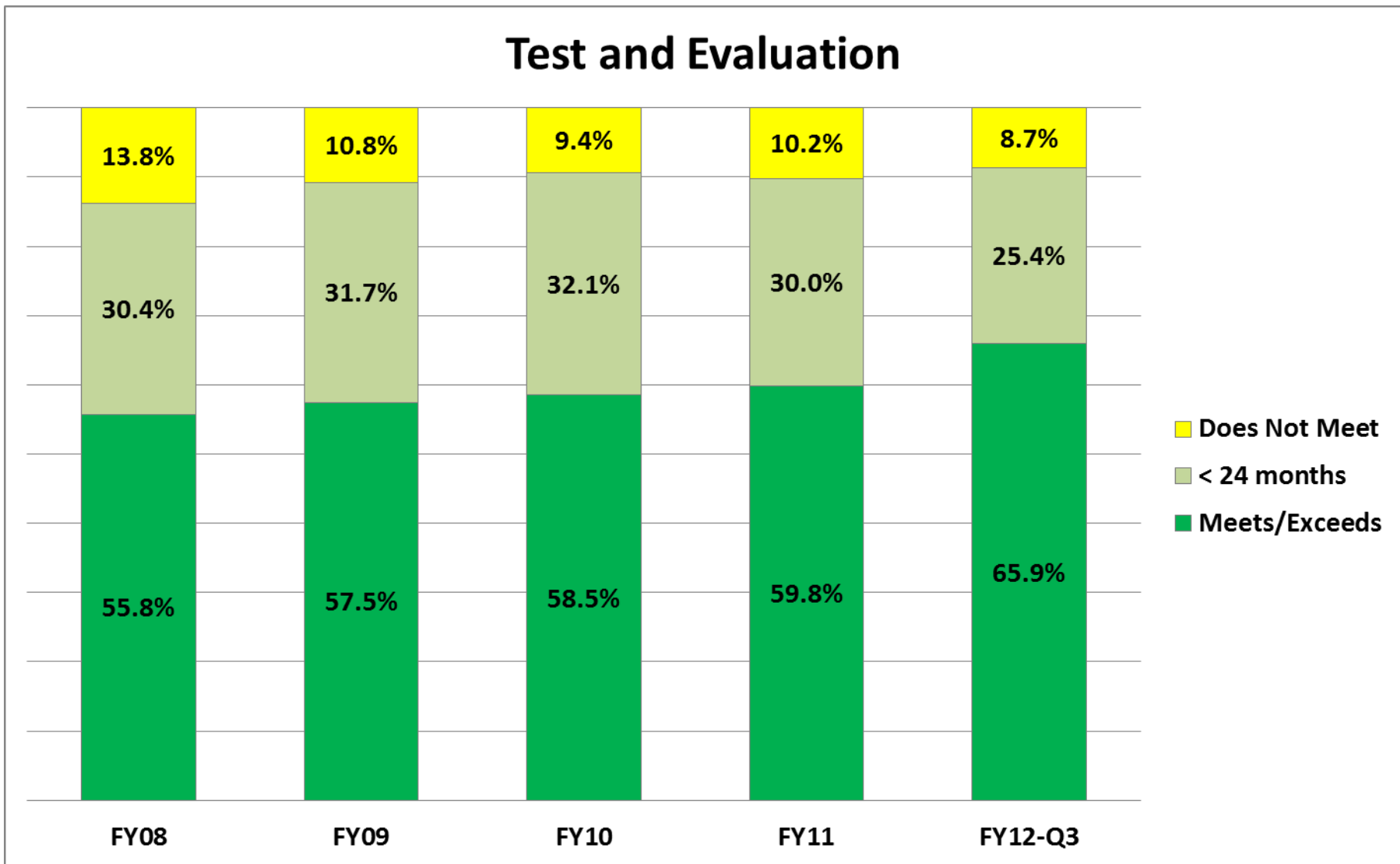
T&E Career Field Position Certification Req't	Meets	Within 24 Months Of Hire	Does NOT Meet	FY12 Q3 TOTAL	
Level I	386	357	24	767	9.0%
Level II	2,193	1,238	301	3,732	43.9%
Level III	3,031	566	411	4,008	47.1%
Unknown		1	2	3	0.04%
TOTAL	5,610	2,162	738	8,510	
	65.9%	25.4%	8.7%		
Entire DAW	99,804	36,869	14,461	151,134	
	66.0%	24.4%	9.6%		

T&E Career Field Certification Requirement "Does NOT Meet"	YEARS OF SERVICE								FY12 Q3 TOTAL	
	Under 5	6 - 10	11 - 15	16 - 20	21 - 25	26 - 30	31 - 35	Over 35		
Level I	6	11	2	4	1				24	3%
Level II	96	78	47	36	26	11	3	4	301	41%
Level III	60	77	50	27	80	76	26	15	411	56%
<i>Level Unknown</i>				1				1	2	0.3%
TOTAL	162	166	99	68	107	87	29	20	738	
	22%	22%	13%	9%	14%	12%	4%	3%		



DAWIA Certification Trends - FY08 through FY12-Q3

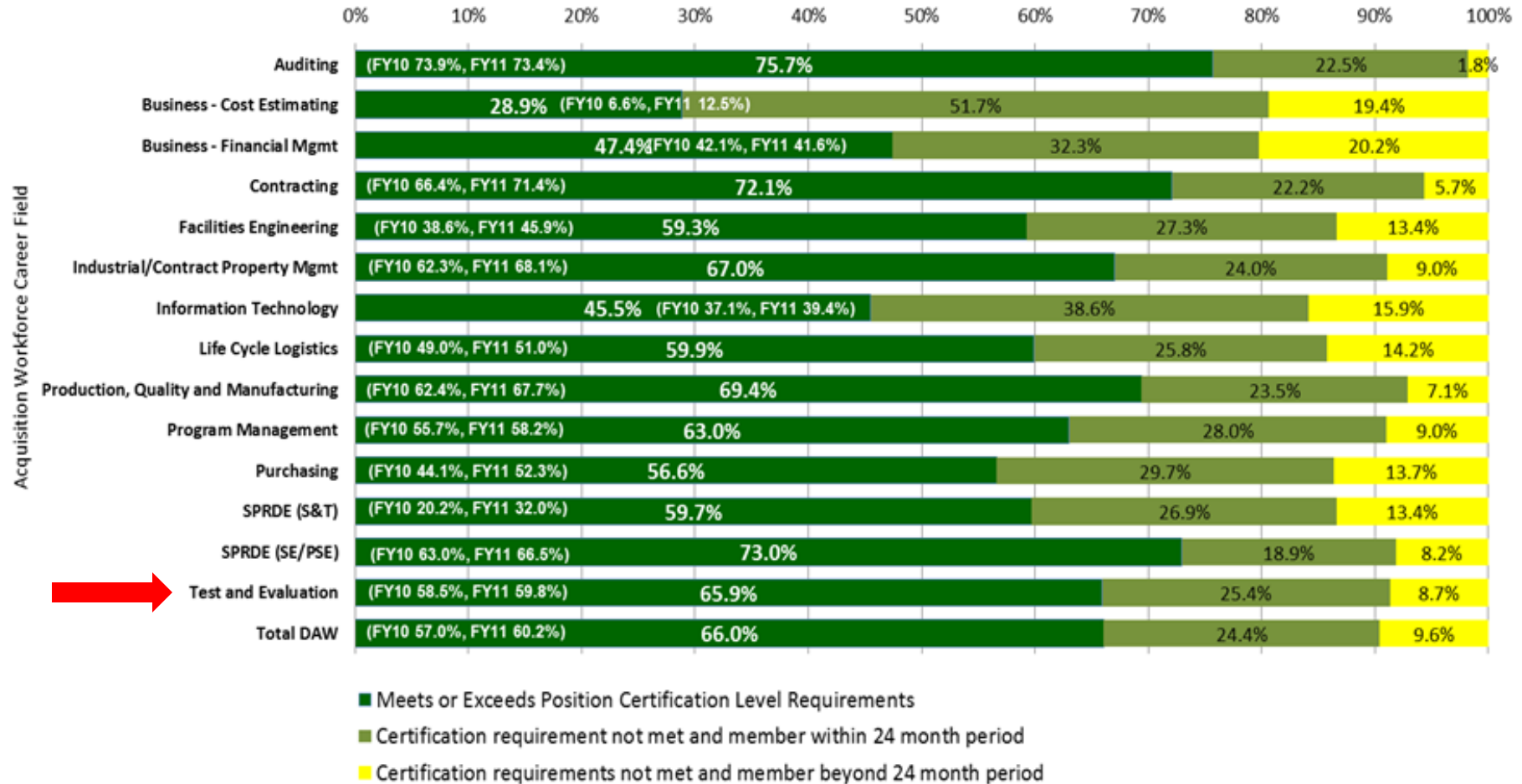
Test & Evaluation Career Field





Test & Evaluation Acquisition Workforce Data – End-FY12-Q3

Certification Level "Meet/Exceed" Rates by Career Field AT&L (FY12 Q3)





Test & Evaluation Acquisition Workforce by Race and Gender

Race	T&E TOTAL		Entire DAW	
WHITE	6,841	80.4%	114,705	75.9%
BLACK	366	4.3%	17,242	11.4%
ASIAN	566	6.7%	9,683	6.4%
MULTI	104	1.2%	2,090	1.4%
AMI/AN	48	0.6%	902	0.6%
PI	25	0.3%	600	0.4%
<i>Unspecified</i>	560	6.6%	5,912	3.9%
TOTAL	8,510		151,134	
Gender	T&E TOTAL		Entire DAW	
Males	7,297	85.7%	106,376	70.4%
Females	1,193	14.0%	44,298	29.3%
<i>Unspecified</i>	20	0.2%	460	0.3%
TOTAL	8,510		151,134	

NOTE: Test & Evaluation Career Field has 6,711 civilians and 1,799 military



Test & Evaluation Acquisition Workforce Data – End-FY12-Q3

END