



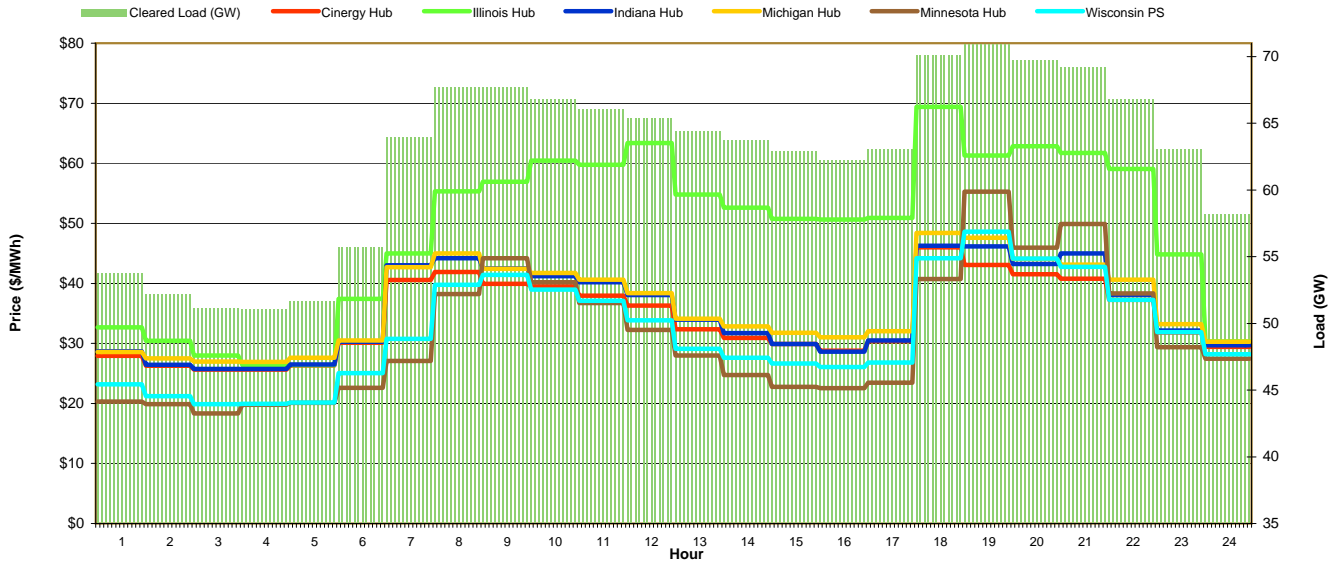
MISO Daily Report

Thursday December 1, 2011

Price	<=0	>=100	>=200
Forecast Error %	0-4.9%	5-9.9%	>=10%

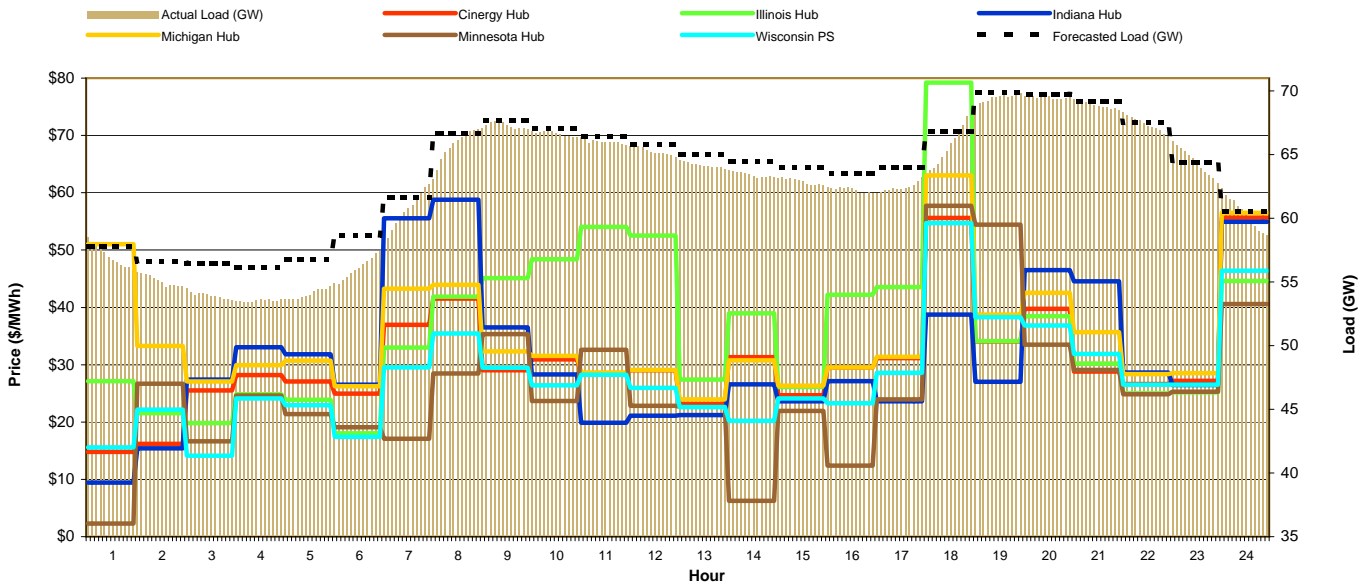
Day-Ahead Prices and Cleared Load

Hour Ending:																									Avg. Hr \$			
	1	2	3	4	5	6	7	8	9	10	11	12	13	14	15	16	17	18	19	20	21	22	23	24	All	On Pk		
Cinergy Hub	27.94	26.28	25.62	25.61	26.34	30.12	40.57	41.91	39.93	39.49	37.97	36.29	32.36	30.92	29.88	28.76	30.38	46.00	43.06	41.53	40.77	37.23	31.81	29.43	34.18	36.77		
Illinois Hub	32.66	30.44	28.00	26.42	26.38	37.43	45.00	55.31	56.94	60.46	59.73	63.37	54.79	52.62	50.72	50.61	50.91	69.40	61.29	62.86	61.72	59.08	44.85	30.34	48.81	57.17		
Indiana Hub	28.66	26.42	25.75	25.76	26.49	30.27	43.00	44.20	42.46	41.21	40.17	38.06	33.96	31.71	29.89	28.61	30.50	46.25	46.15	43.21	45.00	38.10	32.15	29.70	35.32	38.23		
Michigan Hub	28.55	27.51	26.96	26.89	27.63	30.48	42.69	45.00	42.43	41.72	40.59	38.38	34.11	32.85	31.74	31.03	32.02	48.40	47.61	44.07	43.11	40.60	33.21	30.25	36.16	39.18		
Minnesota Hub	20.31	19.90	18.31	19.76	20.09	22.58	27.09	38.21	44.20	40.20	36.73	32.26	27.99	24.74	22.77	22.56	23.44	40.73	55.25	45.93	49.90	38.31	29.35	27.45	31.17	35.79		
Wisconsin PS	23.20	21.24	19.89	19.96	20.14	25.07	30.76	39.78	41.43	38.94	37.09	33.84	29.10	27.59	26.65	26.05	26.80	44.19	48.63	44.12	42.77	37.23	31.89	28.22	31.86	36.00		
Cleared Load (GW)	53.8	52.2	51.1	51.1	51.7	55.7	64.0	67.7	67.7	66.8	66.1	65.4	64.4	63.7	62.9	62.3	63.1	70.1	71.0	69.7	69.3	66.8	63.1	5.8				



Preliminary Real-Time Prices with Forecasted and Actual System Load

Hour Ending:																									Avg. Hr \$			
	1	2	3	4	5	6	7	8	9	10	11	12	13	14	15	16	17	18	19	20	21	22	23	24	All	On Pk		
Cinergy Hub	14.78	16.17	25.53	28.20	27.09	24.93	36.97	41.51	29.03	30.94	28.52	29.01	23.15	31.34	24.69	29.51	31.17	55.63	34.06	39.77	28.80	26.62	27.21	55.68	30.85	31.94		
Illinois Hub	27.12	21.54	19.81	24.86	23.88	18.04	33.00	41.88	45.13	48.39	54.06	52.52	27.43	38.98	26.10	42.18	43.52	79.21	34.11	38.47	30.20	25.03	25.20	44.58	36.05	40.78		
Indiana Hub	9.45	15.41	27.39	33.06	31.83	26.54	55.53	58.81	36.51	28.28	19.89	21.13	21.19	26.58	23.62	27.14	23.62	38.77	27.02	46.52	44.53	28.62	26.44	54.95	31.37	31.17		
Michigan Hub	51.02	33.27	27.09	29.93	30.72	26.24	43.28	43.91	32.30	31.53	28.63	29.10	23.96	30.75	26.33	29.56	31.37	63.03	38.77	42.54	35.68	28.34	28.53	56.49	35.10	34.02		
Minnesota Hub	2.27	26.70	16.63	24.62	21.40	19.07	17.10	28.45	35.32	23.69	32.59	22.81	22.65	6.24	21.96	12.37	23.96	57.73	54.43	33.48	29.09	24.82	25.30	40.57	25.97	28.43		
Wisconsin PS	15.60	22.15	14.15	24.14	22.96	17.40	29.53	35.47	29.45	26.43	28.28	25.97	22.63	20.23	24.10	23.29	28.57	54.74	38.31	36.82	31.90	26.51	26.55	46.41	27.98	29.95		
Forecasted Load (GW)	57.8	56.6	56.5	56.2	56.7	58.6	61.6	66.6	67.6	67.0	66.4	65.8	65.0	64.5	64.0	63.5	64.0	66.8	69.9	69.7	69.1	67.5	64.4	60.5				
Forecast Error %	-1.3%	-2.7%	-4.7%	-4.9%	-5.0%	-4.6%	-1.8%	-1.5%	-0.5%	-0.5%	-0.6%	-0.8%	-1.3%	-1.6%	-1.7%	-2.1%	-2.5%	-1.7%	-0.7%	-0.3%	-0.4%	-0.2%	0.1%	-0.2%				





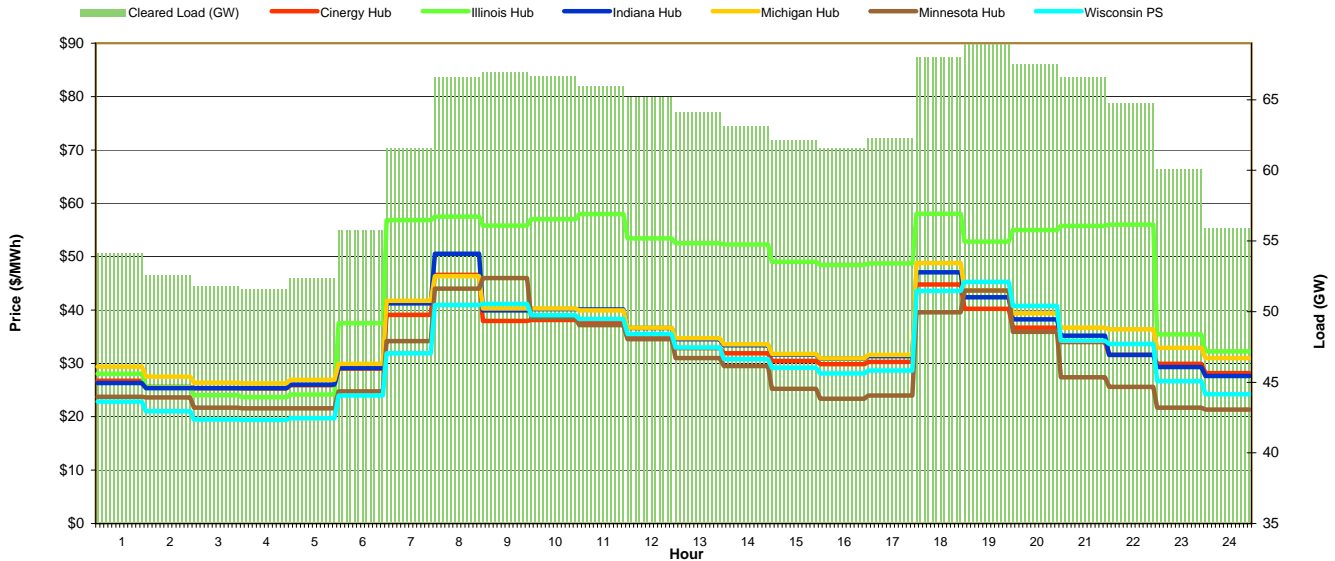
MISO Daily Report

Friday December 2, 2011

Price	<=0	>=100	>=200
Forecast Error %	0-4.9%	5-9.9%	>=10%

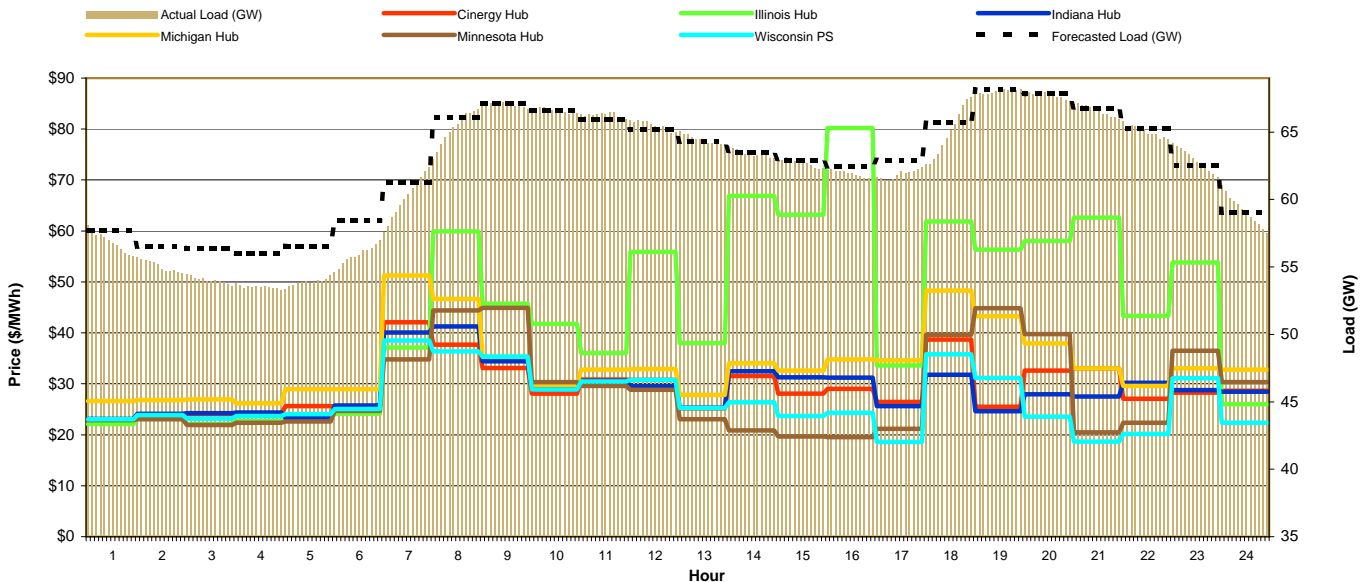
Day-Ahead Prices and Cleared Load

Hour Ending:	1	2	3	4	5	6	7	8	9	10	11	12	13	14	15	16	17	18	19	20	21	22	23	24	Avg. Hr \$	
																									All	On Pk
Cinergy Hub	26.74	25.61	25.34	25.29	25.91	29.00	39.11	46.58	37.94	38.14	37.77	34.78	32.84	31.91	30.44	29.87	30.27	44.79	40.23	36.68	34.00	31.59	29.90	28.19	33.04	35.48
Illinois Hub	28.06	25.57	24.06	23.69	24.19	37.55	56.84	57.52	55.82	57.02	57.97	53.45	52.54	49.05	48.42	48.74	58.04	52.82	55.01	55.76	56.00	35.46	32.26	45.75	52.87	52.87
Indiana Hub	26.32	25.36	25.38	25.37	26.02	29.17	41.23	50.52	39.91	40.18	40.12	36.61	34.53	33.42	31.65	30.85	31.38	47.05	42.40	38.26	35.18	31.62	29.35	27.62	34.15	37.06
Michigan Hub	29.39	27.55	26.38	26.25	26.90	29.94	41.73	46.32	40.27	40.27	39.91	36.72	34.71	33.60	31.75	30.96	31.57	48.80	43.70	39.39	36.68	36.38	32.91	30.99	35.13	37.75
Minnesota Hub	23.72	23.60	21.69	21.61	21.61	24.78	34.16	44.03	46.00	38.48	37.20	34.56	31.02	29.51	25.23	23.37	23.97	39.60	43.64	35.94	27.42	25.63	21.70	21.34	29.99	32.96
Wisconsin PS	22.84	21.07	19.47	19.41	19.71	24.01	31.89	40.97	41.15	39.06	38.31	35.47	32.96	30.84	29.20	28.15	28.67	43.61	45.29	40.75	34.24	33.61	26.70	24.21	31.31	35.56
Cleared Load (GW)	54.1	52.6	51.8	51.6	52.4	55.8	61.6	66.6	66.9	66.7	66.0	65.2	64.1	63.1	62.2	61.6	62.3	68.0	69.0	67.5	66.6	64.7	60.1	5.6		



Preliminary Real-Time Prices with Forecasted and Actual System Load

Hour Ending:	1	2	3	4	5	6	7	8	9	10	11	12	13	14	15	16	17	18	19	20	21	22	23	24	Avg. Hr \$	
																									All	On Pk
Cinergy Hub	22.91	23.92	24.04	24.18	25.60	25.50	42.09	37.66	33.10	28.08	30.85	30.75	25.21	31.53	28.10	29.00	26.44	38.66	25.48	32.58	33.04	27.08	28.26	28.63	29.28	30.36
Illinois Hub	22.10	23.14	22.10	22.68	23.00	24.12	37.09	59.94	45.74	41.74	36.02	55.90	37.99	66.88	63.20	80.21	33.61	61.88	56.33	58.03	62.63	43.35	53.83	26.03	44.06	53.58
Indiana Hub	23.09	24.10	24.22	24.37	23.27	25.72	40.04	41.28	34.42	28.95	30.61	29.52	25.34	32.46	31.26	31.20	25.60	31.76	24.64	27.95	27.51	30.23	28.75	28.42	28.95	30.09
Michigan Hub	26.62	26.80	26.95	26.16	28.93	28.93	51.28	46.68	35.28	29.79	32.80	32.91	27.85	34.03	32.60	34.78	34.61	48.30	43.26	37.94	33.01	29.57	33.01	32.80	33.95	35.40
Minnesota Hub	22.88	23.07	21.90	22.38	22.59	24.70	34.79	44.39	44.88	30.35	29.60	28.82	23.08	20.85	19.64	19.52	21.15	39.65	44.82	39.73	20.46	22.37	36.52	30.34	28.69	30.36
Wisconsin PS	23.07	23.89	23.15	23.70	24.07	25.08	38.53	36.34	35.37	28.88	30.43	30.78	25.26	26.39	23.67	24.29	18.58	35.78	31.16	23.58	18.67	20.17	31.09	22.36	26.84	27.53
Forecasted Load (GW)	57.7	56.5	56.3	56.0	56.5	58.4	61.3	66.1	67.1	66.6	66.0	65.2	64.3	63.5	62.9	62.5	62.9	65.7	68.1	67.8	66.7	65.2	62.5	59.0		
Forecast Error %	-1.4%	-2.5%	-4.3%	-4.6%	-5.0%	-4.6%	-1.9%	-1.2%	-0.1%	0.0%	0.4%	0.5%	0.2%	-0.1%	-0.2%	-0.9%	-1.7%	-1.1%	-0.2%	-0.2%	-0.2%	-0.2%	0.6%	0.3%		





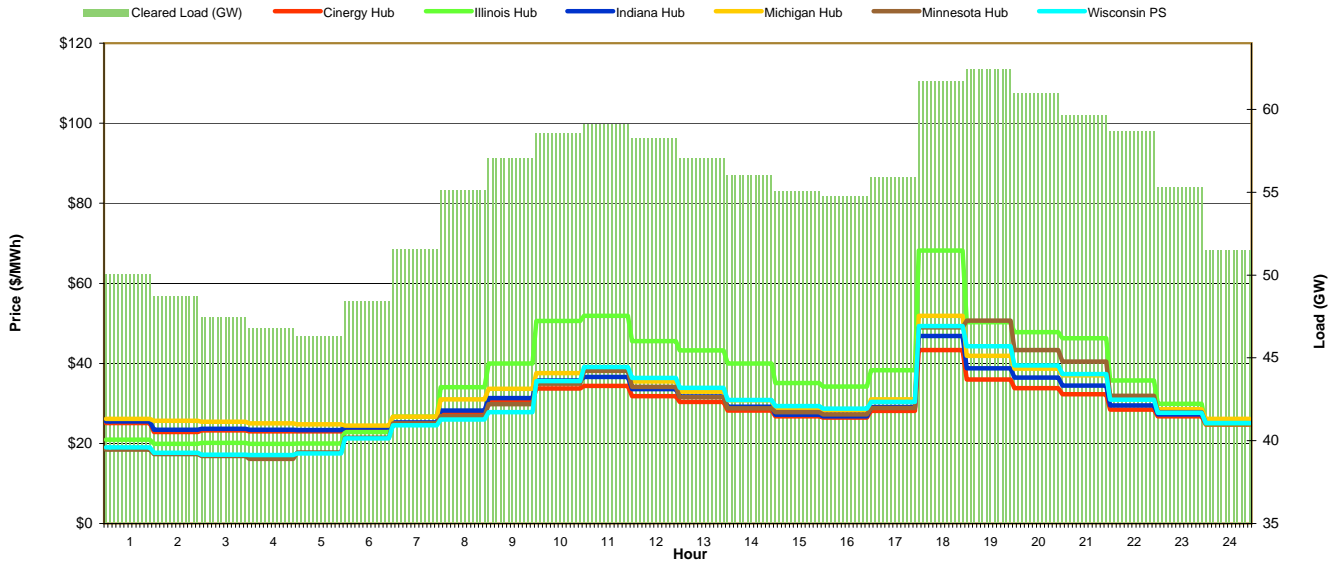
MISO Daily Report

Saturday December 3, 2011

Price	<=0	>=100	>=200
Forecast Error %	0-4.9%	5-9.9%	>=10%

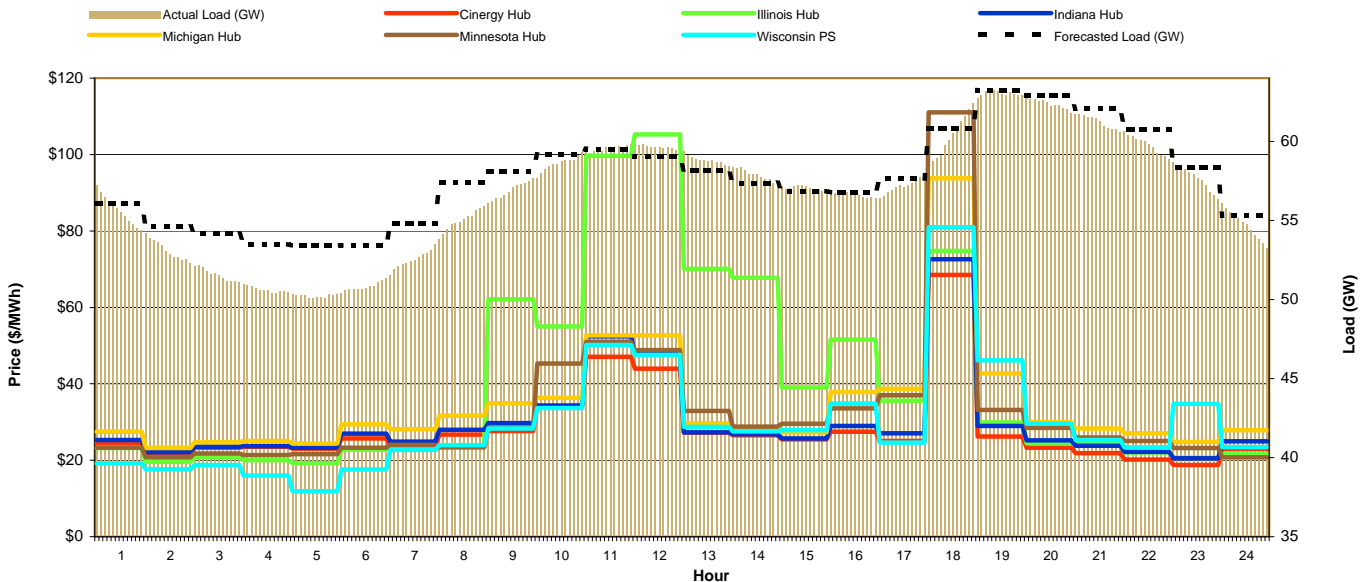
Day-Ahead Prices and Cleared Load

Hour Ending:																									Avg. Hr \$	
	1	2	3	4	5	6	7	8	9	10	11	12	13	14	15	16	17	18	19	20	21	22	23	24	All	On Pk
Cinergy Hub	25.09	22.89	23.27	23.05	23.04	23.69	25.07	27.66	30.37	33.72	34.36	31.78	30.35	28.21	26.79	26.46	28.17	43.34	36.01	33.85	32.27	28.50	26.81	24.72	28.73	31.17
Illinois Hub	20.96	19.93	20.14	19.91	19.95	22.90	26.70	34.03	40.00	50.62	51.87	45.53	43.23	40.00	35.09	34.18	38.29	68.18	50.29	47.83	46.26	35.72	29.89	24.85	36.10	43.19
Indiana Hub	25.52	23.40	23.64	23.41	23.36	24.00	25.30	28.19	31.30	35.75	36.61	33.60	31.75	29.16	27.21	26.77	29.07	46.82	38.75	36.43	34.42	29.53	27.26	25.18	29.85	32.66
Michigan Hub	26.14	25.65	25.45	25.04	24.81	24.46	26.68	31.03	33.63	37.61	38.24	35.49	32.97	30.79	28.76	28.35	31.03	51.86	41.90	38.71	37.04	31.52	28.52	26.18	31.74	34.84
Minnesota Hub	18.50	17.34	16.88	16.15	17.71	21.42	25.06	26.84	29.83	34.92	38.10	34.15	31.55	28.75	27.86	27.28	28.85	49.03	50.70	43.34	40.47	31.91	27.83	25.03	29.56	34.46
Wisconsin PS	19.00	17.67	17.20	17.07	17.48	21.26	24.51	25.95	27.83	35.55	39.11	36.39	33.93	30.82	29.33	28.73	30.40	49.30	44.29	39.48	37.30	30.94	27.65	25.10	29.43	34.19
Cleared Load (GW)	50.1	48.7	47.5	46.8	46.3	48.4	51.6	55.1	57.0	58.6	59.1	58.3	57.1	56.0	55.1	54.8	55.9	61.7	62.4	61.0	59.7	58.7	55.3	5.1		



Preliminary Real-Time Prices with Forecasted and Actual System Load

Hour Ending:																									Avg. Hr \$	
	1	2	3	4	5	6	7	8	9	10	11	12	13	14	15	16	17	18	19	20	21	22	23	24	All	On Pk
Cinergy Hub	24.48	21.86	23.31	23.55	23.06	25.75	23.53	26.69	27.63	34.07	47.07	43.94	27.22	26.54	25.44	27.48	25.05	68.51	26.21	23.24	21.85	20.18	18.73	22.93	28.26	30.62
Illinois Hub	23.20	19.59	20.81	20.00	19.26	22.80	23.87	23.82	62.13	54.98	99.62	105.26	70.07	67.74	39.00	51.58	35.55	74.76	29.86	24.49	24.27	22.00	20.70	21.58	40.71	50.36
Indiana Hub	25.32	22.07	23.52	23.74	23.24	26.97	24.89	27.96	29.76	34.33	52.44	47.94	27.32	26.80	25.67	28.97	27.06	72.60	28.97	25.23	23.77	22.23	20.50	24.97	29.84	32.60
Michigan Hub	27.46	23.21	24.72	25.01	24.33	29.43	28.15	31.66	34.95	36.31	52.64	52.66	29.63	28.36	27.32	37.89	38.70	93.79	42.71	30.01	28.33	27.06	24.78	27.89	34.46	38.55
Minnesota Hub	23.31	20.76	21.80	21.35	21.60	23.24	24.07	23.39	28.57	45.30	50.97	48.86	32.94	28.80	29.58	33.54	37.05	111.03	33.18	28.50	25.99	25.08	23.18	20.76	32.62	37.87
Wisconsin PS	19.18	17.64	18.74	16.00	11.90	17.63	22.73	23.95	28.30	33.67	50.15	47.57	28.75	27.57	27.85	34.80	24.62	80.96	46.15	29.57	25.30	23.40	34.78	23.48	29.78	35.46
Forecasted Load (GW)	56.0	54.6	54.2	53.5	53.4	53.4	54.8	57.4	58.1	59.2	59.5	59.0	58.1	57.4	56.9	56.8	57.6	60.8	63.2	62.9	62.1	60.8	58.3	55.3		
Forecast Error %	-0.7%	-2.7%	-5.0%	-5.7%	-6.3%	-5.2%	-4.4%	-4.4%	-2.1%	-1.0%	0.1%	1.0%	1.2%	0.9%	0.3%	-0.2%	-0.8%	-0.9%	-0.3%	-0.8%	-1.3%	-1.6%	-1.2%	-1.1%		





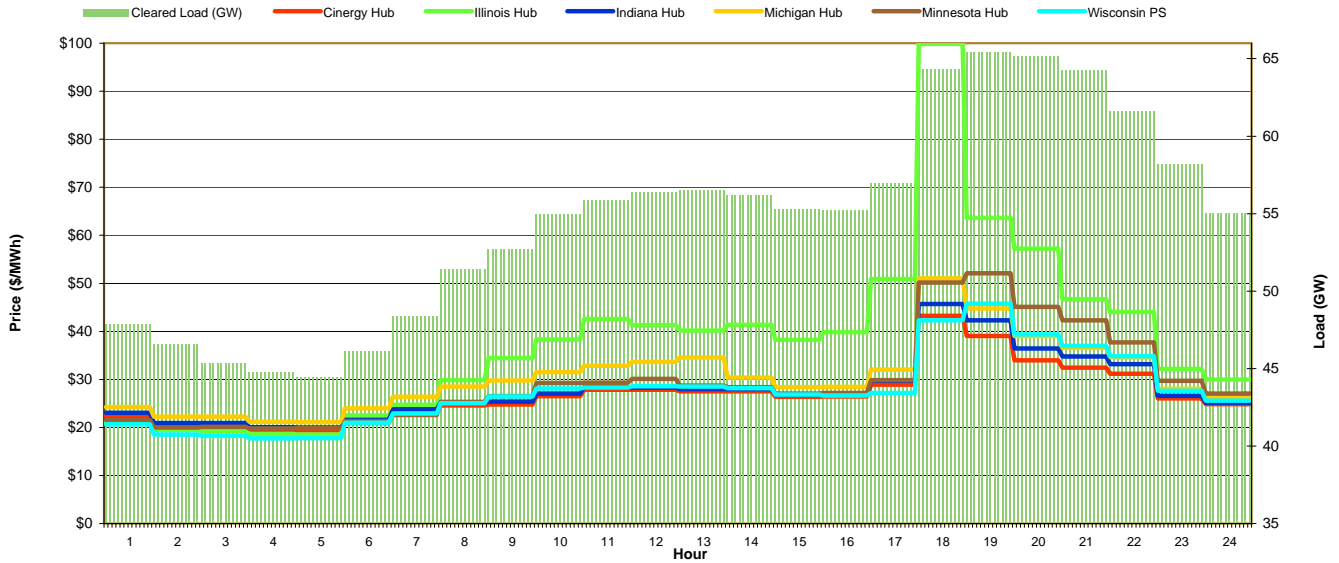
MISO Daily Report

Sunday December 4, 2011

Price	<=0	>=100	>=200
Forecast Error %	0-4.9%	5-9.9%	>=10%

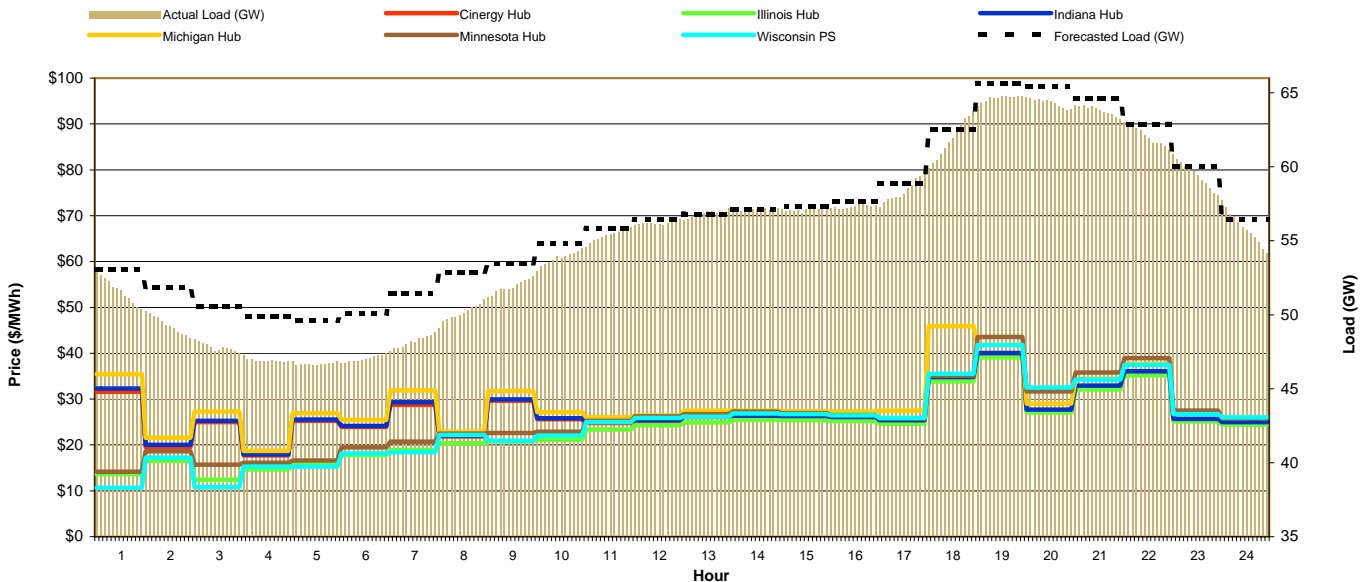
Day-Ahead Prices and Cleared Load

Hour Ending:																									Avg. Hr \$			
	1	2	3	4	5	6	7	8	9	10	11	12	13	14	15	16	17	18	19	20	21	22	23	24	All	On Pk		
Cinergy Hub	22.41	20.30	20.34	19.51	19.42	20.95	23.08	24.57	24.78	26.54	27.86	27.86	27.49	27.51	26.40	26.47	28.91	43.27	39.06	33.97	32.42	31.21	28.05	24.86	26.89	29.65		
Illinois Hub	21.04	19.49	19.23	18.65	18.51	22.49	24.74	29.88	34.44	38.28	42.56	41.30	40.20	41.38	38.25	39.83	50.90	99.87	63.60	57.25	46.71	44.03	32.16	30.00	38.12	46.29		
Indiana Hub	23.04	20.93	20.93	20.07	19.97	21.56	23.77	25.16	25.37	27.06	28.37	28.33	27.98	28.00	26.82	26.90	29.71	45.72	42.29	36.45	34.75	33.15	26.57	25.12	27.83	30.79		
Michigan Hub	24.26	22.23	22.27	21.21	21.09	24.01	26.37	28.52	29.77	31.53	32.87	33.63	34.55	30.40	28.35	28.45	32.06	51.00	44.80	39.06	36.56	34.64	28.04	26.36	30.50	34.01		
Minnesota Hub	21.50	19.99	20.13	19.79	19.86	21.30	22.57	25.31	26.53	29.28	29.34	30.09	28.74	28.37	27.04	27.15	29.83	50.17	52.09	45.13	42.31	37.70	29.74	27.06	29.63	33.68		
Wisconsin PS	20.65	18.55	18.29	17.72	17.76	20.97	22.89	25.03	26.47	28.12	28.30	28.57	28.53	28.18	26.85	26.62	27.21	42.28	45.76	39.39	36.95	34.87	27.65	25.61	27.63	31.30		
Cleared Load (GW)	47.9	46.6	45.3	44.8	44.5	46.1	48.4	51.4	52.7	55.0	55.9	56.4	56.6	56.2	55.3	55.2	57.0	64.3	65.5	65.1	64.3	61.6	58.2	5.5				



Preliminary Real-Time Prices with Forecasted and Actual System Load

Hour Ending:																									Avg. Hr \$			
	1	2	3	4	5	6	7	8	9	10	11	12	13	14	15	16	17	18	19	20	21	22	23	24	All	On Pk		
Cinergy Hub	31.61	19.55	24.95	17.72	25.28	23.91	28.75	21.86	29.66	25.58	24.80	25.20	26.07	26.15	26.09	25.87	25.22	34.58	39.72	27.50	32.67	35.77	25.49	24.78	27.03	28.26		
Illinois Hub	13.64	16.57	12.41	14.62	15.91	17.76	18.90	20.35	20.77	21.11	23.39	24.31	24.93	25.47	25.42	25.21	24.66	33.83	39.05	27.07	32.07	35.14	25.12	24.40	23.42	26.74		
Indiana Hub	32.32	20.04	25.24	17.90	25.55	24.12	29.32	22.02	29.93	25.83	25.03	25.42	26.30	26.39	26.33	26.12	25.43	34.84	40.04	27.73	32.96	36.11	25.71	25.01	27.32	28.51		
Michigan Hub	35.46	21.57	27.26	18.72	26.96	25.47	31.91	22.91	31.78	27.17	26.05	26.48	27.46	27.47	27.38	27.26	27.51	45.92	41.77	29.04	34.37	37.67	27.00	26.06	29.19	30.45		
Minnesota Hub	14.17	18.62	15.67	16.11	16.61	19.46	20.71	22.45	22.64	22.90	25.24	26.23	26.71	27.27	26.96	26.55	25.76	35.07	43.56	31.66	35.82	38.94	27.52	25.73	25.52	29.08		
Wisconsin PS	10.69	17.25	10.83	15.31	15.25	18.12	18.40	22.22	20.95	22.08	25.01	25.88	26.20	26.86	26.75	26.46	25.91	35.54	41.81	32.52	34.28	37.46	26.74	26.04	24.52	28.54		
Forecasted Load (GW)	53.0	51.9	50.5	49.9	49.6	50.1	51.4	52.9	53.5	54.8	55.9	56.4	56.8	57.1	57.3	57.7	58.9	62.5	65.7	65.4	64.6	62.9	60.0	56.4				
Forecast Error %	-2.7%	-5.2%	-5.7%	-6.3%	-6.3%	-6.6%	-6.7%	-5.5%	-3.0%	-1.9%	-0.9%	-0.4%	0.1%	0.0%	-0.4%	-0.6%	-0.9%	-1.1%	-1.6%	-1.7%	-1.3%	-1.3%	-0.9%	-1.0%				





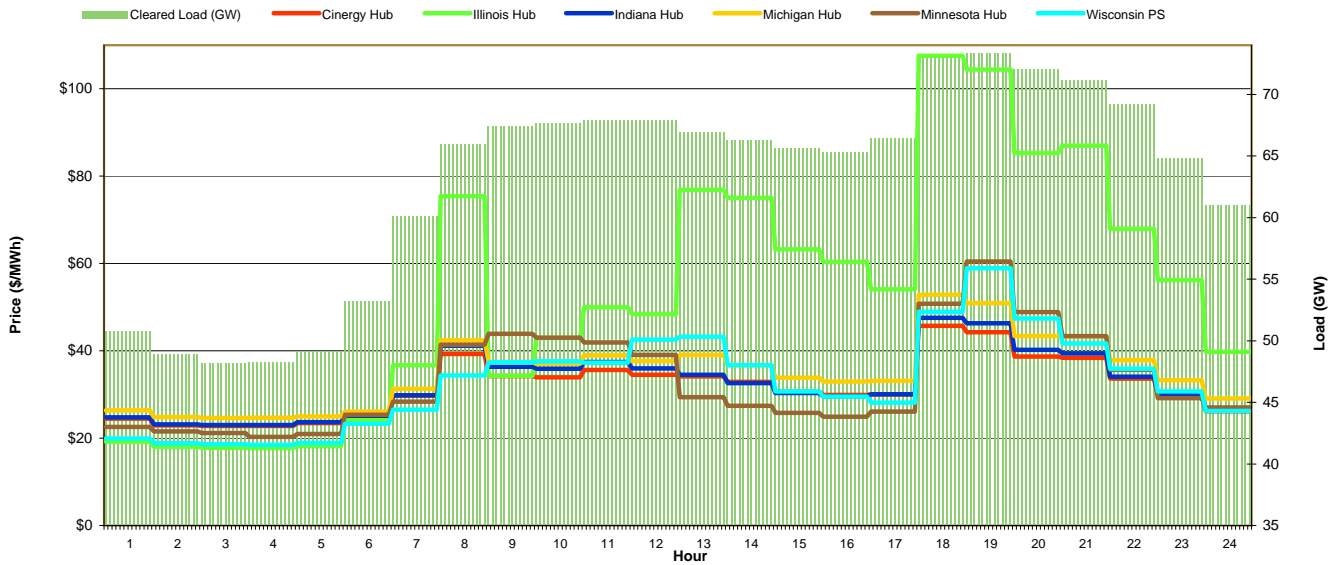
MISO Daily Report

Monday December 5, 2011

Price	<=0	>=100	>=200
Forecast Error %	0-4.9%	5-9.9%	>=10%

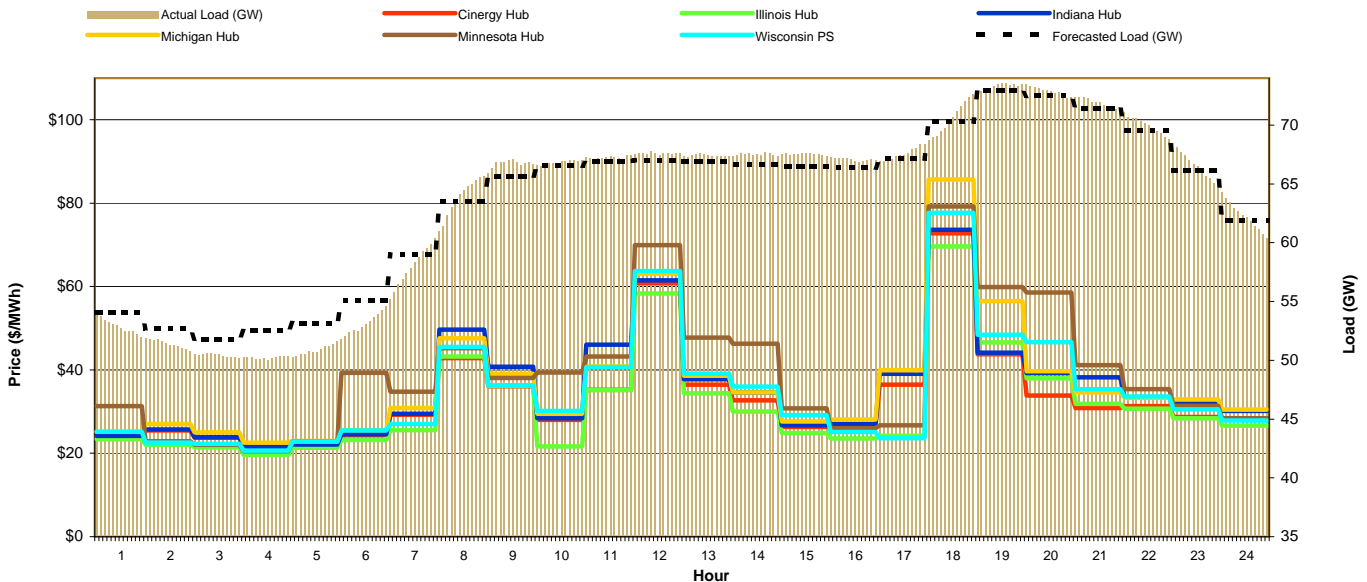
Day-Ahead Prices and Cleared Load

Hour Ending:																									Avg. Hr \$	
	1	2	3	4	5	6	7	8	9	10	11	12	13	14	15	16	17	18	19	20	21	22	23	24	All	On Pk
Cinergy Hub	24.50	22.96	22.80	22.78	23.44	24.85	29.74	39.27	34.21	33.94	35.65	34.55	34.13	32.93	30.62	29.90	30.03	45.76	44.25	38.71	38.38	33.65	29.88	26.16	31.80	35.37
Illinois Hub	19.20	18.02	17.80	17.77	18.16	24.08	36.75	75.39	34.33	42.92	50.00	48.34	76.85	75.01	63.27	60.42	54.07	107.56	104.44	85.29	86.99	67.97	56.21	39.76	53.36	68.07
Indiana Hub	24.74	23.19	23.03	23.00	23.67	25.12	29.80	41.17	36.32	35.92	37.48	36.00	34.49	32.64	30.33	29.64	30.07	47.57	46.31	40.24	39.45	34.10	29.98	26.56	32.53	36.36
Michigan Hub	26.40	24.85	24.66	24.73	25.02	26.12	31.30	42.41	37.40	37.05	38.97	37.65	39.07	36.74	33.83	32.98	33.09	52.84	50.91	43.38	43.31	37.87	33.26	29.09	35.12	39.42
Minnesota Hub	22.60	21.55	21.16	20.29	20.93	25.37	28.34	41.42	43.89	43.01	41.93	39.09	29.39	27.38	25.79	24.94	26.10	50.79	60.48	48.88	43.36	35.71	29.14	27.01	33.27	38.21
Wisconsin PS	19.97	18.85	18.65	18.46	18.93	23.30	26.56	34.35	37.37	37.59	37.28	42.58	43.27	36.75	30.73	29.51	28.16	48.94	58.93	47.45	41.72	35.92	30.67	26.26	33.01	38.82
Cleared Load (GW)	50.8	48.9	48.2	48.3	49.2	53.3	60.2	66.0	67.4	67.7	68.0	67.9	67.0	66.3	65.6	65.3	66.5	73.2	73.4	72.0	71.1	69.2	64.8	6.1		



Preliminary Real-Time Prices with Forecasted and Actual System Load

Hour Ending:																									Avg. Hr \$	
	1	2	3	4	5	6	7	8	9	10	11	12	13	14	15	16	17	18	19	20	21	22	23	24	All	On Pk
Cinergy Hub	23.95	25.50	23.69	21.41	21.95	24.32	29.26	42.83	36.07	28.04	35.20	60.82	36.50	32.69	26.36	26.68	36.50	72.80	43.78	33.83	30.82	31.34	28.74	28.35	33.39	37.69
Illinois Hub	23.45	22.06	21.44	19.63	21.36	23.18	25.60	43.19	36.16	21.61	35.13	58.33	34.38	30.01	24.86	23.57	24.19	69.60	46.57	37.99	31.84	30.67	28.41	26.64	31.66	36.03
Indiana Hub	24.16	25.73	23.90	21.57	22.09	24.54	29.51	49.69	40.77	28.40	46.03	61.49	37.76	34.60	26.73	27.00	39.11	73.61	44.16	39.23	38.20	33.43	31.97	30.19	35.58	40.76
Michigan Hub	25.17	27.04	25.03	22.55	22.94	25.55	30.84	47.57	39.08	29.48	40.82	63.13	38.61	34.65	27.65	28.08	39.92	85.69	56.47	39.67	34.59	33.30	32.93	30.45	36.72	41.98
Minnesota Hub	31.29	22.87	22.06	20.52	22.80	39.31	34.76	45.21	38.07	39.40	43.23	69.93	47.78	46.27	30.76	25.99	26.71	79.24	59.89	58.54	41.13	35.35	31.43	28.37	39.20	44.93
Wisconsin PS	25.15	22.56	22.29	20.62	22.79	25.50	26.99	45.54	36.35	30.20	40.70	63.68	39.10	36.00	29.15	25.10	23.68	77.66	48.45	46.67	35.38	33.59	30.52	27.88	34.81	40.11
Forecasted Load (GW)	54.0	52.7	51.8	52.5	53.1	55.1	59.0	63.5	65.6	66.6	66.9	67.0	66.9	66.7	66.5	66.4	67.1	70.3	72.9	72.5	71.4	69.6	66.2	61.9		
Forecast Error %	-2.1%	-2.6%	-2.8%	-4.5%	-4.5%	-3.8%	-1.7%	0.5%	1.6%	0.4%	0.5%	0.8%	0.8%	1.3%	1.5%	1.0%	0.6%	0.4%	0.5%	0.7%	0.6%	0.6%	0.6%			





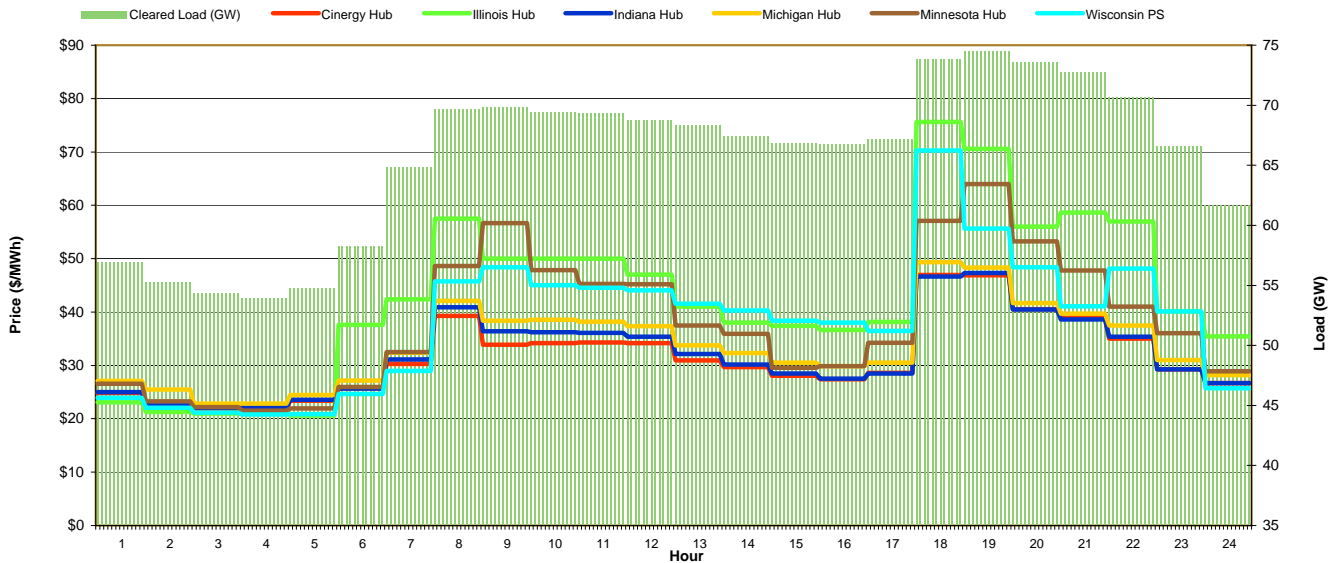
MISO Daily Report

Tuesday December 6, 2011

Price	<=0	>=100	>=200
Forecast Error %	0-4.9%	5-9.9%	>=10%

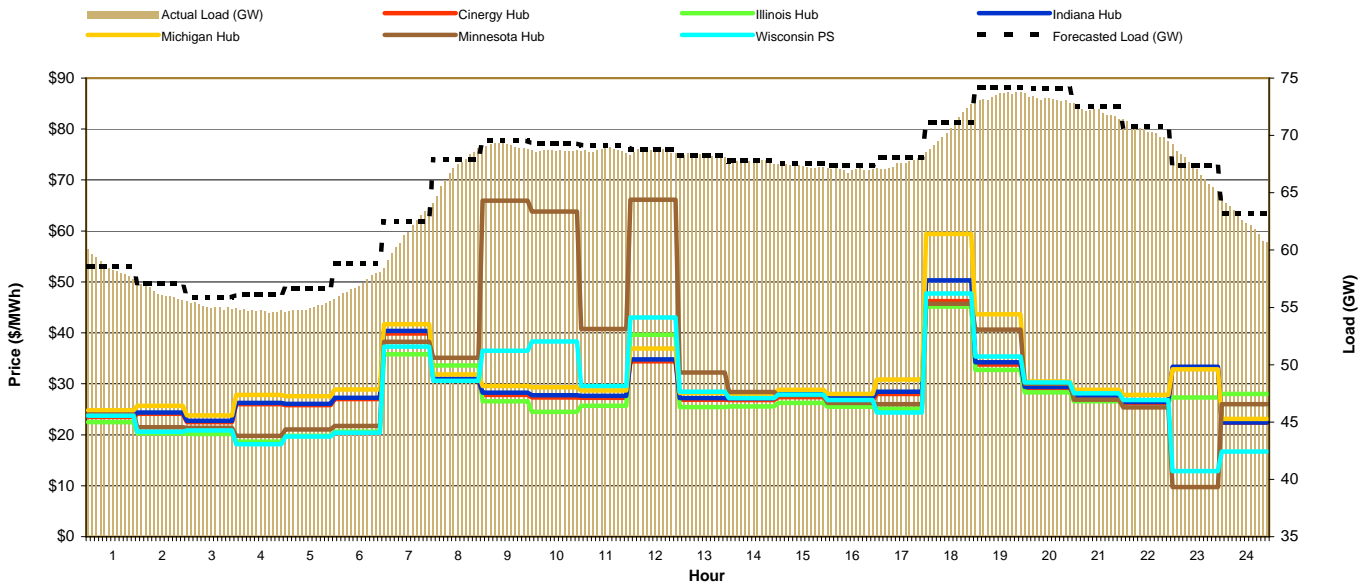
Day-Ahead Prices and Cleared Load

Hour Ending:																									Avg. Hr \$			
	1	2	3	4	5	6	7	8	9	10	11	12	13	14	15	16	17	18	19	20	21	22	23	24	All	On Pk		
Cinergy Hub	24.83	22.49	21.88	21.95	23.37	25.73	30.26	39.30	33.87	34.17	34.30	34.15	30.92	29.67	28.06	27.41	28.58	46.95	46.87	40.51	38.89	35.03	29.24	26.70	31.46	34.87		
Illinois Hub	23.11	21.30	21.00	20.97	20.64	37.57	42.42	57.49	50.00	50.00	50.00	46.98	41.02	38.00	37.42	36.61	38.12	75.59	70.55	56.01	58.62	56.96	40.11	35.46	42.75	50.22		
Indiana Hub	25.00	22.61	22.04	22.11	23.56	25.66	31.13	40.92	36.42	36.19	36.07	35.36	32.15	30.14	28.50	27.51	28.48	46.67	47.31	40.45	38.63	35.39	29.25	26.69	32.01	35.59		
Michigan Hub	27.11	25.49	22.86	22.84	24.48	27.15	32.37	42.12	38.38	38.56	38.18	37.34	33.78	32.29	30.51	29.85	30.53	49.34	48.32	41.70	39.67	37.46	31.00	28.16	33.73	37.44		
Minnesota Hub	26.54	23.26	22.20	21.54	21.96	25.99	32.51	48.65	56.65	47.87	45.29	45.23	37.47	35.93	29.55	29.87	34.26	57.11	64.00	53.24	47.80	40.99	36.05	28.93	38.04	44.37		
Wisconsin PS	23.91	22.06	21.15	20.81	20.85	24.63	28.98	45.74	48.38	45.06	44.56	44.08	41.55	40.32	38.35	38.01	36.44	70.27	55.67	48.41	41.09	48.13	40.12	25.71	38.09	45.38		
Cleared Load (GW)	56.9	55.3	54.4	53.9	54.7	58.2	64.9	69.7	69.9	69.4	69.3	68.8	68.4	67.4	66.9	66.8	67.2	73.9	74.6	73.7	72.8	70.7	66.6	62.2				



Preliminary Real-Time Prices with Forecasted and Actual System Load

Hour Ending:																									Avg. Hr \$			
	1	2	3	4	5	6	7	8	9	10	11	12	13	14	15	16	17	18	19	20	21	22	23	24	All	On Pk		
Cinergy Hub	23.52	24.13	22.51	26.00	25.84	26.98	39.91	30.72	27.82	27.33	27.24	34.43	26.87	26.84	27.36	26.66	28.04	46.24	33.81	29.14	27.46	26.26	32.98	22.36	28.77	29.95		
Illinois Hub	22.51	20.28	20.14	18.65	19.81	20.63	35.83	33.59	26.54	24.47	25.67	39.65	25.43	25.54	26.26	25.49	25.11	45.17	32.72	28.30	26.55	26.56	27.35	28.00	27.09	29.03		
Indiana Hub	23.76	24.36	22.71	26.25	26.09	27.28	40.41	30.95	28.29	27.78	27.63	34.78	27.20	27.16	28.23	27.33	28.46	50.31	34.21	29.42	27.72	26.47	33.32	22.45	29.27	30.58		
Michigan Hub	24.83	25.66	23.78	27.84	27.56	28.87	41.72	31.84	29.58	29.31	28.72	36.96	28.19	28.10	28.84	28.02	30.85	59.43	43.63	30.49	28.80	27.80	32.66	23.11	31.12	32.71		
Minnesota Hub	24.02	21.48	21.38	19.78	21.03	21.74	38.22	35.13	65.94	63.83	40.74	66.11	32.24	28.41	27.69	26.23	25.97	45.72	40.65	30.00	26.91	25.39	9.72	26.01	32.68	36.92		
Wisconsin PS	23.72	20.63	20.85	18.14	19.69	20.39	37.31	30.58	36.51	38.33	29.57	43.00	28.48	27.17	27.87	26.80	24.40	47.75	35.36	30.28	28.12	26.83	12.86	16.74	27.97	30.87		
Forecasted Load (GW)	58.6	57.1	55.9	56.1	56.7	58.8	62.5	67.9	69.5	69.3	69.1	68.8	68.3	67.8	67.5	67.4	68.0	71.1	74.2	74.1	72.5	70.8	67.4	63.2				
Forecast Error %	0.0%	-1.3%	-1.4%	-2.6%	-3.1%	-3.4%	-1.9%	-1.4%	-0.6%	-1.0%	-0.6%	-0.2%	0.0%	-0.1%	-0.3%	-0.5%	-0.8%	0.0%	-1.0%	-1.2%	-0.6%	-0.5%	-0.4%	-0.9%				





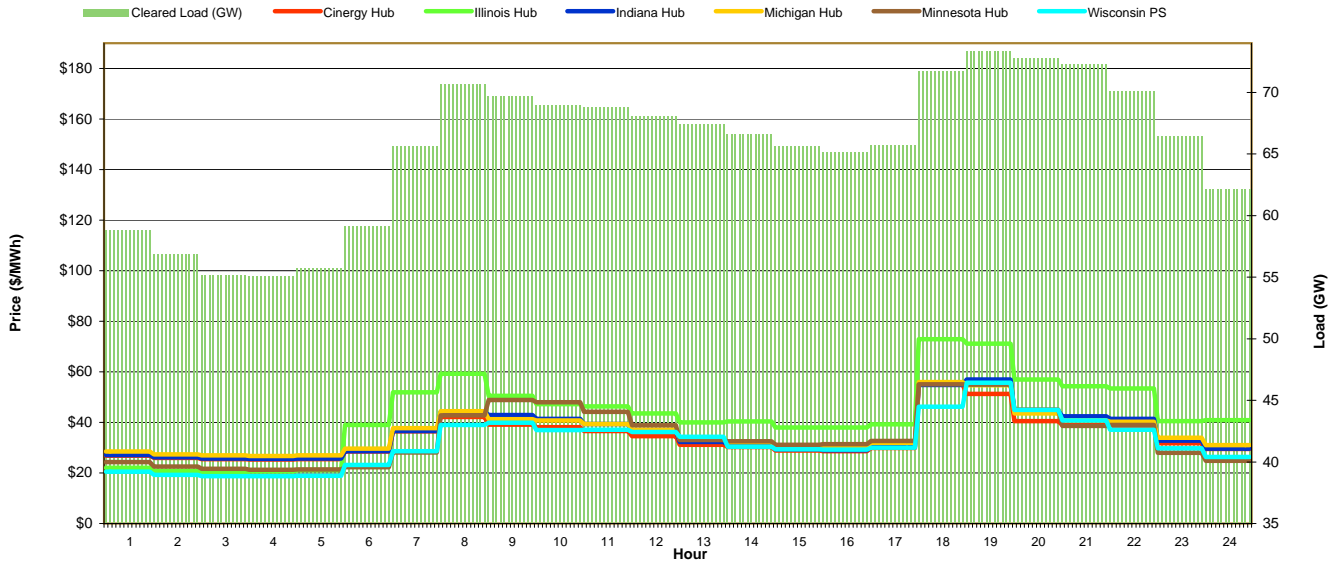
MISO Daily Report

Wednesday December 7, 2011

Price	<=0	>=100	>=200
Forecast Error %	0-4.9%	5-9.9%	>=10%

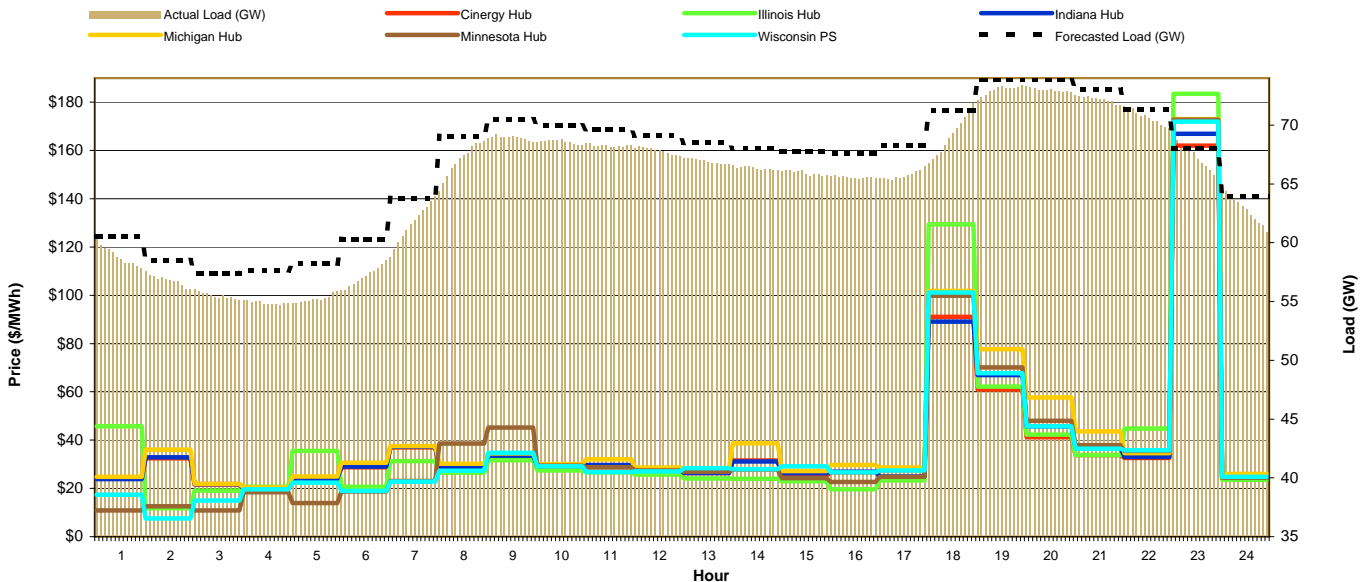
Day-Ahead Prices and Cleared Load

Hour Ending:																									Avg. Hr \$	
	1	2	3	4	5	6	7	8	9	10	11	12	13	14	15	16	17	18	19	20	21	22	23	24	All	On Pk
Cinergy Hub	26.87	25.95	25.42	25.35	25.50	28.53	36.50	42.21	39.16	38.09	36.62	34.51	31.15	30.24	28.83	28.58	29.84	55.00	51.32	40.52	38.85	38.60	31.76	29.54	34.12	37.21
Illinois Hub	22.08	20.73	20.11	20.60	21.09	39.04	51.85	59.23	50.47	47.16	46.28	43.53	40.03	40.36	38.00	38.00	39.26	72.88	71.15	56.93	54.35	53.44	40.45	40.91	42.83	49.47
Indiana Hub	27.15	26.25	25.69	25.61	25.74	28.58	36.56	44.15	42.95	41.35	39.33	36.69	32.34	31.11	29.31	28.98	30.55	54.79	56.92	44.50	42.36	41.33	32.76	29.59	35.61	39.34
Michigan Hub	28.46	27.37	26.91	26.65	26.94	29.56	37.75	44.40	41.26	40.70	39.42	37.04	33.26	32.17	30.76	30.47	31.94	55.99	54.67	43.54	40.71	40.25	33.92	31.05	36.05	39.41
Minnesota Hub	24.28	22.53	21.62	21.30	21.42	22.33	28.14	42.83	48.86	47.92	44.14	38.89	32.98	32.51	31.16	31.44	32.68	55.05	55.00	45.10	38.67	38.97	27.95	24.83	34.61	40.26
Wisconsin PS	20.46	19.24	18.74	18.79	18.87	23.18	28.58	38.95	39.87	36.94	37.14	36.22	34.36	30.36	29.34	29.25	29.96	46.15	55.70	44.99	40.73	37.15	29.72	26.30	32.12	37.30
Cleared Load (GW)	58.8	56.9	55.2	55.1	55.8	59.1	65.6	70.7	69.7	69.0	68.8	68.1	67.4	66.6	65.6	65.2	65.7	71.7	73.4	72.8	72.3	70.1	66.4	62.2		



Preliminary Real-Time Prices with Forecasted and Actual System Load

Hour Ending:																									Avg. Hr \$	
	1	2	3	4	5	6	7	8	9	10	11	12	13	14	15	16	17	18	19	20	21	22	23	24	All	On Pk
Cinergy Hub	24.14	32.55	21.59	19.71	23.84	28.77	36.95	28.71	32.56	28.12	28.83	26.83	26.34	31.52	25.28	26.67	27.60	91.06	60.94	41.25	33.78	32.59	161.96	24.65	24.65	44.00
Illinois Hub	45.78	11.80	19.03	20.66	35.57	20.67	31.27	26.50	31.64	27.41	26.70	25.75	24.12	24.00	22.94	19.63	23.29	129.46	62.19	42.26	33.83	44.80	183.46	23.65	39.85	46.75
Indiana Hub	23.88	32.87	21.77	19.84	23.94	29.02	37.24	28.93	33.49	29.27	29.73	27.54	26.35	31.13	26.28	26.89	24.88	89.15	66.94	45.75	36.72	33.04	166.88	24.84	39.02	45.19
Michigan Hub	24.82	36.01	21.90	20.47	24.91	30.57	37.48	30.21	34.46	30.05	32.04	28.63	28.42	38.77	27.20	29.65	28.67	101.83	77.69	57.62	43.61	34.59	173.00	25.97	42.44	49.78
Minnesota Hub	10.89	12.59	10.81	18.39	13.96	18.69	23.06	38.61	45.18	29.50	28.78	27.45	26.85	27.90	24.31	22.71	24.77	99.84	70.08	48.01	37.98	35.59	172.75	24.38	37.21	47.52
Wisconsin PS	17.32	7.57	14.97	19.60	22.39	18.96	22.86	27.32	34.68	29.14	26.72	27.06	28.33	27.96	29.13	26.70	27.44	101.11	67.73	45.77	36.48	35.78	171.98	24.86	37.16	46.46
Forecasted Load (GW)	60.5	58.5	57.4	57.7	58.2	60.3	63.8	69.1	70.5	70.0	69.6	69.1	68.5	68.0	67.7	67.6	68.2	71.2	73.9	73.9	73.0	71.3	68.0	63.9		
Forecast Error %	-2.8%	-3.0%	-3.4%	-5.0%	-5.4%	-5.6%	-3.1%	-2.2%	-2.1%	-2.0%	-1.9%	-2.4%	-2.5%	-2.7%	-3.1%	-3.9%	-3.1%	-1.3%	-1.2%	-1.1%	-1.0%	-1.0%	-1.6%			





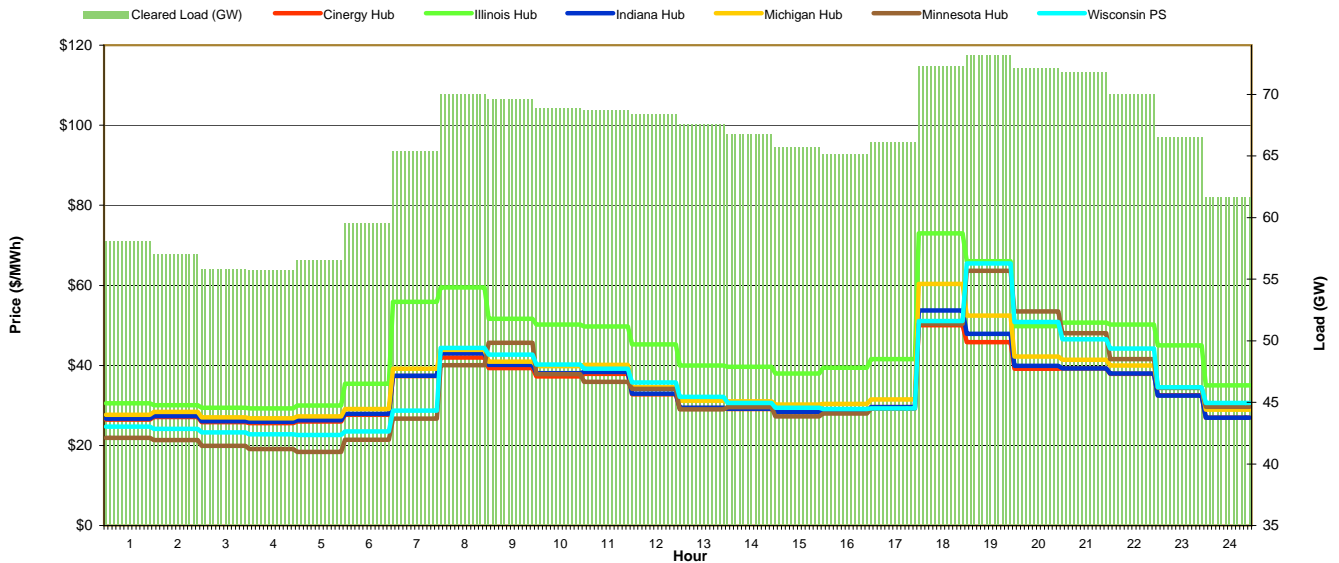
MISO Daily Report

Thursday December 8, 2011

Price	<=0	>=100	>=200
Forecast Error %	0-4.9%	5-9.9%	>=10%

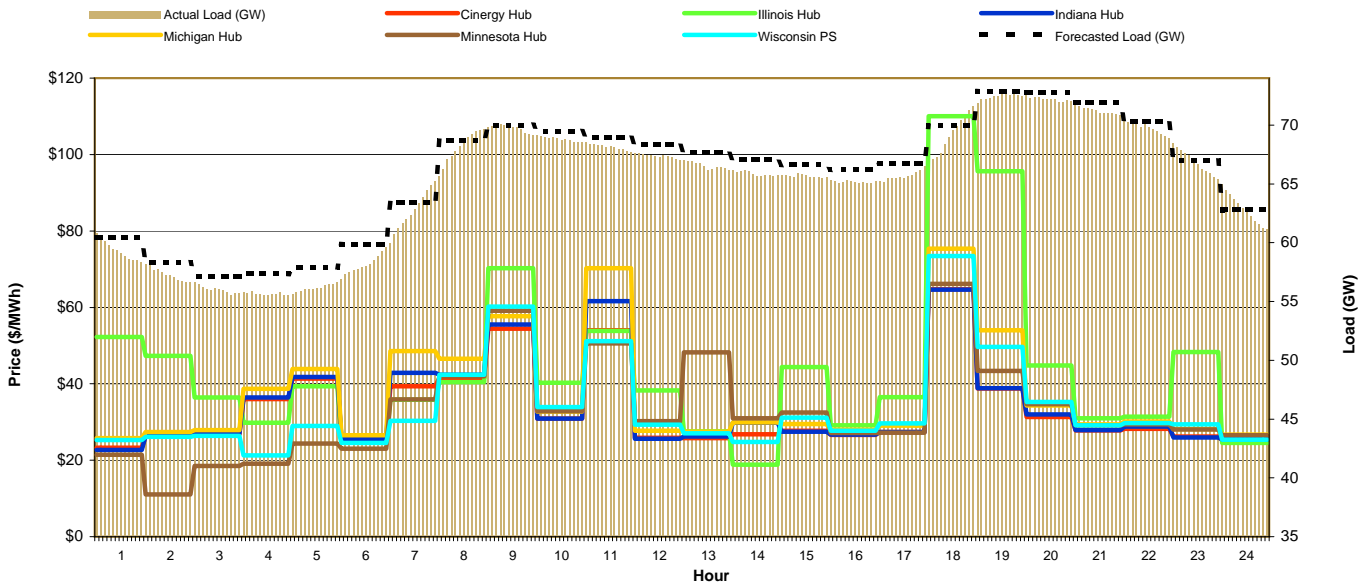
Day-Ahead Prices and Cleared Load

Hour Ending:																									Avg. Hr \$	
	1	2	3	4	5	6	7	8	9	10	11	12	13	14	15	16	17	18	19	20	21	22	23	24	All	On Pk
Cinergy Hub	26.48	27.08	25.80	25.62	26.01	27.69	37.30	42.00	39.37	37.26	37.93	32.75	29.34	29.11	28.34	28.34	29.58	50.03	45.83	39.15	39.23	37.93	32.50	26.95	33.40	36.17
Illinois Hub	30.54	30.03	29.43	29.27	30.00	35.45	55.90	59.46	51.65	50.20	49.72	45.28	40.00	39.62	37.97	39.38	41.58	73.00	66.02	49.79	50.66	50.20	45.00	35.00	44.38	49.35
Indiana Hub	26.73	27.34	26.04	25.88	26.30	27.90	37.38	43.03	40.10	38.05	38.38	32.91	29.40	29.19	28.39	28.39	29.57	53.69	47.87	39.93	39.29	38.00	32.47	26.96	33.88	36.79
Michigan Hub	27.67	28.41	27.01	26.80	27.30	29.09	39.15	43.88	40.97	39.84	40.15	34.54	31.20	31.01	30.25	30.35	31.46	60.35	52.43	42.24	41.41	39.95	34.50	28.95	35.79	39.03
Minnesota Hub	21.91	21.37	19.91	19.07	18.35	21.43	26.68	40.03	45.68	37.80	35.91	34.10	29.01	29.61	27.29	27.97	29.17	50.33	63.64	53.51	48.02	41.57	34.36	29.69	33.60	39.25
Wisconsin PS	24.73	24.14	23.24	22.79	22.66	23.47	28.68	44.39	42.69	40.21	39.19	35.72	32.16	30.60	29.44	29.10	29.30	51.12	65.48	50.85	46.51	44.20	34.54	30.61	35.24	40.34
Cleared Load (GW)	58.1	57.0	55.8	55.7	56.5	59.6	65.4	70.1	69.6	68.9	68.7	68.4	67.6	66.8	65.7	65.2	66.1	72.3	73.2	72.2	71.8	70.1	66.5	62.2		



Preliminary Real-Time Prices with Forecasted and Actual System Load

Hour Ending:																									Avg. Hr \$	
	1	2	3	4	5	6	7	8	9	10	11	12	13	14	15	16	17	18	19	20	21	22	23	24	All	On Pk
Cinergy Hub	23.30	26.28	26.73	36.04	41.38	25.37	39.39	41.50	54.46	30.88	54.05	25.87	25.82	26.82	27.72	26.60	27.41	64.76	38.78	31.31	27.77	28.21	26.24	25.29	33.42	34.89
Illinois Hub	52.27	47.30	36.46	29.77	39.35	25.28	35.88	40.46	70.30	40.25	53.87	38.24	27.51	18.85	44.37	29.16	36.51	110.02	95.67	44.77	31.00	31.41	48.31	24.50	43.81	47.54
Indiana Hub	22.67	26.47	26.95	36.39	41.78	25.56	42.88	42.36	55.51	30.91	61.65	25.66	26.21	29.77	27.50	26.72	27.36	64.61	38.89	31.97	27.89	28.77	25.97	25.46	34.16	35.73
Michigan Hub	25.77	27.38	27.92	38.72	43.86	26.56	48.61	46.59	57.73	32.74	70.22	27.70	27.47	29.93	29.50	28.00	29.04	75.36	54.05	34.34	29.39	30.17	28.12	26.73	37.33	39.40
Minnesota Hub	21.41	11.03	18.52	19.09	24.33	23.04	35.94	41.95	59.08	32.80	50.62	30.24	48.26	30.99	32.47	27.15	27.22	66.12	43.40	34.63	29.13	29.38	28.04	26.56	32.98	38.22
Wisconsin PS	25.33	26.13	26.41	21.30	28.94	24.56	30.29	42.35	60.21	33.94	51.15	29.34	27.08	24.83	31.12	27.69	29.63	73.43	49.65	35.28	29.12	29.71	29.42	25.41	33.84	37.74
Forecasted Load (GW)	60.5	58.3	57.1	57.4	57.9	59.9	63.4	68.7	70.0	69.5	69.0	68.4	67.6	67.1	66.6	66.2	66.7	69.9	72.9	72.8	71.9	70.3	67.0	62.8		
Forecast Error %	-1.9%	-1.8%	-2.0%	-3.0%	-3.1%	-3.0%	-1.1%	-0.8%	-0.3%	-0.9%	-1.2%	-1.4%	-1.6%	-1.8%	-1.4%	-1.6%	-1.6%	-1.1%	-0.6%	-0.8%	-1.0%	-0.7%	0.1%			





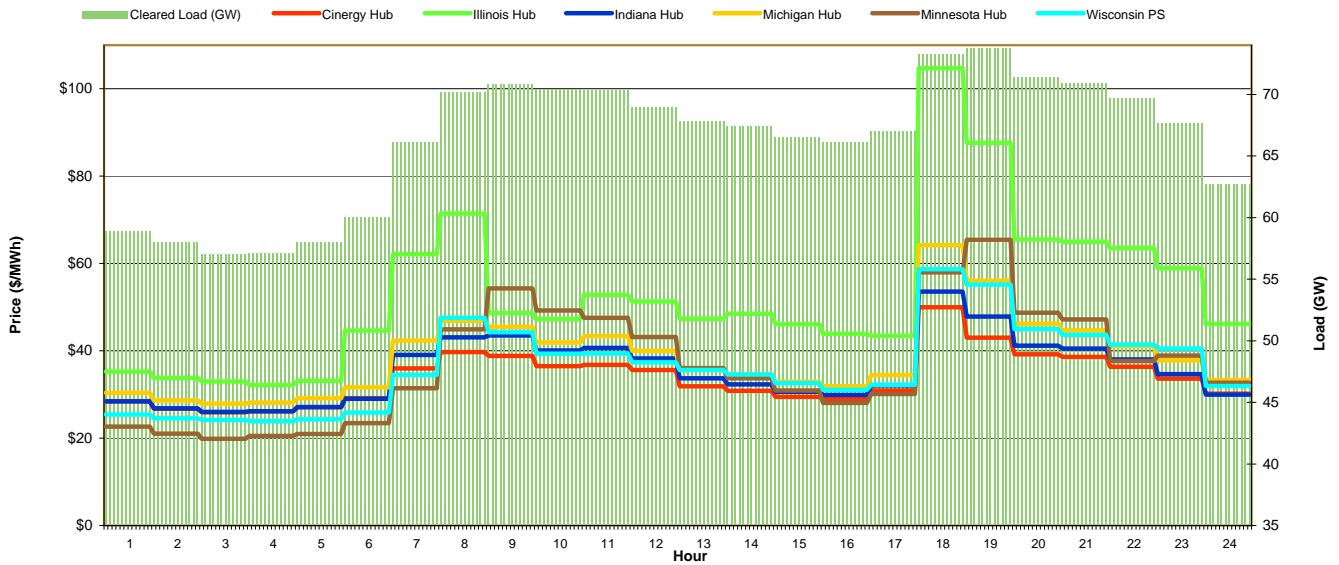
MISO Daily Report

Friday December 9, 2011

Price	<=0	>=100	>=200
Forecast Error %	0-4.9%	5-9.9%	>=10%

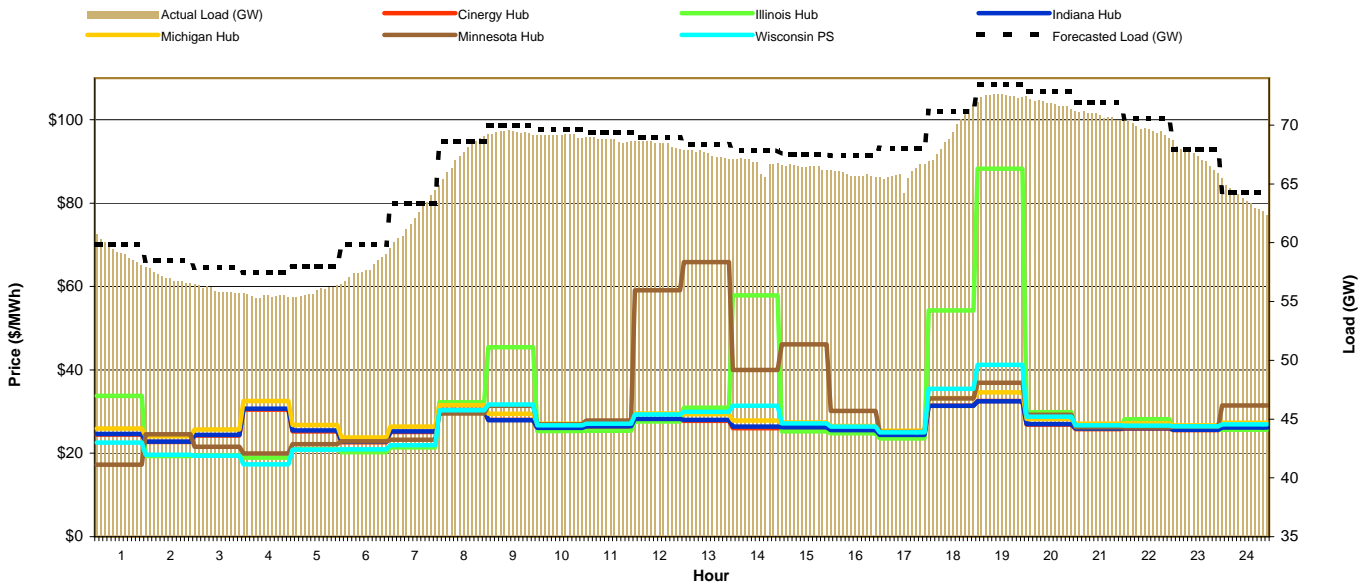
Day-Ahead Prices and Cleared Load

Hour Ending:																									Avg. Hr \$	
	1	2	3	4	5	6	7	8	9	10	11	12	13	14	15	16	17	18	19	20	21	22	23	24	All	On Pk
Cinergy Hub	28.40	26.75	25.97	26.15	27.11	29.18	36.00	39.70	38.86	36.51	36.82	35.64	31.88	30.84	29.48	28.96	30.89	50.00	42.99	39.20	38.60	36.36	33.66	30.21	33.76	36.27
Illinois Hub	35.23	33.78	32.95	32.19	33.15	44.62	62.17	71.43	48.65	47.26	52.82	51.29	47.31	48.49	46.12	43.90	43.46	104.76	87.66	65.50	65.02	63.53	58.95	46.19	52.77	59.13
Indiana Hub	28.43	26.81	26.00	26.16	27.13	29.01	39.03	43.06	43.51	40.12	40.66	38.26	33.68	32.35	30.61	29.88	32.12	53.59	47.82	41.16	40.56	38.00	34.64	30.00	35.52	38.75
Michigan Hub	30.44	28.67	27.92	28.13	29.19	31.64	42.34	46.90	45.51	41.91	43.36	40.04	35.60	34.59	32.90	31.89	34.42	64.17	56.07	46.22	44.72	41.03	37.84	33.38	38.70	42.32
Minnesota Hub	22.64	21.01	19.88	20.50	20.98	23.46	31.44	44.89	54.30	49.27	47.56	43.15	36.06	33.72	30.90	28.04	30.15	57.96	65.44	48.75	47.17	37.68	38.88	32.71	36.94	43.37
Wisconsin PS	25.44	24.57	24.18	23.86	24.34	25.84	34.51	47.58	44.26	39.37	39.41	37.39	35.60	34.63	32.64	31.05	32.28	58.73	55.20	44.97	43.69	41.44	40.56	31.98	36.39	41.17
Cleared Load (GW)	58.9	58.0	57.1	57.1	58.0	60.1	66.2	70.2	70.8	70.4	70.3	69.0	67.8	67.4	66.5	66.2	67.1	73.3	73.7	71.5	70.9	69.7	67.7	63		



Preliminary Real-Time Prices with Forecasted and Actual System Load

Hour Ending:																									Avg. Hr \$	
	1	2	3	4	5	6	7	8	9	10	11	12	13	14	15	16	17	18	19	20	21	22	23	24	All	On Pk
Cinergy Hub	24.52	22.70	24.23	30.50	25.29	22.61	25.13	30.19	27.98	25.87	26.17	28.01	27.82	26.04	26.05	25.38	24.27	31.36	32.52	26.90	25.80	25.94	25.56	26.04	26.54	27.24
Illinois Hub	33.80	19.32	19.49	18.96	20.99	20.28	21.43	32.27	45.47	25.30	25.37	27.60	30.93	57.88	25.29	24.79	23.56	54.30	88.25	29.88	26.02	28.17	25.72	25.63	31.28	35.68
Indiana Hub	24.67	22.83	24.38	30.73	25.46	22.76	25.27	30.36	27.91	26.09	26.48	28.25	28.04	26.42	26.29	25.55	24.44	31.42	32.48	26.99	25.91	26.05	25.67	26.18	26.69	27.40
Michigan Hub	25.93	24.10	25.74	32.56	26.77	23.76	26.42	31.55	29.51	27.07	27.53	29.54	29.42	27.84	27.40	26.57	25.38	33.21	34.64	28.27	27.11	27.19	26.71	27.31	27.98	28.68
Minnesota Hub	17.28	24.54	21.57	19.97	22.20	22.91	23.25	29.53	31.39	26.98	27.84	59.10	65.90	40.03	46.13	30.18	25.11	33.16	36.94	29.26	26.23	26.15	26.40	31.51	30.98	35.02
Wisconsin PS	22.57	19.68	19.40	17.34	20.86	20.94	21.93	30.34	31.68	26.69	27.10	29.34	29.93	31.40	27.19	26.37	25.02	35.50	41.20	28.81	26.72	26.62	26.48	26.96	26.67	29.40
Forecasted Load (GW)	59.9	58.5	57.9	57.5	58.0	59.8	63.3	68.6	70.0	69.6	69.3	68.9	68.3	67.8	67.5	67.4	68.0	71.2	73.5	72.8	71.9	70.6	67.9	64.2		
Forecast Error %	-1.0%	-2.4%	-3.4%	-3.6%	-3.8%	-3.7%	-2.3%	-1.9%	-0.8%	-0.7%	-0.8%	-0.7%	-1.1%	-1.7%	-1.6%	-2.3%	-3.4%	-2.8%	-1.4%	-1.3%	-1.5%	-1.3%	-0.9%	-0.7%		





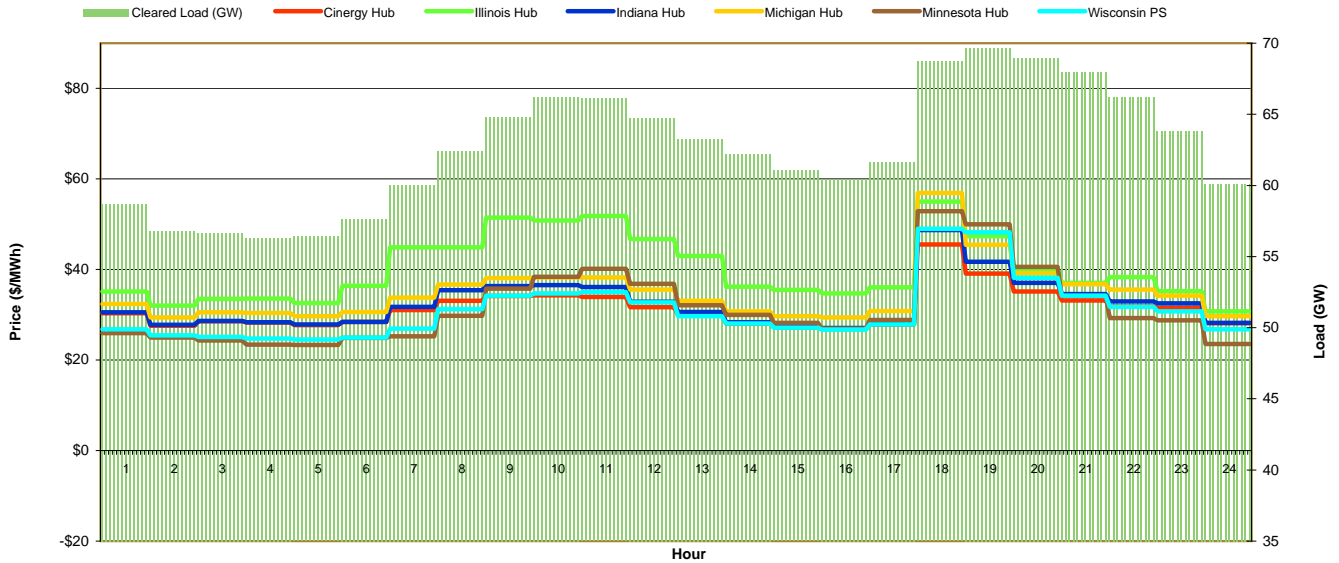
MISO Daily Report

Saturday December 10, 2011

Price	<=0	>=100	>=200
Forecast Error %	0-4.9%	5-9.9%	>=10%

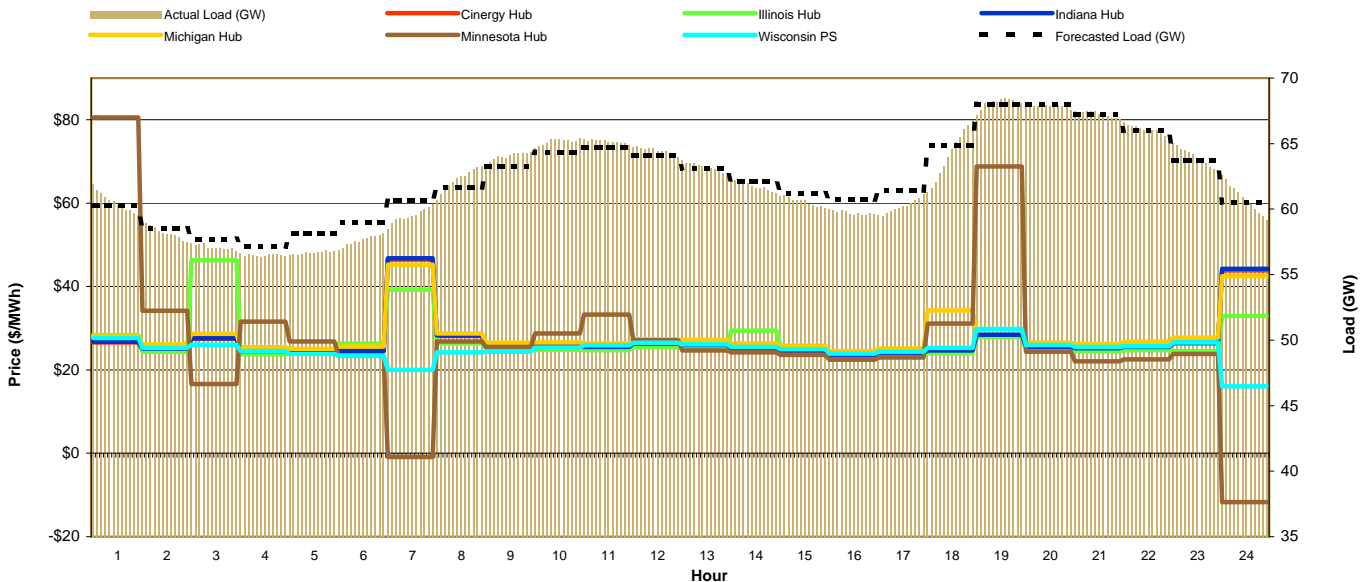
Day-Ahead Prices and Cleared Load

Hour Ending:																									Avg. Hr \$	
	1	2	3	4	5	6	7	8	9	10	11	12	13	14	15	16	17	18	19	20	21	22	23	24	All	On Pk
Cinergy Hub	30.32	27.61	28.54	28.30	27.73	28.45	31.05	33.07	34.17	34.31	33.93	31.69	29.99	28.04	27.24	26.86	27.84	45.50	39.13	35.17	33.15	31.80	31.55	28.17	31.40	32.72
Illinois Hub	35.11	32.06	33.49	33.60	32.60	36.44	44.87	44.87	51.44	50.85	51.83	46.74	43.01	36.23	35.49	34.70	36.07	55.03	47.37	40.15	37.05	38.32	35.24	30.78	40.14	42.77
Indiana Hub	30.52	27.79	28.64	28.36	27.84	28.46	31.77	35.45	36.31	36.52	36.16	32.90	30.59	28.35	27.43	27.06	28.03	48.72	41.71	37.03	34.55	32.94	32.50	28.22	32.41	34.14
Michigan Hub	32.40	29.45	30.56	30.41	29.67	30.59	33.81	36.72	38.14	38.24	38.22	35.56	33.09	30.76	29.72	29.43	30.85	56.92	45.45	39.18	36.76	35.57	34.25	29.69	34.81	36.80
Minnesota Hub	25.93	24.94	24.36	23.43	23.33	24.86	25.24	29.75	35.79	38.40	40.17	36.84	32.11	29.96	28.21	26.97	28.86	52.91	50.00	40.60	34.15	29.30	28.80	23.58	31.60	35.18
Wisconsin PS	26.81	25.43	25.08	24.77	24.52	24.97	26.91	31.23	34.20	34.71	35.03	32.76	29.68	28.10	27.13	26.75	27.88	49.03	48.23	38.19	34.22	31.76	30.76	26.77	31.04	33.73
Cleared Load (GW)	58.7	56.8	56.7	56.3	56.4	57.6	60.0	62.5	64.8	66.2	66.1	64.8	63.3	62.2	61.1	60.5	61.7	68.7	69.7	68.9	68.0	66.2	63.8	6.0		



Preliminary Real-Time Prices with Forecasted and Actual System Load

Hour Ending:																									Avg. Hr \$	
	1	2	3	4	5	6	7	8	9	10	11	12	13	14	15	16	17	18	19	20	21	22	23	24	All	On Pk
Cinergy Hub	26.59	24.94	27.42	24.34	24.04	24.48	46.49	28.13	25.69	25.66	25.32	26.14	25.86	25.06	24.54	23.39	23.94	24.57	28.32	25.43	25.08	25.42	26.40	43.88	27.13	25.56
Illinois Hub	28.35	24.39	46.34	23.72	23.96	26.25	39.25	26.40	25.31	24.85	24.72	25.49	25.18	29.45	25.78	22.86	23.35	24.01	27.89	24.99	24.55	24.73	24.52	32.93	27.05	25.26
Indiana Hub	26.77	25.11	27.58	24.49	24.18	24.59	46.79	28.29	25.85	25.83	25.49	26.31	26.01	25.21	24.67	23.52	24.07	24.68	28.44	25.54	25.21	25.54	26.53	44.26	27.29	25.70
Michigan Hub	28.04	26.11	28.68	25.44	25.08	25.57	45.24	28.76	26.48	26.59	26.38	27.35	27.21	26.40	25.75	24.51	25.11	34.28	29.66	26.53	26.21	26.72	27.76	42.48	28.43	27.23
Minnesota Hub	80.58	34.17	16.62	31.62	26.81	23.39	-0.86	26.82	25.55	28.71	33.27	27.13	24.66	24.23	23.57	22.48	22.96	31.12	68.78	24.35	22.07	22.52	23.85	-11.69	27.20	28.25
Wisconsin PS	27.64	25.29	26.06	24.52	23.81	23.40	20.02	24.25	24.39	25.34	25.93	26.51	26.14	25.51	24.99	23.93	24.40	25.30	29.83	26.02	25.51	25.69	26.60	16.10	24.88	25.64
Forecasted Load (GW)	60.3	58.5	57.7	57.1	58.1	59.0	60.7	61.7	63.2	64.4	64.7	64.1	63.1	62.1	61.2	60.7	61.4	64.9	68.0	68.0	67.2	66.0	63.7	60.5		
Forecast Error %	0.4%	-0.5%	-1.1%	-1.2%	-2.6%	-2.5%	-2.1%	0.9%	1.2%	1.1%	0.7%	0.5%	0.1%	-0.5%	-1.1%	-1.7%	-2.1%	-1.2%	0.1%	-0.3%	0.0%	0.1%	0.4%	0.4%		





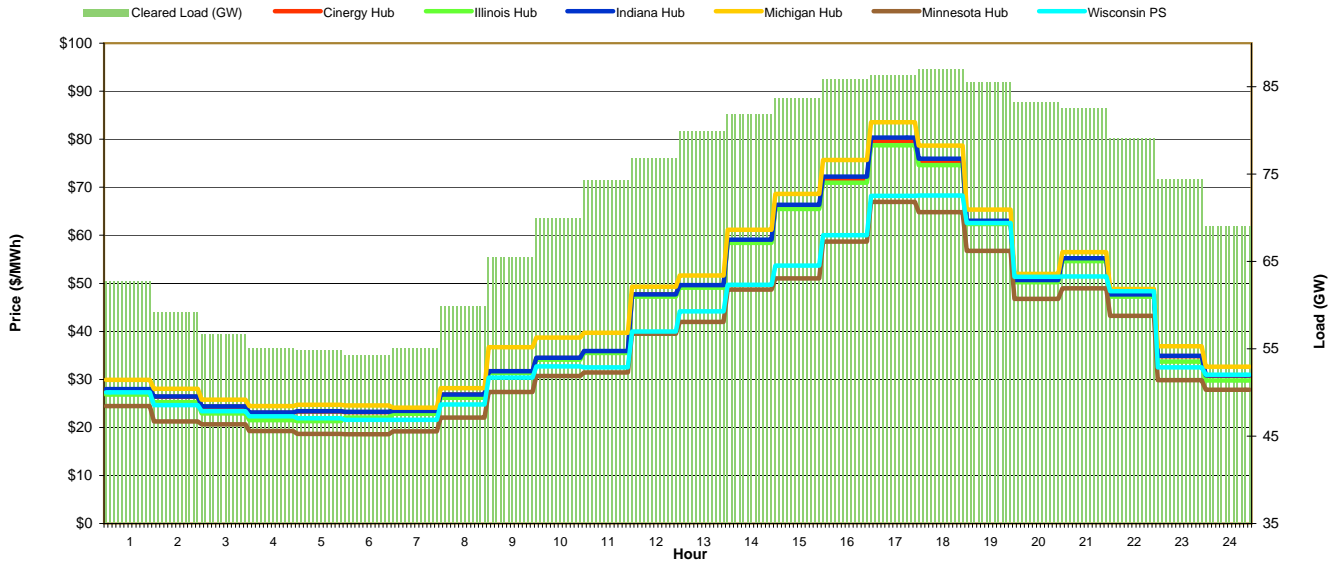
MISO Daily Report

Sunday December 11, 2011

Price	<=0	>=100	>=200
Forecast Error %	0-4.9%	5-9.9%	>=10%

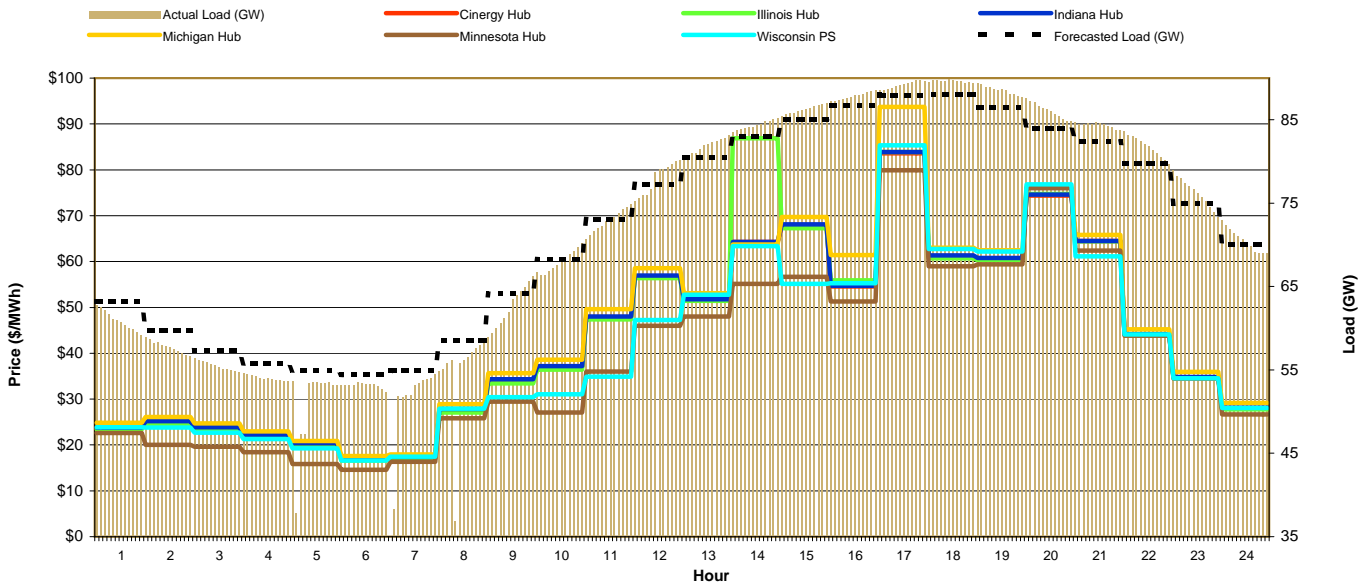
Day-Ahead Prices and Cleared Load

Hour Ending:																									Avg. Hr \$	
	1	2	3	4	5	6	7	8	9	10	11	12	13	14	15	16	17	18	19	20	21	22	23	24	All	On Pk
Cinergy Hub	27.91	26.41	24.30	23.05	23.31	23.17	23.42	26.85	31.68	34.44	35.87	47.68	49.47	58.94	65.86	71.47	79.65	75.32	62.94	50.67	55.15	47.67	34.82	30.78	42.95	51.78
Illinois Hub	26.88	25.24	22.94	21.49	21.32	22.06	22.83	26.18	31.37	34.13	35.54	47.24	49.10	58.46	65.50	70.92	78.75	74.59	62.39	50.23	54.66	47.26	33.73	29.81	42.19	51.25
Indiana Hub	27.98	26.48	24.36	23.11	23.37	23.22	23.45	26.88	31.72	34.48	35.90	47.73	49.62	59.09	66.36	72.20	80.34	75.92	63.01	50.72	55.21	47.72	34.92	30.86	43.11	51.99
Michigan Hub	29.89	28.04	25.77	24.44	24.73	24.59	24.11	28.18	36.71	38.68	39.70	49.30	51.60	61.19	68.63	75.69	83.55	78.68	65.36	51.96	56.52	48.86	36.89	32.63	45.24	54.47
Minnesota Hub	24.43	21.26	20.63	19.25	18.67	18.57	19.19	22.05	27.36	30.74	31.45	39.48	41.99	48.71	51.01	58.67	66.97	64.81	56.79	46.74	48.94	43.22	29.82	27.84	36.61	44.30
Wisconsin PS	27.34	24.66	23.39	22.31	21.90	21.58	21.56	24.76	30.39	32.73	32.54	40.01	44.17	49.70	53.70	60.04	68.20	68.28	62.53	51.39	51.44	48.35	32.54	30.95	39.35	46.92
Cleared Load (GW)	62.7	59.2	56.7	55.1	54.9	54.3	55.1	59.9	65.5	70.0	74.3	76.9	80.0	81.9	83.7	85.9	86.4	87.0	85.5	83.3	82.6	79.1	74.4	6.9		



Preliminary Real-Time Prices with Forecasted and Actual System Load

Hour Ending:																									Avg. Hr \$	
	1	2	3	4	5	6	7	8	9	10	11	12	13	14	15	16	17	18	19	20	21	22	23	24	All	On Pk
Cinergy Hub	23.68	24.91	23.66	22.06	20.16	16.94	17.34	27.72	34.18	37.04	47.86	56.70	51.56	64.29	67.81	54.57	83.58	61.13	60.56	74.41	64.46	44.07	34.73	28.00	43.39	54.04
Illinois Hub	23.45	24.47	23.17	21.55	19.75	16.63	17.02	27.09	33.46	36.46	47.36	56.41	51.46	86.91	67.29	55.88	83.88	60.71	60.29	74.72	64.39	44.19	34.63	27.78	44.12	55.32
Indiana Hub	23.81	25.16	23.86	22.23	20.35	17.06	17.41	27.85	34.33	37.17	48.03	56.93	51.79	64.25	68.09	54.74	83.91	61.37	60.77	74.63	64.49	44.14	34.81	28.09	43.55	54.21
Michigan Hub	24.86	26.12	24.71	22.93	20.90	17.59	17.96	28.86	35.67	38.58	49.64	58.55	53.14	63.70	69.71	61.43	93.74	63.00	62.44	76.32	65.83	45.19	35.95	29.14	45.25	56.36
Minnesota Hub	22.59	20.06	19.58	18.42	15.83	14.61	16.34	25.83	29.44	27.09	35.99	45.96	48.02	55.11	56.64	51.28	79.93	58.95	59.41	76.00	62.36	43.85	34.45	26.63	39.35	49.39
Wisconsin PS	23.87	23.80	22.70	21.27	19.25	16.60	17.44	27.94	30.45	31.03	34.92	47.27	52.79	63.35	55.15	55.26	85.36	62.74	62.19	76.83	61.16	44.10	34.57	28.04	41.58	51.57
Forecasted Load (GW)	63.2	59.7	57.3	55.7	55.0	54.4	54.9	58.5	64.1	68.3	73.1	77.3	80.5	83.0	85.0	86.7	88.0	88.0	86.5	84.0	82.4	79.8	74.9	70.1		
Forecast Error %	-3.7%	-3.5%	-3.3%	-3.1%	-7.5%	-2.5%	-9.9%	-6.6%	-2.5%	-0.5%	-0.3%	0.8%	1.7%	1.6%	1.4%	1.3%	1.3%	1.8%	2.3%	2.4%	2.3%	2.4%	1.8%	0.7%		





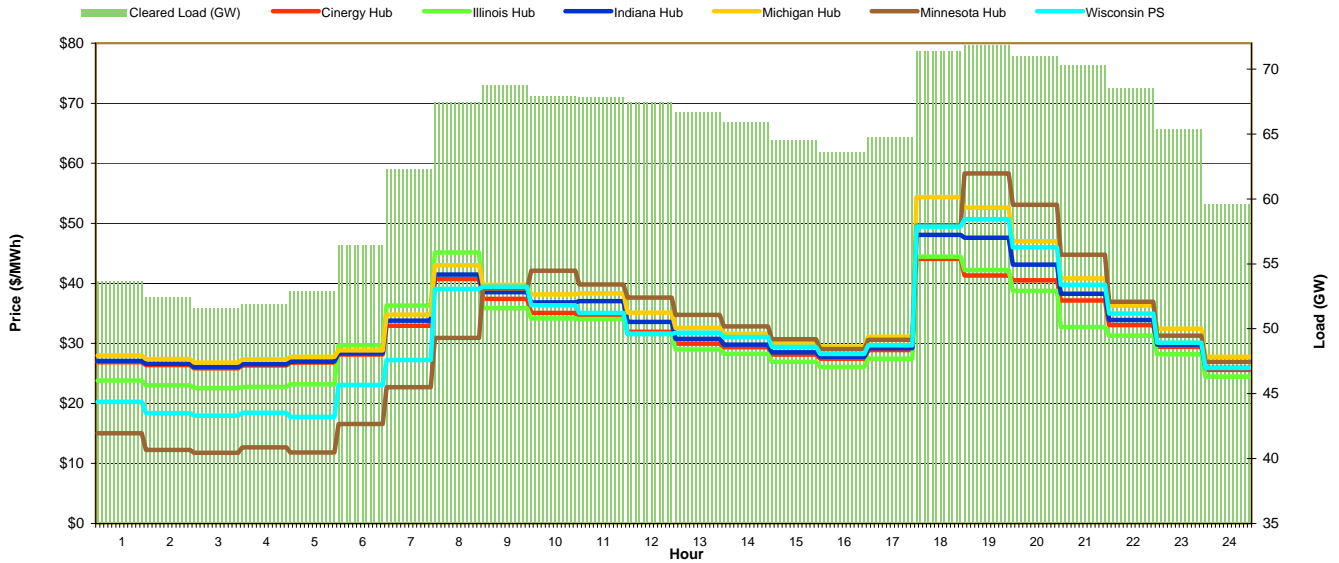
MISO Daily Report

Monday December 12, 2011

Price	<=0	>=100	>=200
Forecast Error %	0-4.9%	5-9.9%	>=10%

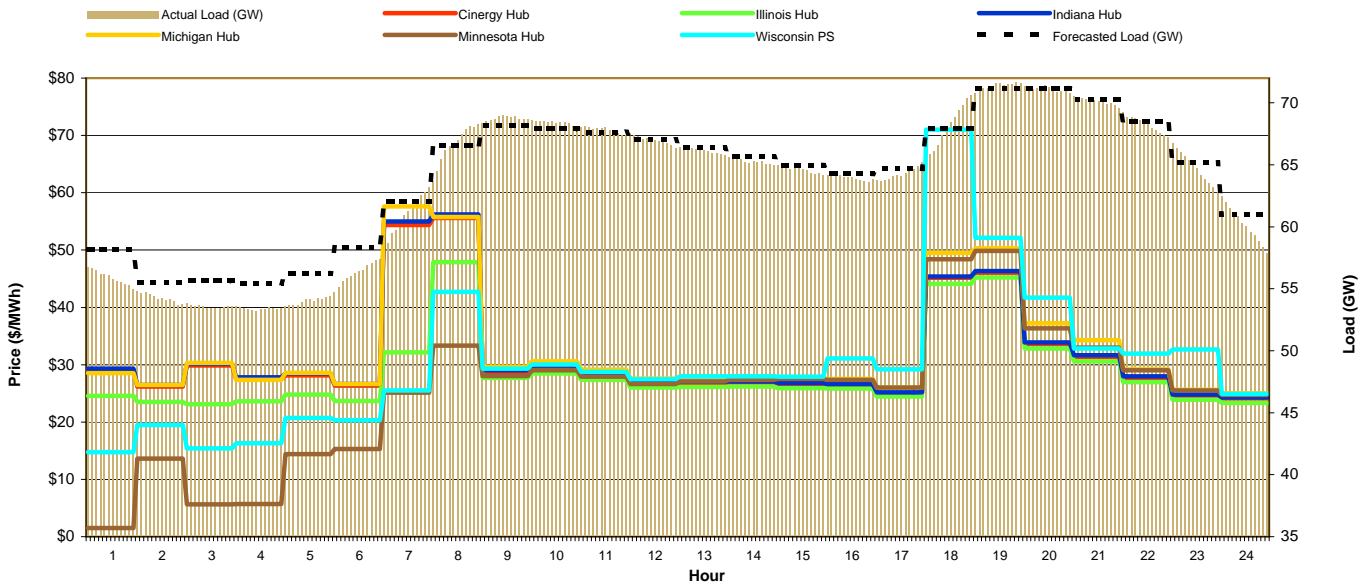
Day-Ahead Prices and Cleared Load

Hour Ending:																									Avg. Hr \$	
	1	2	3	4	5	6	7	8	9	10	11	12	13	14	15	16	17	18	19	20	21	22	23	24	All	On Pk
Cinergy Hub	26.85	26.38	25.83	26.33	26.80	28.12	32.92	40.72	37.41	35.06	34.38	31.95	29.98	29.38	28.12	27.44	28.87	44.09	41.31	40.52	37.16	33.04	29.40	25.57	31.98	34.30
Illinois Hub	23.83	23.02	22.57	22.77	23.18	29.70	36.27	45.15	35.89	34.16	34.07	31.62	29.00	28.25	26.91	26.06	27.44	44.43	42.21	38.74	32.74	31.31	28.17	24.47	30.92	33.51
Indiana Hub	27.06	26.59	26.04	26.52	26.99	28.36	33.80	41.49	38.52	36.82	37.02	33.60	30.77	29.78	28.51	27.78	29.23	48.09	47.58	43.13	38.28	33.88	29.77	25.89	33.15	35.89
Michigan Hub	27.97	27.41	26.83	27.33	27.76	28.84	34.78	42.99	39.78	38.17	38.31	35.11	32.56	31.60	30.12	29.49	31.12	54.37	52.58	47.00	40.83	36.27	32.45	27.76	35.06	38.30
Minnesota Hub	15.03	12.26	11.80	12.66	11.84	16.57	22.72	30.92	39.14	42.09	39.83	37.64	34.73	32.85	30.72	29.05	30.57	49.62	58.29	53.11	44.75	36.96	31.30	26.89	31.31	38.85
Wisconsin PS	20.27	18.41	17.97	18.45	17.74	23.10	27.26	39.05	39.45	36.33	35.10	31.58	31.77	31.06	29.41	28.27	29.71	49.48	50.68	45.97	39.77	34.97	30.14	25.93	31.33	36.42
Cleared Load (GW)	53.7	52.4	51.6	51.9	52.9	56.4	62.3	67.5	68.8	68.0	67.9	67.4	66.7	66.0	64.5	63.6	64.8	71.4	71.9	71.0	70.3	68.6	65.4	6.0		



Preliminary Real-Time Prices with Forecasted and Actual System Load

Hour Ending:																									Avg. Hr \$	
	1	2	3	4	5	6	7	8	9	10	11	12	13	14	15	16	17	18	19	20	21	22	23	24	All	On Pk
Cinergy Hub	28.98	26.17	29.85	27.49	28.16	26.36	54.35	55.62	28.76	29.57	28.19	26.62	26.81	26.89	26.58	26.47	25.01	45.17	46.05	33.59	31.38	27.69	24.58	24.09	31.43	31.81
Illinois Hub	24.65	23.50	23.09	23.59	24.80	23.66	32.15	47.91	27.68	28.48	27.33	25.99	26.14	26.16	25.93	25.87	24.45	44.08	45.21	32.85	30.57	26.98	23.91	23.33	28.68	30.60
Indiana Hub	29.31	26.46	30.16	27.78	28.46	26.63	54.99	56.23	29.04	29.86	28.48	26.84	27.02	27.10	26.77	26.65	25.18	45.41	46.33	33.86	31.65	27.95	24.79	24.27	31.72	32.07
Michigan Hub	28.51	26.46	30.34	27.34	28.56	26.61	57.63	55.79	29.67	30.59	29.15	27.57	27.86	27.96	27.64	27.51	26.00	49.54	50.28	37.23	34.27	29.21	25.61	25.02	32.76	33.49
Minnesota Hub	1.48	13.61	5.62	5.68	14.43	15.27	25.13	33.33	28.05	29.03	27.90	26.64	27.10	27.34	27.52	27.37	26.03	48.38	49.84	36.33	32.99	29.05	25.53	24.75	25.35	31.40
Wisconsin PS	14.77	19.46	15.40	16.31	20.72	20.34	25.49	42.72	29.29	30.03	28.74	27.46	27.98	27.96	27.94	31.10	29.19	71.01	52.17	41.72	32.82	31.96	32.68	24.88	30.09	35.30
Forecasted Load (GW)	58.2	55.5	55.6	55.4	56.2	58.3	62.0	66.6	68.1	67.9	67.6	67.0	66.4	65.7	65.0	64.3	64.7	68.0	71.2	71.2	70.3	68.5	65.2	61.0		
Forecast Error %	-4.0%	-2.3%	-3.9%	-3.8%	-4.1%	-3.7%	-1.9%	0.1%	0.9%	0.7%	0.3%	0.0%	-0.3%	-0.5%	-0.6%	-0.5%	0.2%	0.3%	-0.1%	-0.2%	-0.3%	-0.6%	-1.3%			





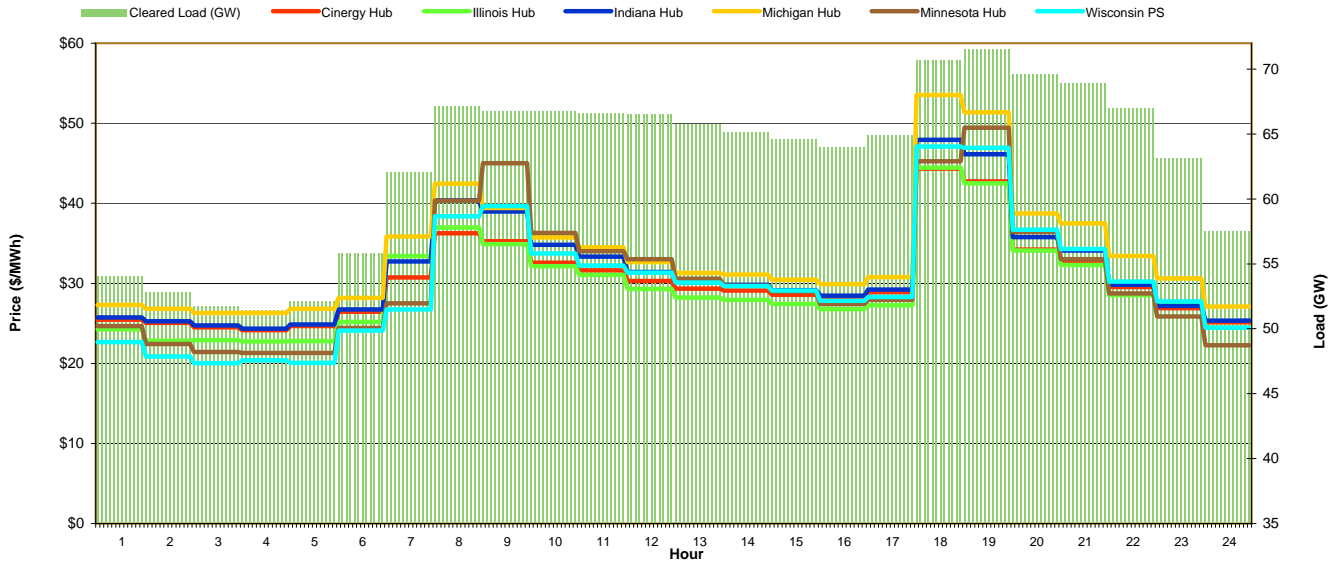
MISO Daily Report

Tuesday December 13, 2011

Price	<=0	>=100	>=200
Forecast Error %	0-4.9%	5-9.9%	>=10%

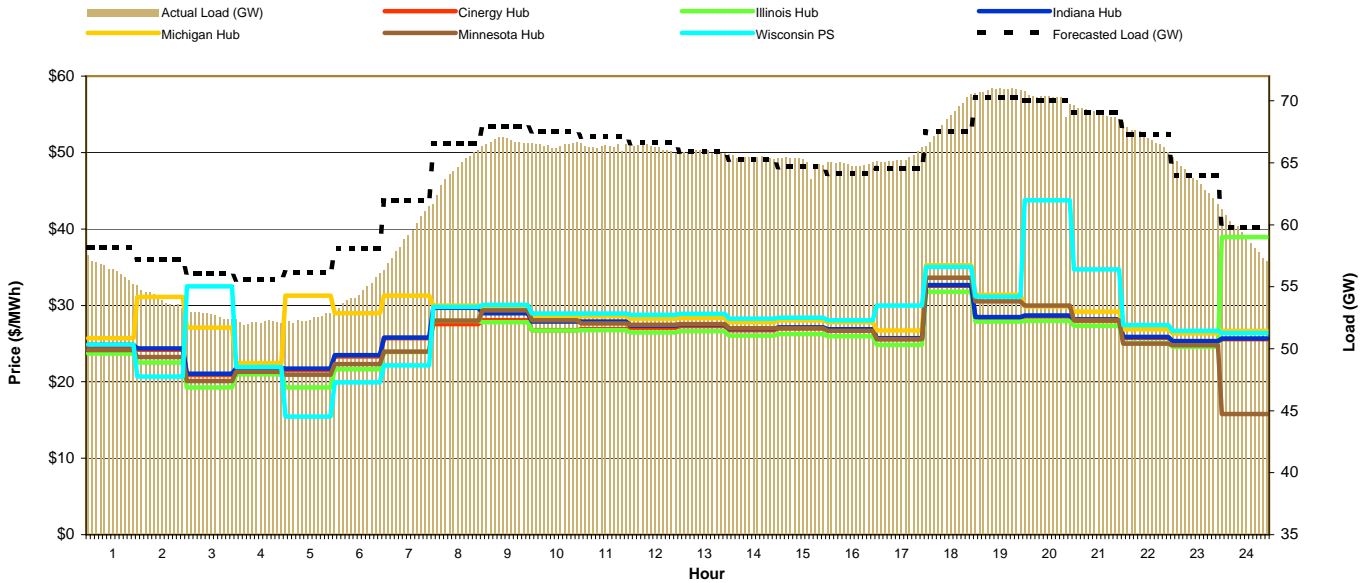
Day-Ahead Prices and Cleared Load

Hour Ending:																									Avg. Hr \$	
	1	2	3	4	5	6	7	8	9	10	11	12	13	14	15	16	17	18	19	20	21	22	23	24	All	On Pk
Cinergy Hub	25.46	25.05	24.52	24.16	24.66	26.45	30.73	36.24	35.26	32.58	31.60	30.28	29.33	29.10	28.58	28.04	28.90	44.33	42.72	34.22	32.81	29.54	26.91	25.15	30.28	32.53
Illinois Hub	24.26	22.83	22.91	22.76	22.79	25.18	33.40	36.98	34.91	32.12	31.05	29.30	28.24	27.93	27.43	26.77	27.27	44.44	42.50	34.10	32.28	28.56	27.55	24.48	29.59	31.96
Indiana Hub	25.73	25.27	24.73	24.35	24.86	26.73	32.73	40.37	38.97	34.80	33.33	31.43	30.15	29.83	29.15	28.46	29.21	47.94	46.14	35.78	34.08	29.82	27.17	25.35	31.52	34.16
Michigan Hub	27.29	26.81	26.30	26.31	26.83	28.19	35.84	42.46	39.42	35.74	34.48	32.67	31.31	31.10	30.45	29.89	30.78	53.51	51.37	38.74	37.51	33.42	30.62	27.09	33.67	36.47
Minnesota Hub	24.68	22.41	21.42	21.29	21.31	24.43	27.49	40.35	45.00	36.31	34.02	33.00	30.57	29.71	28.98	27.43	27.96	45.23	49.45	36.42	33.00	28.74	25.88	22.25	30.72	34.50
Wisconsin PS	22.67	20.87	20.02	20.39	20.09	24.10	26.75	38.38	39.64	33.74	32.21	31.35	30.08	29.65	29.09	27.83	28.30	47.08	46.92	36.70	34.28	30.23	27.75	24.47	30.10	33.95
Cleared Load (GW)	54.0	52.9	51.8	51.4	52.1	55.9	62.1	67.2	66.8	66.8	66.6	66.5	65.8	65.1	64.6	64.0	64.9	70.7	71.5	69.6	68.9	67.0	63.2	5.8		



Preliminary Real-Time Prices with Forecasted and Actual System Load

Hour Ending:																									Avg. Hr \$	
	1	2	3	4	5	6	7	8	9	10	11	12	13	14	15	16	17	18	19	20	21	22	23	24	All	On Pk
Cinergy Hub	24.66	24.19	20.91	21.66	21.57	23.32	25.69	27.55	28.06	26.75	26.86	27.09	27.31	26.77	27.01	26.74	25.57	32.56	28.40	28.56	28.02	25.74	25.21	25.57	26.07	27.39
Illinois Hub	23.70	22.53	19.24	20.98	19.28	21.63	23.91	27.95	27.80	26.73	26.76	26.48	26.64	26.05	26.27	25.97	24.82	31.78	27.89	27.95	27.36	25.09	24.57	38.93	25.85	26.88
Indiana Hub	24.83	24.35	21.06	21.80	21.73	23.48	25.78	29.68	28.98	27.88	27.89	27.35	27.45	26.91	27.13	26.88	25.70	32.65	28.49	28.69	28.19	25.87	25.35	25.67	26.41	27.82
Michigan Hub	25.72	31.09	27.08	22.43	31.27	28.96	31.28	29.96	29.69	28.48	28.61	28.28	28.34	27.79	28.06	27.81	26.71	35.27	31.41	29.85	29.18	26.86	26.34	26.66	28.63	28.92
Minnesota Hub	24.17	23.23	20.08	21.30	20.92	22.32	23.94	28.03	29.35	28.05	27.63	27.46	27.57	26.99	26.99	26.69	25.59	33.63	30.51	29.97	28.06	24.98	24.80	15.80	25.75	27.89
Wisconsin PS	24.88	20.69	32.51	21.96	15.45	19.92	22.17	29.81	30.07	28.95	28.93	28.78	28.88	28.26	28.41	28.04	29.97	35.03	31.16	43.75	34.70	27.41	26.69	26.38	28.03	30.55
Forecasted Load (GW)	58.2	57.2	56.0	55.6	56.1	58.1	62.0	66.6	67.9	67.5	67.2	66.6	65.9	65.3	64.7	64.1	64.5	67.5	70.3	70.0	69.1	67.3	64.0	59.8		
Forecast Error %	-3.1%	-5.8%	-6.2%	-6.6%	-7.1%	-6.7%	-5.1%	-3.5%	-1.8%	-1.2%	-0.6%	0.0%	0.3%	0.6%	1.2%	1.3%	1.5%	0.9%	0.2%	0.0%	-0.3%	-0.5%	-1.1%			





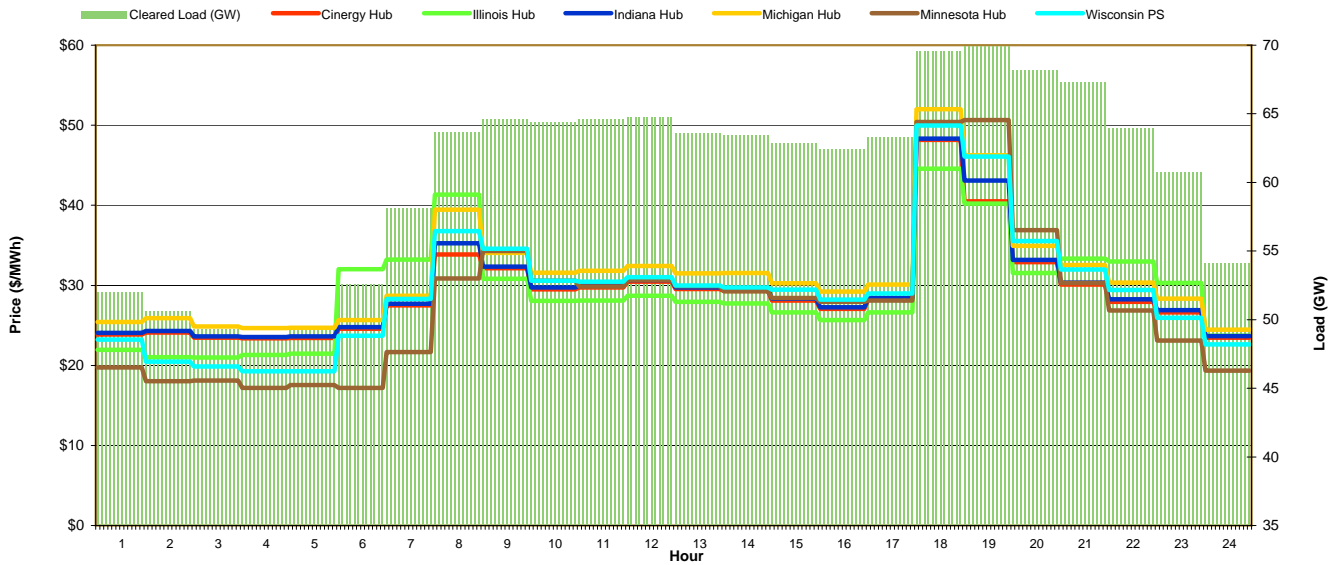
MISO Daily Report

Wednesday December 14, 2011

Price	<=0	>=100	>=200
Forecast Error %	0-4.9%	5-9.9%	>=10%

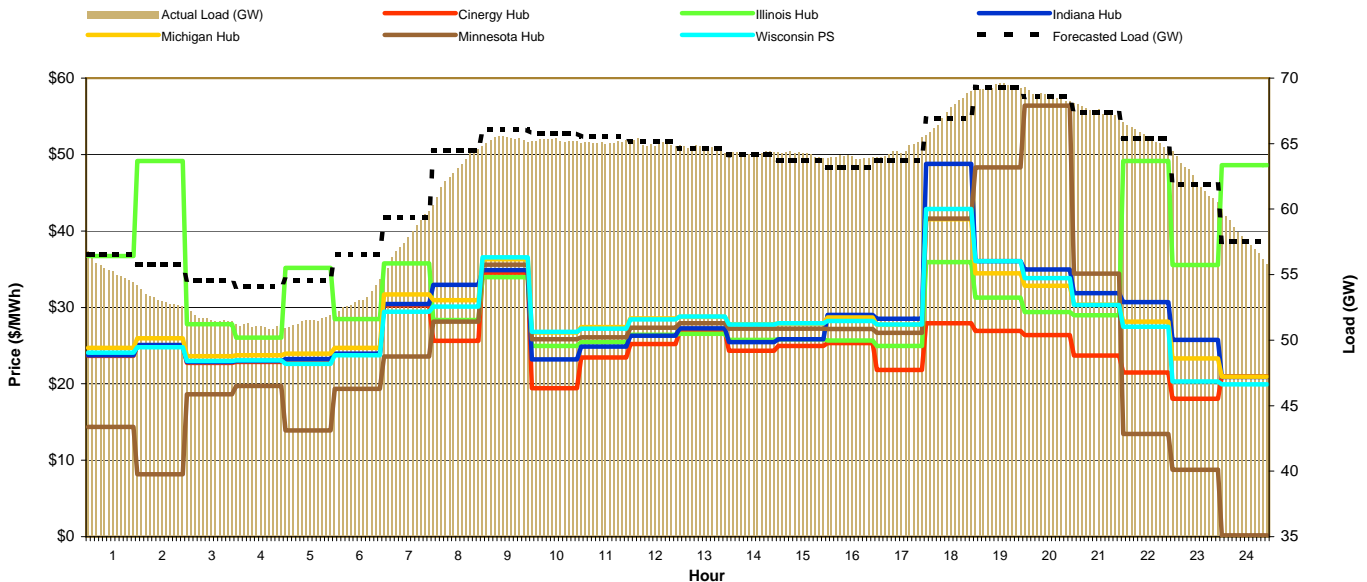
Day-Ahead Prices and Cleared Load

Hour Ending:																									Avg. Hr \$	
	1	2	3	4	5	6	7	8	9	10	11	12	13	14	15	16	17	18	19	20	21	22	23	24	All	On Pk
Cinergy Hub	23.86	24.10	23.45	23.38	23.43	24.59	27.51	33.87	32.13	29.52	29.76	30.47	29.54	29.32	28.12	27.07	28.21	48.15	40.51	32.88	30.11	27.96	26.63	23.47	29.09	31.52
Illinois Hub	21.93	21.03	20.99	21.29	21.48	32.03	33.22	41.33	30.81	28.08	28.11	28.69	27.94	27.76	26.62	25.65	26.61	44.58	40.21	31.52	33.35	32.97	30.29	23.69	29.17	31.53
Indiana Hub	24.05	24.29	23.61	23.55	23.62	24.79	27.72	35.27	32.35	29.75	29.97	30.64	29.75	29.53	28.33	27.28	28.42	48.34	43.09	33.19	30.34	28.25	26.90	23.65	29.45	31.96
Michigan Hub	25.41	25.90	24.86	24.67	24.72	25.67	28.71	39.47	34.07	31.58	31.82	32.42	31.49	31.53	30.27	29.23	30.10	51.99	46.25	34.95	32.52	30.34	28.36	24.47	31.28	34.15
Minnesota Hub	19.74	18.02	18.11	17.17	17.53	17.20	21.67	30.84	34.28	30.57	29.86	30.67	29.91	29.27	28.42	27.95	28.09	50.39	50.64	36.89	30.29	26.87	23.11	19.34	27.78	32.38
Wisconsin PS	23.24	20.45	19.86	19.27	19.28	23.69	28.31	36.76	34.59	30.59	30.47	31.02	29.98	29.76	29.48	28.21	29.00	49.98	46.07	35.56	31.96	29.41	25.95	22.63	29.39	33.05
Cleared Load (GW)	52.0	50.7	49.3	48.8	49.6	52.6	58.2	63.7	64.6	64.4	64.6	64.8	63.6	63.5	62.9	62.4	63.3	69.6	70.0	68.2	67.3	63.9	60.8	5.4		



Preliminary Real-Time Prices with Forecasted and Actual System Load

Hour Ending:																									Avg. Hr \$	
	1	2	3	4	5	6	7	8	9	10	11	12	13	14	15	16	17	18	19	20	21	22	23	24	All	On Pk
Cinergy Hub	23.65	24.97	22.73	22.86	23.12	23.81	30.28	25.63	34.55	19.44	23.44	25.22	26.89	24.33	24.94	25.33	21.83	27.93	26.91	26.36	23.70	21.50	18.03	20.99	24.52	24.75
Illinois Hub	36.71	49.17	27.80	26.04	35.18	28.48	35.76	28.35	33.97	24.94	25.45	26.40	26.56	25.73	25.84	25.66	24.94	35.92	31.27	29.41	28.99	49.14	35.55	48.60	31.91	29.88
Indiana Hub	23.76	25.09	22.86	22.99	23.24	23.94	30.43	32.95	34.88	23.18	24.87	26.29	27.26	25.46	25.85	29.00	28.53	48.79	36.06	34.97	31.85	30.71	25.74	20.88	28.32	30.40
Michigan Hub	24.69	25.94	23.63	23.75	23.95	24.71	31.68	30.96	36.29	26.73	27.44	28.56	28.75	27.80	27.90	28.69	27.71	41.54	34.47	32.62	30.34	28.12	23.33	20.92	28.36	30.09
Minnesota Hub	14.38	8.18	18.64	19.71	13.92	19.33	23.59	28.12	35.57	25.83	26.07	27.35	27.94	27.23	27.22	27.18	26.66	41.60	48.30	56.38	34.42	13.42	8.75	0.17	25.00	30.13
Wisconsin PS	24.07	24.78	22.98	23.09	22.62	23.73	29.43	30.12	36.57	26.80	27.23	28.45	28.80	27.75	27.94	28.24	27.76	42.87	36.04	33.82	30.33	27.47	20.33	19.92	27.96	30.03
Forecasted Load (GW)	56.5	55.8	54.6	54.1	54.6	56.5	59.3	64.5	66.1	65.8	65.5	65.2	64.7	64.2	63.8	63.2	63.7	66.9	69.3	68.5	67.4	65.4	61.9	57.5		
Forecast Error %	-2.1%	-5.0%	-5.5%	-5.9%	-6.1%	-6.5%	-2.9%	-2.6%	-1.1%	-0.8%	-0.7%	-0.3%	0.1%	0.3%	0.7%	1.2%	1.3%	0.7%	0.0%	0.2%	0.2%	0.3%	0.8%	0.6%		





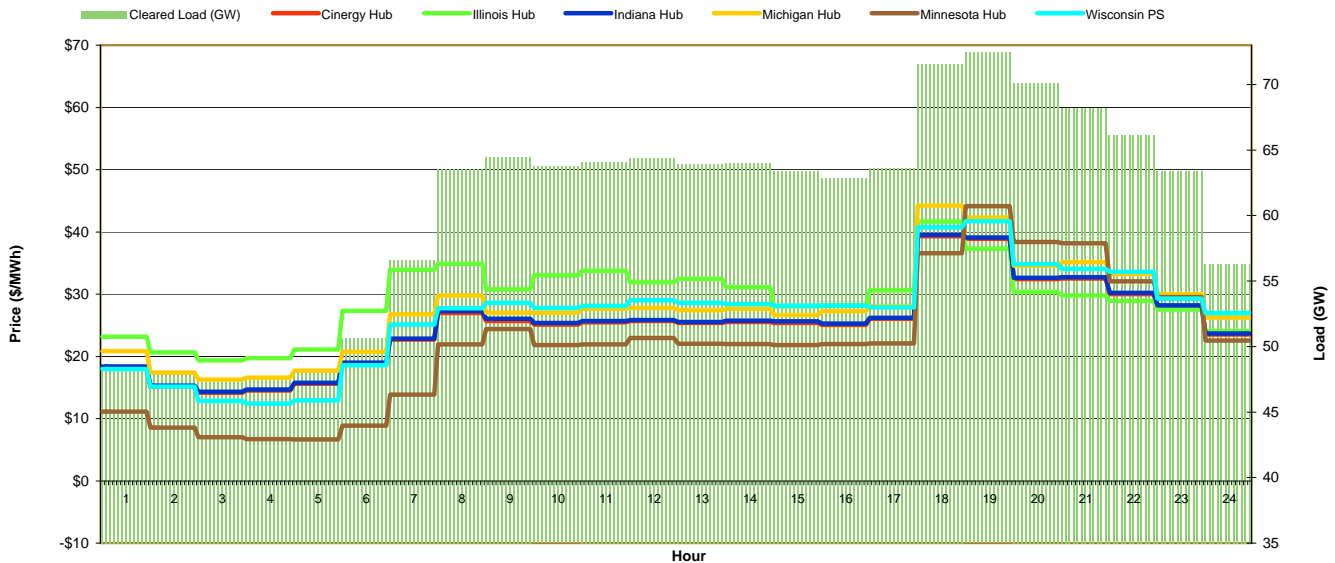
MISO Daily Report

Thursday December 15, 2011

Price	<=0	>=100	>=200
Forecast Error %	0-4.9%	5-9.9%	>=10%

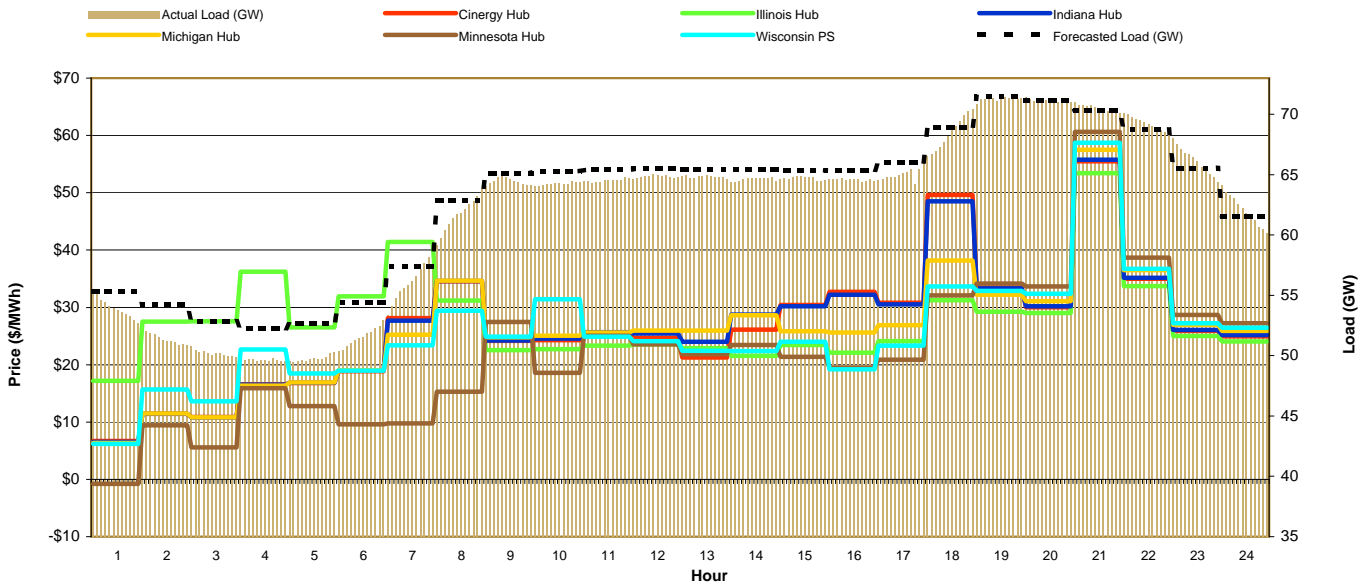
Day-Ahead Prices and Cleared Load

Hour Ending:																									Avg. Hr \$	
	1	2	3	4	5	6	7	8	9	10	11	12	13	14	15	16	17	18	19	20	21	22	23	24	All	On Pk
Cinergy Hub	18.22	15.13	14.17	14.51	15.58	18.87	22.69	26.96	25.67	25.11	25.46	25.66	25.36	25.54	25.39	25.06	26.03	39.30	38.88	32.42	32.50	29.98	27.98	23.52	25.00	28.58
Illinois Hub	23.14	20.64	19.38	19.73	21.08	27.31	33.90	34.86	30.76	33.02	33.74	31.89	32.47	31.11	28.03	28.22	30.60	41.65	37.32	30.34	29.79	28.90	27.54	24.11	29.15	31.89
Indiana Hub	18.36	15.29	14.31	14.66	15.74	19.02	22.86	27.28	26.02	25.36	25.66	25.86	25.52	25.73	25.61	25.27	26.20	39.53	39.09	32.60	32.71	30.21	28.22	23.69	25.20	28.80
Michigan Hub	20.83	17.40	16.26	16.56	17.73	20.76	26.78	29.80	27.04	27.63	27.79	27.44	27.63	26.66	27.29	28.06	44.24	42.29	34.58	35.13	33.23	30.01	26.24	27.43	30.99	
Minnesota Hub	11.14	8.55	7.00	6.69	6.66	8.88	13.85	21.92	24.38	21.81	21.93	22.95	22.04	21.97	21.81	21.99	22.10	36.59	44.15	38.37	38.17	32.04	29.53	22.55	21.96	27.61
Wisconsin PS	17.98	15.13	12.81	12.40	12.94	18.58	25.09	27.75	28.59	27.77	28.11	29.03	28.61	28.39	28.17	28.13	27.87	40.77	41.72	34.84	34.07	33.59	29.26	26.96	26.60	31.04
Cleared Load (GW)	48.5	48.0	47.5	47.6	48.1	50.6	56.6	63.6	64.4	63.7	64.1	64.4	63.9	64.0	63.4	62.9	63.6	71.6	72.4	70.1	68.2	66.2	63.4	5.6		



Preliminary Real-Time Prices with Forecasted and Actual System Load

Hour Ending:																									Avg. Hr \$	
	1	2	3	4	5	6	7	8	9	10	11	12	13	14	15	16	17	18	19	20	21	22	23	24	All	On Pk
Cinergy Hub	6.70	11.43	10.89	16.57	16.82	18.88	28.15	34.53	24.15	24.25	25.38	24.69	21.28	26.13	30.43	32.70	30.80	49.64	33.42	30.03	55.47	34.98	25.90	24.96	26.59	31.49
Illinois Hub	17.16	27.53	27.58	36.23	26.51	31.92	41.40	31.21	22.57	22.72	23.32	23.53	22.90	21.56	23.44	22.09	24.12	31.26	29.24	29.01	53.44	33.73	25.03	24.04	27.98	27.45
Indiana Hub	6.53	11.42	10.82	16.53	16.85	18.97	27.70	34.61	24.23	24.57	25.65	25.43	24.02	28.77	30.21	32.18	30.52	48.50	33.33	30.18	55.78	35.19	26.08	25.15	26.80	31.83
Michigan Hub	6.36	11.47	10.82	16.36	16.91	19.05	25.24	34.66	24.79	25.07	25.63	25.97	25.93	28.64	25.86	25.60	26.92	38.17	32.20	31.09	57.49	36.48	26.96	25.90	26.98	30.72
Minnesota Hub	-0.80	9.41	5.58	15.89	12.77	9.61	9.79	15.30	27.47	18.57	25.05	23.54	21.80	23.42	21.37	19.45	20.85	32.09	34.15	33.66	60.60	38.68	28.71	27.23	22.26	27.79
Wisconsin PS	6.22	15.67	13.64	22.69	18.48	19.00	23.39	29.43	24.92	31.44	24.88	24.11	22.46	22.37	23.98	19.18	23.33	33.68	32.89	32.35	58.75	36.75	27.23	26.44	25.55	29.23
Forecasted Load (GW)	55.3	54.2	52.8	52.2	52.6	54.4	57.4	62.9	65.1	65.3	65.4	65.5	65.4	65.4	65.4	65.3	66.0	68.9	71.4	71.1	70.3	68.7	65.5	61.5		
Forecast Error %	-2.6%	-5.5%	-5.2%	-5.3%	-5.9%	-5.6%	-2.3%	-2.0%	-1.1%	-1.6%	-1.0%	-1.0%	-1.0%	-1.2%	-1.1%	-1.2%	-1.6%	-0.7%	-0.3%	0.0%	0.1%	0.7%	0.9%	0.8%		





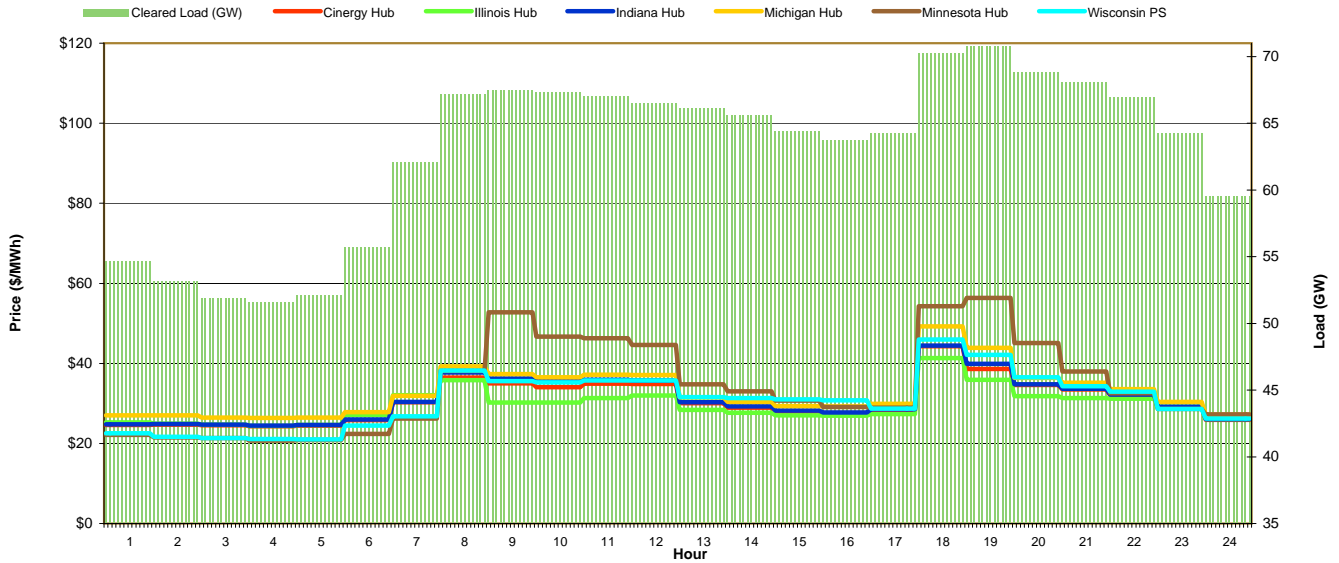
MISO Daily Report

Friday December 16, 2011

Price	<=0	>=100	>=200
Forecast Error %	0-4.9%	5-9.9%	>=10%

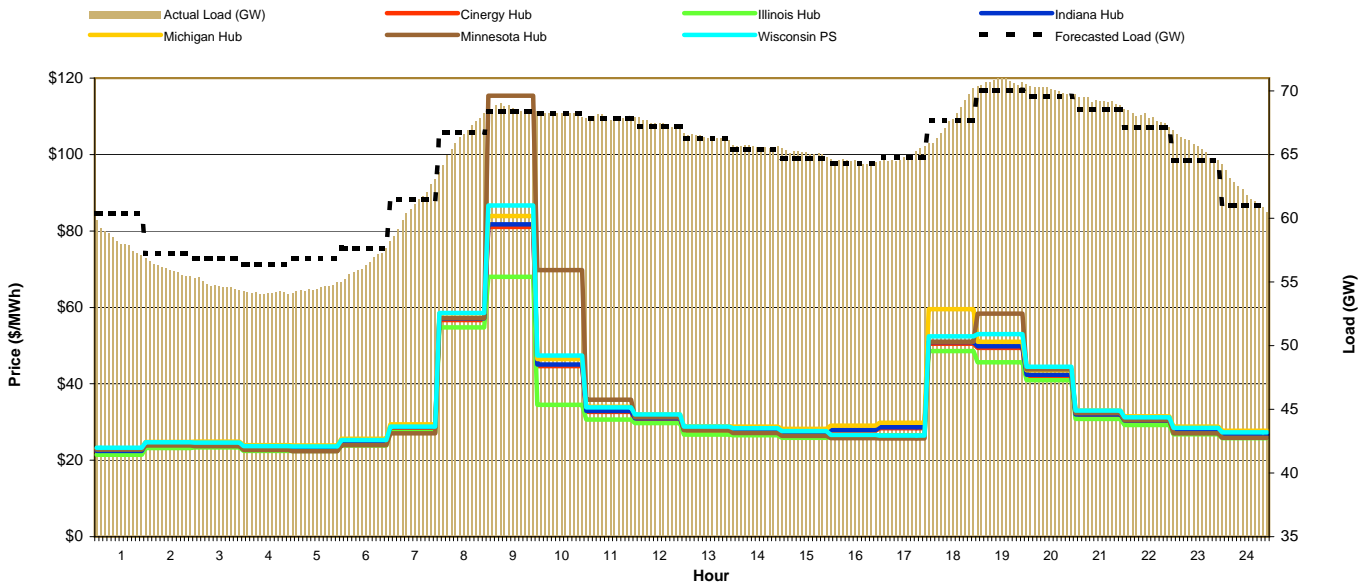
Day-Ahead Prices and Cleared Load

Hour Ending:																									Avg. Hr \$	
	1	2	3	4	5	6	7	8	9	10	11	12	13	14	15	16	17	18	19	20	21	22	23	24	All	On Pk
Cinergy Hub	24.65	24.73	24.55	24.30	24.50	25.80	30.28	36.47	34.98	34.06	34.91	34.82	30.05	28.98	27.97	27.56	28.30	44.28	38.62	34.59	33.49	32.04	29.05	25.93	30.62	33.14
Illinois Hub	25.27	24.95	24.68	24.41	24.60	27.09	32.09	35.80	30.20	30.23	31.35	31.96	28.39	27.70	27.03	26.95	27.38	41.33	35.92	31.78	31.34	31.19	29.18	26.06	29.45	31.11
Indiana Hub	24.78	24.84	24.68	24.43	24.61	25.95	30.41	37.72	36.22	35.48	35.90	35.76	30.29	29.27	28.24	27.76	28.51	44.42	39.90	34.75	33.67	32.18	29.19	26.07	31.04	33.70
Michigan Hub	27.03	26.99	26.43	26.35	26.44	27.80	31.86	39.26	37.31	36.52	37.19	37.10	31.46	30.40	29.31	29.26	29.89	49.28	43.89	36.37	35.19	33.57	30.35	27.17	32.77	35.40
Minnesota Hub	22.11	21.54	21.32	20.73	20.90	22.38	26.21	38.13	52.77	46.72	46.29	44.60	34.77	33.01	30.71	29.09	28.92	54.29	56.39	45.11	38.00	32.52	28.66	27.23	34.27	40.00
Wisconsin PS	22.52	21.70	21.34	21.14	21.07	24.47	26.81	38.19	35.56	35.30	35.74	35.76	31.57	31.37	31.00	30.79	28.71	45.94	42.14	36.52	34.29	32.95	28.61	26.24	30.82	34.65
Cleared Load (GW)	54.7	53.2	51.9	51.6	52.1	55.7	62.1	67.2	67.5	67.4	67.0	66.5	66.2	65.6	64.5	63.7	64.3	70.3	70.8	68.9	68.1	67.0	64.3	6.0		



Preliminary Real-Time Prices with Forecasted and Actual System Load

Hour Ending:																									Avg. Hr \$	
	1	2	3	4	5	6	7	8	9	10	11	12	13	14	15	16	17	18	19	20	21	22	23	24	All	On Pk
Cinergy Hub	22.31	24.08	24.28	23.41	23.31	24.96	28.49	56.71	81.02	44.61	32.68	30.74	27.70	27.57	26.95	27.70	28.38	50.53	49.40	42.04	31.69	30.17	27.57	26.60	33.87	38.47
Illinois Hub	21.46	23.16	23.39	22.44	22.48	23.87	27.35	54.76	67.97	34.47	30.61	29.72	26.75	26.52	25.88	26.15	26.58	48.53	45.64	40.99	30.80	29.26	26.76	25.79	31.72	35.71
Indiana Hub	22.48	24.25	24.45	23.57	23.48	25.16	28.70	57.13	81.72	45.07	32.92	31.00	27.95	27.80	27.19	27.94	28.62	50.94	49.81	42.38	31.96	30.43	27.80	26.81	34.15	38.79
Michigan Hub	23.06	24.76	24.89	23.95	23.86	25.66	29.43	58.45	83.87	46.46	33.97	31.95	28.91	28.83	28.19	29.02	29.80	59.55	51.02	43.51	32.97	31.48	28.81	27.70	35.42	40.42
Minnesota Hub	22.79	23.85	23.74	22.67	22.39	23.93	27.07	57.16	115.43	69.75	35.87	31.24	27.88	27.16	26.41	25.79	25.74	50.98	58.36	43.81	32.36	30.44	27.03	25.86	36.57	42.84
Wisconsin PS	23.28	24.67	24.65	23.69	23.60	25.32	28.84	58.51	86.65	47.37	33.86	31.95	28.82	28.35	27.60	26.63	26.43	52.38	53.01	44.45	33.02	31.22	28.43	27.28	35.00	39.92
Forecasted Load (GW)	60.4	57.2	56.9	56.4	56.8	57.7	61.5	66.7	68.4	68.2	67.8	67.2	66.2	65.4	64.7	64.3	64.7	67.6	70.1	69.6	68.5	67.1	64.6	61.0		
Forecast Error %	-3.7%	-2.1%	-3.8%	-4.1%	-4.3%	-2.5%	-1.2%	-0.7%	0.3%	0.0%	0.1%	0.4%	0.2%	0.3%	0.6%	0.2%	0.2%	0.2%	0.9%	0.8%	1.0%	1.2%	1.7%	1.8%		





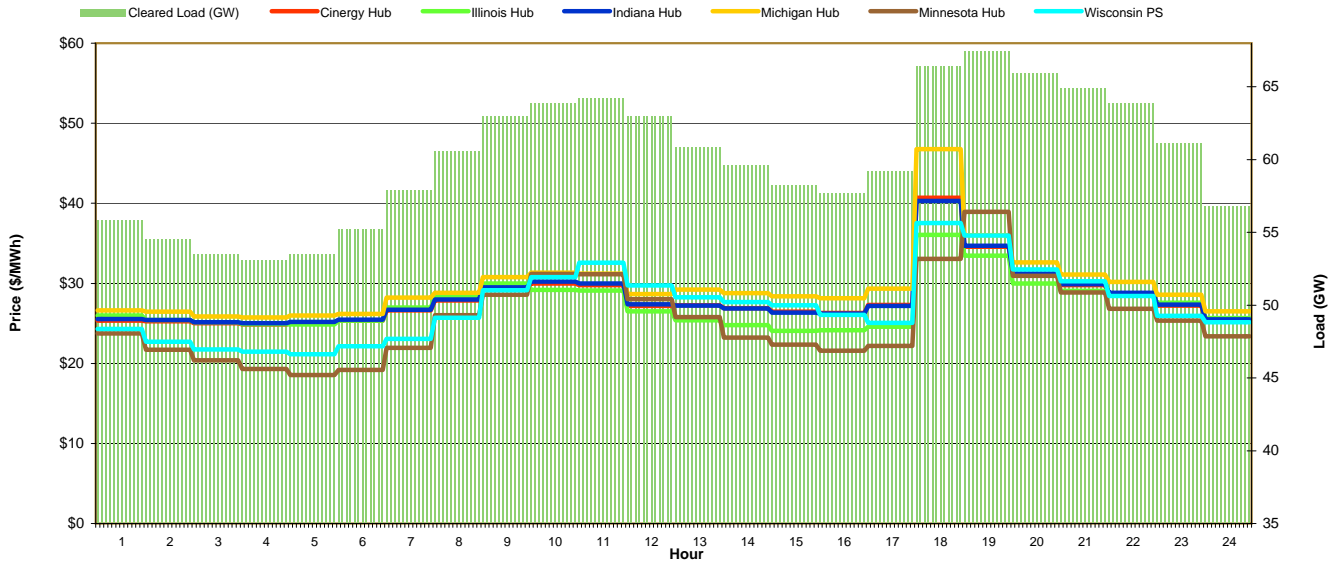
MISO Daily Report

Saturday December 17, 2011

Price	<=0	>=100	>=200
Forecast Error %	0-4.9%	5-9.9%	>=10%

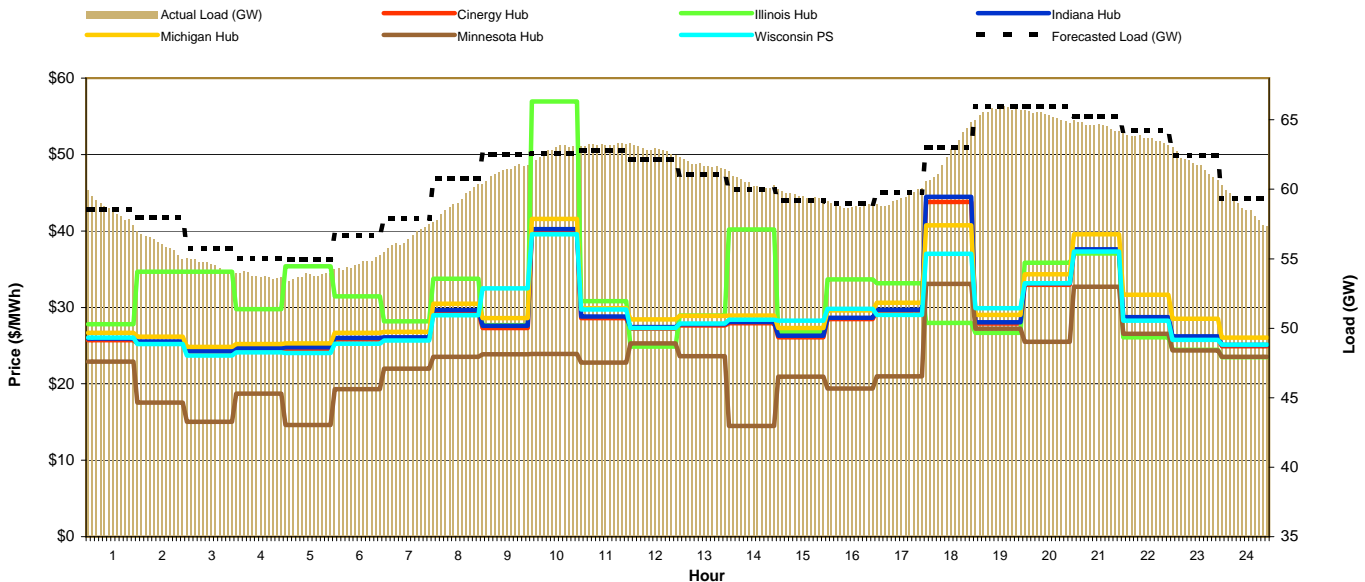
Day-Ahead Prices and Cleared Load

Hour Ending:																									Avg. Hr \$	
	1	2	3	4	5	6	7	8	9	10	11	12	13	14	15	16	17	18	19	20	21	22	23	24	All	On Pk
Cinergy Hub	25.36	25.27	25.01	24.87	25.02	25.36	26.61	27.86	29.35	30.00	29.80	27.20	27.26	26.90	26.48	26.30	27.30	40.69	34.57	31.09	29.77	28.66	27.21	25.33	28.05	29.40
Illinois Hub	25.97	25.43	25.16	24.90	24.85	25.33	27.00	28.29	30.00	29.18	29.10	26.49	25.37	24.77	24.05	24.13	24.57	36.04	33.44	30.00	29.05	28.48	27.57	25.67	27.29	28.16
Indiana Hub	25.53	25.42	25.15	25.01	25.17	25.45	26.71	28.00	29.51	30.20	30.00	27.39	27.24	26.86	26.34	26.22	27.18	40.28	34.68	31.23	29.91	28.81	27.36	25.50	28.13	29.45
Michigan Hub	26.63	26.45	25.88	25.73	25.98	26.18	28.24	28.82	30.79	31.34	31.20	28.65	29.23	28.78	28.40	28.13	29.36	46.78	36.03	32.61	31.11	30.16	28.60	26.50	29.65	31.25
Minnesota Hub	23.76	21.71	20.39	19.32	18.55	19.20	21.93	26.01	28.60	31.17	31.15	28.01	25.80	23.21	22.34	21.60	22.20	33.05	38.94	30.93	28.87	26.82	25.36	23.40	25.51	27.75
Wisconsin PS	24.32	22.69	21.76	21.47	21.14	22.13	23.07	25.69	29.13	30.77	32.58	29.74	28.25	27.67	27.26	26.08	25.06	37.55	35.98	31.72	30.27	28.41	25.94	25.16	27.24	29.50
Cleared Load (GW)	55.9	54.5	53.5	53.1	53.5	55.2	57.9	60.6	63.0	63.9	64.2	63.0	60.9	59.6	58.3	57.7	59.2	66.5	67.5	66.0	64.9	63.9	61.1	5.7		



Preliminary Real-Time Prices with Forecasted and Actual System Load

Hour Ending:																									Avg. Hr \$	
	1	2	3	4	5	6	7	8	9	10	11	12	13	14	15	16	17	18	19	20	21	22	23	24	All	On Pk
Cinergy Hub	25.70	25.33	24.08	24.47	24.59	25.81	25.89	29.39	27.31	39.94	28.61	27.23	27.62	27.93	26.09	28.46	29.51	43.78	27.90	32.95	37.32	28.51	26.04	24.91	28.72	30.54
Illinois Hub	27.82	34.66	34.67	29.75	35.37	31.43	28.18	33.74	27.68	56.95	30.83	24.89	28.94	40.21	26.76	33.68	33.15	27.98	26.67	35.82	37.06	26.08	24.44	23.47	31.68	32.18
Indiana Hub	25.91	25.56	24.28	24.67	24.78	26.01	26.09	29.64	27.60	40.25	28.82	27.43	27.80	28.11	26.31	28.65	29.70	44.45	28.07	33.16	37.60	28.73	26.23	25.08	28.96	30.78
Michigan Hub	26.66	26.15	24.82	25.20	25.30	26.66	26.79	30.48	28.61	41.56	29.89	28.45	28.91	28.95	27.29	29.61	30.60	40.76	29.00	34.35	39.58	31.66	28.50	26.05	29.83	31.76
Minnesota Hub	22.89	17.55	15.03	18.72	14.60	19.32	22.00	23.55	23.85	23.90	22.76	25.30	23.60	14.48	20.95	19.38	20.97	33.09	27.22	25.50	32.70	26.55	24.37	23.52	22.68	24.26
Wisconsin PS	26.03	25.19	23.69	24.11	24.02	25.26	25.66	28.99	32.50	39.55	29.74	27.31	27.88	28.40	28.27	29.81	29.00	37.03	29.92	33.18	37.32	28.27	25.75	25.14	28.83	30.81
Forecasted Load (GW)	58.5	58.0	55.7	55.0	55.0	56.7	57.9	60.7	62.5	62.6	62.8	62.1	61.1	60.0	59.2	59.0	59.8	63.0	65.9	65.9	65.3	64.2	62.5	59.3		
Forecast Error %	0.0%	-3.3%	-2.0%	-2.3%	-2.3%	-3.8%	-2.6%	-2.9%	-2.0%	0.3%	0.7%	1.2%	1.2%	0.9%	0.6%	-0.2%	-0.7%	-0.8%	-0.4%	-1.0%	-1.0%	-0.8%	-1.0%	-1.0%		





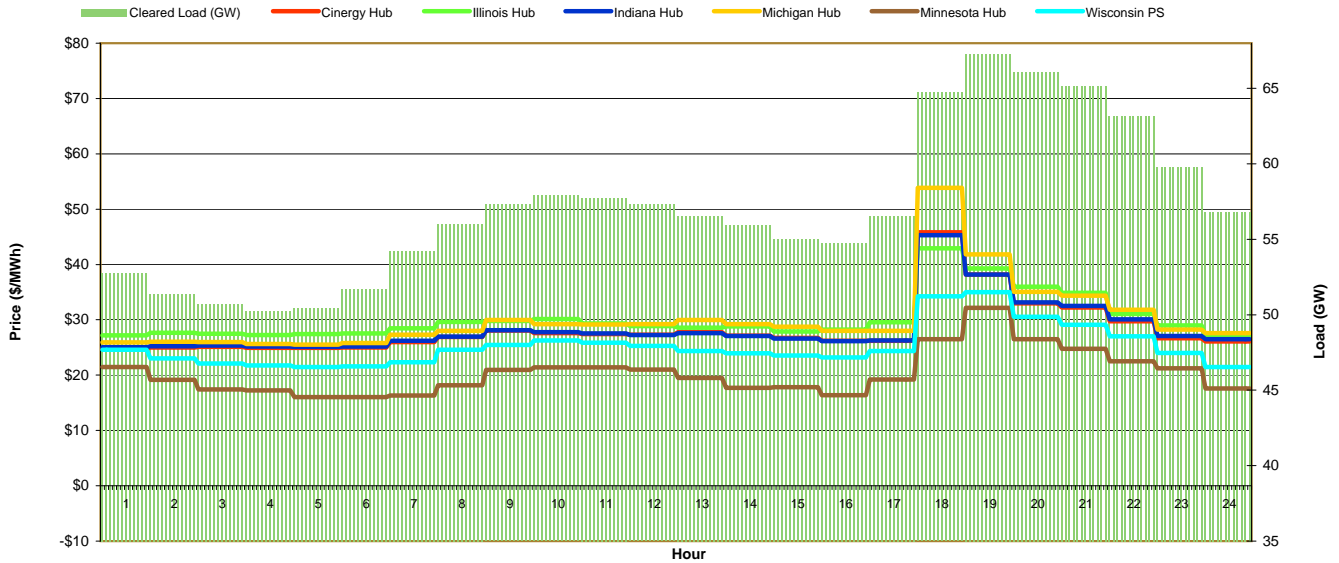
MISO Daily Report

Sunday December 18, 2011

Price	<=0	>=100	>=200
Forecast Error %	0-4.9%	5-9.9%	>=10%

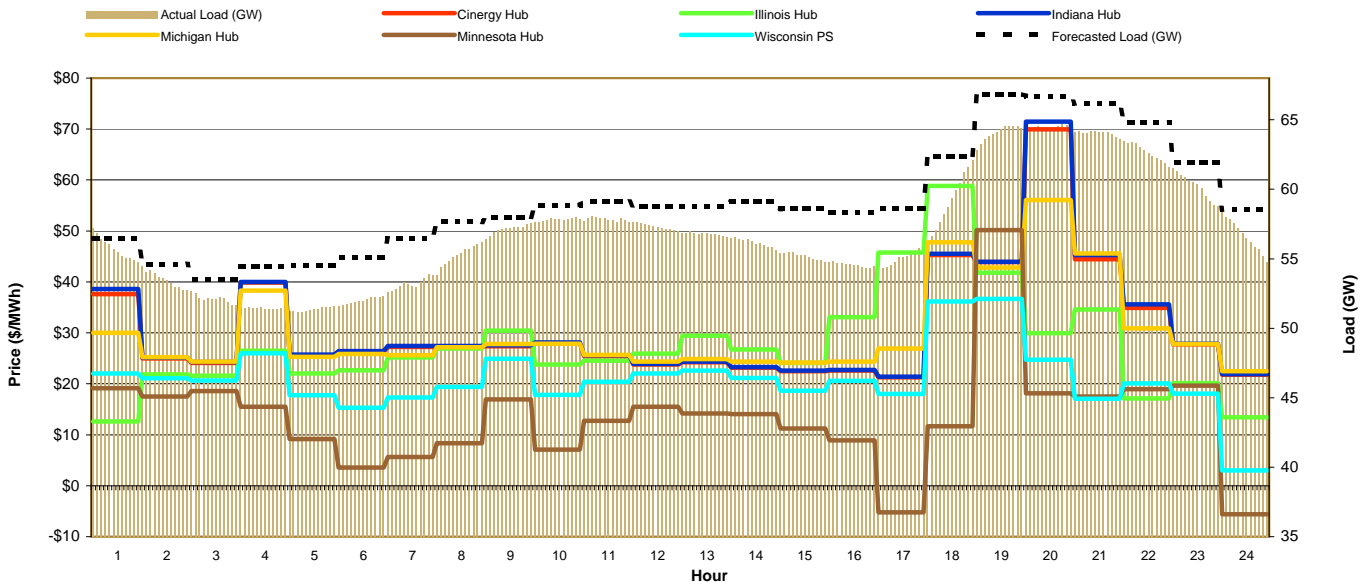
Day-Ahead Prices and Cleared Load

Hour Ending:	1	2	3	4	5	6	7	8	9	10	11	12	13	14	15	16	17	18	19	20	21	22	23	24	Avg. Hr \$			
	All	On Pk																										
Cinergy Hub	24.84	25.01	25.12	24.95	24.92	25.00	25.99	26.91	28.04	27.60	27.42	27.28	27.76	27.15	26.71	26.22	26.20	45.82	38.19	33.00	32.25	29.75	26.68	26.12	28.29	29.81	26.12	30.17
Illinois Hub	27.22	27.65	27.46	27.25	27.45	27.54	28.47	29.62	29.81	30.16	29.36	28.86	28.56	28.82	27.91	28.22	29.57	42.92	39.27	36.00	34.86	31.06	29.00	27.15	30.17	31.50	26.12	30.17
Indiana Hub	25.03	25.20	25.34	25.15	25.11	25.19	26.20	26.96	28.13	27.75	27.51	27.27	27.62	27.08	26.62	26.17	26.25	45.28	38.19	33.17	32.50	30.11	27.05	26.49	28.39	29.85	26.12	30.17
Michigan Hub	25.91	26.06	25.96	25.65	25.50	25.81	27.32	28.03	29.97	29.23	29.15	29.24	29.94	29.21	28.78	28.00	27.98	53.87	41.80	35.05	34.39	31.82	28.22	27.59	30.19	32.17	26.12	30.17
Minnesota Hub	21.49	19.16	17.40	17.24	16.05	16.01	16.34	18.18	20.96	21.38	21.38	20.98	19.52	17.69	17.81	16.39	19.22	26.51	32.17	26.50	24.74	22.50	21.21	17.57	20.35	21.70	26.12	30.17
Wisconsin PS	24.60	23.04	22.09	21.75	21.45	21.61	22.34	24.56	25.48	26.25	25.89	25.28	24.33	23.95	23.58	23.21	24.35	34.24	34.98	30.54	29.08	27.05	23.99	21.48	25.21	26.67	26.12	30.17
Cleared Load (GW)	52.8	51.4	50.7	50.3	50.5	51.7	54.2	56.0	57.3	57.9	57.7	57.3	56.5	56.0	55.0	54.8	56.6	64.7	67.3	66.1	65.2	63.2	59.8	5.7	55.5	65.0		



Preliminary Real-Time Prices with Forecasted and Actual System Load

Hour Ending:	1	2	3	4	5	6	7	8	9	10	11	12	13	14	15	16	17	18	19	20	21	22	23	24	Avg. Hr \$			
	All	On Pk																										
Cinergy Hub	37.63	25.01	24.13	39.88	25.58	26.31	27.22	27.28	27.35	27.97	25.42	23.76	24.20	23.14	22.46	22.60	21.27	45.26	43.91	69.92	44.44	34.93	27.73	21.76	30.80	31.98	27.47	30.83
Illinois Hub	12.63	21.85	21.60	26.51	22.01	22.66	25.19	26.95	30.47	23.80	24.56	25.95	29.45	26.74	24.08	33.10	45.75	58.82	41.82	29.96	34.60	17.12	20.16	13.41	27.47	30.83	27.47	30.83
Indiana Hub	38.63	25.17	24.28	39.99	25.71	26.43	27.44	27.44	27.55	28.10	25.58	23.91	24.38	23.31	22.57	22.72	21.39	45.52	43.98	71.43	45.26	35.59	27.88	21.92	31.09	32.29	21.92	31.09
Michigan Hub	30.00	25.23	24.35	38.27	25.31	25.87	25.64	27.16	27.82	27.88	25.70	24.38	24.85	24.37	24.16	24.38	26.92	47.76	42.82	56.05	45.59	30.86	27.84	22.50	30.24	31.78	22.50	31.78
Minnesota Hub	19.15	17.64	18.55	15.52	9.13	3.57	5.64	8.32	16.96	7.06	12.71	15.47	14.16	14.06	11.22	8.91	-5.21	11.67	50.15	18.11	17.53	18.94	19.67	-5.60	13.47	14.98	-5.60	13.47
Wisconsin PS	22.04	21.10	20.67	25.97	17.76	15.31	17.33	19.37	24.92	17.81	20.41	22.02	22.59	21.17	18.61	20.59	18.00	36.18	36.65	24.75	17.06	20.07	18.06	3.02	20.89	22.39	3.02	20.89
Forecasted Load (GW)	56.5	54.6	53.5	54.4	54.5	55.1	56.5	57.7	58.0	58.9	59.1	58.7	58.7	59.1	58.6	58.3	58.6	62.3	66.9	66.7	66.2	64.8	61.9	58.5	58.5	65.0		
Forecast Error %	-1.3%	-2.1%	-2.7%	-5.8%	-6.1%	-6.0%	-6.2%	-4.4%	-1.5%	-1.9%	-2.3%	-2.5%	-3.5%	-5.2%	-6.2%	-6.9%	-6.5%	-5.5%	-4.4%	-3.5%	-3.4%	-3.4%	-2.9%	-3.3%				





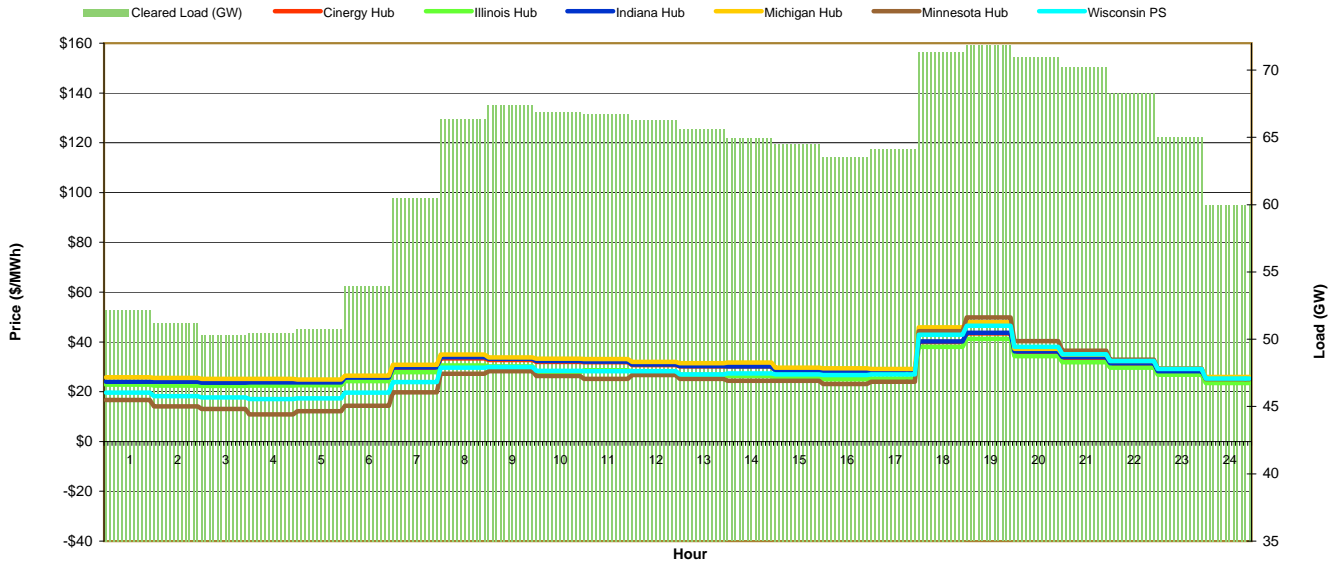
MISO Daily Report

Monday December 19, 2011

Price	<=0	>=100	>=200
Forecast Error %	0-4.9%	5-9.9%	>=10%

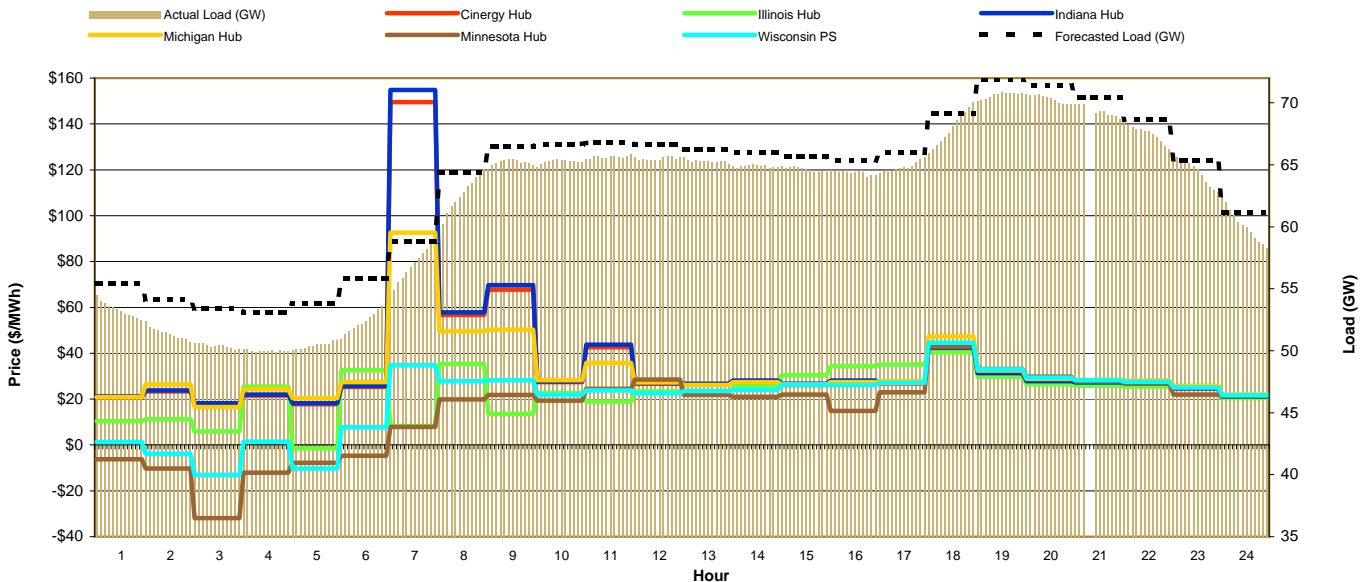
Day-Ahead Prices and Cleared Load

Hour Ending:																									Avg. Hr \$			
	1	2	3	4	5	6	7	8	9	10	11	12	13	14	15	16	17	18	19	20	21	22	23	24	All	On Pk		
Cinergy Hub	23.52	23.63	23.30	23.37	23.35	25.30	29.38	33.41	32.80	31.93	31.82	30.74	30.22	30.15	28.47	28.15	28.11	40.00	43.41	35.95	33.57	31.17	28.09	25.08	29.79	32.37		
Illinois Hub	22.89	22.52	22.39	22.52	22.64	24.31	27.91	30.62	30.15	27.84	28.64	28.08	26.83	26.27	25.56	24.98	25.28	37.97	41.29	34.27	31.89	29.69	26.82	23.51	27.70	29.76		
Indiana Hub	24.00	24.00	23.65	23.74	23.74	25.73	29.76	33.93	33.27	32.31	32.15	30.99	30.31	30.16	28.55	28.17	28.14	40.15	43.73	36.21	33.85	31.46	28.31	25.25	30.07	32.61		
Michigan Hub	25.85	25.56	25.19	25.15	24.91	26.50	30.81	34.90	33.81	33.28	33.14	31.98	31.49	31.67	29.69	29.36	29.19	45.89	47.89	37.27	34.96	32.37	29.22	25.89	31.50	34.13		
Minnesota Hub	16.71	14.16	13.03	10.89	12.15	14.35	19.74	27.26	28.30	26.26	25.21	26.69	25.16	24.34	24.37	23.16	23.99	44.36	49.85	40.34	36.42	32.93	29.32	25.09	25.59	30.50		
Wisconsin PS	19.63	18.23	17.70	17.11	17.37	19.69	23.84	29.64	29.87	28.37	28.20	28.21	26.97	27.37	27.00	26.75	26.91	42.89	46.56	38.07	35.06	32.43	29.15	25.27	27.59	31.46		
Cleared Load (GW)	52.2	51.2	50.3	50.5	50.8	54.0	60.5	66.3	67.4	66.9	66.7	66.3	65.6	64.9	64.5	63.5	64.2	71.3	71.8	71.0	70.2	68.3	65.0	6.0				



Preliminary Real-Time Prices with Forecasted and Actual System Load

Hour Ending:																									Avg. Hr \$			
	1	2	3	4	5	6	7	8	9	10	11	12	13	14	15	16	17	18	19	20	21	22	23	24	All	On Pk		
Cinergy Hub	20.91	23.36	18.13	21.58	17.76	25.38	149.57	56.66	67.72	27.48	42.65	26.78	26.27	27.54	26.16	27.49	26.88	42.08	30.97	27.54	27.00	26.64	24.59	20.96	34.67	33.40		
Illinois Hub	10.34	11.25	5.91	25.49	-1.48	32.54	8.23	35.38	13.53	22.70	18.89	23.35	26.35	26.14	30.44	34.41	35.02	40.36	29.78	26.41	25.83	25.50	25.80	20.48	23.03	27.49		
Indiana Hub	21.07	23.72	18.15	21.90	18.18	25.73	154.85	57.78	69.69	27.71	43.73	27.02	26.69	28.04	26.67	28.05	27.42	42.46	31.27	27.82	27.26	26.92	24.82	21.17	35.34	33.96		
Michigan Hub	20.92	26.41	16.50	24.33	20.37	27.36	92.65	49.65	50.25	28.27	35.83	27.34	26.22	27.39	26.50	27.46	27.78	47.33	32.38	28.87	28.39	28.16	25.78	21.91	32.00	32.35		
Minnesota Hub	-6.24	-10.25	-31.96	-12.02	-7.72	-4.75	7.87	19.87	21.76	19.31	24.44	28.48	21.81	20.98	21.90	14.85	23.00	42.85	33.20	29.76	27.73	26.87	21.97	21.23	14.79	24.92		
Wisconsin PS	1.31	-3.83	-13.08	1.39	-10.33	7.75	34.74	27.81	28.20	21.93	23.79	22.49	23.51	24.13	26.29	26.15	27.16	44.61	33.03	29.31	28.27	27.61	25.08	21.73	19.96	27.46		
Forecasted Load (GW)	55.5	54.2	53.4	53.1	53.8	55.8	58.8	64.4	66.5	66.7	66.8	66.6	66.3	66.0	65.7	65.4	66.0	69.1	71.9	71.4	70.4	68.7	65.4	61.2				
Forecast Error %	-4.1%	-5.4%	-6.1%	-6.3%	-6.8%	-6.6%	-3.4%	-3.1%	-2.0%	-2.2%	-1.8%	-1.7%	-1.5%	-1.7%	-1.6%	-1.8%	-1.7%	-1.9%	-1.5%	-21.9%	-1.7%	-1.4%	-1.8%					





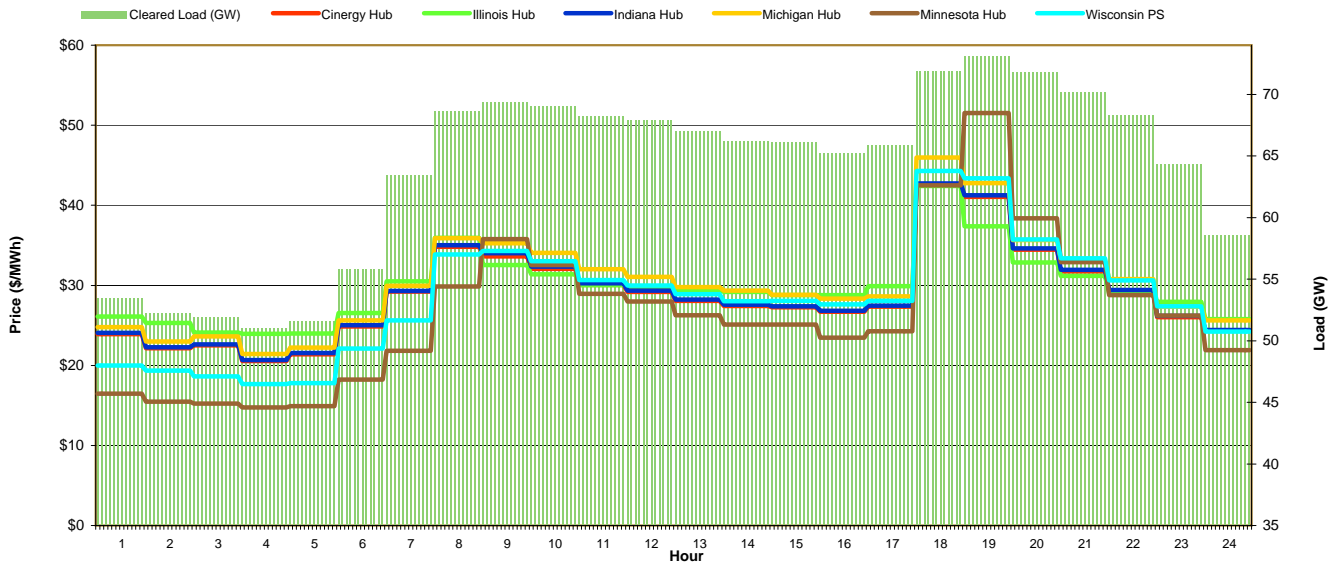
MISO Daily Report

Tuesday December 20, 2011

Price	<=0	>=100	>=200
Forecast Error %	0-4.9%	5-9.9%	>=10%

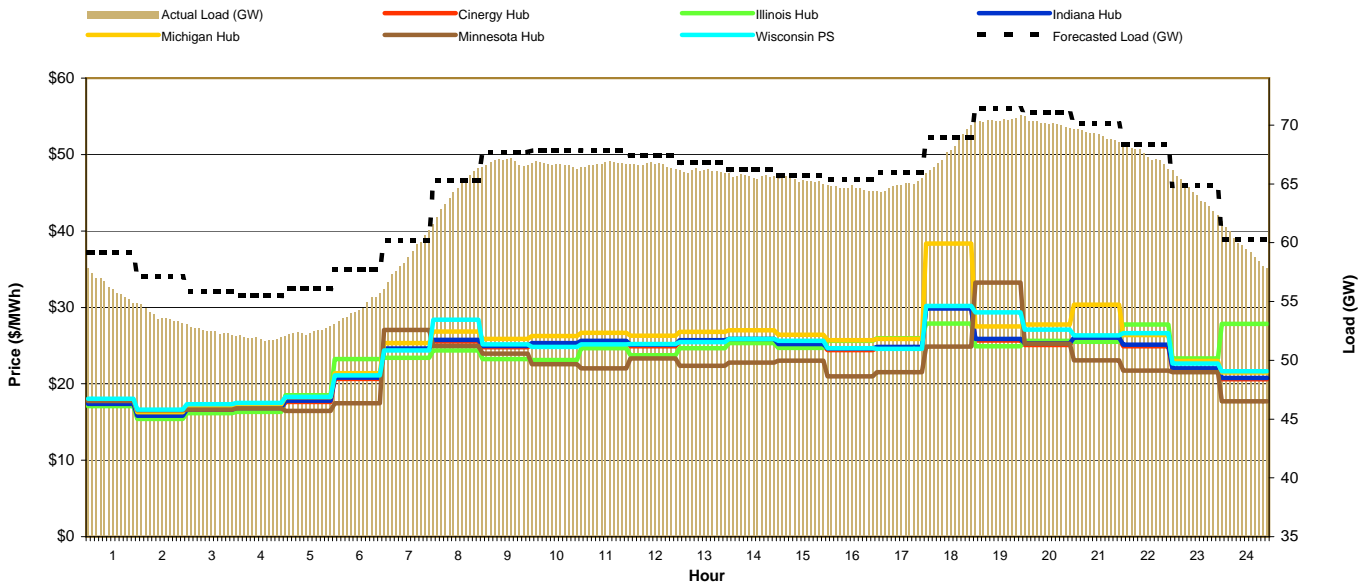
Day-Ahead Prices and Cleared Load

Hour Ending:																									Avg. Hr \$	
	1	2	3	4	5	6	7	8	9	10	11	12	13	14	15	16	17	18	19	20	21	22	23	24	All	On Pk
Cinergy Hub	23.92	22.14	22.51	20.53	21.40	24.87	29.21	34.82	33.60	32.06	30.05	29.19	28.08	27.42	27.25	26.71	27.36	42.57	41.05	34.45	31.74	29.29	28.03	24.35	28.78	31.35
Illinois Hub	26.12	25.31	24.12	23.94	24.00	26.54	30.48	35.94	32.55	31.38	30.01	29.77	29.40	29.17	28.77	28.80	29.91	42.43	37.39	32.85	31.16	28.96	27.94	25.78	29.70	31.65
Indiana Hub	24.06	22.28	22.64	20.65	21.55	25.02	29.31	35.00	34.00	32.34	30.24	29.34	28.24	27.57	27.37	26.83	27.47	42.74	41.25	34.61	31.94	29.41	26.17	24.43	28.94	31.53
Michigan Hub	24.78	23.00	23.64	21.42	22.21	25.63	29.95	35.91	35.26	34.06	32.02	31.06	29.80	29.36	28.83	28.36	28.63	45.96	42.78	35.67	33.17	30.78	27.34	25.62	30.22	33.06
Minnesota Hub	16.47	15.48	15.23	14.74	14.91	18.22	21.81	29.87	35.76	32.53	28.93	27.99	26.28	25.12	25.09	23.46	24.26	42.49	51.52	38.36	32.91	28.80	26.23	21.91	26.60	31.23
Wisconsin PS	19.97	19.35	18.63	17.65	17.81	22.12	25.61	33.85	34.29	33.00	30.64	30.00	28.90	28.02	28.05	27.62	28.05	44.30	43.39	35.74	33.37	30.63	27.39	24.23	28.44	32.33
Cleared Load (GW)	53.5	52.3	51.9	51.1	51.6	55.8	63.5	68.7	69.4	69.0	68.3	67.9	67.1	66.2	66.1	65.2	65.9	71.9	73.1	71.8	70.2	68.3	64.4	5.9		



Preliminary Real-Time Prices with Forecasted and Actual System Load

Hour Ending:																									Avg. Hr \$	
	1	2	3	4	5	6	7	8	9	10	11	12	13	14	15	16	17	18	19	20	21	22	23	24	All	On Pk
Cinergy Hub	17.23	15.69	16.47	16.68	17.64	20.65	24.48	25.56	24.77	25.13	25.43	24.93	25.52	25.66	24.99	24.43	24.66	29.96	25.65	25.10	25.86	24.92	21.86	20.62	23.08	25.28
Illinois Hub	17.08	15.42	16.15	16.33	18.52	23.23	23.40	24.38	23.23	23.11	24.68	23.76	24.68	25.34	24.70	25.63	25.96	27.90	24.90	25.64	25.51	27.74	23.32	27.83	23.27	25.03
Indiana Hub	17.39	15.82	16.62	16.83	17.79	20.81	24.64	25.77	24.96	25.32	25.64	25.14	25.71	25.87	25.19	24.61	24.84	29.87	25.86	25.30	26.05	25.12	22.04	20.77	23.25	25.46
Michigan Hub	17.94	16.29	17.08	17.28	18.27	21.40	25.32	26.82	25.88	26.24	26.67	26.29	26.80	27.02	26.43	25.70	25.89	38.35	27.50	27.77	30.36	26.37	22.98	21.49	24.67	27.32
Minnesota Hub	17.74	16.53	16.64	16.81	16.44	17.47	27.05	24.97	23.94	22.55	22.03	23.31	22.35	22.78	23.02	20.98	21.52	24.85	33.23	25.25	23.08	21.75	21.53	17.72	21.81	23.57
Wisconsin PS	18.05	16.61	17.35	17.50	18.31	21.12	24.35	28.40	25.15	24.83	25.15	25.21	25.44	25.90	25.62	24.67	24.59	30.17	29.36	27.10	26.33	26.62	22.67	21.63	23.84	26.07
Forecasted Load (GW)	59.2	57.1	55.9	55.5	56.1	57.7	60.2	65.3	67.7	67.8	67.5	66.8	66.2	65.7	65.4	65.9	68.9	71.4	71.0	70.1	68.4	64.8	60.3			
Forecast Error %	-5.2%	-6.1%	-6.4%	-6.9%	-7.0%	-6.2%	-2.7%	-1.6%	-1.3%	-1.8%	-1.7%	-1.3%	-1.1%	-0.8%	-0.5%	-1.2%	-1.7%	-1.6%	-1.4%	-1.2%	-1.4%	-1.4%	-1.0%	-1.1%		





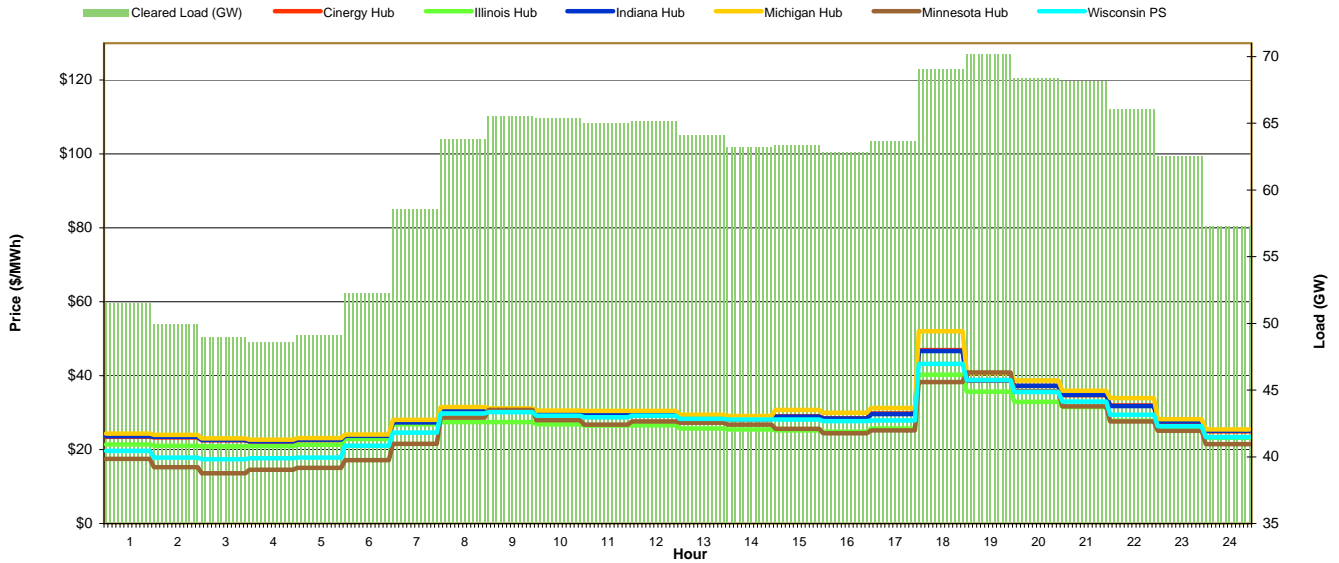
MISO Daily Report

Wednesday December 21, 2011

Price	<=0	>=100	>=200
Forecast Error %	0-4.9%	5-9.9%	>=10%

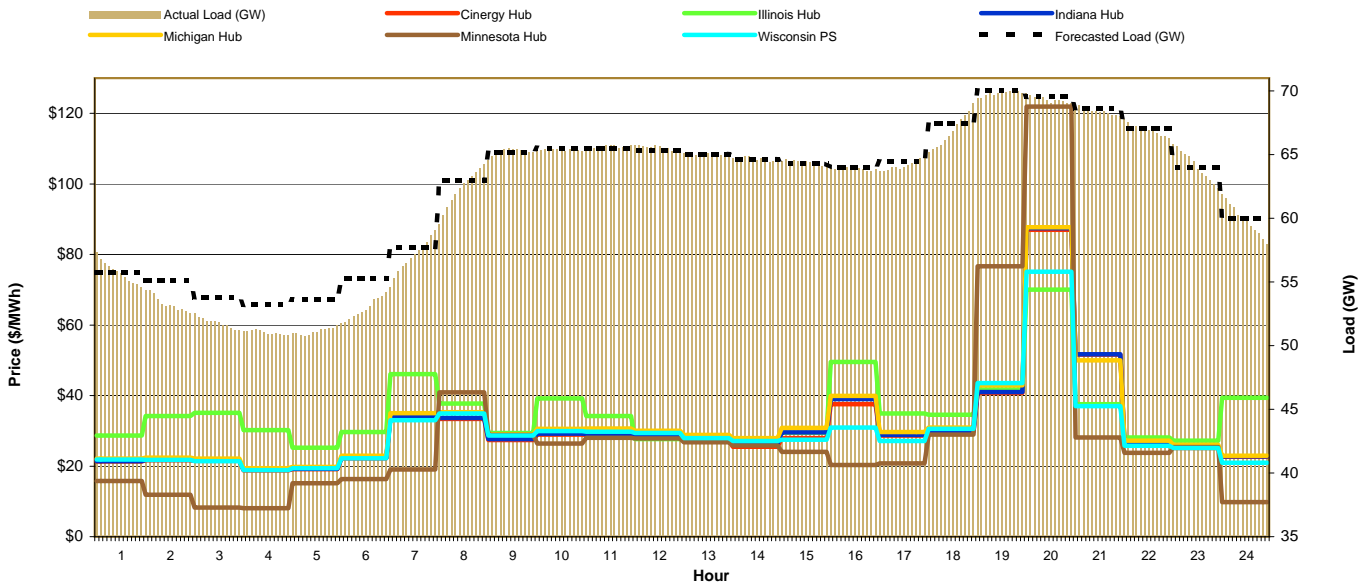
Day-Ahead Prices and Cleared Load

Hour Ending:																									Avg. Hr \$			
	1	2	3	4	5	6	7	8	9	10	11	12	13	14	15	16	17	18	19	20	21	22	23	24	All	On Pk		
Cinergy Hub	23.51	23.33	22.50	22.19	22.53	23.67	27.29	30.85	30.42	29.51	29.44	29.43	28.39	28.13	29.01	28.47	29.81	46.98	38.64	37.25	34.73	31.97	27.51	24.98	29.19	31.91		
Illinois Hub	21.41	21.06	20.91	20.99	21.30	22.90	26.83	27.43	26.85	26.54	26.62	25.73	25.43	25.16	24.85	25.70	40.23	35.66	32.95	31.49	27.81	25.35	23.20	26.41	28.45			
Indiana Hub	23.61	23.45	22.62	22.30	22.66	23.77	27.40	30.92	30.51	29.71	29.61	29.61	28.55	28.32	28.92	28.41	29.65	46.71	38.78	37.24	34.82	31.82	27.67	25.11	29.26	31.95		
Michigan Hub	24.37	23.99	23.04	22.73	23.11	24.12	28.08	31.54	31.19	30.53	30.49	30.50	29.41	29.09	30.71	29.96	31.30	52.06	40.74	38.71	35.93	33.94	28.23	25.49	30.39	33.40		
Minnesota Hub	17.46	15.20	13.63	14.51	15.09	17.13	21.57	28.70	30.76	27.97	26.79	27.65	27.26	26.78	25.60	24.43	25.18	38.32	40.86	35.75	31.70	27.61	25.15	21.48	25.27	29.41		
Wisconsin PS	19.67	17.82	17.44	17.70	17.82	21.09	24.56	29.77	30.10	29.23	28.79	29.22	28.30	28.13	28.11	27.71	27.93	43.23	38.81	35.60	32.99	29.46	26.37	23.41	27.22	30.86		
Cleared Load (GW)	51.5	50.0	49.0	48.6	49.1	52.3	58.5	63.9	65.6	65.4	65.0	65.2	64.1	63.3	63.3	62.8	63.6	69.1	70.2	68.4	68.2	66.1	62.5	5.7				



Preliminary Real-Time Prices with Forecasted and Actual System Load

Hour Ending:																									Avg. Hr \$			
	1	2	3	4	5	6	7	8	9	10	11	12	13	14	15	16	17	18	19	20	21	22	23	24	All	On Pk		
Cinergy Hub	21.30	21.64	21.47	18.82	19.12	22.19	33.83	33.41	27.44	28.92	28.88	28.36	27.33	25.50	27.96	37.57	28.66	29.60	40.72	87.00	51.58	26.15	25.12	22.67	30.64	34.64		
Illinois Hub	28.67	34.20	35.10	30.17	25.25	29.68	46.04	37.74	29.42	39.17	34.19	27.66	27.48	26.88	29.51	49.56	34.92	34.57	41.71	70.07	37.56	28.16	27.26	39.40	35.18	35.99		
Indiana Hub	21.44	21.73	21.59	18.93	19.23	22.32	34.02	33.66	27.66	29.17	29.14	28.67	27.66	26.49	29.60	39.02	28.86	29.83	41.05	87.45	51.69	26.32	25.30	22.78	30.98	35.10		
Michigan Hub	22.14	22.37	22.13	19.41	19.76	22.97	35.05	35.31	29.07	30.61	30.62	29.99	28.86	27.98	30.82	39.92	29.65	30.95	42.95	87.71	49.98	27.20	26.04	22.95	31.85	36.10		
Minnesota Hub	15.81	11.92	8.23	8.07	15.19	16.37	19.02	40.87	28.81	26.38	28.01	27.84	26.80	25.82	24.02	20.29	20.73	28.96	76.69	121.92	28.16	23.76	25.43	9.84	28.29	35.91		
Wisconsin PS	21.88	21.73	21.44	18.91	19.39	22.21	33.00	34.90	28.69	29.97	29.72	29.36	27.98	27.11	27.51	30.92	27.16	30.61	43.54	75.09	37.01	25.76	25.15	20.97	29.58	33.15		
Forecasted Load (GW)	55.8	55.1	53.8	53.2	53.6	55.3	57.7	63.0	65.2	65.5	65.5	65.3	65.0	64.6	64.3	64.0	64.4	67.4	70.0	69.5	68.6	67.0	64.0	60.0				
Forecast Error %	0.0%	-3.4%	-3.9%	-4.3%	-4.9%	-4.6%	-1.3%	-1.1%	0.1%	-0.2%	0.2%	0.3%	0.0%	0.1%	0.2%	-0.2%	-0.5%	-0.9%	-0.4%	-0.3%	-0.3%	-0.1%	0.2%	-0.1%				



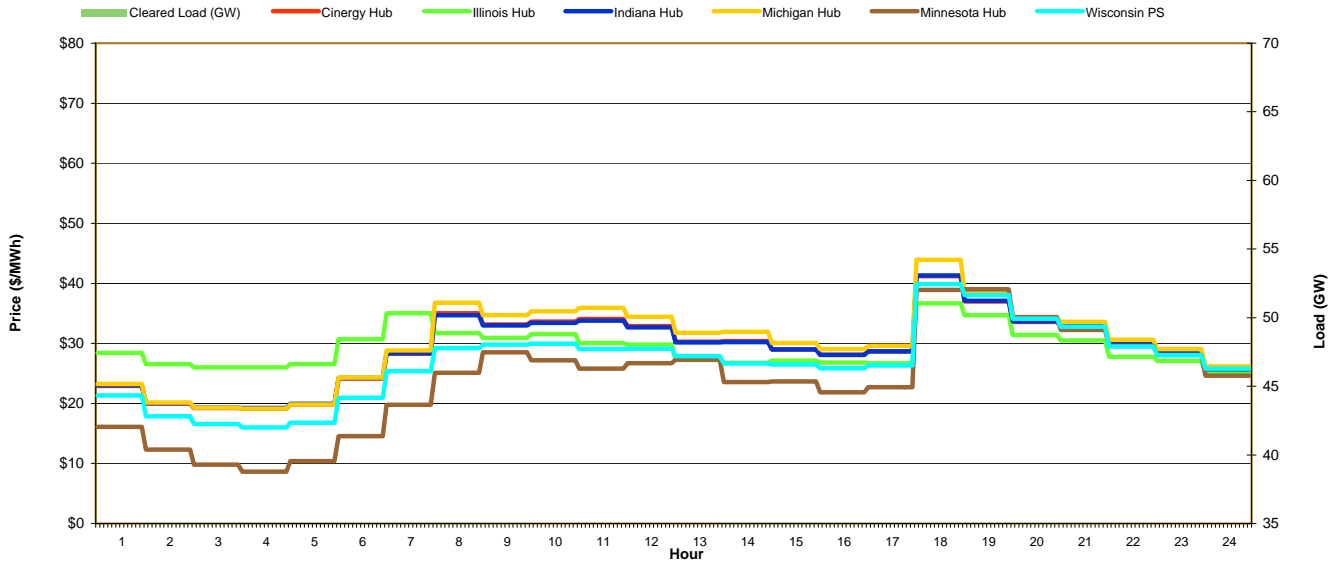


Missing Load Data, **MISO Daily Report**
 Report Incomplete Thursday December 22, 2011

Price	<=0	>=100	>=200
Forecast Error %	0-4.9%	5-9.9%	>=10%

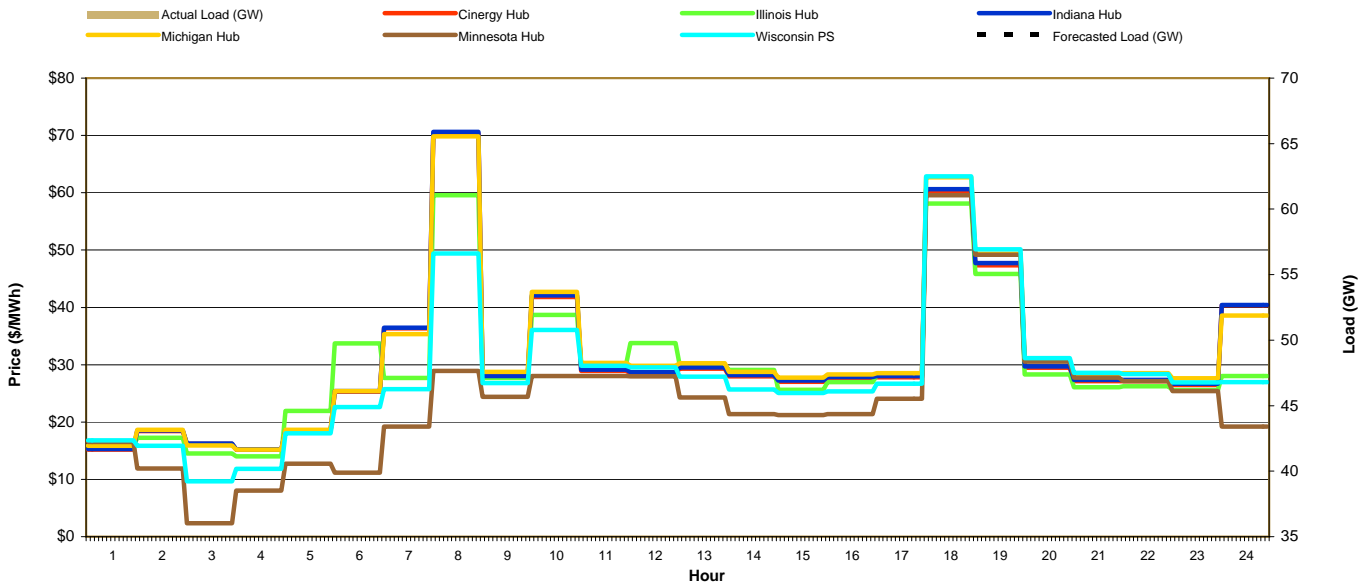
Day-Ahead Prices and Cleared Load

Hour Ending:																									Avg. Hr \$	
	1	2	3	4	5	6	7	8	9	10	11	12	13	14	15	16	17	18	19	20	21	22	23	24	All	On Pk
Cinergy Hub	22.94	19.97	19.23	19.15	19.82	24.17	28.30	35.00	33.16	33.61	34.04	32.88	30.29	30.39	29.00	28.07	28.67	41.22	37.01	33.57	32.83	29.74	28.33	25.51	29.04	32.36
Illinois Hub	28.41	26.52	26.00	26.01	26.54	30.70	35.04	31.71	30.91	31.53	30.08	29.80	27.21	26.76	27.12	26.82	26.70	36.69	34.70	31.38	30.49	27.75	27.09	25.20	29.22	29.80
Indiana Hub	23.03	20.06	19.32	19.24	19.91	24.27	28.37	34.70	33.00	33.40	33.80	32.69	30.16	30.22	28.97	28.07	28.68	41.29	37.11	33.71	33.00	29.88	28.51	25.69	29.05	32.32
Michigan Hub	23.25	20.15	19.30	19.15	19.85	24.28	28.86	36.79	34.69	35.36	35.90	34.42	31.77	31.93	30.05	29.06	29.58	43.94	38.55	34.24	33.57	30.61	29.07	26.16	30.02	33.72
Minnesota Hub	16.11	12.32	9.80	8.62	10.38	14.53	19.76	25.10	28.49	27.16	25.79	26.71	27.31	23.56	23.69	21.86	22.72	38.90	39.01	34.39	32.26	29.56	28.08	24.64	23.78	28.41
Wisconsin PS	21.30	17.88	16.57	15.99	16.77	20.96	25.37	29.21	29.82	29.97	29.04	29.11	27.87	26.67	26.49	25.87	26.33	39.87	38.06	34.10	32.78	29.50	28.04	25.80	28.80	30.17
Cleared Load (GW)	0.0	0.0	0.0	0.0	0.0	0.0	0.0	0.0	0.0	0.0	0.0	0.0	0.0	0.0	0.0	0.0	0.0	0.0	0.0	0.0	0.0	0.0	0.0	0.0	0.0	0.0



Preliminary Real-Time Prices with Forecasted and Actual System Load

Hour Ending:																									Avg. Hr \$	
	1	2	3	4	5	6	7	8	9	10	11	12	13	14	15	16	17	18	19	20	21	22	23	24	All	On Pk
Cinergy Hub	15.20	18.41	16.17	15.16	18.41	25.28	36.35	70.34	27.84	41.83	28.92	28.45	29.30	27.99	27.01	27.65	27.79	60.17	47.36	29.46	27.14	27.15	26.44	40.35	30.84	34.68
Illinois Hub	15.83	17.23	14.54	14.04	21.96	33.70	27.71	69.55	27.71	38.68	30.21	33.76	29.90	29.07	25.64	26.97	28.11	58.09	45.81	28.29	26.07	26.24	25.57	28.05	29.70	33.73
Indiana Hub	15.30	18.51	16.24	15.24	18.51	25.40	36.44	70.63	28.03	42.11	29.16	28.68	29.51	28.20	27.23	27.85	28.00	60.65	47.75	29.71	27.37	27.38	26.67	40.44	31.04	34.93
Michigan Hub	15.86	18.67	15.91	15.17	18.67	25.41	35.32	69.82	28.73	42.69	30.32	29.81	30.24	28.73	27.73	28.28	28.51	62.71	49.37	30.68	28.40	28.55	27.65	38.59	31.49	35.76
Minnesota Hub	16.51	11.91	2.33	8.05	12.72	11.19	19.18	28.91	24.37	28.01	28.02	27.96	24.26	21.40	21.23	21.37	24.05	59.57	49.17	30.56	27.73	27.12	25.41	19.19	23.76	29.32
Wisconsin PS	16.81	15.86	9.65	11.86	18.02	22.59	25.71	49.42	26.79	36.04	29.79	29.53	27.90	25.66	25.08	25.37	26.67	62.84	50.13	31.13	28.57	28.34	26.91	26.99	28.23	33.13
Forecasted Load (GW)	0.0	0.0	0.0	0.0	0.0	0.0	0.0	0.0	0.0	0.0	0.0	0.0	0.0	0.0	0.0	0.0	0.0	0.0	0.0	0.0	0.0	0.0	0.0	0.0	0.0	0.0
Forecast Error %	#DIV/0!	#DIV/0!	#DIV/0!	#DIV/0!	#DIV/0!	#DIV/0!	#DIV/0!	#DIV/0!	#DIV/0!	#DIV/0!	#DIV/0!	#DIV/0!	#DIV/0!	#DIV/0!	#DIV/0!	#DIV/0!	#DIV/0!	#DIV/0!	#DIV/0!	#DIV/0!	#DIV/0!	#DIV/0!	#DIV/0!	#DIV/0!	#DIV/0!	#DIV/0!





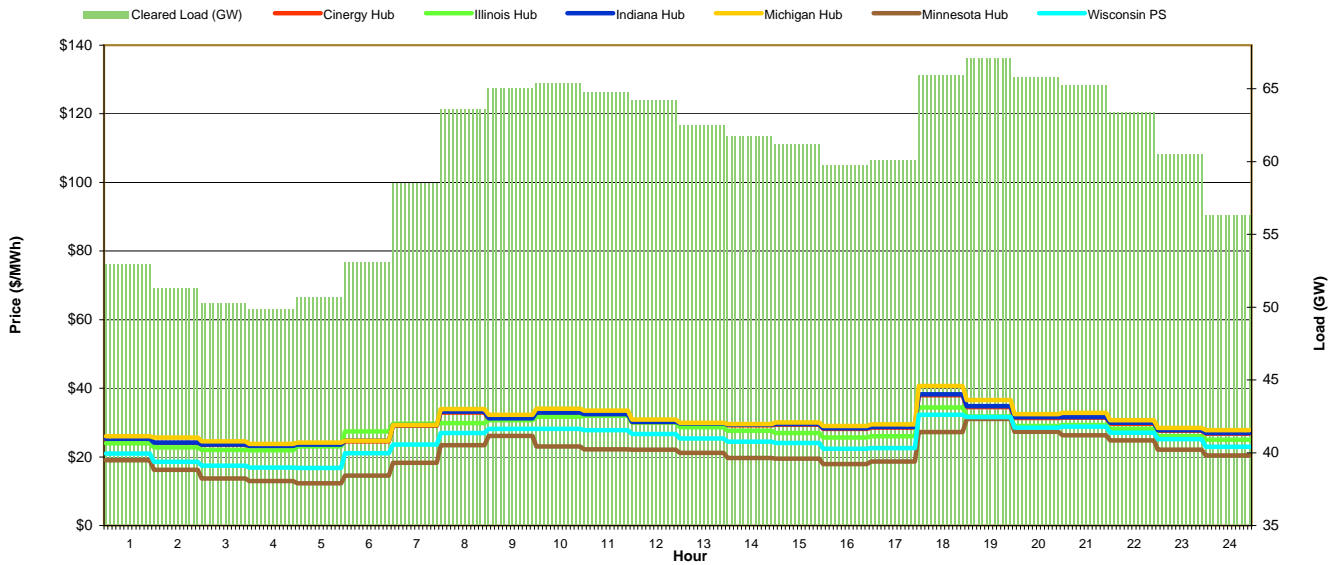
MISO Daily Report

Friday December 23, 2011

Price	<=0	>=100	>=200
Forecast Error %	0-4.9%	5-9.9%	>=10%

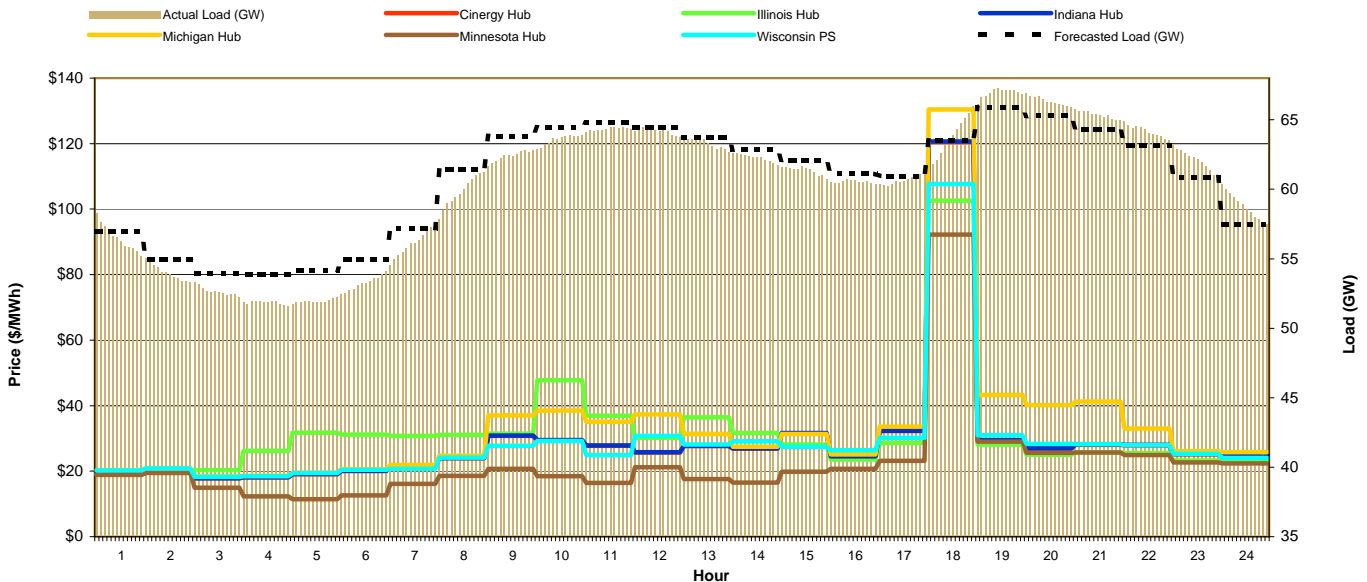
Day-Ahead Prices and Cleared Load

Hour Ending:	Hour																								Avg. Hr \$	
	1	2	3	4	5	6	7	8	9	10	11	12	13	14	15	16	17	18	19	20	21	22	23	24	All	On Pk
Cinergy Hub	25.06	24.05	23.46	23.08	23.47	24.56	29.14	32.96	31.09	32.72	32.22	30.04	29.53	29.15	29.39	28.21	28.50	38.00	34.54	31.36	31.41	29.67	27.64	26.74	29.00	31.03
Illinois Hub	24.00	22.77	22.04	21.94	23.06	27.44	29.62	29.82	30.71	31.73	31.97	30.00	28.61	27.60	26.95	25.65	25.98	34.43	31.84	29.04	29.30	28.16	26.00	25.00	27.65	29.24
Indiana Hub	25.25	24.19	23.60	23.24	23.64	24.73	29.31	33.16	31.29	32.93	32.42	30.25	29.75	29.35	29.55	28.38	28.71	38.23	34.76	31.58	31.64	29.91	27.84	26.93	29.19	31.23
Michigan Hub	26.03	25.65	24.57	23.79	24.17	24.76	29.31	33.98	32.31	34.00	33.46	30.87	29.97	29.55	30.04	28.99	29.48	40.65	36.54	32.45	32.81	30.65	28.41	27.75	30.01	32.14
Minnesota Hub	19.07	16.27	13.68	13.01	12.31	14.51	18.29	23.40	26.09	23.01	22.22	22.08	21.15	19.64	19.45	17.91	18.63	27.25	31.09	27.30	26.33	24.78	22.06	20.47	20.83	23.27
Wisconsin PS	21.00	18.60	17.40	16.92	16.78	21.10	23.58	26.99	28.18	28.13	27.78	26.68	25.41	24.46	24.11	22.43	22.55	32.24	31.62	28.54	28.85	27.05	25.15	22.92	24.52	26.88
Cleared Load (GW)	53.0	51.3	50.3	49.9	50.7	53.1	58.5	63.6	65.1	65.4	64.8	64.2	62.5	61.7	61.2	59.8	60.1	65.9	67.1	65.8	65.3	63.4	60.5	5.6		



Preliminary Real-Time Prices with Forecasted and Actual System Load

Hour Ending:	Hour																								Avg. Hr \$	
	1	2	3	4	5	6	7	8	9	10	11	12	13	14	15	16	17	18	19	20	21	22	23	24	All	On Pk
Cinergy Hub	19.51	20.07	17.82	18.09	19.05	20.07	21.43	23.98	30.73	29.38	27.73	25.74	27.66	26.83	31.59	24.36	32.21	120.45	29.37	26.83	28.06	27.89	25.09	24.87	29.12	33.62
Illinois Hub	19.07	19.74	20.28	26.21	31.80	31.12	30.78	31.07	31.42	47.76	36.89	30.19	36.46	31.65	28.10	23.58	28.62	102.61	28.14	25.04	25.81	25.47	23.27	23.08	31.59	34.76
Indiana Hub	19.67	20.21	17.92	18.18	19.15	20.17	21.52	24.08	30.84	29.51	27.80	25.82	27.74	26.92	31.68	24.50	32.31	120.69	29.50	26.97	28.21	28.06	25.26	25.03	29.24	33.74
Michigan Hub	20.36	20.80	18.37	18.58	19.56	20.64	21.89	24.68	37.07	38.46	35.11	37.31	31.40	27.49	31.39	25.14	33.59	130.44	43.29	40.12	41.24	33.07	26.13	25.78	33.41	39.75
Minnesota Hub	18.89	19.41	14.94	12.34	11.44	12.62	16.09	18.56	20.74	18.51	16.37	21.17	17.54	16.50	19.87	20.74	23.14	92.19	29.06	25.63	25.73	24.87	22.66	22.37	22.56	25.83
Wisconsin PS	20.22	20.78	18.32	18.48	19.43	20.38	20.74	24.09	27.77	29.23	24.87	30.75	28.12	29.15	27.43	26.38	30.20	107.63	31.01	28.33	28.20	27.92	25.29	24.05	28.70	32.90
Forecasted Load (GW)	57.0	54.9	54.0	53.9	54.2	55.0	57.2	61.4	63.8	64.4	64.8	64.4	63.7	62.9	62.0	61.1	61.0	63.5	65.9	65.3	64.3	63.2	60.9	57.5		
Forecast Error %	-0.9%	-1.7%	-2.5%	-4.0%	-4.3%	-3.3%	-2.0%	2.0%	-2.7%	-1.4%	-0.7%	-0.4%	-0.6%	-0.9%	-1.1%	-0.9%	0.2%	1.6%	1.6%	1.6%	1.6%	2.0%	2.3%			





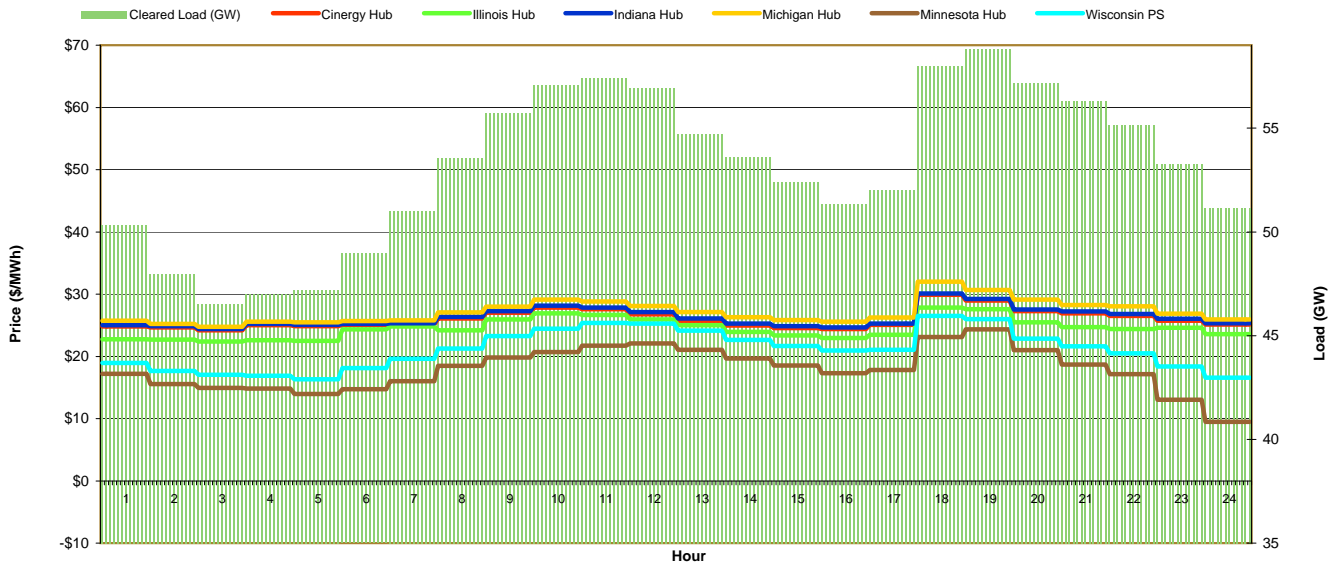
MISO Daily Report

Saturday December 24, 2011

Price	<=0	>=100	>=200
Forecast Error %	0-4.9%	5-9.9%	>=10%

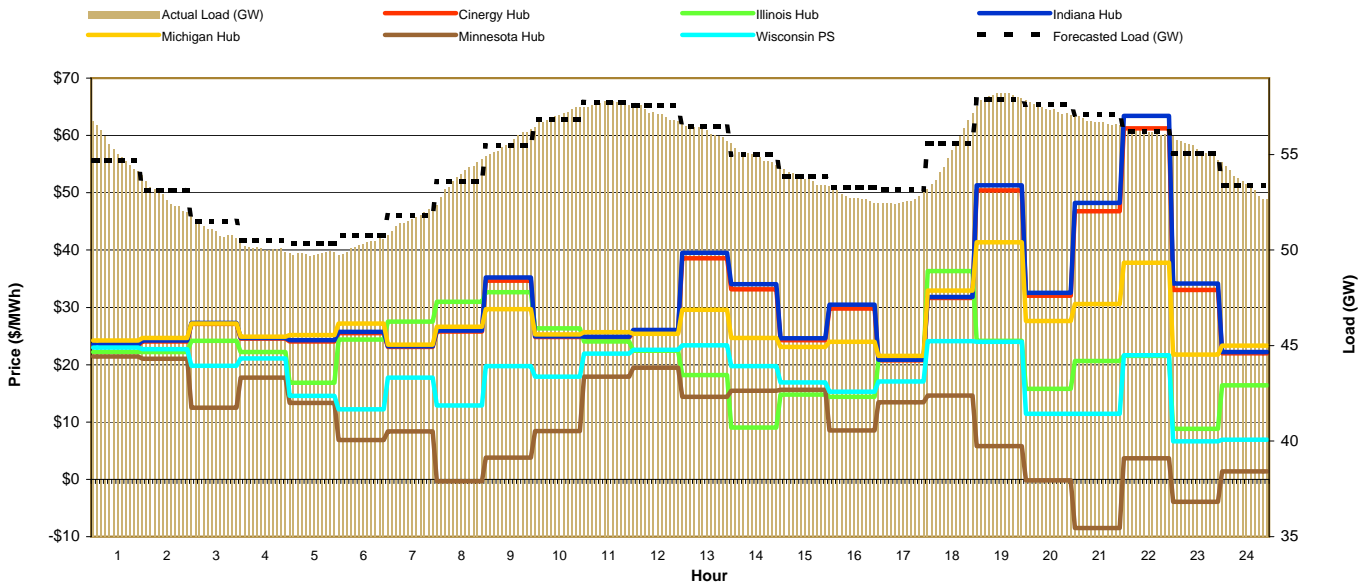
Day-Ahead Prices and Cleared Load

Hour Ending:																									Avg. Hr \$	
	1	2	3	4	5	6	7	8	9	10	11	12	13	14	15	16	17	18	19	20	21	22	23	24	All	On Pk
Cinergy Hub	24.83	24.67	24.21	24.99	24.84	25.06	25.12	26.11	27.03	27.82	27.58	26.75	25.75	24.95	24.54	24.38	25.08	29.91	28.99	27.28	26.90	26.52	25.75	25.11	26.01	26.58
Illinois Hub	22.74	22.70	22.39	22.59	22.48	24.35	24.83	24.17	25.96	26.91	26.66	25.94	24.99	23.95	23.39	22.94	23.46	27.86	27.57	25.50	24.71	24.42	24.58	23.55	24.53	25.19
Indiana Hub	25.02	24.88	24.40	25.20	25.04	25.24	25.30	26.33	27.26	28.15	27.86	27.13	26.07	25.28	24.85	24.67	25.29	30.11	29.22	27.55	27.20	26.82	26.02	25.33	26.26	26.86
Michigan Hub	25.75	25.24	24.78	25.60	25.50	25.67	25.80	27.07	27.98	29.13	28.84	28.08	27.12	26.31	25.86	25.58	26.27	32.01	30.69	29.15	28.24	28.04	26.87	25.93	27.15	27.95
Minnesota Hub	17.18	15.57	14.96	14.84	13.97	14.71	16.01	18.48	19.82	20.68	21.71	22.07	21.06	19.68	18.56	17.31	17.80	23.10	24.32	21.00	18.69	17.13	13.02	9.51	17.97	19.65
Wisconsin PS	18.94	17.66	17.05	16.87	16.33	18.13	19.61	21.26	23.27	24.44	25.38	25.25	24.12	22.63	21.65	20.98	21.06	26.50	26.02	22.85	21.63	20.50	18.37	16.58	21.13	22.87
Cleared Load (GW)	50.4	48.0	46.5	47.0	47.2	49.0	51.0	53.6	55.7	57.1	57.4	56.9	54.7	53.6	52.4	51.4	52.0	58.0	58.8	57.2	56.3	55.2	53.3	51.1		



Preliminary Real-Time Prices with Forecasted and Actual System Load

Hour Ending:																									Avg. Hr \$	
	1	2	3	4	5	6	7	8	9	10	11	12	13	14	15	16	17	18	19	20	21	22	23	24	All	On Pk
Cinergy Hub	23.38	24.08	27.13	24.53	24.05	25.49	23.10	25.78	34.66	24.83	24.72	25.75	38.56	33.18	24.25	29.78	20.74	31.62	50.39	32.05	46.76	61.25	33.07	21.98	30.46	33.59
Illinois Hub	22.19	22.20	24.15	22.23	16.85	24.39	27.49	30.99	32.64	26.32	24.03	22.44	18.17	9.01	14.79	14.38	20.90	36.34	24.14	15.77	20.67	21.54	8.79	16.40	21.53	21.31
Indiana Hub	23.55	24.23	27.28	24.68	24.26	25.75	23.22	25.98	35.21	24.96	24.87	26.04	39.53	34.07	24.60	30.49	20.90	31.84	51.29	32.53	48.24	63.43	34.15	22.21	30.97	34.26
Michigan Hub	24.23	24.69	27.19	24.91	25.17	27.19	23.50	26.61	29.72	25.30	25.67	25.38	29.57	24.65	23.08	23.99	21.52	32.94	41.38	27.65	30.58	37.76	21.77	23.31	26.99	27.97
Minnesota Hub	21.44	21.06	12.52	17.76	13.32	6.84	8.34	-0.36	3.78	8.42	17.89	19.48	14.38	15.46	15.65	8.56	13.45	14.63	5.81	-0.15	-8.52	3.67	-3.93	1.41	9.62	8.01
Wisconsin PS	23.01	22.74	19.81	21.12	14.56	12.21	17.75	12.89	19.78	17.91	21.94	22.60	23.40	19.77	16.93	15.27	17.06	24.13	24.01	11.44	11.46	21.64	6.66	6.90	17.70	17.93
Forecasted Load (GW)	54.7	53.1	51.5	50.5	50.3	50.8	51.8	53.6	55.5	56.9	57.7	57.6	56.5	55.0	53.8	53.2	53.2	55.6	57.9	57.6	57.1	56.2	55.0	53.4		
Forecast Error %	1.1%	-0.6%	-0.9%	-0.9%	-1.1%	-1.1%	-0.5%	0.3%	0.2%	0.3%	-0.2%	-0.8%	-0.5%	-0.1%	-1.8%	-1.2%	-1.0%	0.3%	-0.4%	-0.7%	0.0%	0.5%	0.3%			





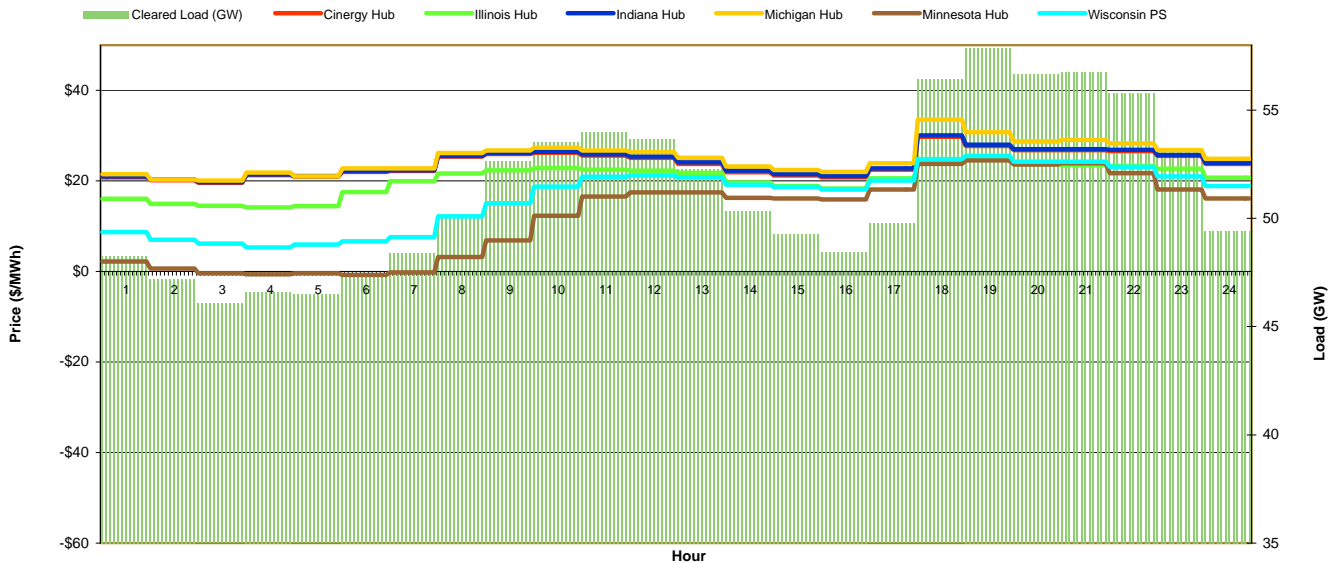
MISO Daily Report

Sunday December 25, 2011

Price	<=0	>=100	>=200
Forecast Error %	0-4.9%	5-9.9%	>=10%

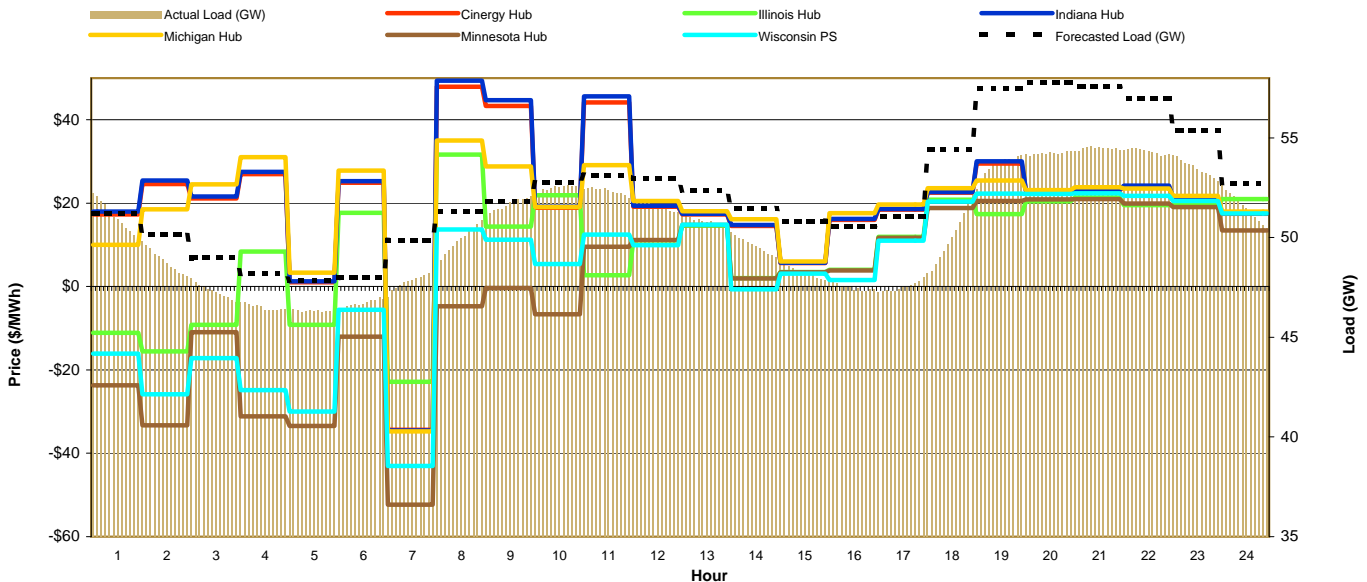
Day-Ahead Prices and Cleared Load

Hour Ending:	Hour																								Avg. Hr \$	
	1	2	3	4	5	6	7	8	9	10	11	12	13	14	15	16	17	18	19	20	21	22	23	24	All	On Pk
Cinergy Hub	20.83	20.14	19.59	21.28	20.93	22.00	22.20	25.37	25.95	26.22	25.62	25.13	23.79	21.93	21.23	20.78	22.52	29.78	27.75	26.81	26.79	26.61	25.52	23.80	23.86	25.11
Illinois Hub	16.04	14.97	14.50	14.18	14.41	17.53	19.94	21.63	22.38	22.84	22.49	22.27	21.82	19.66	18.88	18.32	20.58	24.25	25.34	23.83	23.52	23.35	22.69	20.72	20.26	22.12
Indiana Hub	21.00	20.31	19.75	21.47	21.11	22.19	22.37	25.55	26.15	26.48	25.87	25.38	24.12	22.27	21.51	21.07	22.76	30.04	28.00	27.02	27.02	26.85	25.74	24.01	24.09	25.36
Michigan Hub	21.49	20.33	20.13	21.88	21.05	22.78	22.77	26.17	26.73	27.36	26.73	26.39	25.11	23.24	22.46	22.03	23.88	33.56	30.75	28.72	29.04	28.27	26.79	24.88	25.11	26.70
Minnesota Hub	2.22	0.69	-0.40	-0.62	-0.42	-0.78	-0.18	3.18	6.87	12.35	16.56	17.46	17.50	16.28	16.11	15.94	18.10	23.80	24.58	23.64	23.94	21.70	18.13	16.14	12.20	17.26
Wisconsin PS	8.69	6.99	6.19	5.32	5.98	6.68	7.59	12.17	15.06	18.73	20.95	21.25	20.83	19.19	18.67	18.11	20.13	24.82	25.52	24.30	24.25	23.16	21.02	18.92	16.44	20.51
Cleared Load (GW)	48.2	47.2	46.1	46.6	46.5	47.4	48.4	50.2	52.6	53.5	54.0	53.7	52.3	50.3	49.3	48.5	49.8	56.4	57.9	56.7	56.7	55.8	53.2	4.9		



Preliminary Real-Time Prices with Forecasted and Actual System Load

Hour Ending:	Hour																								Avg. Hr \$	
	1	2	3	4	5	6	7	8	9	10	11	12	13	14	15	16	17	18	19	20	21	22	23	24	All	On Pk
Cinergy Hub	17.32	24.57	21.17	26.94	1.00	24.92	-34.38	47.96	43.31	18.94	44.18	19.14	17.29	14.56	5.62	16.00	18.48	22.53	29.54	22.90	23.09	23.97	21.11	17.49	20.32	24.29
Illinois Hub	-11.08	-15.53	-9.22	8.39	-9.22	17.72	-22.81	31.62	14.42	21.88	2.72	11.11	14.61	1.99	3.46	4.05	11.92	20.86	17.40	20.42	21.35	19.49	19.62	20.98	9.01	14.81
Indiana Hub	18.02	25.41	21.61	27.54	1.22	25.32	-34.55	49.37	44.70	19.13	45.63	19.35	17.42	14.78	5.67	16.21	18.64	22.65	30.04	23.05	23.21	24.21	21.23	17.58	20.73	24.71
Michigan Hub	9.99	18.50	24.49	31.03	3.30	27.83	-34.76	35.05	28.79	19.07	29.09	20.49	18.08	16.18	5.99	17.58	19.66	23.62	25.41	23.12	23.86	23.53	21.78	18.02	18.74	21.96
Minnesota Hub	-23.66	-33.25	-10.97	-31.11	-33.47	-12.05	-52.29	-4.75	-0.38	-6.65	9.54	11.14	14.79	1.93	3.42	3.90	11.70	18.87	20.53	20.87	20.97	19.92	19.06	13.49	-0.77	10.30
Wisconsin PS	-16.12	-25.85	-17.14	-24.84	-29.98	-5.60	-43.01	13.68	11.23	5.43	12.48	9.95	14.84	-0.66	3.12	1.57	11.02	20.35	22.32	22.21	22.40	21.75	20.49	17.51	2.80	13.26
Forecasted Load (GW)	51.2	50.1	49.0	48.2	47.9	48.0	49.9	51.3	51.8	52.8	53.1	52.9	52.4	51.5	50.8	50.5	51.1	54.4	57.5	57.8	57.6	57.0	55.3	52.7		
Forecast Error %	-0.3%	-2.7%	-3.5%	-3.6%	-3.4%	-2.8%	-4.4%	-3.0%	-0.4%	-0.6%	-1.6%	-2.5%	-3.1%	-3.7%	-5.2%	-6.4%	-7.5%	-8.9%	-7.3%	-6.6%	-5.7%	-4.9%	-3.5%	-2.4%		





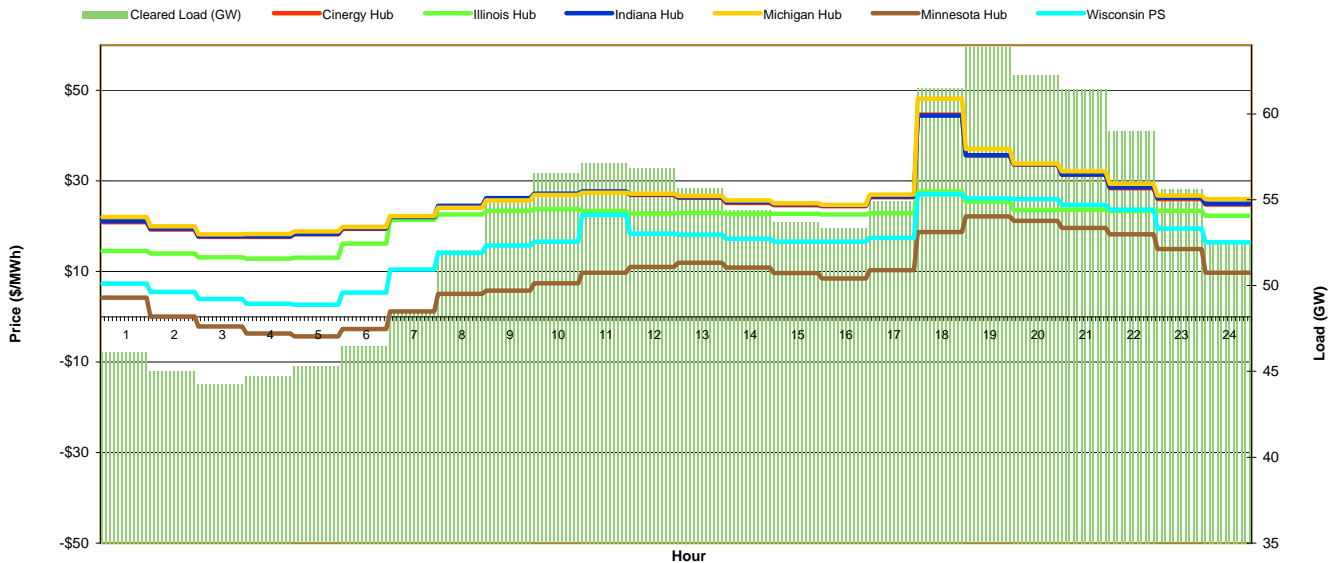
MISO Daily Report

Monday December 26, 2011

Price	<=0	>=100	>=200
Forecast Error %	0-4.9%	5-9.9%	>=10%

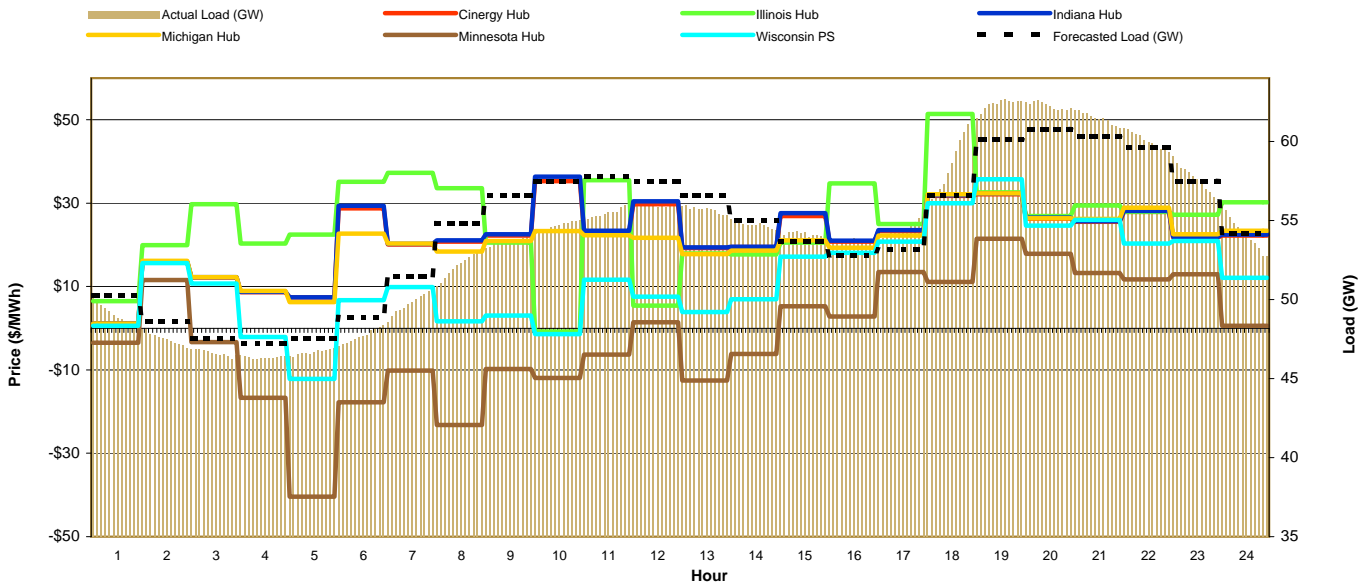
Day-Ahead Prices and Cleared Load

Hour Ending:																									Avg. Hr \$	
	1	2	3	4	5	6	7	8	9	10	11	12	13	14	15	16	17	18	19	20	21	22	23	24	All	On Pk
Cinergy Hub	20.88	19.30	17.62	17.67	18.19	19.40	21.86	24.24	26.00	26.97	27.57	26.93	26.28	25.12	24.66	24.42	26.44	44.63	35.66	33.65	31.39	28.41	26.03	24.81	25.76	28.65
Illinois Hub	14.52	14.01	13.14	12.84	13.06	16.15	21.40	22.58	23.39	23.78	23.41	22.78	22.94	22.72	22.73	22.59	22.88	27.59	25.43	23.59	23.65	23.38	23.39	22.33	21.01	23.55
Indiana Hub	21.10	19.50	17.77	17.82	18.35	19.56	22.05	24.48	26.22	27.17	27.67	27.06	26.45	25.33	24.87	24.57	26.58	44.42	35.68	33.67	31.43	28.60	26.25	24.99	25.90	28.78
Michigan Hub	22.03	19.97	18.24	18.30	18.86	19.84	22.28	24.06	25.74	26.90	27.41	27.21	26.70	25.68	25.08	24.69	26.98	48.19	37.09	33.81	32.17	29.40	26.77	26.02	26.39	29.24
Minnesota Hub	4.25	0.04	-2.15	-3.71	-4.35	-2.70	1.16	5.04	5.81	7.42	9.72	10.99	11.90	10.90	9.69	8.45	10.29	18.75	22.15	21.19	19.61	18.19	14.94	9.77	8.64	12.82
Wisconsin PS	7.36	5.51	3.97	2.86	2.65	5.36	10.48	14.09	15.75	16.63	22.52	18.37	18.17	17.22	16.60	16.59	17.47	27.07	26.12	26.00	24.73	23.65	19.48	16.43	15.63	20.03
Cleared Load (GW)	46.1	45.0	44.3	44.7	45.3	46.5	48.5	52.1	54.9	56.5	57.2	56.9	55.7	54.4	53.7	53.4	54.9	61.5	63.9	62.3	61.4	59.0	55.6	53		



Preliminary Real-Time Prices with Forecasted and Actual System Load

Hour Ending:																									Avg. Hr \$	
	1	2	3	4	5	6	7	8	9	10	11	12	13	14	15	16	17	18	19	20	21	22	23	24	All	On Pk
Cinergy Hub	1.16	15.83	12.20	8.67	7.39	28.74	20.08	20.81	22.24	35.28	23.13	29.74	19.25	19.47	26.92	20.76	23.32	31.73	32.15	26.29	25.53	27.93	21.77	22.25	21.78	25.40
Illinois Hub	6.47	19.93	29.72	20.28	22.45	35.14	37.27	33.62	20.52	-0.76	35.50	5.42	17.91	17.67	20.52	34.73	24.98	51.39	32.63	26.92	29.45	27.91	27.21	30.19	25.29	25.35
Indiana Hub	1.16	15.92	12.25	8.75	7.38	29.35	20.21	21.10	22.56	36.34	23.40	30.48	19.39	19.58	27.63	21.00	23.57	31.91	32.35	26.52	25.70	28.16	21.90	22.44	22.04	25.72
Michigan Hub	1.12	16.17	12.26	8.96	6.24	22.71	20.31	18.40	20.93	23.27	22.29	21.70	17.75	18.59	21.06	19.35	22.24	32.12	32.38	26.40	26.23	28.92	22.53	23.38	20.22	23.39
Minnesota Hub	-3.48	11.59	-3.30	-16.69	-40.39	-17.76	-10.17	-23.23	-9.79	-11.91	-6.30	1.44	-12.53	-6.17	5.29	2.80	13.50	11.08	21.44	17.88	13.25	11.72	12.97	0.60	-1.59	2.59
Wisconsin PS	0.62	15.65	10.74	-2.12	-12.16	6.72	9.85	1.67	3.07	-1.41	11.68	7.60	3.89	6.99	17.13	18.06	20.76	29.98	35.72	24.62	26.03	20.28	20.94	12.10	12.02	15.44
Forecasted Load (GW)	50.3	48.6	47.5	47.2	47.5	48.9	51.5	54.8	56.6	57.4	57.8	57.5	56.6	55.0	53.6	52.8	53.1	56.6	60.1	60.8	60.3	59.6	57.5	54.2		
Forecast Error %	-2.5%	-2.3%	-2.0%	-1.9%	-1.9%	-2.6%	-3.5%	-5.2%	-5.4%	-5.2%	-4.2%	-2.8%	-1.7%	-0.5%	0.9%	1.8%	2.4%	3.3%	3.5%	2.4%	1.9%	0.8%	0.2%	0.1%		





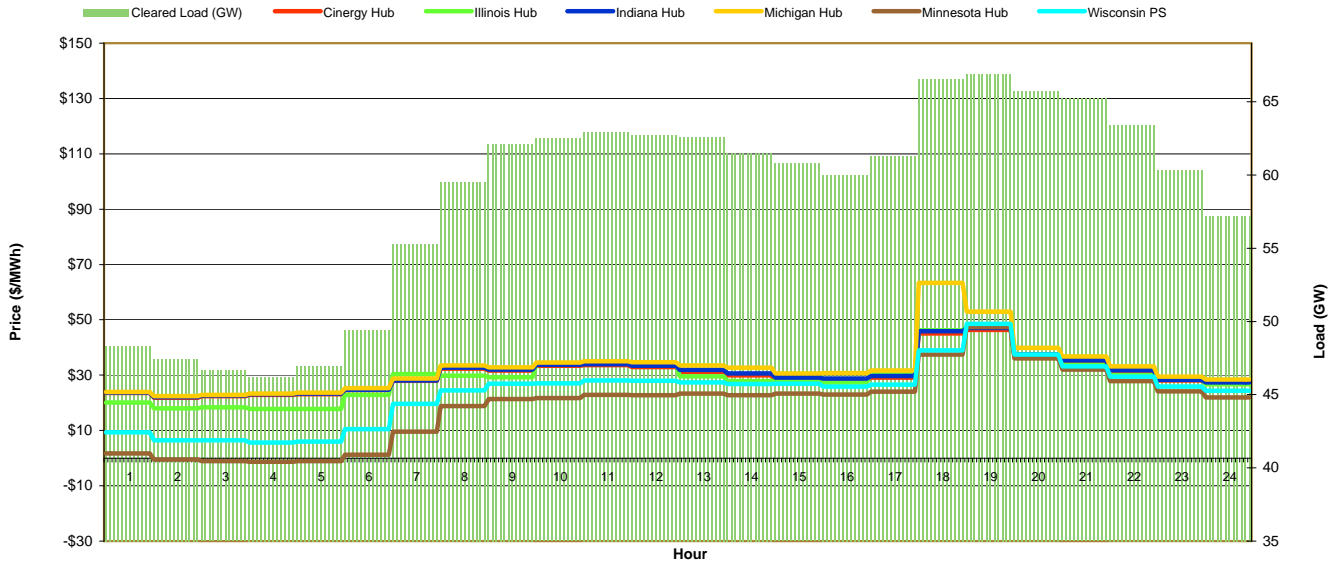
MISO Daily Report

Tuesday December 27, 2011

Price	<=0	>=100	>=200
Forecast Error %	0-4.9%	5-9.9%	>=10%

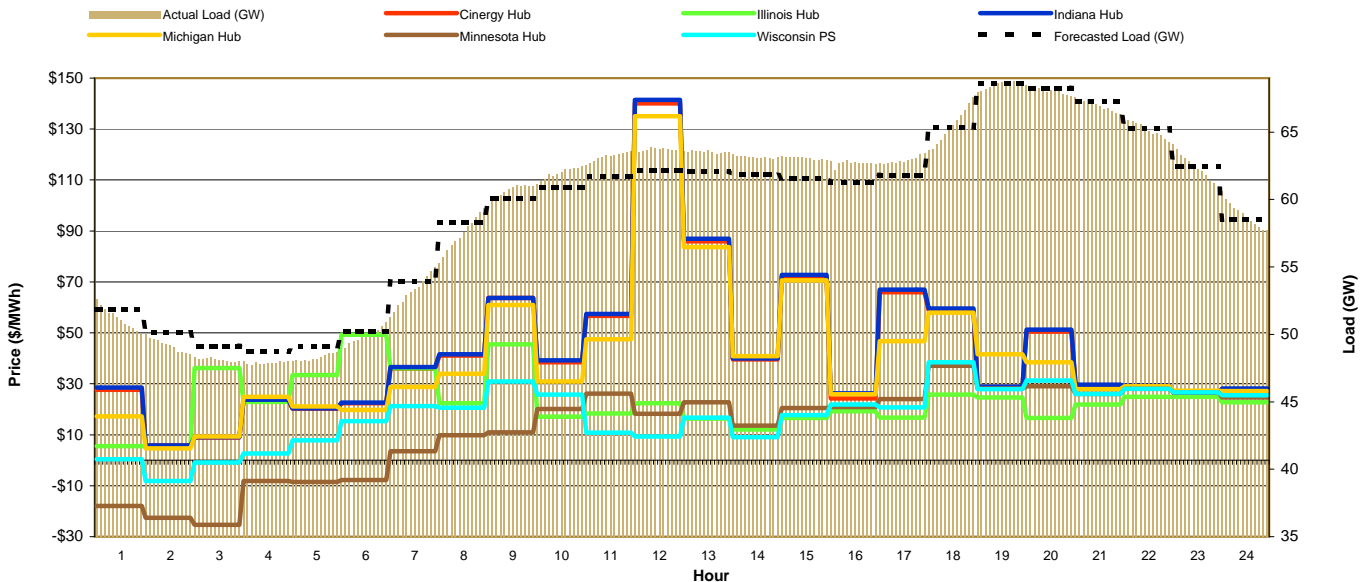
Day-Ahead Prices and Cleared Load

Hour Ending:																									Avg. Hr \$	
	1	2	3	4	5	6	7	8	9	10	11	12	13	14	15	16	17	18	19	20	21	22	23	24	All	On Pk
Cinergy Hub	23.52	21.83	22.43	22.85	23.10	24.56	27.90	32.39	31.70	33.45	33.58	32.96	31.20	29.96	28.56	28.14	29.17	45.08	46.35	37.13	34.95	31.20	28.04	27.13	30.30	33.37
Illinois Hub	20.04	18.05	18.36	17.73	17.80	22.86	30.36	29.84	29.19	33.86	34.45	34.00	29.62	27.87	28.11	27.43	30.92	46.24	47.20	36.74	33.75	30.00	28.51	26.69	29.15	32.98
Indiana Hub	23.72	22.06	22.65	23.08	23.33	24.76	28.12	32.66	32.00	33.77	34.02	33.43	31.85	30.58	29.14	28.80	29.70	45.93	47.01	37.49	35.37	31.76	28.35	27.43	30.71	33.87
Michigan Hub	23.87	22.43	22.86	23.37	23.64	25.33	28.82	33.50	32.85	34.58	35.04	34.63	33.49	32.70	30.57	30.78	31.67	63.38	53.00	39.84	36.77	33.13	29.47	28.37	32.67	36.59
Minnesota Hub	1.65	-0.48	-1.06	-1.36	-1.09	1.23	9.58	18.86	21.36	21.72	22.83	22.79	23.29	22.79	23.37	22.98	23.97	37.43	47.38	36.00	32.04	27.87	24.09	21.95	19.13	26.80
Wisconsin PS	9.36	6.46	6.48	5.68	5.96	10.49	19.61	24.44	26.96	27.04	28.09	27.94	27.37	26.76	26.94	25.92	26.58	38.94	48.59	37.43	33.15	29.50	25.93	24.33	23.75	30.10
Cleared Load (GW)	48.3	47.4	46.6	46.2	47.0	49.4	55.3	59.5	62.1	62.5	62.9	62.8	62.6	61.5	60.8	60.0	61.3	66.5	66.9	65.7	65.2	63.4	60.3	57		



Preliminary Real-Time Prices with Forecasted and Actual System Load

Hour Ending:																									Avg. Hr \$	
	1	2	3	4	5	6	7	8	9	10	11	12	13	14	15	16	17	18	19	20	21	22	23	24	All	On Pk
Cinergy Hub	27.63	5.83	8.98	23.51	20.28	22.34	35.89	41.05	63.67	38.45	56.72	140.02	85.92	39.57	71.93	24.30	65.94	58.81	28.76	50.50	29.33	28.93	26.39	27.75	42.60	53.14
Illinois Hub	5.59	5.30	36.17	22.86	33.43	49.32	36.03	22.36	45.51	17.08	18.33	22.38	16.32	12.10	16.59	19.25	16.77	25.71	24.60	16.57	21.88	24.84	24.88	22.78	23.19	21.57
Indiana Hub	28.57	5.81	9.04	23.75	20.43	22.58	36.54	41.66	63.73	39.16	57.43	141.51	86.91	39.97	72.78	26.28	66.97	59.56	28.95	51.32	29.71	29.21	26.61	28.11	43.19	53.86
Michigan Hub	17.28	4.67	9.26	24.92	21.12	19.79	28.75	33.94	61.00	30.87	47.52	135.09	83.63	40.90	70.58	25.88	46.76	57.95	41.66	38.41	27.96	29.03	27.34	27.10	39.64	49.91
Minnesota Hub	-18.00	-22.53	-25.33	-8.10	-8.56	-7.82	3.49	9.76	11.01	20.11	26.09	18.22	22.79	13.55	20.51	20.83	23.99	37.03	28.22	28.99	26.01	27.97	26.68	24.65	12.48	22.61
Wisconsin PS	0.39	-8.16	-0.92	2.69	7.81	15.29	21.21	20.61	30.90	25.79	10.81	9.37	16.73	9.12	17.69	21.82	20.70	38.44	27.85	31.26	26.00	27.98	26.62	25.55	17.73	22.60
Forecasted Load (GW)	51.9	50.1	49.1	48.8	49.1	50.2	53.9	58.3	60.1	60.9	61.7	62.1	62.1	61.9	61.6	61.3	61.8	65.3	68.6	68.3	67.2	65.3	62.4	58.5		
Forecast Error %	-1.4%	-2.0%	-2.1%	-1.9%	-1.8%	-0.8%	-1.4%	-1.6%	0.8%	1.7%	2.3%	2.5%	2.2%	2.0%	2.3%	2.2%	1.7%	0.1%	-0.2%	-0.3%	-0.4%	-0.1%	0.0%	0.6%		





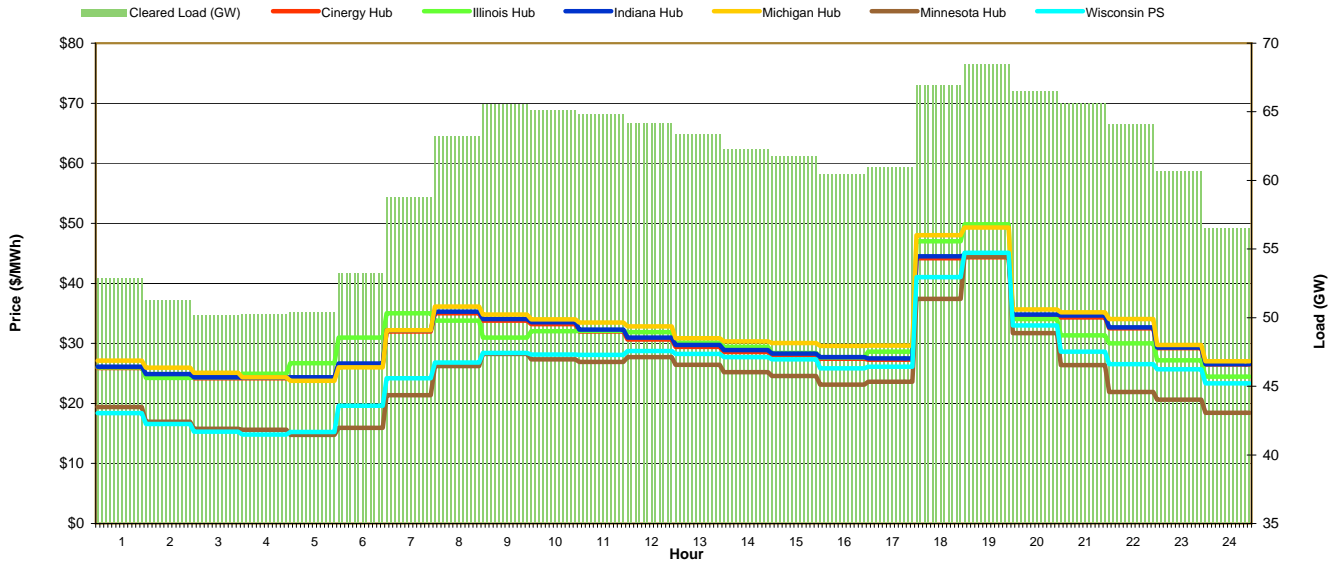
MISO Daily Report

Wednesday December 28, 2011

Price	<=0	>=100	>=200
Forecast Error %	0-4.9%	5-9.9%	>=10%

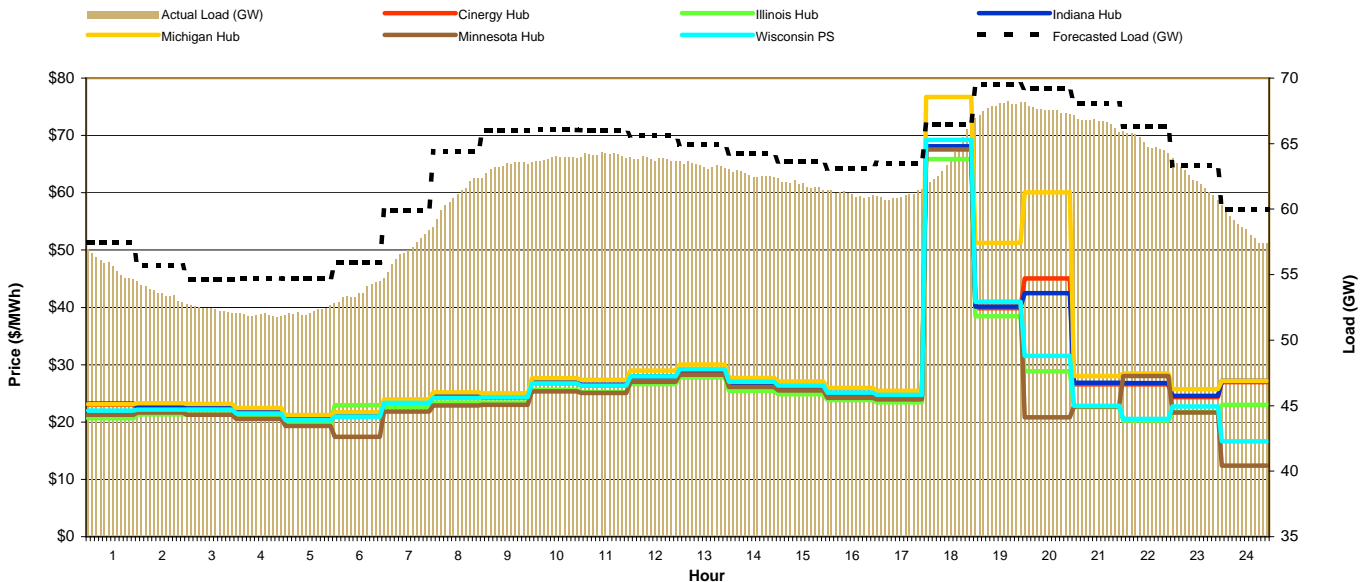
Day-Ahead Prices and Cleared Load

Hour Ending:	1	2	3	4	5	6	7	8	9	10	11	12	13	14	15	16	17	18	19	20	21	22	23	24	Avg. Hr \$			
																									All	On Pk		
Cinergy Hub	25.92	24.74	24.19	24.18	24.23	26.49	32.00	35.03	33.77	33.19	31.99	30.62	29.43	28.59	28.04	27.44	27.31	44.18	44.36	34.47	34.31	32.52	29.22	26.49	30.53	32.78		
Illinois Hub	26.02	24.23	24.36	24.96	26.68	30.95	35.00	33.79	30.95	32.04	32.06	31.89	30.12	29.43	28.41	27.66	28.63	47.00	49.82	34.04	31.33	30.00	27.16	24.48	30.88	32.77		
Indiana Hub	26.09	24.91	24.34	24.33	24.36	26.65	32.21	35.26	34.04	33.50	32.29	30.96	29.74	28.90	28.30	27.70	27.52	44.50	44.70	34.78	34.62	32.69	29.30	26.54	30.76	33.05		
Michigan Hub	27.15	25.97	25.09	24.35	23.75	26.03	32.20	36.12	34.81	34.02	33.48	32.85	30.88	30.35	30.04	29.59	29.64	48.00	49.29	35.68	35.20	34.07	29.72	27.02	31.89	34.61		
Minnesota Hub	19.39	16.95	15.77	15.62	14.79	15.95	21.38	26.22	28.27	27.35	26.92	27.70	26.46	25.20	24.57	23.14	23.60	37.39	44.45	31.72	26.38	21.91	20.60	18.45	24.17	27.62		
Wisconsin PS	18.37	16.60	15.32	14.84	15.23	19.64	24.20	26.83	28.39	28.13	28.09	28.75	28.24	27.72	27.33	25.84	26.10	41.06	45.11	32.98	28.61	26.52	25.68	23.34	25.95	29.71		
Cleared Load (GW)	52.9	51.3	50.2	50.3	50.4	53.3	58.8	63.3	65.6	65.1	64.9	64.2	63.4	62.3	61.8	60.5	61.0	67.0	68.5	66.5	65.6	64.1	60.7	5.7				



Preliminary Real-Time Prices with Forecasted and Actual System Load

Hour Ending:	1	2	3	4	5	6	7	8	9	10	11	12	13	14	15	16	17	18	19	20	21	22	23	24	Avg. Hr \$			
																									All	On Pk		
Cinergy Hub	23.00	22.46	22.77	21.92	20.75	21.23	23.30	24.46	24.31	26.78	26.34	27.76	28.75	26.52	25.91	24.85	24.43	67.70	39.85	45.03	26.56	26.55	24.34	26.99	28.02	30.63		
Illinois Hub	20.65	21.30	21.31	20.80	19.64	22.92	22.69	23.38	23.41	25.60	25.24	26.64	27.80	25.46	24.87	23.85	23.44	65.87	38.48	28.89	22.61	20.25	21.71	23.01	25.83	27.97		
Indiana Hub	23.24	22.64	22.95	22.07	20.88	21.34	23.40	24.56	24.42	26.94	26.52	27.97	29.02	26.78	26.15	25.04	24.60	68.09	40.16	42.50	26.84	26.82	24.57	27.19	28.11	30.69		
Michigan Hub	23.11	23.26	23.17	22.43	21.20	21.73	23.97	25.17	25.00	27.66	27.33	28.98	30.02	27.69	27.09	25.95	25.45	76.68	51.26	60.05	28.02	28.45	25.75	27.19	30.28	33.78		
Minnesota Hub	21.28	21.65	21.28	20.54	19.30	17.41	21.84	22.90	22.98	25.35	25.08	27.01	28.26	26.13	25.54	24.24	23.97	67.55	40.92	20.81	22.70	28.00	21.64	12.38	25.37	28.32		
Wisconsin PS	22.01	22.18	22.16	21.47	20.32	20.95	23.34	24.24	24.34	26.75	26.34	27.95	29.18	27.00	26.33	25.13	24.76	69.25	40.99	31.57	22.82	20.53	22.74	16.62	26.62	29.37		
Forecasted Load (GW)	57.4	55.7	54.6	54.7	54.7	55.9	59.9	64.4	66.0	66.1	66.0	65.7	65.0	64.2	63.6	63.1	63.5	66.5	69.5	69.2	68.1	66.3	63.4	59.9				
Forecast Error %	-3.2%	-3.8%	-4.3%	-5.4%	-4.8%	-4.3%	-5.6%	-5.8%	-4.4%	-3.4%	-2.9%	-2.8%	-2.6%	-2.5%	-2.7%	-3.2%	-4.1%	-4.0%	-2.5%	-2.3%	-2.1%	-1.9%	-1.8%	-2.4%				





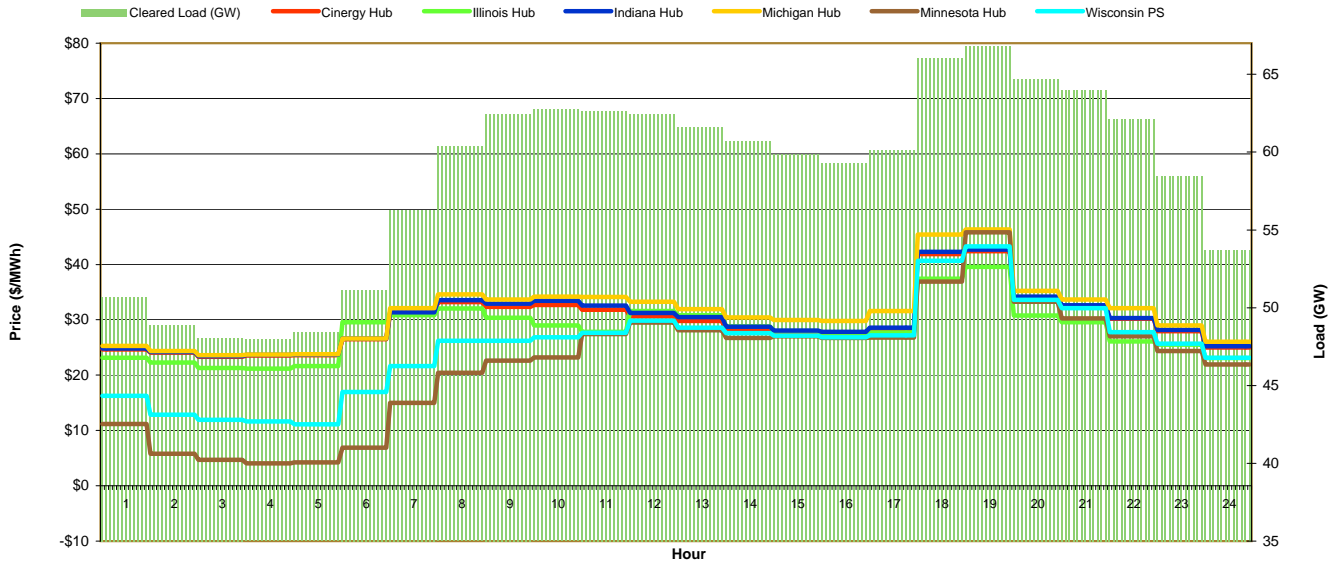
MISO Daily Report

Thursday December 29, 2011

Price	<=0	>=100	>=200
Forecast Error %	0-4.9%	5-9.9%	>=10%

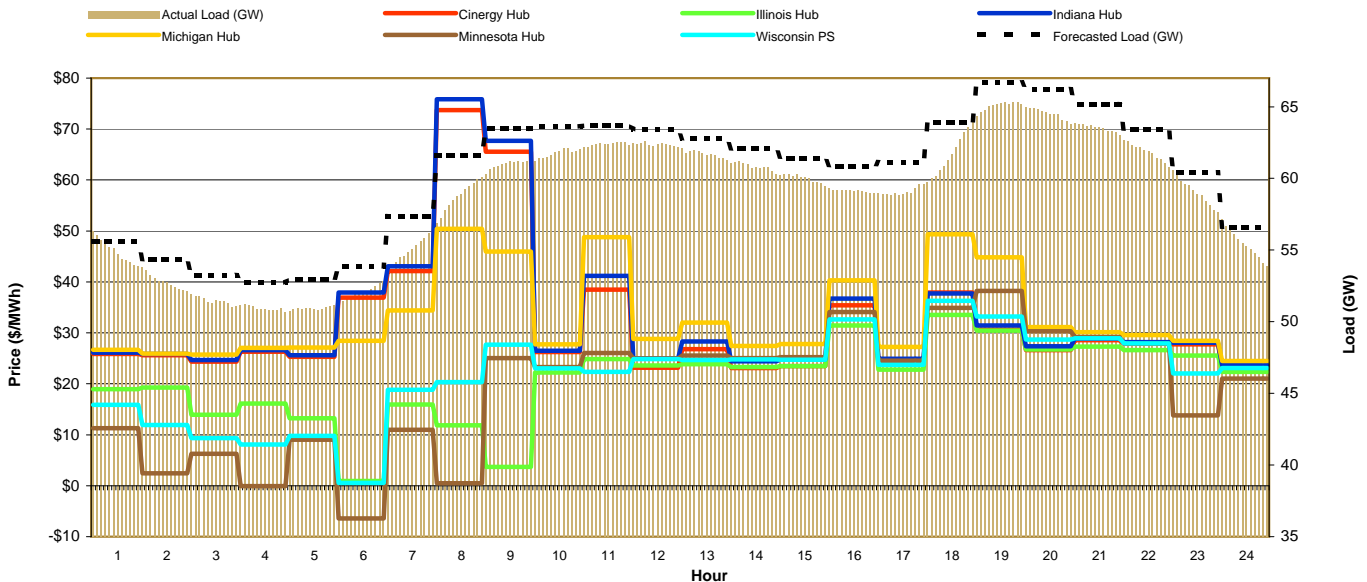
Day-Ahead Prices and Cleared Load

Hour Ending:																									Avg. Hr \$	
	1	2	3	4	5	6	7	8	9	10	11	12	13	14	15	16	17	18	19	20	21	22	23	24	All	On Pk
Cinergy Hub	24.66	24.05	23.32	23.55	23.59	26.47	31.16	33.20	32.35	32.70	31.82	30.59	29.79	28.10	27.43	27.22	27.97	41.90	42.40	33.99	32.42	30.19	27.96	25.02	29.66	31.88
Illinois Hub	23.14	22.25	21.27	21.15	21.61	29.59	30.85	32.07	30.35	29.00	27.84	31.56	30.83	28.80	27.96	27.68	27.69	37.41	39.56	30.75	29.55	26.12	25.52	23.09	28.15	30.17
Indiana Hub	24.81	24.18	23.46	23.68	23.72	26.61	31.38	33.53	32.92	33.41	32.58	31.26	30.47	28.73	28.05	27.80	28.56	42.26	42.70	34.17	32.60	30.31	28.19	25.21	30.02	32.35
Michigan Hub	25.30	24.36	23.58	23.72	23.78	26.61	32.09	34.59	33.66	34.21	34.14	33.28	31.91	30.44	29.99	29.81	31.61	45.39	46.32	35.26	33.69	32.08	28.96	26.03	31.28	34.08
Minnesota Hub	11.19	5.81	4.69	4.08	4.21	6.89	15.01	20.40	22.60	23.20	27.43	29.48	28.11	26.72	26.99	26.74	26.77	36.90	45.83	33.28	30.26	27.01	24.35	21.92	22.08	28.50
Wisconsin PS	16.28	12.85	11.93	11.65	11.13	16.98	21.65	26.20	26.20	26.86	27.63	29.84	28.61	27.59	27.15	26.87	27.22	40.67	43.25	33.61	32.09	27.78	25.69	23.13	25.12	29.83
Cleared Load (GW)	50.7	48.9	48.1	48.0	48.4	51.1	56.3	60.4	62.5	62.7	62.6	62.5	61.6	60.7	59.9	59.3	60.1	66.1	66.8	64.7	64.0	62.1	58.5	5.4		



Preliminary Real-Time Prices with Forecasted and Actual System Load

Hour Ending:																									Avg. Hr \$	
	1	2	3	4	5	6	7	8	9	10	11	12	13	14	15	16	17	18	19	20	21	22	23	24	All	On Pk
Cinergy Hub	25.84	25.64	24.38	26.33	25.32	36.91	42.10	73.70	65.55	26.22	38.48	23.15	26.82	23.07	23.50	35.39	24.06	37.94	30.65	26.59	28.56	27.87	27.76	23.40	32.05	33.71
Illinois Hub	18.93	19.25	13.92	16.15	13.24	0.91	15.92	11.85	3.69	22.22	24.86	23.60	23.85	23.31	23.47	31.43	22.77	33.55	30.46	26.71	27.30	26.61	25.57	22.37	20.91	23.83
Indiana Hub	26.13	25.85	24.66	26.59	25.64	37.95	43.06	75.84	67.72	26.51	41.18	25.01	28.30	24.41	24.81	36.74	24.95	37.74	31.47	27.35	28.86	28.18	28.03	23.67	32.94	34.82
Michigan Hub	26.69	25.95	25.74	27.08	27.13	28.45	34.42	50.45	45.95	27.73	48.77	28.79	31.99	27.46	27.79	40.29	27.23	49.33	44.82	31.16	30.15	29.59	28.44	24.48	32.91	35.62
Minnesota Hub	11.29	2.43	6.28	-0.06	9.00	-6.44	10.96	0.47	25.03	23.29	26.02	24.97	25.53	25.04	25.21	34.09	24.55	34.88	38.26	30.31	29.22	27.86	13.80	21.01	19.29	25.53
Wisconsin PS	15.85	11.91	9.37	8.06	9.80	0.53	18.83	20.32	27.66	23.03	22.35	24.87	24.70	24.79	24.75	32.63	23.74	36.30	33.19	28.67	28.97	27.96	22.02	23.08	21.81	26.62
Forecasted Load (GW)	55.6	54.3	53.2	52.7	53.0	53.8	57.4	61.6	63.4	63.6	63.7	63.4	62.8	62.1	61.4	60.8	61.1	63.9	66.7	66.2	65.2	63.4	60.4	56.6		
Forecast Error %	-1.2%	-2.9%	-3.5%	-3.6%	-4.0%	-3.5%	-4.4%	-4.9%	-4.1%	-3.1%	-2.1%	-1.7%	-1.8%	-2.0%	-2.4%	-2.9%	-3.5%	-3.7%	-2.5%	-2.7%	-2.6%	-2.5%	-2.3%	-2.1%		





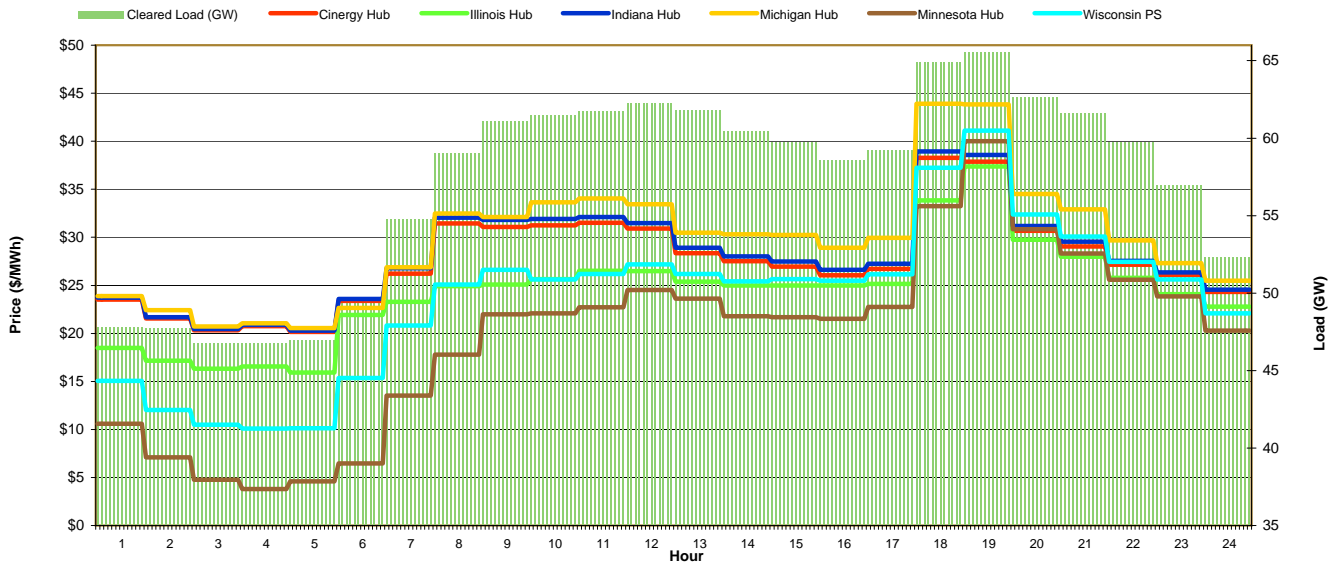
MISO Daily Report

Friday December 30, 2011

Price	<=0	>=100	>=200
Forecast Error %	0-4.9%	5-9.9%	>=10%

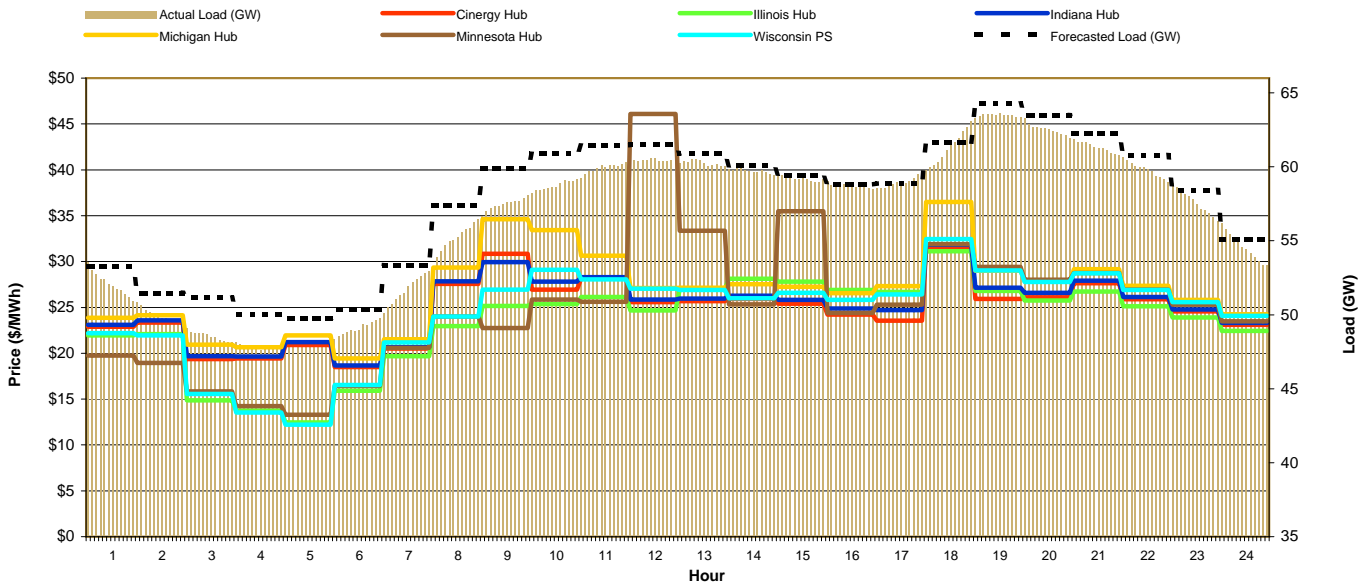
Day-Ahead Prices and Cleared Load

Hour Ending:																									Avg. Hr \$	
	1	2	3	4	5	6	7	8	9	10	11	12	13	14	15	16	17	18	19	20	21	22	23	24	All	On Pk
Cinergy Hub	23.51	21.54	20.33	20.75	20.14	23.39	26.22	31.45	31.08	31.24	31.50	30.91	28.35	27.52	26.94	26.06	26.73	38.26	37.89	30.69	29.05	27.15	26.07	24.32	27.55	30.06
Illinois Hub	18.49	17.14	16.32	16.54	15.93	21.92	23.28	24.93	25.09	25.66	26.50	26.49	25.38	25.00	25.00	25.14	33.83	37.39	29.75	27.99	25.77	24.09	22.77	24.39	27.06	
Indiana Hub	23.71	21.69	20.45	20.87	20.27	23.57	26.78	32.04	31.82	31.90	32.11	31.48	28.92	28.01	27.48	26.62	27.24	38.93	38.57	31.19	29.55	27.56	26.36	24.56	27.99	30.61
Michigan Hub	23.90	22.41	20.73	21.04	20.54	22.65	26.89	32.48	32.10	33.63	34.06	33.43	30.49	30.30	30.23	28.93	29.94	43.92	43.85	34.51	32.92	29.69	27.32	25.49	29.64	32.99
Minnesota Hub	10.59	7.08	4.75	3.79	4.60	6.47	13.51	17.79	22.00	22.09	22.72	24.51	23.62	21.77	21.69	21.51	22.75	33.24	40.00	30.84	28.33	25.59	23.86	20.28	19.72	25.14
Wisconsin PS	15.07	12.04	10.50	10.10	10.12	15.37	20.84	25.09	26.61	25.61	26.17	27.18	26.18	25.41	25.66	25.50	26.15	37.24	41.11	32.38	30.07	27.47	25.60	22.10	23.73	28.34
Cleared Load (GW)	47.8	47.7	46.8	46.8	47.0	49.6	54.8	59.1	61.1	61.5	61.7	62.2	61.8	60.5	59.8	58.6	59.2	64.9	65.6	62.7	61.6	59.7	56.9	52		



Preliminary Real-Time Prices with Forecasted and Actual System Load

Hour Ending:																									Avg. Hr \$	
	1	2	3	4	5	6	7	8	9	10	11	12	13	14	15	16	17	18	19	20	21	22	23	24	All	On Pk
Cinergy Hub	22.89	23.34	19.35	19.42	20.91	18.49	20.51	27.56	30.85	26.94	28.17	25.56	25.69	25.94	25.41	24.20	23.55	31.49	25.91	26.09	27.64	25.90	24.55	23.09	24.73	26.59
Illinois Hub	21.96	22.08	14.87	13.76	12.47	15.90	19.69	22.97	25.15	25.36	26.14	24.67	27.00	28.12	27.80	26.90	26.70	31.14	26.81	25.75	26.74	25.11	23.91	22.45	23.48	26.27
Indiana Hub	23.11	23.58	19.68	19.65	21.20	18.67	20.67	27.83	29.94	27.81	28.30	25.85	25.95	26.28	25.83	24.87	24.71	31.81	27.15	26.60	27.91	26.15	24.77	23.30	25.07	26.99
Michigan Hub	23.88	24.14	20.94	20.67	21.95	19.45	21.52	29.33	34.61	33.42	30.65	27.10	27.16	27.52	27.25	26.56	27.31	36.50	29.00	27.85	29.17	27.35	25.62	24.24	26.81	29.16
Minnesota Hub	19.75	18.95	15.83	14.25	13.31	16.44	20.58	23.99	22.75	25.84	25.62	46.10	33.37	25.33	35.49	24.39	25.31	31.88	29.40	28.03	28.76	26.94	25.29	23.49	25.05	28.66
Wisconsin PS	22.19	21.94	15.56	13.54	12.22	16.54	21.18	24.01	26.92	29.10	28.05	27.06	26.91	26.00	26.58	25.81	26.42	32.45	29.02	27.79	28.70	26.89	25.57	24.07	24.35	27.33
Forecasted Load (GW)	53.3	51.5	51.1	50.0	49.7	50.3	53.3	57.4	59.9	60.9	61.4	61.5	60.9	60.1	59.4	58.8	58.9	61.7	64.3	63.5	62.3	60.8	58.4	55.1		
Forecast Error %	-2.3%	-3.1%	-5.3%	-4.5%	-3.6%	-2.6%	-3.2%	-4.2%	-4.2%	-3.7%	-2.5%	-1.7%	-1.1%	-0.6%	-0.3%	-0.1%	0.1%	-0.6%	-1.2%	-1.5%	-1.5%	-1.6%	-1.4%	-0.9%		





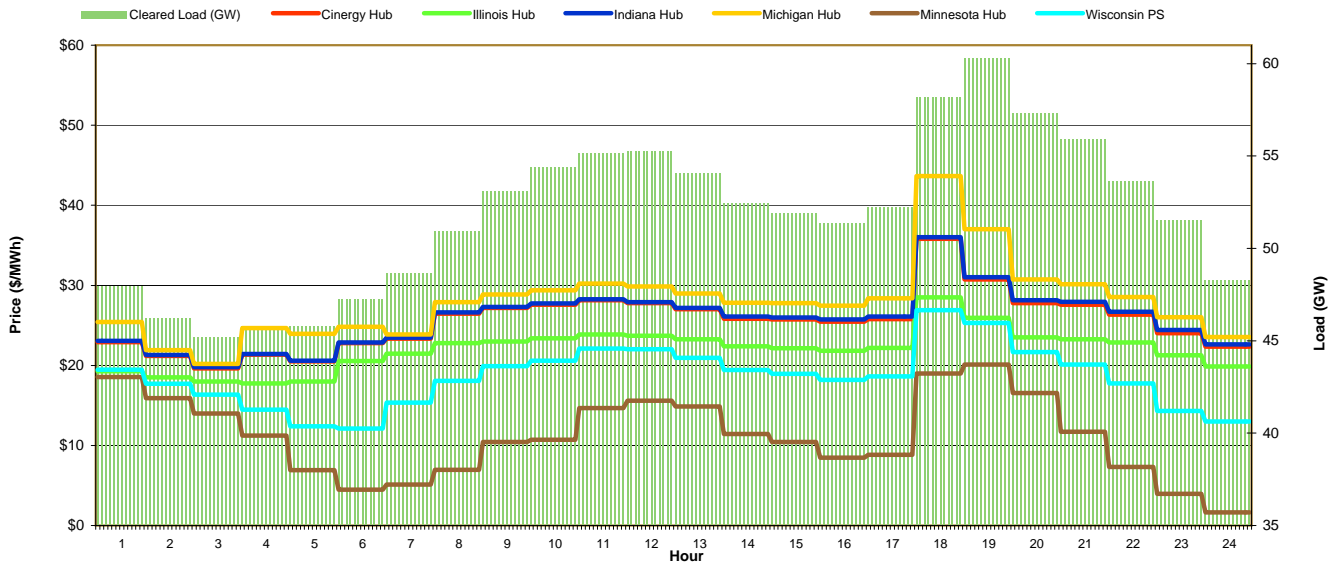
MISO Daily Report

Saturday December 31, 2011

Price	<=0	>=100	>=200
Forecast Error %	0-4.9%	5-9.9%	>=10%

Day-Ahead Prices and Cleared Load

Hour Ending:																									Avg. Hr \$	
	1	2	3	4	5	6	7	8	9	10	11	12	13	14	15	16	17	18	19	20	21	22	23	24	All	On Pk
Cinergy Hub	22.91	21.17	19.64	21.34	20.52	22.78	23.34	26.47	27.18	27.60	28.16	27.77	27.03	25.83	25.75	25.45	25.78	35.83	30.75	27.80	27.58	26.36	24.04	22.33	25.56	27.46
Illinois Hub	19.26	18.50	17.98	17.74	17.97	20.54	21.45	22.80	23.00	23.39	23.86	23.71	23.28	22.39	22.14	21.84	22.18	28.50	25.95	23.52	23.25	22.85	21.28	19.88	21.97	23.37
Indiana Hub	23.07	21.32	19.77	21.43	20.57	22.87	23.46	26.61	27.30	27.74	28.27	27.91	27.17	26.12	26.00	25.74	26.11	36.00	31.03	28.13	27.93	26.71	24.41	22.63	25.76	27.70
Michigan Hub	25.42	21.89	20.18	24.67	23.96	24.84	23.87	27.89	28.88	29.38	30.23	29.86	29.00	27.82	27.79	27.47	28.40	43.66	37.01	30.74	30.15	28.56	26.01	23.54	27.97	30.18
Minnesota Hub	18.56	15.91	14.01	11.25	6.92	4.46	5.11	6.95	10.45	10.70	14.69	15.58	14.88	11.42	10.43	8.47	8.83	18.98	20.12	16.53	11.73	7.33	3.97	1.65	11.21	11.94
Wisconsin PS	19.46	17.69	16.34	14.46	12.40	12.12	15.34	18.08	19.91	20.60	22.09	22.04	20.97	19.45	18.96	18.21	18.63	26.90	25.29	21.66	20.10	17.74	14.30	12.98	18.57	20.30
Cleared Load (GW)	48.0	46.2	45.2	45.8	45.8	47.3	48.7	50.9	53.1	54.4	55.2	55.3	54.1	52.5	51.9	51.4	52.2	58.2	60.3	57.3	55.9	53.7	51.5	4.8		



Preliminary Real-Time Prices with Forecasted and Actual System Load

Hour Ending:																									Avg. Hr \$	
	1	2	3	4	5	6	7	8	9	10	11	12	13	14	15	16	17	18	19	20	21	22	23	24	All	On Pk
Cinergy Hub	19.92	20.40	17.60	16.91	14.00	15.66	17.77	21.14	20.24	23.74	24.20	24.88	24.09	24.12	24.36	23.59	34.66	33.56	24.80	24.49	51.87	17.43	19.72	16.43	23.15	26.06
Illinois Hub	19.32	19.75	17.03	16.37	16.22	18.89	30.58	40.33	22.11	38.68	26.64	26.15	23.38	24.38	21.42	20.03	20.55	24.19	23.67	23.00	34.40	15.74	17.24	14.78	23.12	25.12
Indiana Hub	20.09	20.57	17.74	17.04	14.11	15.78	17.88	21.27	20.37	23.87	24.35	25.03	24.24	24.26	24.55	23.78	35.06	33.95	25.03	24.70	51.95	17.55	19.84	16.52	23.31	26.24
Michigan Hub	20.84	21.21	18.19	17.44	14.41	16.09	18.06	21.54	20.68	24.33	24.92	25.65	24.99	25.00	25.53	24.87	32.06	31.65	28.31	30.84	49.14	18.05	19.91	16.43	23.76	26.72
Minnesota Hub	19.85	20.45	17.47	16.57	11.73	14.50	5.21	4.07	14.73	16.59	19.84	21.88	22.99	19.31	20.61	19.43	21.93	25.91	40.91	35.71	18.00	24.69	17.49	4.51	18.93	21.51
Wisconsin PS	20.48	20.85	17.91	17.13	14.15	15.91	16.61	20.09	18.91	28.28	24.78	25.13	23.73	23.35	22.48	20.80	24.33	28.60	25.64	24.53	31.80	16.75	15.88	11.30	21.22	23.44
Forecasted Load (GW)	50.7	48.6	47.9	47.4	47.1	48.1	48.7	50.5	51.4	53.1	54.2	54.2	53.6	52.6	51.8	51.2	51.6	54.6	57.2	56.4	55.3	53.9	52.2	50.1		
Forecast Error %	1.6%	1.7%	0.0%	-0.7%	-0.6%	-1.6%	-0.3%	0.0%	1.6%	1.3%	2.1%	3.4%	4.2%	5.0%	5.1%	5.4%	5.3%	4.5%	5.2%	5.3%	4.6%	4.0%	4.1%	4.1%		

