



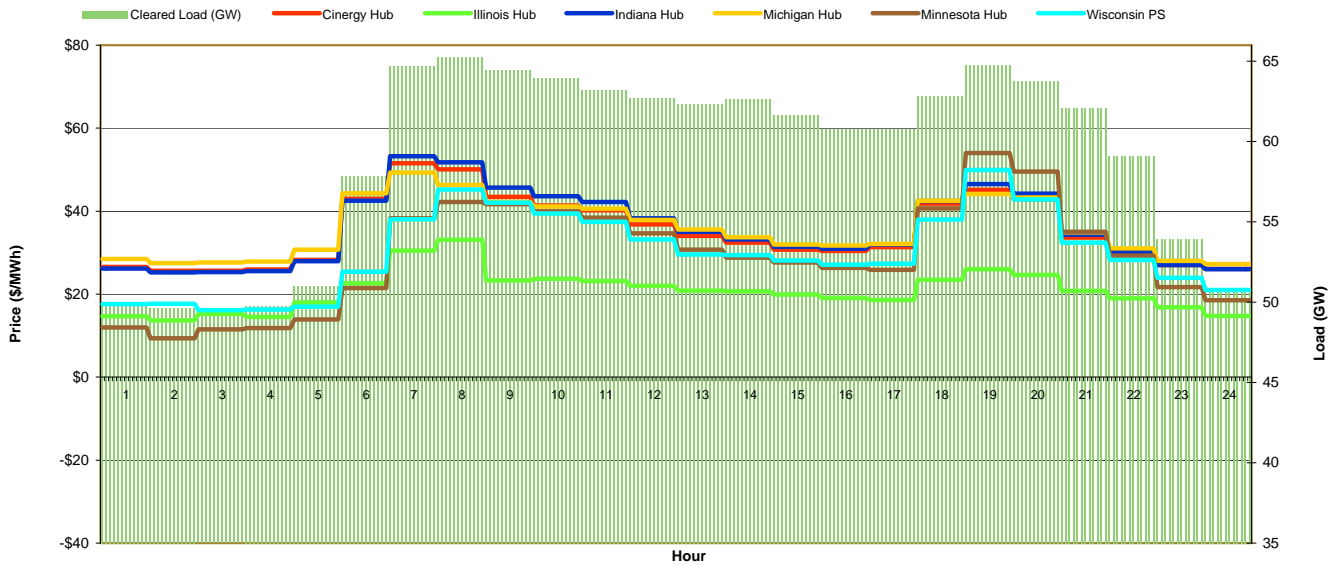
# MISO Daily Report

Tuesday November 1, 2011

Price	<=0	>=100	>=200
Forecast Error %	0-4.9%	5-9.9%	>=10%

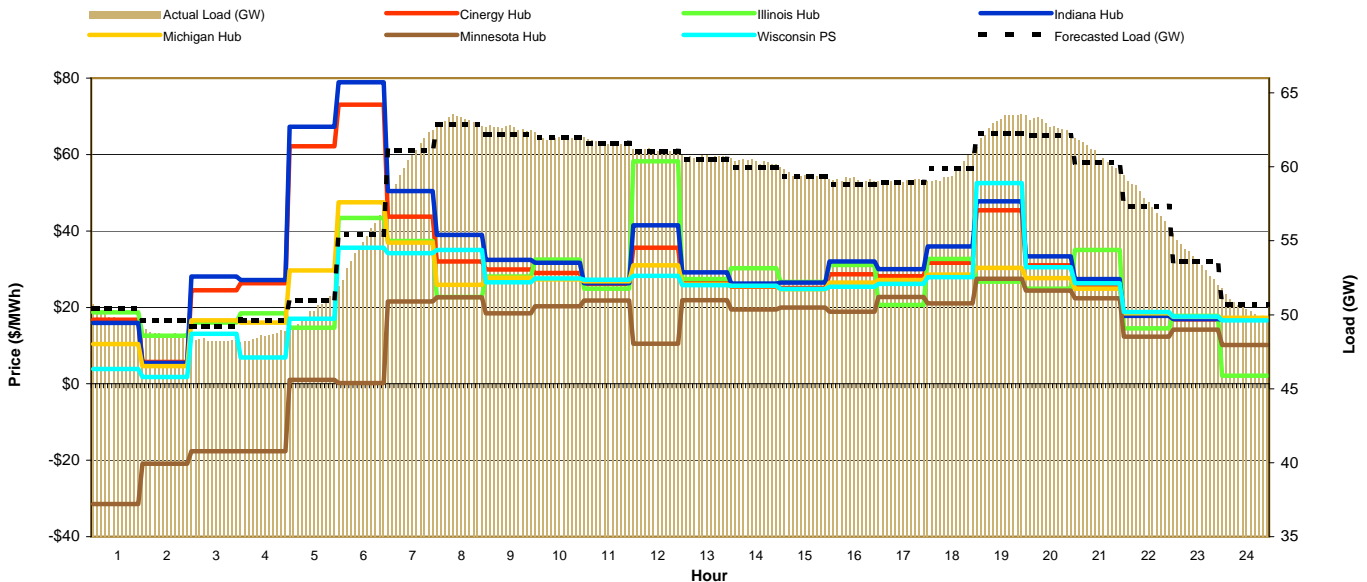
## Day-Ahead Prices and Cleared Load

Hour Ending:																									Avg. Hr \$	
	1	2	3	4	5	6	7	8	9	10	11	12	13	14	15	16	17	18	19	20	21	22	23	24	All	On Pk
Cinergy Hub	26.54	25.61	25.64	25.94	28.24	43.00	51.58	50.11	43.46	41.33	40.20	36.81	34.05	32.40	30.75	30.39	31.31	41.81	45.14	42.91	33.63	30.06	28.99	26.06	35.17	36.96
Illinois Hub	14.70	13.67	15.19	14.56	17.99	22.64	30.46	33.12	23.35	23.74	23.16	22.03	20.84	20.67	19.90	19.08	18.59	23.46	26.03	24.63	20.76	18.98	16.85	14.73	20.80	22.20
Indiana Hub	26.14	25.21	25.31	25.58	27.92	42.53	53.21	51.76	45.71	43.58	42.23	38.25	35.05	33.18	31.40	30.92	31.92	42.44	46.54	44.22	34.36	30.23	27.04	26.03	35.87	38.05
Michigan Hub	28.50	27.46	27.65	27.87	30.71	44.26	49.32	46.26	42.20	41.16	40.59	37.93	35.54	33.69	31.94	31.71	32.12	42.54	44.13	43.29	34.90	31.04	28.00	27.24	35.84	37.32
Minnesota Hub	12.00	9.38	11.50	11.82	13.89	21.47	38.26	42.24	41.66	39.99	38.40	34.64	30.73	28.79	27.64	26.33	25.88	40.70	54.04	49.53	35.07	29.22	21.69	18.57	29.31	35.41
Wisconsin PS	17.62	17.67	16.13	16.29	17.03	25.43	38.08	45.24	42.07	39.47	37.44	33.16	29.53	29.44	28.13	27.06	27.36	37.98	49.91	42.81	32.39	28.25	23.93	20.97	30.14	34.63
Cleared Load (GW)	49.9	49.7	49.5	49.8	51.0	57.8	64.7	65.2	64.4	63.9	63.2	62.7	62.3	62.6	61.7	60.8	60.8	62.9	64.8	63.7	62.1	59.1	53.9	51		



## Preliminary Real-Time Prices with Forecasted and Actual System Load

Hour Ending:																									Avg. Hr \$	
	1	2	3	4	5	6	7	8	9	10	11	12	13	14	15	16	17	18	19	20	21	22	23	24	All	On Pk
Cinergy Hub	16.79	5.75	24.50	26.29	62.20	73.07	43.70	32.03	29.93	29.01	26.14	35.64	27.01	25.40	25.09	28.70	28.15	31.68	45.39	31.02	25.61	17.93	16.89	17.05	30.21	28.48
Illinois Hub	18.67	12.57	16.04	18.48	14.72	43.42	37.35	22.73	28.04	32.54	24.90	58.24	27.39	30.30	26.65	31.10	20.59	32.71	26.70	24.92	35.01	14.53	17.79	2.16	25.73	28.38
Indiana Hub	15.90	5.43	28.08	27.13	67.26	78.93	50.46	38.94	32.44	31.71	26.36	41.44	29.18	26.28	26.51	32.02	30.04	35.97	47.79	33.35	27.42	17.81	16.98	16.76	32.67	30.89
Michigan Hub	10.43	4.66	16.63	16.03	29.65	47.50	36.99	25.88	27.71	27.32	26.82	31.02	25.98	25.57	24.69	26.46	27.19	28.56	30.34	27.67	24.92	18.41	17.52	17.25	24.80	26.00
Minnesota Hub	-31.44	-20.87	-17.63	-17.67	1.02	0.21	21.57	22.64	18.43	20.32	21.79	10.49	21.90	19.45	19.96	18.90	22.71	21.02	27.47	24.38	22.41	12.30	14.17	10.13	10.99	19.90
Wisconsin PS	3.92	1.78	13.07	6.94	17.06	35.64	34.18	35.04	26.55	27.55	27.21	28.23	25.80	25.63	24.81	25.44	26.18	27.89	52.57	30.51	26.30	18.81	17.62	16.63	23.97	27.88
Forecasted Load (GW)	50.4	49.6	49.2	49.6	50.9	55.4	61.1	62.8	62.2	62.0	61.6	61.1	60.5	60.0	59.3	58.8	59.0	59.9	62.2	62.1	60.3	57.3	53.6	50.7		
Forecast Error %	-1.3%	-1.9%	-2.0%	-2.3%	-1.5%	-1.4%	-1.1%	0.4%	0.6%	-0.1%	0.1%	0.1%	0.2%	0.6%	0.2%	0.5%	0.1%	-0.4%	1.0%	1.2%	0.9%	0.7%	0.3%	-0.4%		





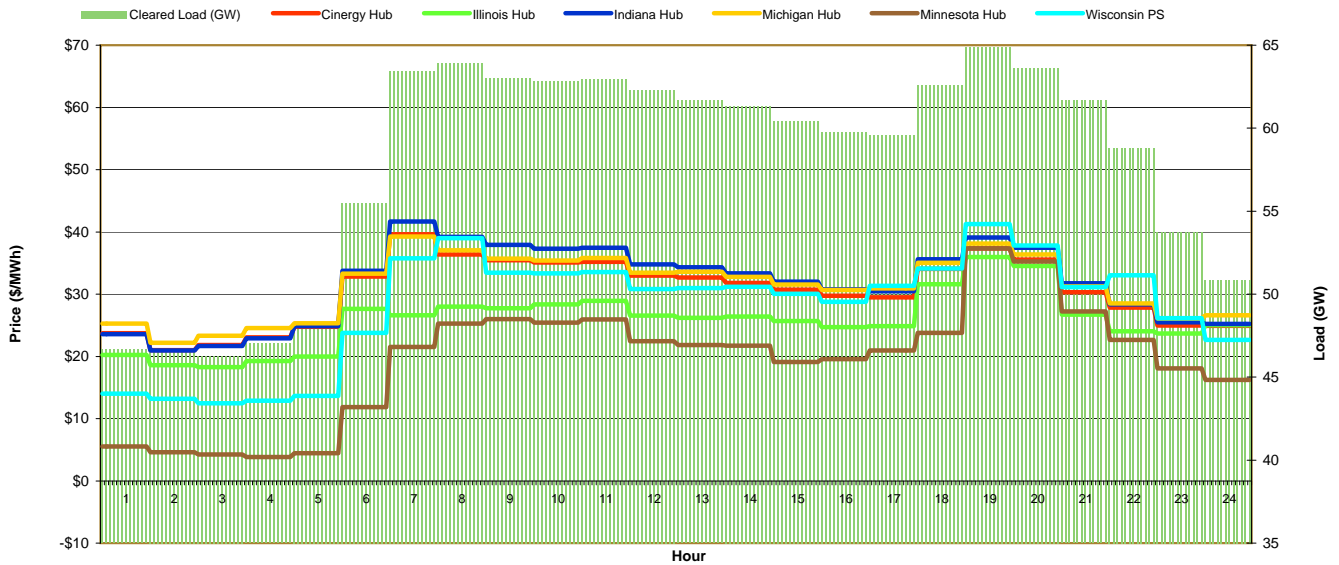
# MISO Daily Report

Wednesday November 2, 2011

Price	<=0	>=100	>=200
Forecast Error %	0-4.9%	5-9.9%	>=10%

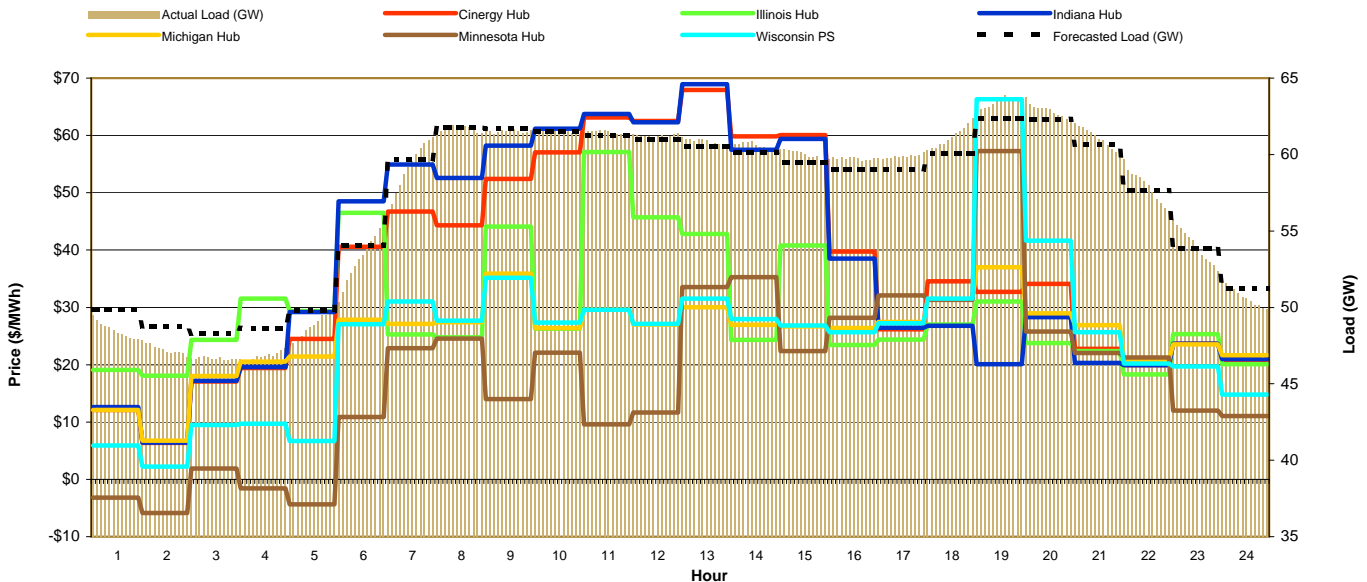
## Day-Ahead Prices and Cleared Load

Hour Ending:																									Avg. Hr \$	
	1	2	3	4	5	6	7	8	9	10	11	12	13	14	15	16	17	18	19	20	21	22	23	24	All	On Pk
Cinergy Hub	23.75	21.00	21.80	23.05	24.75	32.85	39.62	36.40	35.45	35.10	35.21	33.00	32.66	31.82	30.72	29.75	29.48	34.08	37.33	35.55	30.33	27.84	24.98	24.92	30.48	32.48
Illinois Hub	20.23	18.57	18.28	19.28	20.00	27.66	26.63	27.99	27.73	28.37	28.93	26.56	26.20	26.39	25.67	24.70	24.87	31.58	35.94	34.50	26.72	24.03	23.67	25.00	25.81	27.74
Indiana Hub	23.58	20.96	21.65	22.88	24.86	33.73	41.66	39.18	37.93	37.29	37.45	34.79	34.34	33.34	32.02	30.76	30.46	35.61	39.12	37.44	31.73	28.37	25.46	25.24	31.66	34.08
Michigan Hub	25.28	22.17	23.34	24.54	25.32	33.31	39.27	37.06	35.70	35.40	35.82	33.42	33.58	32.78	31.53	30.69	30.93	35.05	38.13	36.36	31.25	28.49	26.10	26.63	31.34	33.27
Minnesota Hub	5.54	4.58	4.24	3.83	4.46	11.86	21.53	25.29	25.99	25.44	25.93	22.43	21.82	21.71	19.12	19.55	20.93	23.79	37.36	35.23	27.23	22.65	18.09	16.23	19.37	24.54
Wisconsin PS	14.00	13.19	12.47	12.86	13.66	23.80	35.75	39.02	33.46	33.33	33.55	30.83	30.99	31.20	30.06	28.79	31.34	34.11	41.25	37.83	31.14	33.04	26.15	22.67	28.10	32.88
Cleared Load (GW)	46.7	46.6	46.3	47.0	48.3	55.5	63.5	63.9	63.0	62.8	63.0	62.3	61.7	61.3	60.4	59.7	59.6	62.6	64.9	63.6	61.7	58.8	53.8	51.1		



## Preliminary Real-Time Prices with Forecasted and Actual System Load

Hour Ending:																									Avg. Hr \$	
	1	2	3	4	5	6	7	8	9	10	11	12	13	14	15	16	17	18	19	20	21	22	23	24	All	On Pk
Cinergy Hub	12.12	6.35	17.07	19.43	24.52	40.59	46.72	44.33	52.40	57.06	63.14	62.54	67.94	59.86	60.09	39.73	26.19	34.57	32.69	34.10	22.77	19.91	23.68	20.86	37.03	43.81
Illinois Hub	19.10	18.10	24.31	31.51	29.37	46.52	25.27	24.79	44.07	26.26	57.09	45.70	42.83	24.35	40.78	23.42	24.37	26.99	31.06	23.79	22.36	18.33	25.33	20.11	29.83	31.35
Indiana Hub	12.61	6.40	17.20	19.58	29.21	48.51	54.95	52.60	58.24	61.18	63.74	62.31	68.94	57.50	59.41	38.53	26.43	26.79	20.10	28.32	20.29	19.93	23.69	20.96	37.39	43.00
Michigan Hub	12.09	6.73	18.05	20.56	21.45	27.83	27.13	27.39	35.90	26.38	29.56	27.02	30.04	26.96	26.68	26.40	27.47	31.42	37.03	28.95	26.90	20.90	23.57	21.63	25.34	28.29
Minnesota Hub	-3.17	-5.88	1.91	-1.57	-4.34	10.88	22.89	24.58	13.99	22.09	9.58	11.64	33.53	35.29	22.36	28.16	32.08	31.32	57.25	25.77	22.04	21.27	12.02	11.02	18.11	25.19
Wisconsin PS	5.91	2.22	9.48	9.72	6.72	27.05	31.02	27.66	35.19	27.36	29.57	27.10	31.56	27.94	26.87	25.67	27.23	31.53	66.32	41.65	25.68	20.20	19.71	14.80	24.92	30.70
Forecasted Load (GW)	49.8	48.8	48.3	48.6	49.8	54.1	59.7	61.8	61.7	61.5	61.3	61.0	60.5	60.2	59.4	59.0	59.0	60.1	62.4	62.3	60.6	57.7	53.8	51.3		
Forecast Error %	-2.8%	-3.2%	-3.5%	-3.9%	-2.2%	-1.6%	-1.1%	-0.2%	-0.3%	0.0%	0.3%	0.4%	0.6%	0.7%	1.0%	1.2%	1.3%	1.7%	1.7%	0.8%	0.7%	0.4%	0.3%	-1.1%		





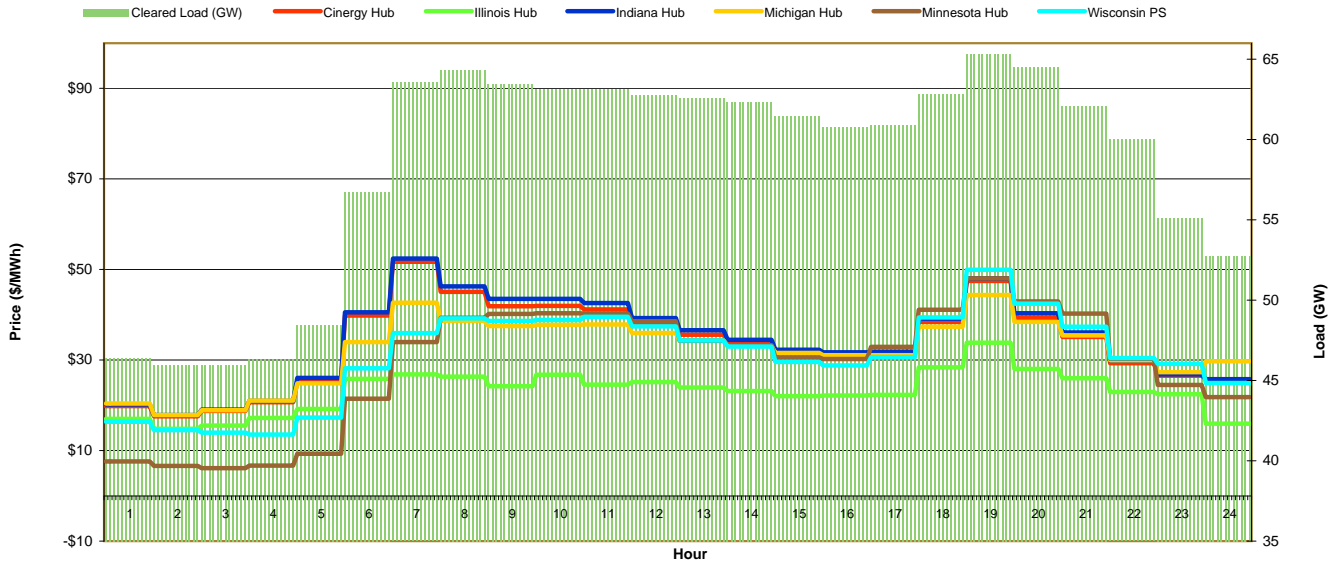
# MISO Daily Report

Thursday November 3, 2011

Price	<=0	>=100	>=200
Forecast Error %	0-4.9%	5-9.9%	>=10%

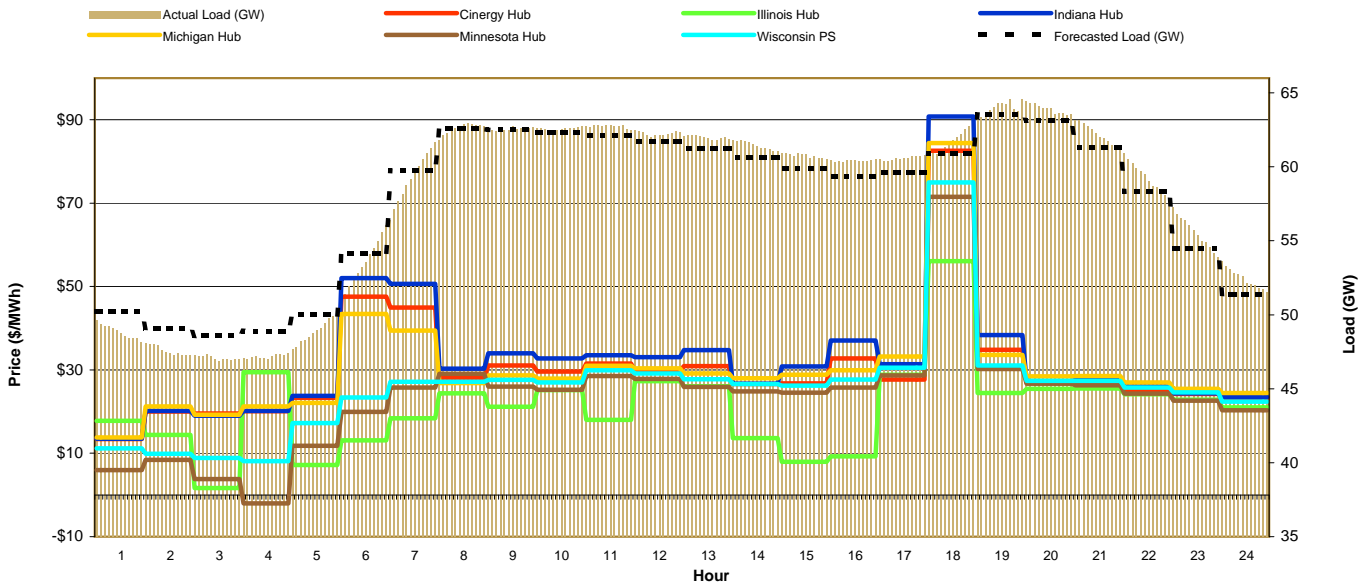
## Day-Ahead Prices and Cleared Load

Hour Ending:																									Avg. Hr \$		
	1	2	3	4	5	6	7	8	9	10	11	12	13	14	15	16	17	18	19	20	21	22	23	24	All	On Pk	
Cinergy Hub	19.85	17.54	18.74	20.67	25.24	39.85	51.71	45.05	41.90	41.95	41.19	38.19	35.57	33.70	31.52	30.87	31.12	31.12	38.44	47.45	39.33	35.13	29.29	26.54	25.74	33.61	36.70
Illinois Hub	17.04	14.78	15.50	17.23	19.20	25.87	26.83	26.37	24.20	26.75	24.59	25.14	23.95	23.14	21.99	22.20	22.30	28.41	33.81	28.03	25.96	22.91	22.48	15.95	23.11	25.14	
Indiana Hub	20.21	17.85	19.06	20.99	26.02	40.53	52.42	46.27	43.54	43.53	42.58	39.24	36.56	34.47	32.31	31.72	31.86	39.10	48.04	40.30	36.07	29.88	26.85	25.79	34.38	37.65	
Michigan Hub	20.43	17.82	18.89	21.04	24.86	33.99	42.66	38.63	37.50	37.78	37.87	35.93	34.36	33.14	31.54	31.10	31.07	37.34	44.36	38.46	35.46	29.93	27.34	29.75	32.14	35.11	
Minnesota Hub	7.60	6.64	6.14	6.67	9.32	21.43	33.96	39.37	40.17	40.33	40.28	38.56	34.27	33.30	30.60	30.26	32.90	41.09	48.07	42.94	40.23	30.32	24.51	21.78	29.20	36.70	
Wisconsin PS	16.39	14.55	13.94	13.52	17.31	28.15	35.95	39.21	38.64	38.84	39.54	37.47	34.33	33.00	29.59	28.81	30.67	39.45	49.98	42.48	37.39	30.43	29.18	24.91	30.99	36.19	
Cleared Load (GW)	46.4	46.0	46.0	46.3	48.5	56.7	63.6	64.3	63.5	63.2	62.8	62.6	62.4	61.5	60.8	60.9	62.8	65.3	64.5	62.1	60.0	55.2	5.3				



## Preliminary Real-Time Prices with Forecasted and Actual System Load

Hour Ending:																									Avg. Hr \$	
	1	2	3	4	5	6	7	8	9	10	11	12	13	14	15	16	17	18	19	20	21	22	23	24	All	On Pk
Cinergy Hub	13.41	20.00	19.53	20.07	23.30	47.55	44.95	28.16	31.05	29.60	31.51	29.76	30.95	26.65	26.78	32.75	27.70	82.54	34.85	26.93	26.62	25.13	24.22	23.41	30.31	32.20
Illinois Hub	17.79	14.43	1.63	29.49	7.19	13.09	18.39	24.39	21.14	25.15	18.03	27.34	26.06	13.62	7.97	9.25	28.83	56.06	24.44	25.46	25.54	24.18	22.84	21.02	20.97	23.77
Indiana Hub	13.47	20.14	19.01	20.20	23.75	51.99	50.66	30.29	33.97	32.79	33.53	33.09	34.72	26.72	30.86	37.02	31.38	90.79	38.37	27.30	27.63	25.97	24.39	23.46	32.56	34.93
Michigan Hub	13.83	21.27	19.22	21.26	22.05	43.46	39.40	26.81	28.70	27.93	31.00	30.34	29.12	27.96	28.82	29.89	33.24	84.39	33.57	28.43	28.53	26.98	25.46	24.47	30.26	32.57
Minnesota Hub	5.94	8.39	3.78	-1.99	11.78	19.93	25.80	29.05	26.02	25.26	28.51	27.88	25.90	24.86	24.56	25.79	28.67	71.53	30.21	26.69	26.34	24.30	22.64	20.31	23.42	29.26
Wisconsin PS	11.21	9.87	8.87	8.11	17.29	23.41	27.15	27.17	27.63	26.97	29.95	29.16	27.80	26.65	26.21	27.66	30.53	74.96	31.11	27.41	27.39	25.74	24.60	22.39	25.80	30.68
Forecasted Load (GW)	50.3	49.1	48.6	48.9	50.0	54.2	59.7	62.6	62.5	62.3	62.1	61.7	61.2	60.6	59.9	59.3	59.6	60.9	63.5	63.2	61.3	58.3	54.5	51.4		
Forecast Error %	-2.9%	-3.3%	-3.2%	-3.7%	-2.3%	-1.4%	-0.8%	0.1%	0.1%	0.4%	1.0%	0.8%	1.2%	1.3%	1.4%	1.8%	1.5%	0.7%	1.2%	1.4%	1.6%	1.9%	2.0%			





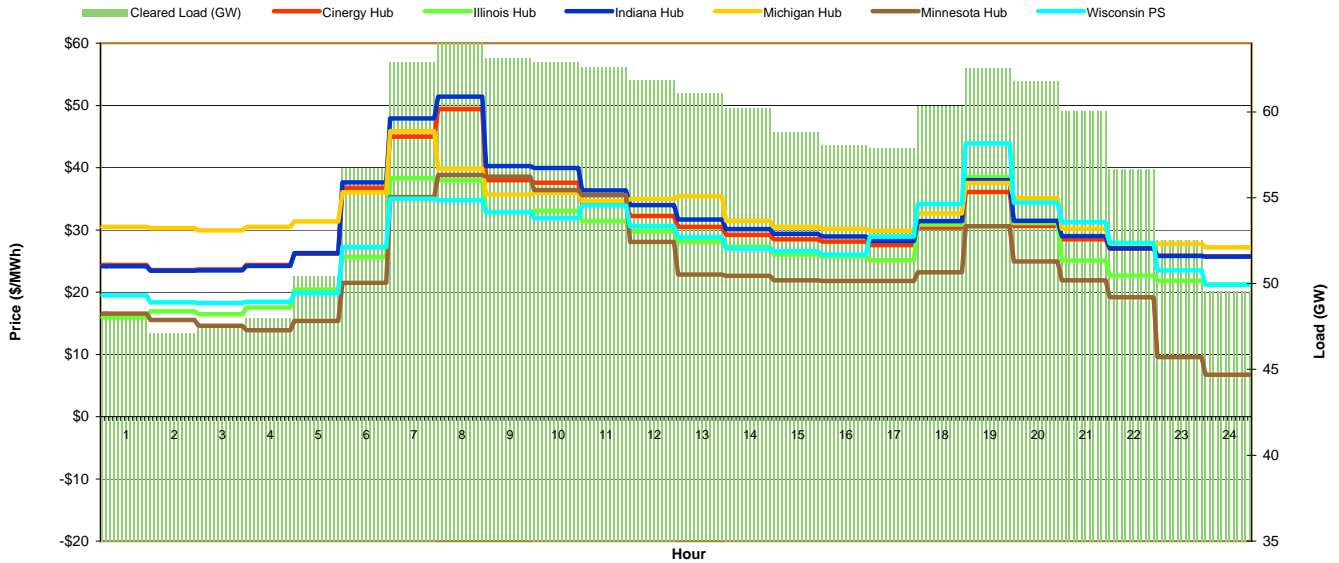
# MISO Daily Report

Friday November 4, 2011

Price	<=0	>=100	>=200
Forecast Error %	0-4.9%	5-9.9%	>=10%

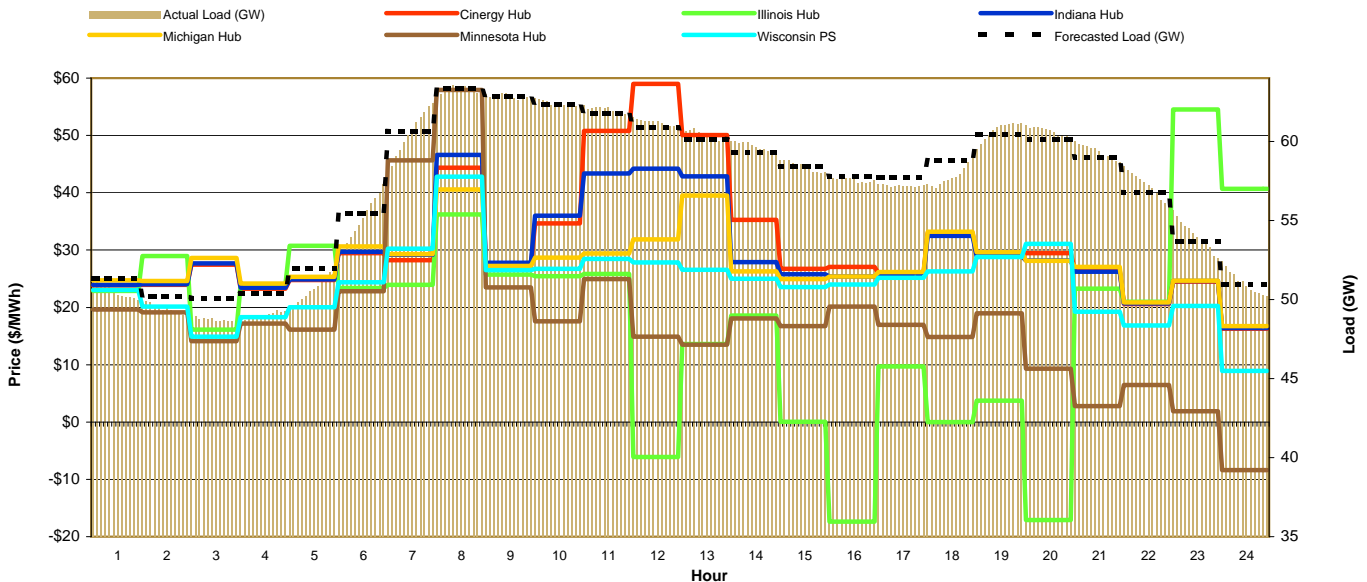
## Day-Ahead Prices and Cleared Load

Hour Ending:	Hour																								Avg. Hr \$	
	1	2	3	4	5	6	7	8	9	10	11	12	13	14	15	16	17	18	19	20	21	22	23	24	All	On Pk
Cinergy Hub	24.36	23.56	23.66	24.35	26.17	36.75	45.00	49.40	38.01	37.60	34.28	32.25	30.50	29.19	28.50	28.13	27.58	30.41	36.08	30.66	28.49	27.00	25.86	25.77	30.98	32.12
Illinois Hub	15.96	16.89	16.46	17.54	20.43	25.65	38.31	37.96	32.85	33.05	31.40	29.77	28.11	27.31	26.09	25.75	25.15	30.85	38.49	31.12	25.08	22.68	21.87	21.22	26.67	29.22
Indiana Hub	24.18	23.43	23.51	24.21	26.29	37.65	47.94	51.40	40.26	39.93	36.33	33.99	31.69	30.15	29.38	28.97	28.24	31.41	38.02	31.45	29.01	27.05	25.79	25.72	31.92	33.32
Michigan Hub	30.47	30.26	29.91	30.48	31.34	36.04	45.86	39.87	35.68	35.95	34.60	34.97	35.41	31.45	30.51	30.17	29.87	32.66	37.54	35.12	30.18	27.81	27.75	27.20	32.96	33.10
Minnesota Hub	16.58	15.53	14.59	13.90	15.38	21.48	35.29	38.80	38.57	36.39	35.57	28.05	22.85	22.64	21.92	21.78	21.80	23.18	30.60	24.95	21.89	19.20	9.54	6.75	23.22	26.11
Wisconsin PS	19.48	18.35	18.28	18.47	19.84	27.27	35.04	34.77	32.84	31.90	33.94	30.58	28.85	27.01	26.58	26.02	28.96	34.21	43.91	34.39	31.25	27.91	23.49	21.16	28.10	31.04
Cleared Load (GW)	48.0	47.1	47.4	48.0	50.4	56.7	62.9	64.0	63.1	62.9	62.6	61.9	61.1	60.2	58.8	58.1	57.9	60.4	62.6	61.8	60.0	56.7	52.5	5.0		



## Preliminary Real-Time Prices with Forecasted and Actual System Load

Hour Ending:	Hour																								Avg. Hr \$	
	1	2	3	4	5	6	7	8	9	10	11	12	13	14	15	16	17	18	19	20	21	22	23	24	All	On Pk
Cinergy Hub	23.81	23.94	27.47	23.24	24.75	29.44	28.24	44.35	27.10	34.66	50.81	58.98	50.09	35.26	26.74	27.07	25.95	32.98	29.34	29.44	26.41	20.58	24.51	16.31	30.90	34.02
Illinois Hub	22.85	28.98	16.10	24.04	30.77	23.37	23.95	36.22	25.75	25.46	25.83	-6.09	13.63	18.59	0.02	-17.36	9.72	-0.04	3.72	-17.12	23.28	20.98	54.53	40.66	17.83	13.57
Indiana Hub	23.94	24.05	27.66	23.41	24.89	29.66	29.20	46.59	27.81	36.01	43.35	44.21	42.85	27.90	25.79	25.41	25.63	32.50	28.89	28.18	26.25	20.67	24.60	16.39	29.41	31.67
Michigan Hub	24.74	24.61	28.64	24.14	25.35	30.66	29.31	40.59	27.21	28.70	29.38	31.85	39.53	26.30	24.96	25.38	26.19	33.22	29.65	28.15	27.04	20.85	24.65	16.74	27.83	28.98
Minnesota Hub	19.61	19.11	14.12	17.16	16.13	22.84	45.67	57.96	23.47	17.56	24.93	14.91	13.48	18.09	16.76	20.13	16.98	14.84	18.95	9.32	2.75	6.45	1.88	-8.37	17.70	17.40
Wisconsin PS	23.07	20.15	14.88	18.31	20.04	24.38	30.24	42.83	26.52	26.76	28.49	27.83	26.56	24.98	23.56	24.00	25.16	26.31	28.82	31.07	19.23	16.86	20.26	8.90	24.13	26.20
Forecasted Load (GW)	51.4	50.2	50.1	50.4	51.9	55.4	60.6	63.3	62.8	62.4	61.8	60.9	60.1	59.3	58.4	57.8	57.7	58.8	60.4	60.1	59.0	56.7	53.6	50.9		
Forecast Error %	-1.6%	-1.7%	-2.8%	-2.8%	-2.7%	-1.0%	-0.4%	-0.2%	0.0%	0.1%	0.3%	0.5%	0.4%	0.5%	0.0%	-0.4%	-0.9%	-1.8%	0.4%	0.8%	0.6%	0.8%	0.8%	0.2%		





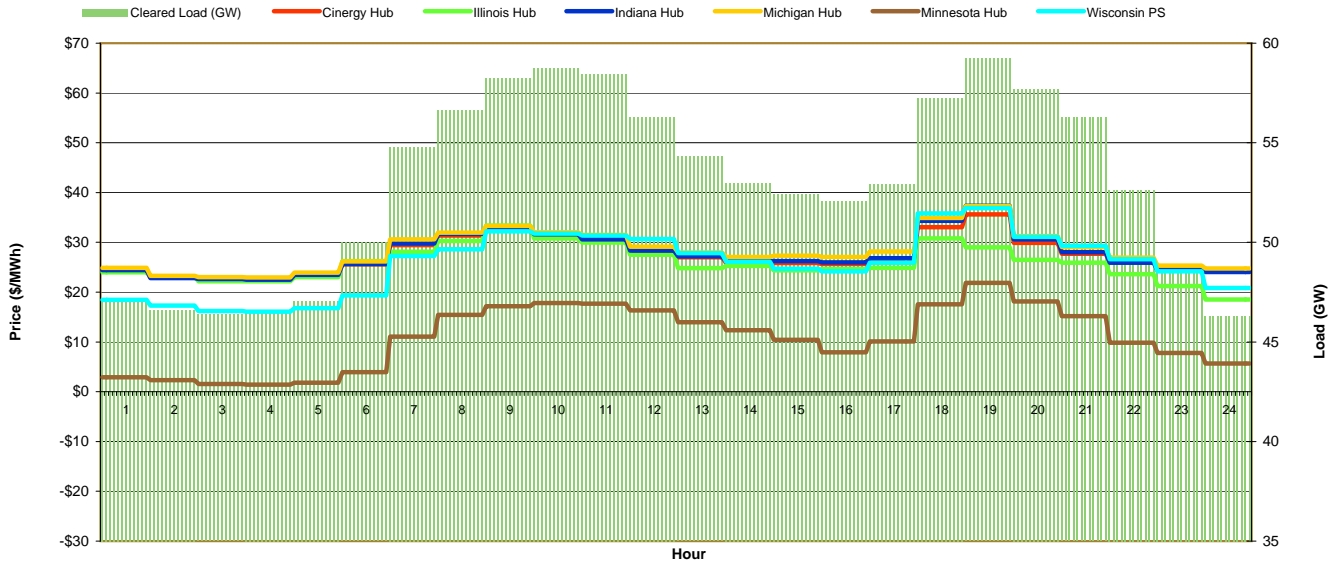
# MISO Daily Report

Saturday November 5, 2011

Price	<=0	>=100	>=200
Forecast Error %	0-4.9%	5-9.9%	>=10%

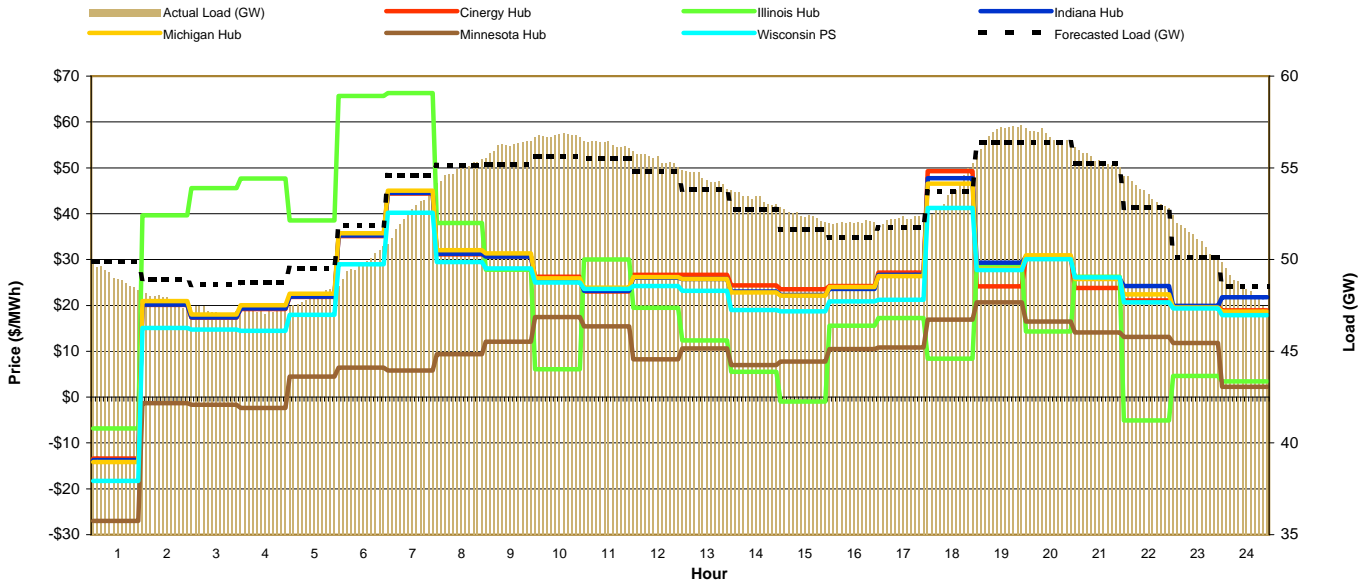
## Day-Ahead Prices and Cleared Load

Hour Ending:																									Avg. Hr \$			
	1	2	3	4	5	6	7	8	9	10	11	12	13	14	15	16	17	18	19	20	21	22	23	24	All	On Pk		
Cinergy Hub	24.53	22.91	22.74	22.63	23.55	25.57	29.45	31.35	32.43	31.35	30.28	28.01	26.99	25.85	25.87	25.65	26.51	33.05	35.64	29.91	27.71	26.08	24.56	24.25	27.37	28.83		
Illinois Hub	24.00	23.12	22.19	22.19	22.99	26.21	28.12	30.27	33.34	30.80	29.96	27.54	24.84	25.25	24.38	24.64	24.90	30.79	28.98	26.50	25.94	23.62	21.24	18.50	25.85	27.06		
Indiana Hub	24.46	22.82	22.61	22.51	23.44	25.66	29.80	31.67	33.00	31.62	30.62	28.37	27.22	26.26	26.26	25.99	26.83	34.36	37.34	30.60	28.05	25.90	24.40	24.06	27.66	29.28		
Michigan Hub	24.88	23.25	23.02	22.95	23.95	26.16	30.60	31.98	33.28	32.03	31.48	29.13	27.95	27.05	27.30	27.10	28.17	34.93	37.27	31.22	29.06	26.94	25.35	24.77	28.33	30.02		
Minnesota Hub	2.92	2.34	1.58	1.45	1.83	3.92	11.08	15.45	17.20	17.82	17.70	16.35	13.96	12.34	10.41	7.89	10.10	17.56	21.89	18.13	15.15	9.82	7.78	5.69	10.85	14.35		
Wisconsin PS	18.44	17.29	16.24	16.08	16.80	19.34	27.27	28.60	32.19	31.78	31.38	30.66	27.83	26.11	24.66	24.18	25.93	35.79	36.92	31.12	29.33	26.63	24.18	20.83	25.81	29.20		
Cleared Load (GW)	47.2	46.6	46.4	46.5	47.0	50.0	54.8	56.7	58.2	58.7	58.5	56.3	54.3	53.0	52.4	52.1	52.9	57.3	59.2	57.7	56.3	52.6	48.6	4.6				



## Preliminary Real-Time Prices with Forecasted and Actual System Load

Hour Ending:																									Avg. Hr \$			
	1	2	3	4	5	6	7	8	9	10	11	12	13	14	15	16	17	18	19	20	21	22	23	24	All	On Pk		
Cinergy Hub	-13.41	20.10	17.32	19.23	21.82	35.08	44.37	31.12	30.72	26.28	23.04	26.63	26.66	24.36	23.55	24.23	27.17	49.28	24.15	30.46	23.77	21.07	19.81	18.95	24.82	27.02		
Illinois Hub	-6.82	39.63	45.58	47.67	38.55	65.68	66.31	37.94	27.80	6.07	29.99	19.47	12.37	5.55	-0.96	15.56	17.22	8.37	28.71	14.30	26.22	-5.08	4.62	3.40	22.84	15.51		
Indiana Hub	-13.74	20.14	17.41	19.34	21.94	35.25	44.56	31.30	30.67	25.71	23.16	26.02	25.73	23.05	22.30	23.60	26.67	47.71	29.29	30.67	25.84	24.22	19.87	21.80	25.10	27.24		
Michigan Hub	-14.18	20.96	18.01	20.05	22.54	35.73	45.05	32.02	31.31	25.93	23.84	26.19	25.73	22.84	22.11	24.01	26.42	46.55	27.98	30.94	25.75	22.41	19.56	18.66	25.02	27.10		
Minnesota Hub	-26.98	-1.30	-1.70	-2.40	4.45	6.44	5.82	9.35	12.10	17.43	15.45	8.24	10.58	7.01	7.76	10.49	10.81	16.92	20.69	16.50	14.08	13.12	11.80	2.23	7.87	12.65		
Wisconsin PS	-18.29	15.06	14.76	14.48	17.94	29.00	40.18	29.44	28.09	24.99	23.56	24.20	23.15	18.99	18.70	20.90	21.19	41.22	27.69	30.09	26.12	20.68	19.34	17.87	22.05	24.89		
Forecasted Load (GW)	49.9	48.9	48.6	48.8	49.5	51.9	54.6	55.2	55.2	55.6	55.5	54.8	53.8	52.8	51.7	51.2	51.7	53.7	56.4	56.4	55.2	52.8	50.1	48.6				
Forecast Error %	-1.7%	-2.3%	-3.1%	-3.4%	-3.4%	-4.3%	-4.1%	-0.6%	1.7%	2.0%	1.4%	1.2%	1.2%	1.1%	1.4%	1.5%	0.9%	-0.2%	0.8%	0.6%	0.4%	1.5%	2.0%	-0.1%				





Daylight savings has resulted in some errors in today's report

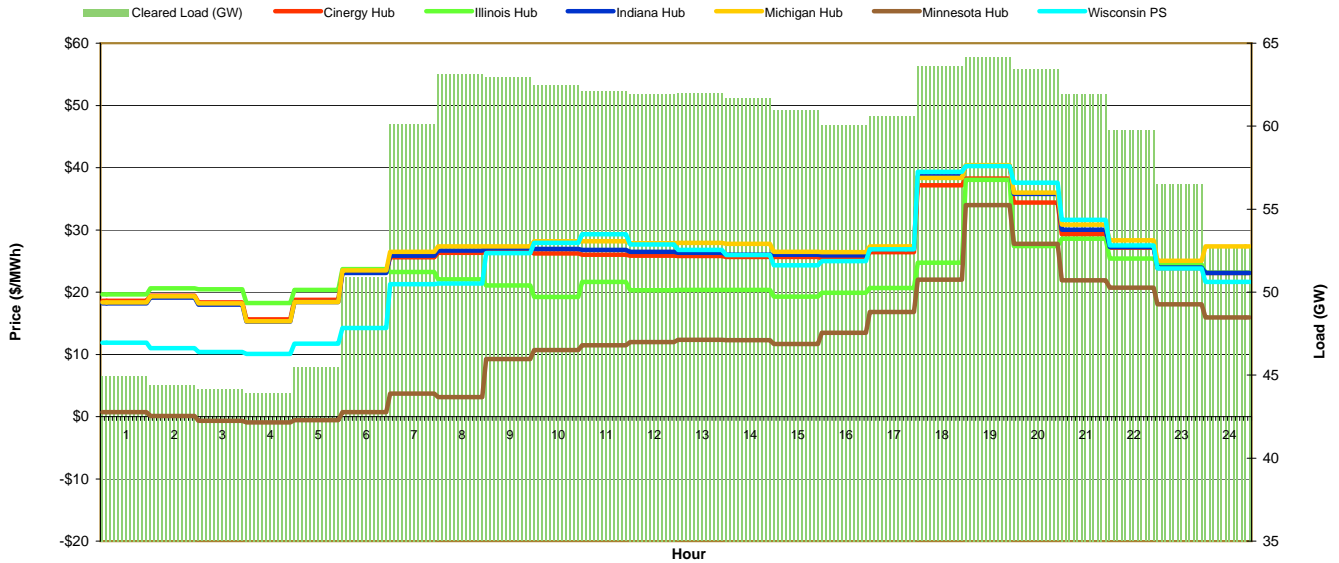
# MISO Daily Report

Sunday November 6, 2011

Price	<=0	>=100	>=200
Forecast Error %	0-4.9%	5-9.9%	>=10%

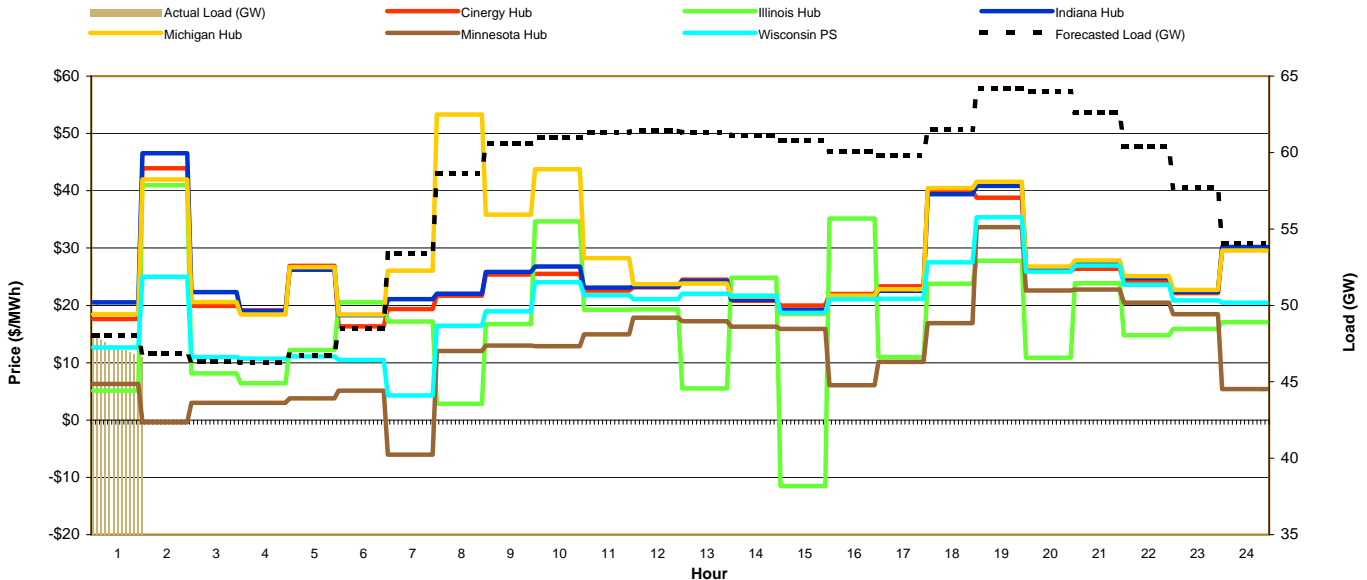
## Day-Ahead Prices and Cleared Load

Hour Ending:																									Avg. Hr \$	
	1	2	3	4	5	6	7	8	9	10	11	12	13	14	15	16	17	18	19	20	21	22	23	24	All	On Pk
Cinergy Hub	18.63	19.43	18.35	15.63	18.75	23.26	25.58	26.32	26.41	26.24	26.04	25.88	25.83	25.65	25.63	25.43	26.44	37.17	38.27	34.41	29.32	27.14	23.84	23.10	25.53	28.13
Illinois Hub	19.62	20.63	20.47	18.24	20.36	23.72	23.22	22.05	21.08	19.24	21.67	20.30	20.36	20.34	19.29	19.89	20.68	24.71	38.04	27.39	28.61	25.38	24.49	23.15	22.62	23.35
Indiana Hub	18.20	19.11	18.01	15.27	18.39	23.06	25.88	26.70	27.03	26.92	26.77	26.48	26.33	26.04	26.04	25.93	26.92	38.60	40.32	35.79	30.04	27.23	23.94	23.11	25.92	28.82
Michigan Hub	18.33	19.31	18.22	15.31	18.42	23.49	26.49	27.37	27.35	28.17	28.19	27.89	27.93	27.74	26.49	26.41	27.34	38.37	40.41	36.00	30.83	28.34	25.03	27.37	26.70	29.62
Minnesota Hub	0.71	0.10	-0.65	-0.90	-0.57	0.72	3.72	3.16	9.27	10.68	11.44	11.96	12.34	12.29	11.65	13.48	16.79	22.02	34.00	27.75	21.92	20.71	18.07	15.96	11.53	16.10
Wisconsin PS	11.87	10.99	10.40	10.06	11.71	14.26	21.26	21.40	26.29	27.92	29.32	27.64	26.77	25.98	24.32	25.01	26.91	39.32	40.24	37.57	31.61	27.52	23.83	21.66	23.91	28.85
Cleared Load (GW)	44.9	44.4	44.1	43.9	45.5	50.9	60.1	63.1	62.9	62.5	62.1	61.9	62.0	61.7	61.0	60.1	60.6	63.6	64.2	63.4	61.9	59.7	56.5	5.3		



## Preliminary Real-Time Prices with Forecasted and Actual System Load

Hour Ending:																									Avg. Hr \$		
	1	2	3	4	5	6	7	8	9	10	11	12	13	14	15	16	17	18	19	20	21	22	23	24	All	On Pk	
Cinergy Hub	17.65	43.93	19.89	19.14	26.88	16.36	19.36	21.73	25.38	25.52	22.58	23.17	24.51	20.82	20.00	22.00	23.34	39.85	38.76	26.08	26.40	24.29	22.17	29.95	24.99	25.41	
Illinois Hub	5.14	40.95	8.12	6.38	12.20	20.51	17.20	2.81	16.74	34.67	19.27	19.29	5.54	24.81	-11.52	35.15	11.01	23.77	27.77	10.89	23.88	14.77	15.91	17.06	16.76	17.17	
Indiana Hub	20.53	46.53	22.32	19.04	26.20	18.29	21.09	22.02	25.83	26.81	23.09	23.29	24.25	20.97	19.20	21.56	22.56	39.40	40.87	26.37	27.61	24.78	22.38	30.18	25.63	25.69	
Michigan Hub	18.49	41.95	20.60	18.43	26.66	18.41	26.06	53.29	35.85	43.74	28.25	23.69	23.84	21.53	18.44	21.70	22.63	40.46	41.58	26.78	27.82	25.13	22.73	29.59	28.24	29.85	
Minnesota Hub	6.29	-0.38	2.99	3.01	3.79	5.12	-6.04	12.06	12.97	12.86	14.96	17.85	17.23	16.26	15.91	6.06	10.14	16.89	33.63	22.57	22.74	20.47	18.45	5.41	12.14	16.94	
Wisconsin PS	12.65	25.02	11.01	10.70	11.12	10.46	4.26	16.47	18.99	24.06	21.76	21.11	22.04	21.71	18.67	21.09	21.16	27.53	35.40	25.92	26.93	23.62	20.86	20.47	19.71	22.95	
Forecasted Load (GW)	48.0	46.8	46.3	46.3	46.7	48.5	53.4	58.6	60.6	61.0	61.3	61.4	61.3	61.1	60.8	60.1	59.8	61.5	64.2	64.0	62.6	60.4	57.7	54.1			
Forecast Error %	-1.6%	#####	#DIV/0!	#DIV/0!	#DIV/0!	#DIV/0!	#DIV/0!	#DIV/0!	#DIV/0!	#DIV/0!	#DIV/0!	#DIV/0!	#DIV/0!	#DIV/0!	#DIV/0!	#DIV/0!	#DIV/0!	#DIV/0!	#DIV/0!	#DIV/0!	#DIV/0!	#DIV/0!	#DIV/0!	#DIV/0!	#DIV/0!	#DIV/0!	#DIV/0!





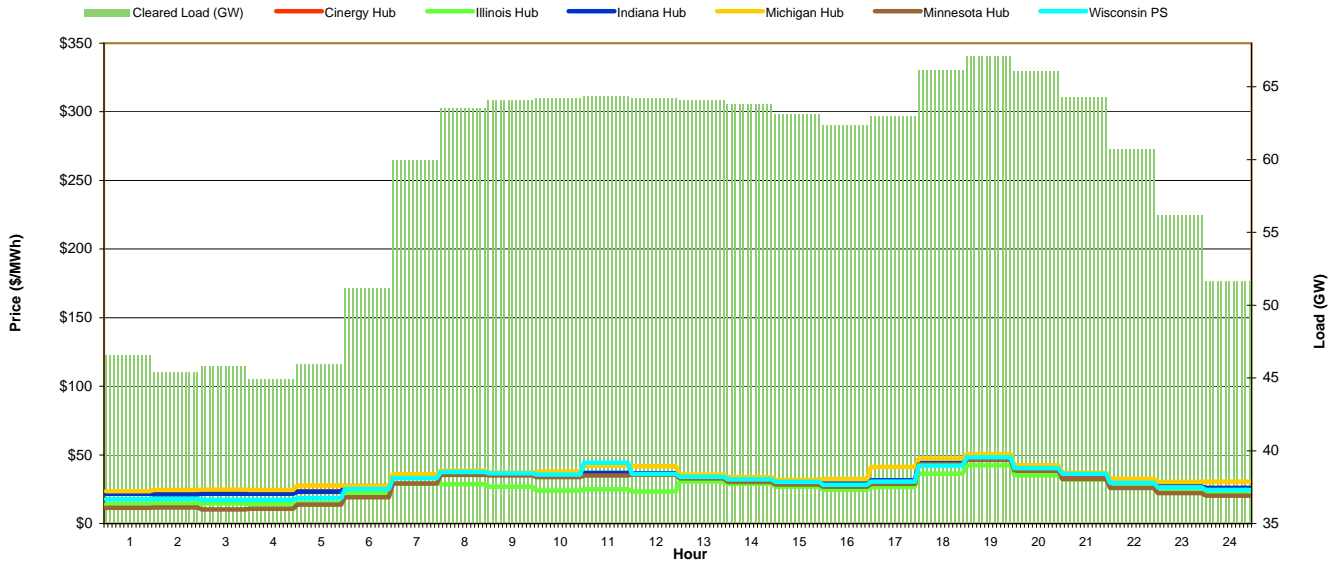
# MISO Daily Report

Monday November 7, 2011

Price	<=0	>=100	>=200
Forecast Error %	0-4.9%	5-9.9%	>=10%

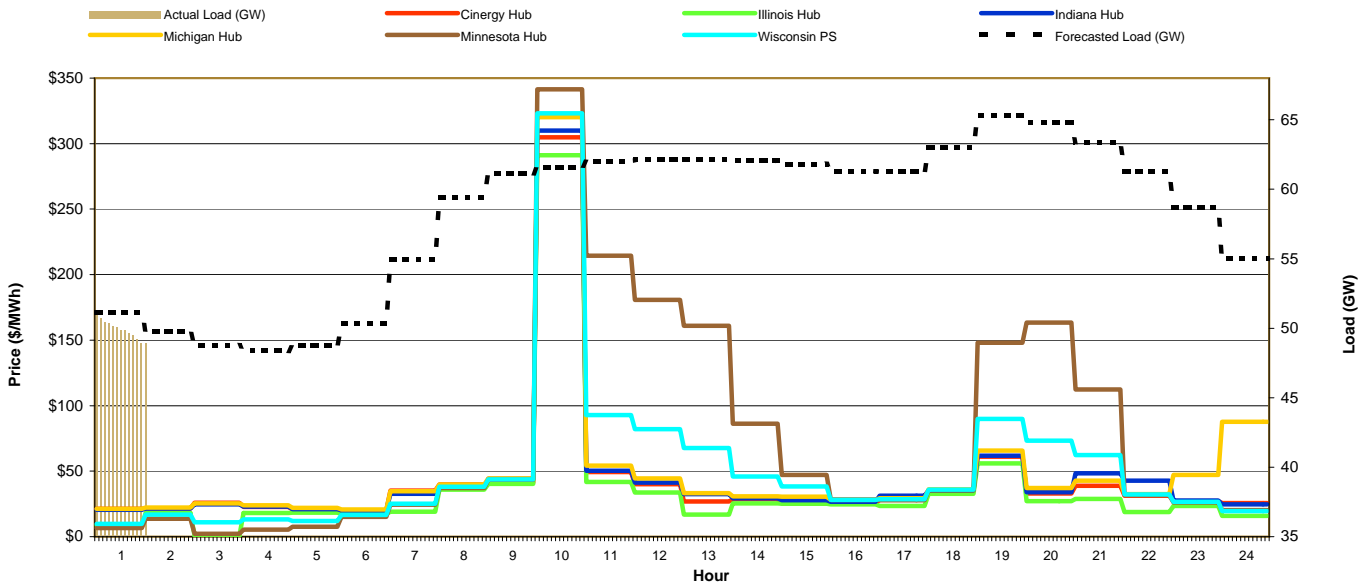
## Day-Ahead Prices and Cleared Load

Hour Ending:																									Avg. Hr \$			
	1	2	3	4	5	6	7	8	9	10	11	12	13	14	15	16	17	18	19	20	21	22	23	24	All	On Pk		
Cinergy Hub	22.01	21.90	22.15	22.35	23.62	27.08	34.66	36.95	35.28	35.00	35.97	35.74	33.17	31.72	30.00	28.63	31.00	43.49	46.33	38.51	35.02	29.43	26.68	25.81	31.35	34.56		
Illinois Hub	14.08	14.38	14.64	14.04	14.93	22.15	29.04	28.58	26.85	23.98	24.87	23.38	30.54	28.98	26.82	24.48	26.48	36.39	42.34	35.26	32.25	27.50	25.34	22.94	25.43	29.00		
Indiana Hub	21.62	21.31	21.58	21.80	23.15	27.28	34.86	37.65	35.99	35.78	36.95	36.61	34.22	32.63	30.76	29.12	31.51	44.11	47.41	39.63	36.07	30.01	27.05	25.87	31.79	35.34		
Michigan Hub	23.52	24.59	24.78	24.59	27.69	27.60	35.81	38.39	37.01	37.79	42.20	41.68	35.70	33.80	32.01	32.41	41.23	47.24	50.55	42.50	37.15	32.61	30.40	30.58	34.66	38.29		
Minnesota Hub	11.51	11.55	10.15	10.69	13.67	19.17	29.17	35.52	35.32	33.71	34.95	35.78	32.80	30.27	28.51	26.71	28.90	43.24	46.42	38.64	32.31	25.93	22.13	20.24	27.39	33.20		
Wisconsin PS	17.65	17.97	17.22	17.29	18.43	25.18	33.05	37.45	36.53	35.75	44.26	36.12	34.08	32.17	30.22	28.32	30.53	42.16	48.25	40.35	36.04	29.71	26.27	24.56	30.81	35.51		
Cleared Load (GW)	46.6	45.4	45.8	44.9	46.0	51.2	59.9	63.6	64.1	64.2	64.4	64.2	64.1	63.8	63.2	62.4	63.0	66.1	67.1	66.1	64.3	60.7	56.2	5.2				



## Preliminary Real-Time Prices with Forecasted and Actual System Load

Hour Ending:																									Avg. Hr \$				
	1	2	3	4	5	6	7	8	9	10	11	12	13	14	15	16	17	18	19	20	21	22	23	24	All	On Pk			
Cinergy Hub	21.30	21.54	25.82	22.79	20.72	19.87	35.05	39.74	41.20	304.89	49.43	39.96	26.92	28.50	25.41	25.97	27.97	34.25	61.11	32.88	38.92	31.21	27.05	25.73	42.84	52.21			
Illinois Hub	8.63	18.14	0.64	18.05	18.26	17.23	19.04	35.84	40.35	291.04	41.75	33.74	16.91	25.38	25.25	24.70	23.41	32.72	55.94	27.06	28.72	18.92	23.40	15.81	35.87	46.57			
Indiana Hub	20.57	21.60	24.66	22.97	20.89	20.03	32.66	37.54	44.14	310.02	50.39	41.16	32.44	29.26	27.81	26.60	31.25	35.36	61.78	33.96	48.41	42.65	27.48	24.60	44.51	55.02			
Michigan Hub	21.29	22.12	25.34	23.99	21.93	20.73	34.76	39.73	44.34	320.22	54.17	44.40	33.15	30.78	30.45	28.08	29.24	36.23	65.64	37.24	42.71	32.49	47.12	87.64	48.91	57.25			
Minnesota Hub	6.55	13.64	2.30	5.30	7.45	15.18	24.52	37.02	43.57	341.42	214.56	180.82	160.92	86.20	47.16	28.42	27.74	35.30	148.12	163.39	112.31	31.73	26.25	20.30	74.17	105.31			
Wisconsin PS	9.73	16.83	10.98	13.24	11.98	16.54	25.17	38.12	43.76	323.13	92.90	82.13	67.74	45.85	38.36	28.02	28.49	35.81	89.88	73.31	62.25	32.13	26.62	19.61	51.35	69.28			
Forecasted Load (GW)	51.2	49.8	48.8	48.4	48.7	50.4	54.9	59.4	61.1	61.6	62.0	62.1	62.1	61.8	61.3	61.3	63.0	65.3	64.8	63.4	61.3	58.7	55.0						
Forecast Error %	-2.4%	#####	#DIV/0!	#DIV/0!	#DIV/0!	#DIV/0!	#DIV/0!	#DIV/0!	#DIV/0!	#DIV/0!	#DIV/0!	#DIV/0!	#DIV/0!	#DIV/0!	#DIV/0!	#DIV/0!	#DIV/0!	#DIV/0!	#DIV/0!	#DIV/0!	#DIV/0!	#DIV/0!	#DIV/0!	#DIV/0!	#DIV/0!	#DIV/0!	#DIV/0!		





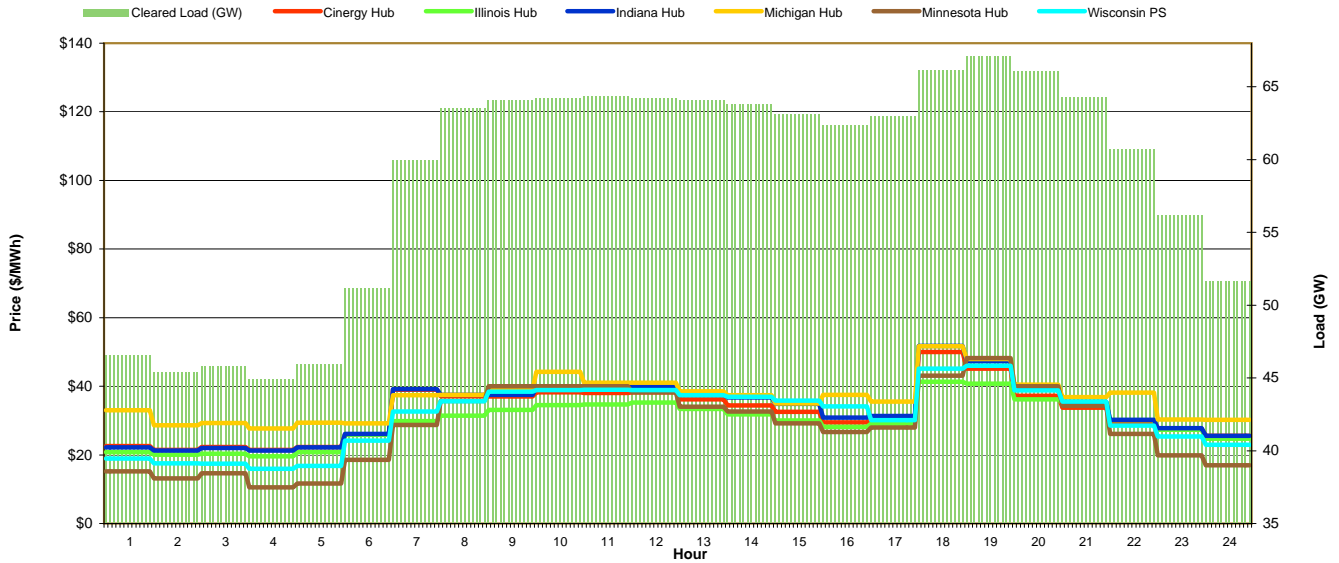
# MISO Daily Report

Tuesday November 8, 2011

Price	<=0	>=100	>=200
Forecast Error %	0-4.9%	5-9.9%	>=10%

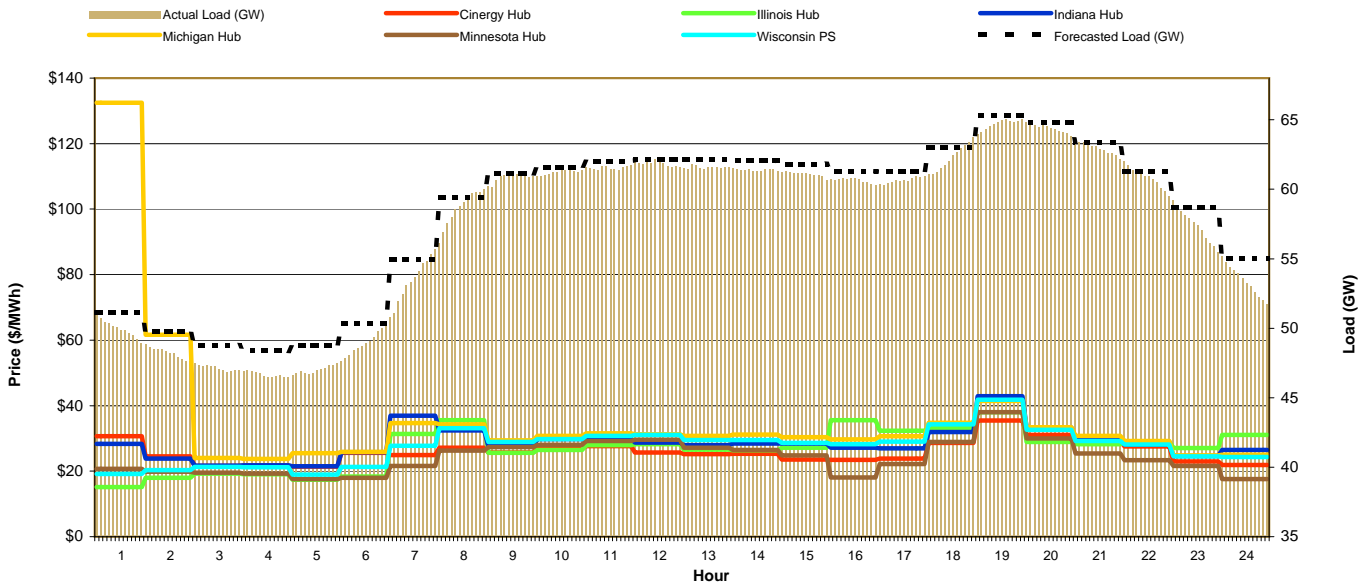
## Day-Ahead Prices and Cleared Load

Hour Ending:																									Avg. Hr \$	
	1	2	3	4	5	6	7	8	9	10	11	12	13	14	15	16	17	18	19	20	21	22	23	24	All	On Pk
Cinergy Hub	22.53	21.49	22.27	21.46	22.32	25.96	39.00	37.13	37.00	38.21	38.06	38.20	36.18	34.43	32.54	29.46	30.30	50.03	45.13	37.23	33.74	29.65	27.65	25.59	32.32	35.93
Illinois Hub	20.77	20.06	20.30	19.55	20.83	25.80	29.83	31.45	33.15	34.54	34.67	35.26	33.41	31.79	30.02	28.15	29.12	41.34	40.76	36.22	35.03	30.16	27.37	24.75	29.76	33.28
Indiana Hub	22.21	21.26	21.98	21.22	22.21	26.13	39.17	37.46	37.52	39.74	39.90	40.10	37.52	36.76	34.84	30.87	31.33	51.78	47.32	38.95	35.48	30.19	27.80	25.55	33.22	37.35
Michigan Hub	33.04	28.67	29.32	27.69	29.34	29.18	37.37	37.50	38.88	44.21	41.00	41.01	38.48	37.38	35.00	37.54	35.57	51.65	47.91	40.46	36.88	38.18	30.34	30.20	36.53	39.50
Minnesota Hub	15.18	13.17	14.64	10.50	11.70	18.52	28.73	35.76	40.00	40.00	40.00	38.21	34.00	32.60	29.22	26.72	27.94	43.07	48.19	40.00	34.37	26.15	19.91	17.01	28.57	34.76
Wisconsin PS	18.94	17.58	17.45	15.96	16.82	24.14	32.60	35.65	38.41	38.90	38.98	38.91	37.41	36.91	35.83	34.15	30.12	45.18	46.02	38.84	35.53	28.51	25.36	22.94	31.30	36.54
Cleared Load (GW)	46.6	45.4	45.8	44.9	46.0	51.2	59.9	63.6	64.1	64.2	64.4	64.2	64.1	63.8	63.2	62.4	63.0	66.1	67.1	66.1	64.3	60.7	56.2	5.2		



## Preliminary Real-Time Prices with Forecasted and Actual System Load

Hour Ending:																									Avg. Hr \$	
	1	2	3	4	5	6	7	8	9	10	11	12	13	14	15	16	17	18	19	20	21	22	23	24	All	On Pk
Cinergy Hub	30.64	24.57	21.56	21.66	21.40	25.55	24.93	27.12	25.70	26.93	27.63	25.73	25.22	25.27	23.59	23.45	23.85	28.61	35.50	31.11	29.17	27.51	22.96	21.87	25.90	26.83
Illinois Hub	15.18	17.93	19.27	19.01	17.38	18.36	31.34	35.56	25.64	26.49	27.98	28.25	26.61	26.38	27.14	35.52	32.38	33.12	38.03	28.90	28.28	29.06	27.06	31.04	26.91	29.78
Indiana Hub	28.36	23.84	21.68	21.79	21.51	25.75	36.96	32.40	27.67	29.76	29.90	28.74	27.93	28.39	28.40	27.12	26.97	31.92	42.93	33.27	30.13	28.17	24.64	26.47	28.53	29.90
Michigan Hub	132.45	61.69	24.07	23.71	25.51	25.87	34.72	34.29	29.38	30.78	31.54	31.30	30.81	31.19	30.36	29.73	30.69	34.79	41.39	33.44	30.80	29.18	24.62	25.00	35.73	31.53
Minnesota Hub	20.71	19.80	19.55	19.27	17.60	17.96	21.63	26.24	27.31	28.05	29.23	29.63	27.19	26.51	24.81	18.12	22.18	28.87	37.96	30.02	25.38	23.39	21.57	17.55	24.19	26.65
Wisconsin PS	19.15	20.35	21.30	21.25	18.92	21.32	27.77	33.08	28.87	29.79	30.80	31.08	29.54	29.47	28.67	28.21	29.01	34.31	41.79	32.64	29.26	28.19	24.52	24.34	27.65	30.57
Forecasted Load (GW)	51.2	49.8	48.8	48.4	48.7	50.4	54.9	59.4	61.1	61.6	62.0	62.1	62.1	62.1	61.8	61.3	61.3	63.0	65.3	64.8	63.4	61.3	58.7	55.0		
Forecast Error %	-2.4%	-3.2%	-3.4%	-3.6%	-3.7%	-3.0%	-2.9%	-1.3%	-0.5%	-0.6%	-0.7%	-0.5%	-0.9%	-1.1%	-1.1%	-1.1%	-1.1%	-1.2%	-1.0%	-0.7%	-0.7%	-0.7%	-2.3%	-3.0%		







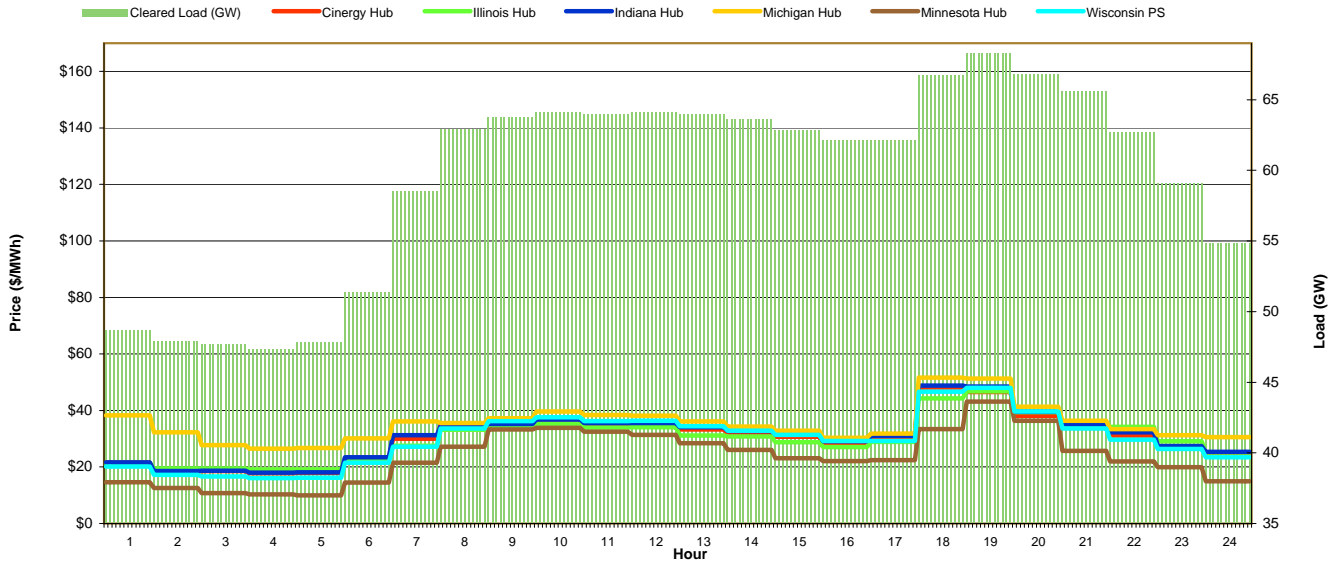
# MISO Daily Report

Wednesday November 9, 2011

Price	<=0	>=100	>=200
Forecast Error %	0-4.9%	5-9.9%	>=10%

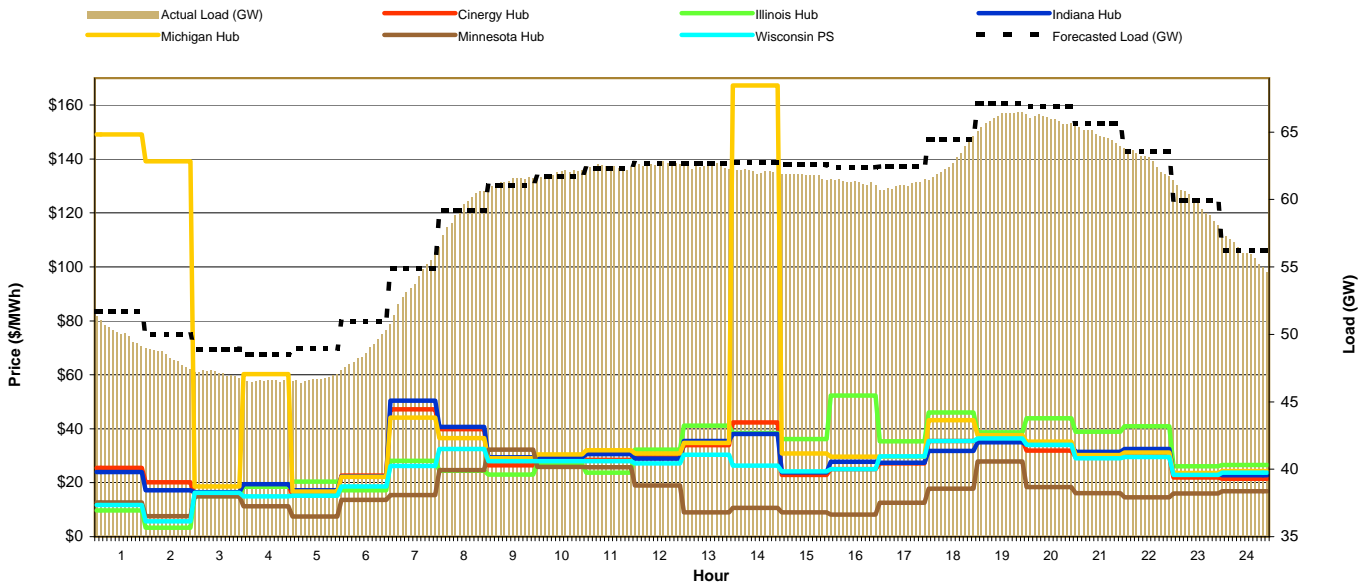
## Day-Ahead Prices and Cleared Load

Hour Ending:																									Avg. Hr \$	
	1	2	3	4	5	6	7	8	9	10	11	12	13	14	15	16	17	18	19	20	21	22	23	24	All	On Pk
Cinergy Hub	21.49	18.36	18.52	17.78	17.84	23.08	30.04	35.10	34.11	35.83	34.44	34.76	33.33	32.09	30.67	28.40	30.19	48.13	46.55	38.00	33.92	31.13	26.90	25.19	30.24	34.60
Illinois Hub	21.36	19.51	19.45	19.09	19.19	22.76	27.51	33.16	34.38	35.36	33.97	34.13	31.15	30.85	28.72	27.12	28.92	44.29	46.72	39.39	34.22	34.19	29.07	25.16	29.99	34.10
Indiana Hub	21.62	18.57	18.68	18.06	18.17	23.47	31.29	34.60	35.20	36.83	35.52	35.60	34.14	32.71	31.54	29.15	31.05	48.86	48.51	39.58	35.11	32.28	27.43	25.37	30.97	35.51
Michigan Hub	38.23	32.23	27.80	26.49	26.74	30.09	36.11	35.60	37.30	39.61	38.34	38.18	36.09	34.36	32.81	30.38	31.78	51.69	51.36	41.30	36.36	33.45	31.22	30.56	35.34	37.49
Minnesota Hub	14.57	12.54	10.74	10.36	10.01	14.55	21.57	27.19	33.29	33.90	32.45	31.35	28.43	26.06	23.15	22.13	22.42	33.42	43.19	36.32	25.73	22.02	19.88	15.00	23.76	28.81
Wisconsin PS	20.17	17.25	16.67	16.03	16.16	21.48	27.18	33.69	36.22	37.56	36.23	36.33	34.49	32.90	31.39	29.17	29.28	46.66	48.08	39.61	33.69	29.73	26.39	23.45	29.99	35.09
Cleared Load (GW)	48.7	47.9	47.7	47.4	47.8	51.4	58.5	63.0	63.8	64.2	64.0	64.1	64.0	63.6	62.9	62.1	62.2	66.8	68.3	66.8	65.6	62.7	59.1	5.5		



## Preliminary Real-Time Prices with Forecasted and Actual System Load

Hour Ending:																									Avg. Hr \$	
	1	2	3	4	5	6	7	8	9	10	11	12	13	14	15	16	17	18	19	20	21	22	23	24	All	On Pk
Cinergy Hub	25.51	20.11	15.29	19.28	15.25	22.62	47.23	39.87	26.50	27.66	28.42	29.40	33.93	42.40	22.91	25.00	27.16	35.45	35.72	31.92	29.55	29.77	21.92	21.42	28.10	30.47
Illinois Hub	9.72	3.36	15.01	18.55	20.35	17.17	28.06	24.47	23.02	26.87	23.70	32.31	41.12	38.45	36.18	52.33	35.36	46.05	38.67	43.95	38.89	40.94	26.09	26.61	29.47	35.53
Indiana Hub	24.00	17.23	16.54	19.40	17.19	22.28	50.39	40.64	29.37	29.29	30.63	29.00	35.43	38.13	23.86	27.75	27.45	31.82	34.96	34.05	31.45	32.52	23.35	22.82	28.73	31.23
Michigan Hub	149.07	139.16	18.60	60.26	16.69	22.16	44.11	36.59	29.06	30.43	32.06	30.90	34.80	167.24	30.80	29.70	29.69	43.20	37.65	35.27	30.31	31.17	23.66	24.33	46.95	40.78
Minnesota Hub	12.70	7.56	14.97	11.24	7.49	13.70	15.41	24.65	32.26	25.86	25.74	19.00	9.00	10.62	9.02	8.24	12.56	17.78	27.86	18.43	16.13	14.54	15.99	16.83	16.15	17.98
Wisconsin PS	11.72	5.70	16.25	14.99	15.24	18.66	26.27	32.53	28.02	27.97	27.98	27.20	30.33	26.33	24.26	24.99	29.83	35.49	36.41	34.11	29.03	29.54	22.92	23.75	24.98	29.18
Forecasted Load (GW)	51.7	50.0	48.9	48.5	49.0	50.9	54.9	59.1	61.0	61.7	62.3	62.7	62.7	62.6	62.4	62.4	64.4	67.1	66.9	65.6	63.5	59.9	56.2			
Forecast Error %	-3.1%	-3.4%	-3.8%	-4.2%	-4.8%	-4.6%	-2.4%	0.0%	0.6%	0.4%	0.2%	0.0%	-0.4%	-1.0%	-1.3%	-1.8%	-2.3%	-2.5%	-1.6%	-1.4%	-1.3%	-1.0%	-0.2%	-0.1%		





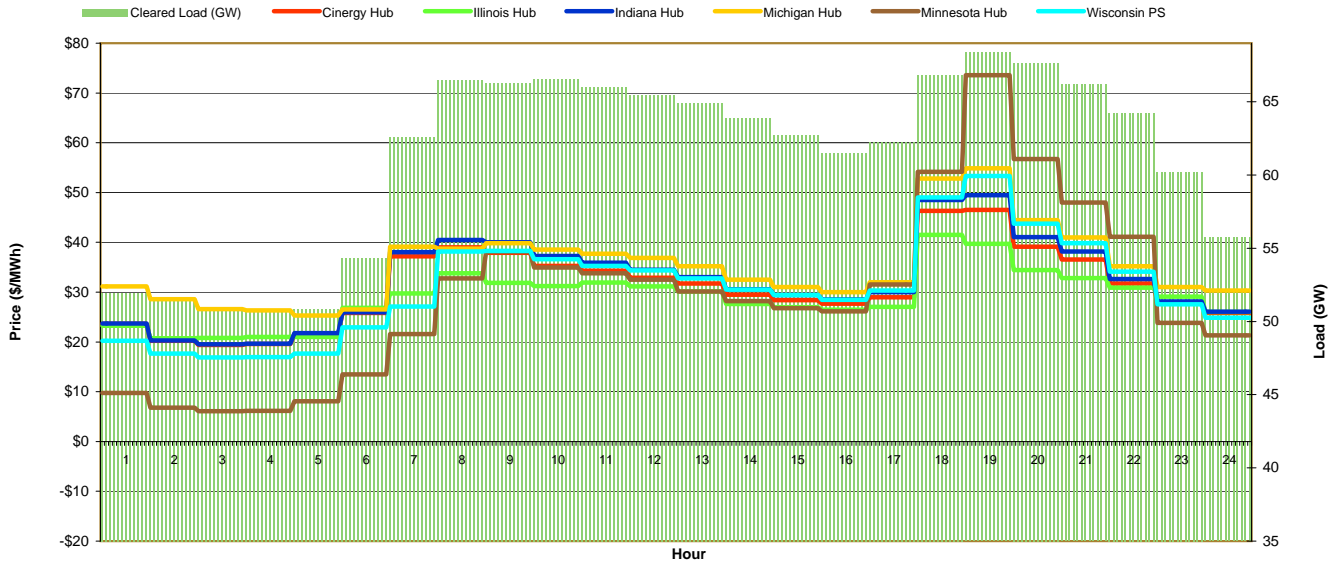
# MISO Daily Report

Thursday November 10, 2011

Price	<=0	>=100	>=200
Forecast Error %	0-4.9%	5-9.9%	>=10%

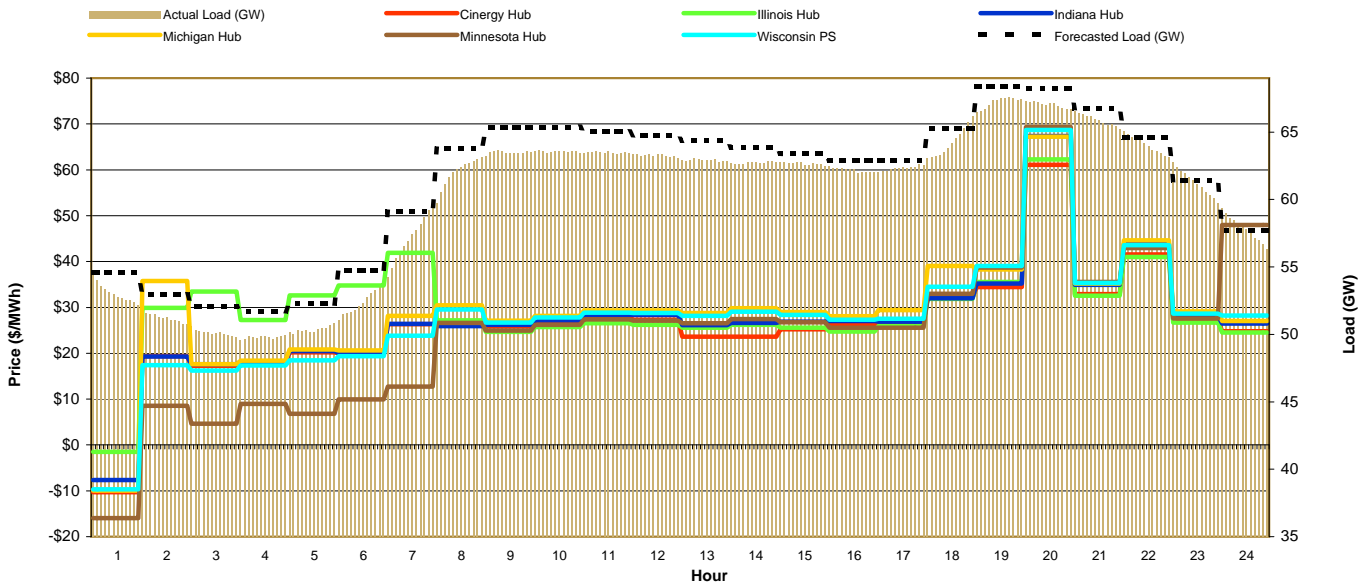
## Day-Ahead Prices and Cleared Load

Hour Ending:																									Avg. Hr \$	
	1	2	3	4	5	6	7	8	9	10	11	12	13	14	15	16	17	18	19	20	21	22	23	24	All	On Pk
Cinergy Hub	23.62	20.25	19.37	19.57	21.56	25.81	37.17	39.00	37.90	35.30	34.33	32.88	31.75	29.48	28.38	27.67	28.98	46.32	46.53	39.11	36.55	31.74	27.76	25.82	31.12	34.61
Illinois Hub	23.22	20.74	20.79	20.99	21.03	26.86	29.74	33.82	31.88	31.24	31.95	31.14	30.11	27.60	26.99	26.44	27.02	41.51	39.73	34.45	32.80	30.88	29.08	26.02	29.00	31.67
Indiana Hub	23.71	20.29	19.50	19.63	21.76	25.96	38.04	40.50	40.00	37.28	35.94	34.50	33.03	30.55	29.43	28.54	29.99	48.49	49.46	41.07	38.18	32.64	28.15	26.10	32.20	36.11
Michigan Hub	31.15	28.60	26.62	26.31	25.34	26.50	39.15	38.71	39.86	38.52	37.71	36.89	35.18	32.51	31.04	29.99	32.02	52.81	54.88	44.44	40.96	35.20	31.05	30.33	35.24	38.24
Minnesota Hub	9.74	6.78	6.12	6.17	8.09	13.49	21.60	32.74	38.10	34.97	33.80	32.49	30.13	28.23	26.76	26.15	31.52	54.14	73.58	56.71	47.97	41.15	23.80	21.34	29.40	38.27
Wisconsin PS	20.24	17.65	16.88	16.98	17.68	22.95	27.08	38.15	38.32	36.61	35.30	34.34	32.77	30.50	29.41	28.44	30.33	49.02	53.31	43.74	39.86	34.09	27.56	24.87	31.08	36.36
Cleared Load (GW)	51.9	51.5	50.9	50.8	50.8	54.3	62.6	66.5	66.3	66.6	66.0	65.5	64.9	63.9	62.7	61.5	62.3	66.8	68.4	67.6	66.2	64.2	60.2	5.6		



## Preliminary Real-Time Prices with Forecasted and Actual System Load

Hour Ending:																									Avg. Hr \$	
	1	2	3	4	5	6	7	8	9	10	11	12	13	14	15	16	17	18	19	20	21	22	23	24	All	On Pk
Cinergy Hub	-10.27	19.38	17.29	18.02	20.21	19.97	26.37	26.13	25.86	26.78	27.74	27.31	23.59	23.60	25.24	26.27	26.66	32.17	34.43	61.08	32.91	41.56	27.41	24.78	26.02	30.55
Illinois Hub	-1.49	29.88	33.46	27.26	32.60	34.81	41.90	27.17	24.69	25.70	26.54	26.17	25.58	26.23	25.58	24.73	25.90	31.88	35.56	62.26	32.56	41.00	26.67	24.49	29.63	30.51
Indiana Hub	-7.63	19.29	17.60	18.20	20.44	20.09	26.41	25.92	26.20	27.18	28.34	28.33	26.13	26.63	26.86	27.05	26.91	31.96	35.20	67.38	34.91	43.84	28.11	26.49	27.16	31.93
Michigan Hub	-9.95	35.77	17.60	18.39	20.80	20.62	28.12	30.43	27.12	28.12	29.35	29.36	28.75	29.81	29.02	28.06	29.39	39.04	38.24	67.20	35.19	44.63	29.11	27.06	29.22	33.93
Minnesota Hub	-15.97	8.57	4.64	8.93	6.83	9.91	12.72	26.64	24.97	26.20	27.40	27.13	26.56	27.42	26.74	25.57	25.55	32.97	38.67	69.33	35.53	42.97	27.62	47.98	24.79	31.95
Wisconsin PS	-9.70	17.41	16.19	17.33	18.45	19.34	23.82	29.55	26.72	27.80	28.86	28.81	28.18	29.05	28.39	27.31	27.53	34.49	39.03	68.68	35.33	43.58	28.64	28.23	27.62	33.24
Forecasted Load (GW)	54.6	53.0	52.0	51.7	52.3	54.7	59.1	63.8	65.3	65.4	65.1	64.8	64.4	63.9	63.4	62.9	62.9	65.3	68.4	68.2	66.8	64.6	61.4	57.7		
Forecast Error %	-3.0%	-3.4%	-3.9%	-4.0%	-3.9%	-4.5%	-3.5%	-2.9%	-2.9%	-2.9%	-2.5%	-2.4%	-2.3%	-1.9%	-1.2%	-1.2%	-1.0%	-1.6%	-1.8%	-1.8%	-1.3%	-0.9%	-0.3%	0.2%		





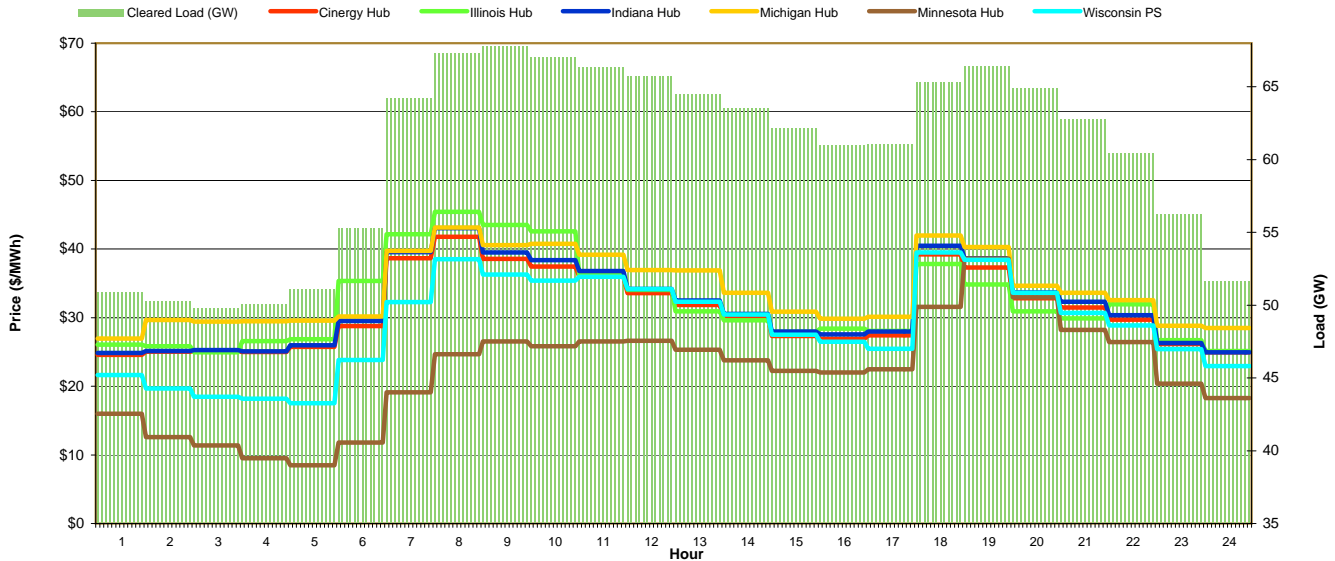
# MISO Daily Report

Friday November 11, 2011

Price	<=0	>=100	>=200
Forecast Error %	0-4.9%	5-9.9%	>=10%

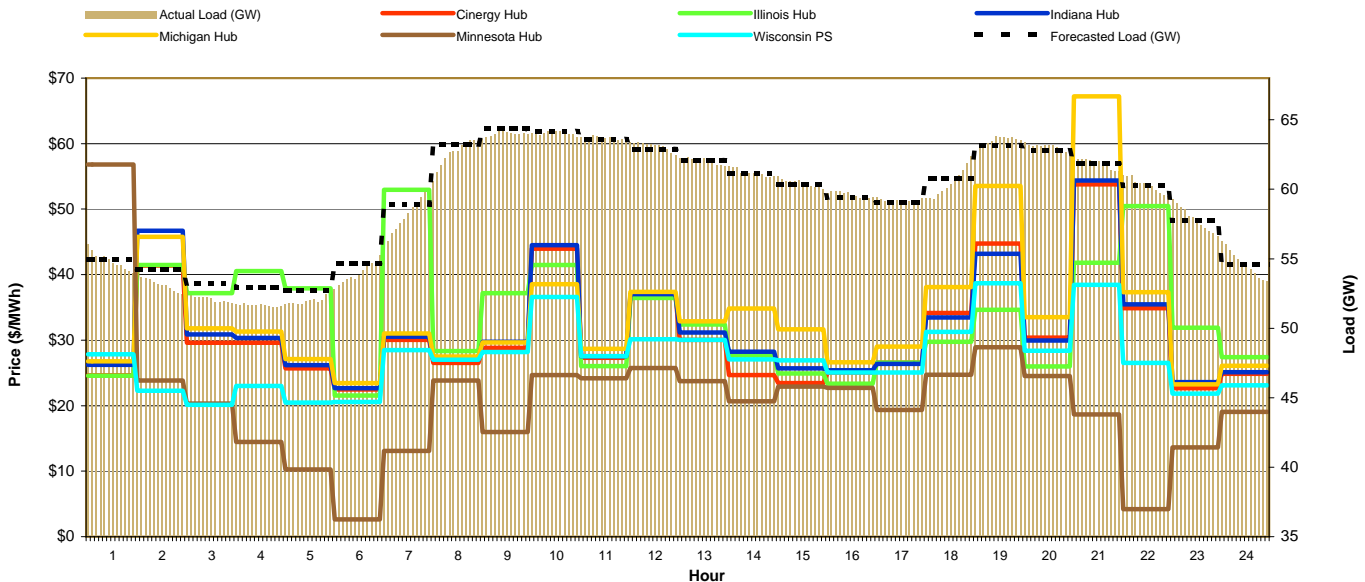
## Day-Ahead Prices and Cleared Load

Hour Ending:																									Avg. Hr \$	
	1	2	3	4	5	6	7	8	9	10	11	12	13	14	15	16	17	18	19	20	21	22	23	24	All	On Pk
Cinergy Hub	24.60	25.04	25.11	24.98	25.76	28.78	38.64	41.77	38.57	37.47	36.00	33.57	31.86	30.07	27.32	26.90	27.42	39.21	37.31	32.81	31.50	29.72	26.15	24.93	31.06	32.98
Illinois Hub	26.09	25.82	24.94	26.56	26.84	35.37	42.18	45.42	43.51	42.59	36.20	34.05	30.93	29.63	27.94	28.38	28.09	37.84	34.82	30.91	29.88	31.94	26.73	25.13	32.16	33.68
Indiana Hub	24.87	25.15	25.27	25.08	25.99	29.52	39.57	43.05	39.52	38.38	36.78	34.17	32.52	30.53	27.96	27.58	27.97	40.49	38.68	33.69	32.31	30.35	26.32	24.93	31.70	33.77
Michigan Hub	26.97	29.65	29.41	29.47	29.57	30.15	39.73	43.16	40.57	40.78	39.16	36.93	36.88	33.63	30.85	29.86	30.13	41.97	40.29	34.66	33.62	32.55	28.84	28.49	34.06	35.87
Minnesota Hub	16.01	12.59	11.36	9.52	8.48	11.79	19.14	24.67	26.52	25.82	26.55	26.65	25.30	23.79	22.25	22.02	22.46	31.59	38.63	32.97	28.21	26.43	20.40	18.27	22.14	26.52
Wisconsin PS	21.62	19.69	18.48	18.21	17.55	23.82	32.29	38.50	36.31	35.40	35.97	34.19	32.33	30.47	27.50	26.49	25.48	39.49	38.43	33.61	30.70	28.88	25.43	22.96	28.91	32.45
Cleared Load (GW)	50.9	50.3	49.8	50.1	51.1	55.3	64.2	67.3	67.8	67.0	66.4	65.7	64.5	63.5	62.2	61.0	61.1	65.4	66.5	64.9	62.8	60.5	56.3	52		



## Preliminary Real-Time Prices with Forecasted and Actual System Load

Hour Ending:																									Avg. Hr \$	
	1	2	3	4	5	6	7	8	9	10	11	12	13	14	15	16	17	18	19	20	21	22	23	24	All	On Pk
Cinergy Hub	24.62	41.38	29.58	29.60	25.71	22.47	30.02	26.54	28.80	43.97	27.30	36.80	30.05	24.67	23.44	25.07	26.59	34.15	44.75	30.36	53.77	34.87	22.68	24.88	30.92	32.11
Illinois Hub	24.57	41.49	37.15	40.52	37.93	21.53	52.94	28.33	37.17	41.45	26.02	36.44	32.38	27.66	24.91	23.36	26.59	29.76	34.62	25.98	41.79	50.47	31.90	27.40	33.43	32.43
Indiana Hub	26.23	46.71	30.86	30.32	26.16	22.69	30.54	27.03	29.76	44.50	27.54	37.03	31.15	28.23	25.71	25.38	26.36	33.44	43.18	29.94	54.36	35.46	23.57	25.11	31.72	32.67
Michigan Hub	26.79	45.75	31.78	31.32	27.09	23.43	31.01	27.49	29.66	38.56	28.65	37.38	32.88	34.82	31.65	26.61	29.02	38.08	53.52	33.51	67.20	37.32	23.24	26.07	33.87	35.60
Minnesota Hub	56.79	23.82	20.30	14.44	10.27	2.64	13.11	23.86	15.95	24.68	24.20	25.72	23.75	20.65	22.92	22.72	19.35	24.73	28.90	24.54	18.66	4.19	13.63	19.03	20.79	21.15
Wisconsin PS	27.84	22.27	20.12	23.02	20.47	20.57	28.47	27.02	28.18	36.57	27.55	30.16	30.06	27.05	26.94	25.04	25.08	31.26	38.71	28.39	38.42	26.51	21.84	23.12	27.28	29.30
Forecasted Load (GW)	55.0	54.2	53.2	52.9	52.7	54.7	58.9	63.2	64.3	64.2	63.6	62.9	62.1	61.1	60.3	59.4	59.1	60.8	63.1	62.8	61.8	60.2	57.7	54.6		
Forecast Error %	-0.2%	-2.0%	-2.1%	-2.5%	-1.3%	-1.4%	-1.0%	-0.6%	-0.2%	0.1%	0.3%	0.0%	0.2%	0.2%	0.4%	0.3%	-0.5%	0.2%	0.5%	0.4%	0.1%	0.1%	0.2%	0.2%		





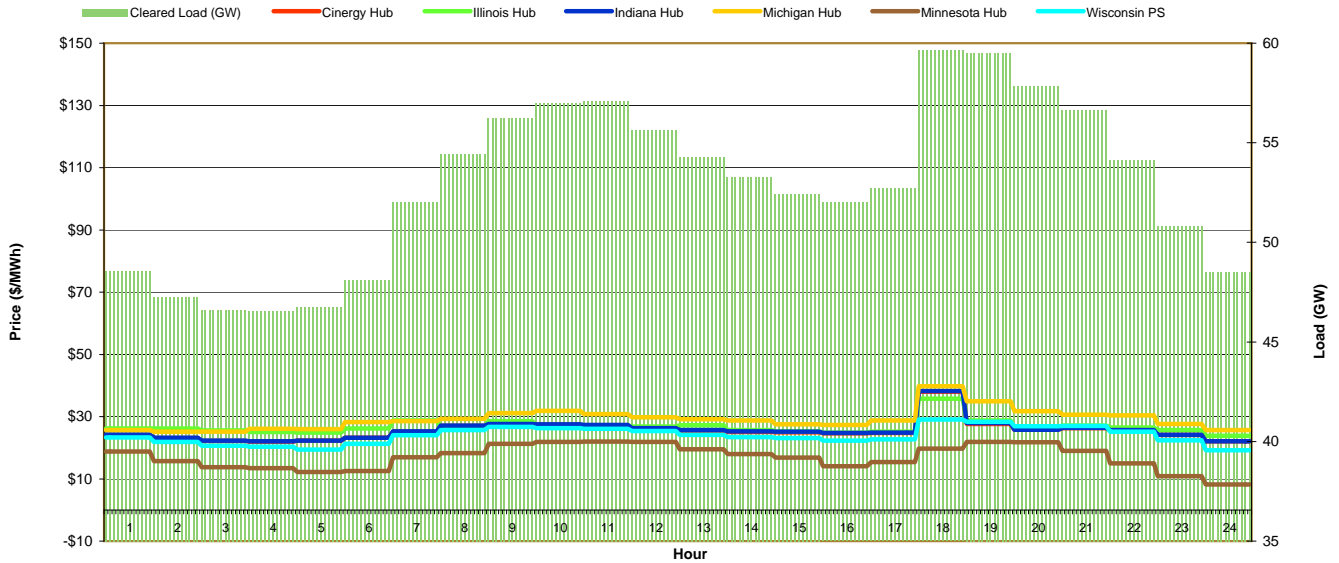
# MISO Daily Report

Saturday November 12, 2011

Price	<=0	>=100	>=200
Forecast Error %	0-4.9%	5-9.9%	>=10%

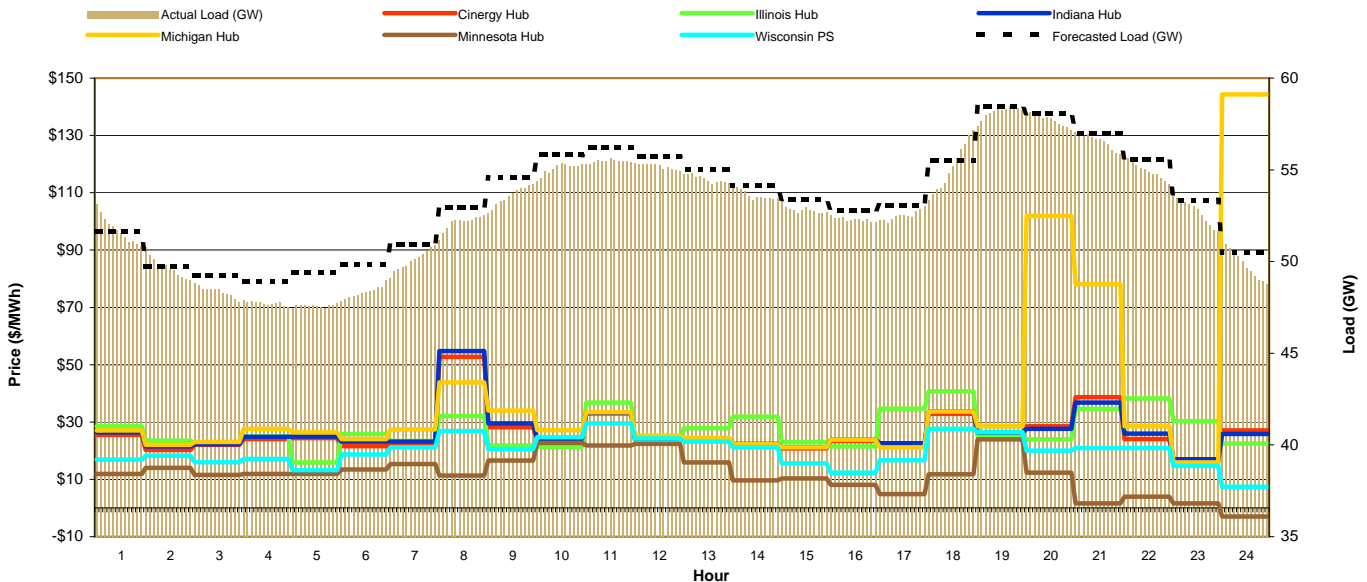
## Day-Ahead Prices and Cleared Load

Hour Ending:																									Avg. Hr \$	
	1	2	3	4	5	6	7	8	9	10	11	12	13	14	15	16	17	18	19	20	21	22	23	24	All	On Pk
Cinergy Hub	24.08	23.10	22.17	22.00	22.25	23.21	25.19	27.00	27.46	27.32	27.15	26.13	25.49	25.09	24.99	24.65	24.72	38.00	27.68	25.74	26.28	25.75	24.11	22.08	25.49	26.72
Illinois Hub	26.21	26.18	25.53	25.07	24.89	26.20	28.72	26.60	28.55	27.03	27.13	26.79	27.25	25.69	25.22	24.87	25.13	35.80	28.78	26.08	27.13	26.52	25.73	23.81	26.70	27.14
Indiana Hub	24.20	23.22	22.25	22.06	22.31	23.24	25.28	27.11	27.65	27.49	27.31	26.32	25.65	25.25	25.14	24.79	24.88	38.20	27.92	25.80	26.38	25.72	24.11	22.07	25.60	26.86
Michigan Hub	25.68	25.17	25.17	26.06	26.02	28.27	28.61	29.31	31.10	31.85	30.84	29.80	29.21	28.78	27.52	27.33	28.77	39.79	34.89	31.75	30.63	30.41	27.59	25.72	29.18	30.60
Minnesota Hub	18.78	15.72	13.71	13.44	12.22	12.55	16.99	18.31	21.31	21.91	22.01	21.85	19.54	17.94	16.86	14.09	15.37	19.69	21.92	21.77	18.97	14.95	10.89	8.21	17.04	18.59
Wisconsin PS	23.27	21.91	20.63	20.30	19.40	21.27	24.06	25.65	26.69	26.29	26.14	25.39	24.10	23.37	23.07	22.34	22.75	29.09	28.38	26.89	27.04	25.20	22.36	19.21	23.95	25.30
Cleared Load (GW)	48.6	47.3	46.6	46.6	46.8	48.1	52.0	54.4	56.3	57.0	57.1	55.6	54.3	53.3	52.4	52.0	52.7	59.6	59.5	57.8	56.6	54.1	50.8	4.9		



## Preliminary Real-Time Prices with Forecasted and Actual System Load

Hour Ending:																									Avg. Hr \$	
	1	2	3	4	5	6	7	8	9	10	11	12	13	14	15	16	17	18	19	20	21	22	23	24	All	On Pk
Cinergy Hub	25.48	20.24	22.07	24.00	24.37	21.55	21.65	52.80	28.19	23.51	33.00	24.17	23.78	21.64	20.84	23.39	21.53	32.91	25.86	28.47	38.68	24.00	15.86	27.02	26.04	27.41
Illinois Hub	28.57	23.49	22.60	24.96	15.86	25.83	23.43	32.12	21.78	21.43	36.76	23.39	27.81	31.84	22.93	21.47	34.69	40.71	25.04	23.93	34.52	38.25	30.27	22.47	27.26	29.18
Indiana Hub	26.42	21.44	22.25	24.79	24.90	23.11	23.14	54.73	29.58	24.21	33.36	24.33	24.16	22.43	21.17	23.85	22.61	33.63	26.42	27.59	36.83	25.95	16.98	25.88	26.66	27.99
Michigan Hub	27.11	22.06	23.10	27.58	26.42	24.10	27.37	43.86	33.95	27.21	33.43	25.32	24.46	22.30	21.19	23.80	21.16	33.67	28.50	<b>101.85</b>	78.08	28.56	15.67	<b>144.34</b>	36.89	35.20
Minnesota Hub	11.90	13.96	11.58	11.86	11.85	13.42	15.30	11.30	16.55	22.68	21.80	22.41	15.90	9.62	10.31	8.04	4.89	11.74	23.91	12.36	1.56	3.92	1.58	-2.94	11.90	12.41
Wisconsin PS	16.93	18.23	15.98	17.14	13.25	18.74	21.18	26.82	20.59	24.75	29.54	24.23	23.17	21.10	15.54	12.28	16.69	27.65	26.49	20.03	20.93	20.92	14.73	7.46	19.76	21.59
Forecasted Load (GW)	51.6	49.7	49.3	48.9	49.4	49.8	50.9	52.9	54.6	55.8	56.2	55.7	55.0	54.1	53.4	52.8	53.1	55.5	58.5	58.0	57.0	55.6	53.4	50.5		
Forecast Error %	0.1%	-0.1%	-1.9%	-2.5%	-3.9%	-3.1%	-1.8%	-1.6%	-1.9%	-1.4%	-1.4%	-1.0%	-0.9%	-1.1%	-1.0%	-1.1%	-1.1%	-0.7%	-0.6%	-5.0%	-0.8%	-1.1%	-1.2%	-1.2%		





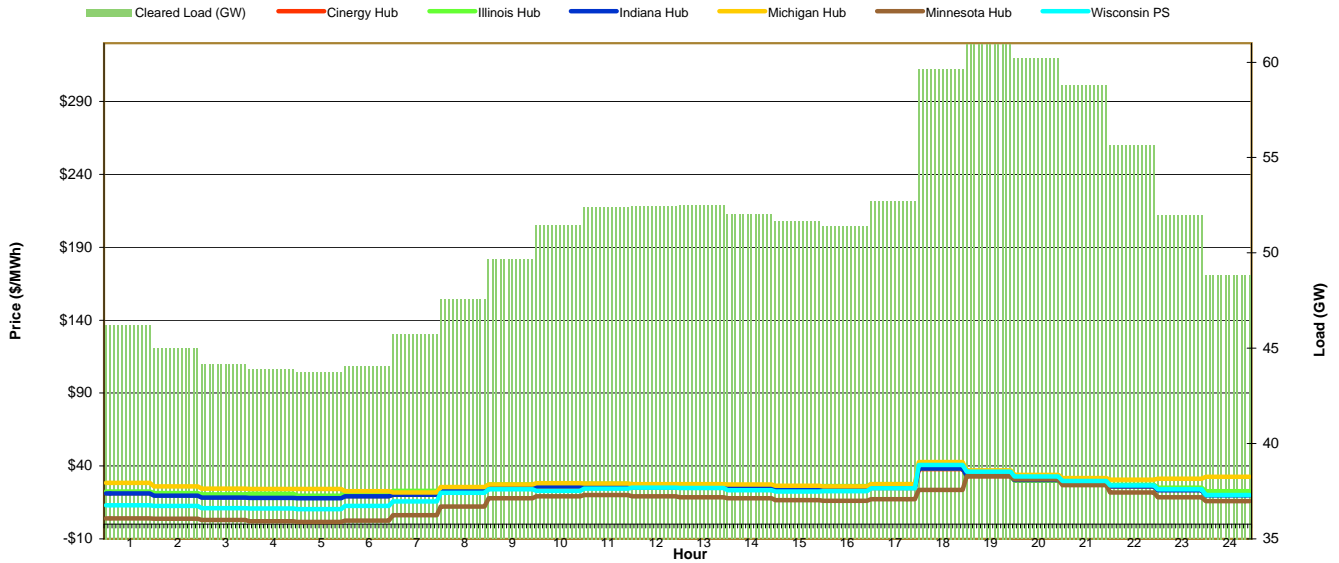
# MISO Daily Report

Sunday November 13, 2011

Price	<=0	>=100	>=200
Forecast Error %	0-4.9%	5-9.9%	>=10%

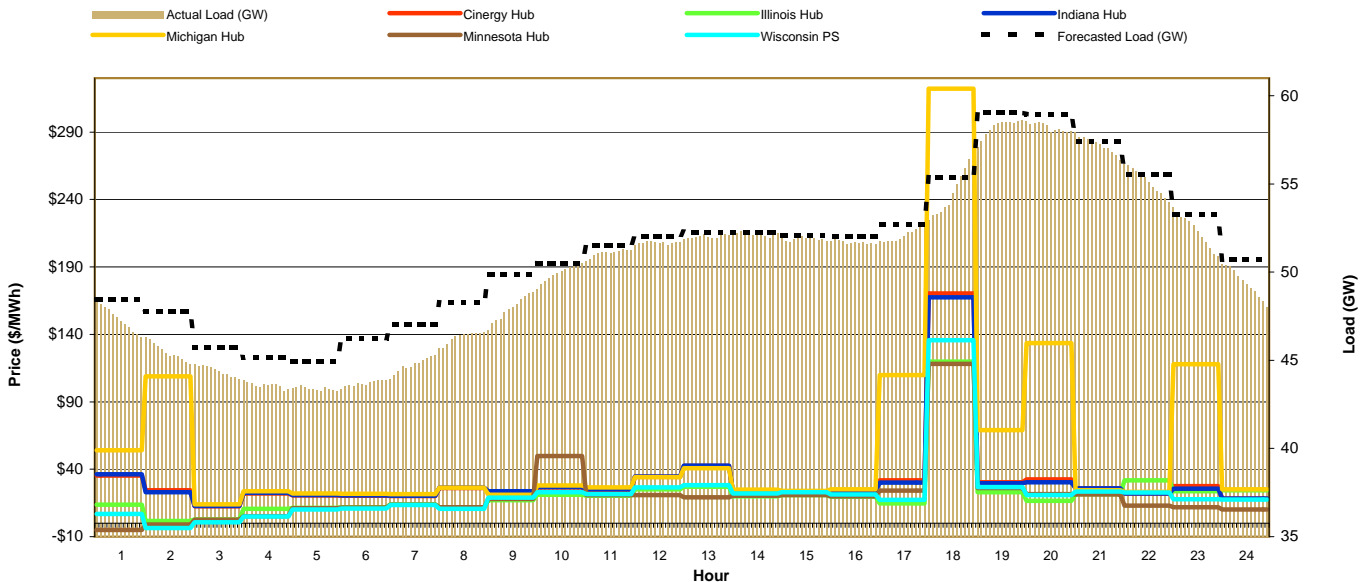
## Day-Ahead Prices and Cleared Load

Hour Ending:																									Avg. Hr \$	
	1	2	3	4	5	6	7	8	9	10	11	12	13	14	15	16	17	18	19	20	21	22	23	24	All	On Pk
Cinergy Hub	21.40	20.00	18.59	18.30	18.27	19.50	20.40	23.64	24.45	25.66	26.01	25.37	25.40	25.00	24.76	24.52	24.93	37.94	33.00	30.08	28.25	25.95	23.67	20.54	24.40	26.79
Illinois Hub	22.38	21.33	20.57	20.97	19.56	21.48	22.94	24.53	27.37	26.71	27.65	27.17	26.80	26.63	25.24	26.17	27.60	38.50	33.18	30.04	27.99	27.08	25.12	22.66	25.82	27.99
Indiana Hub	21.17	19.71	18.36	18.05	17.97	19.24	20.33	23.47	24.70	25.91	26.25	25.58	25.56	25.17	24.80	24.69	25.04	38.19	33.28	30.32	28.48	25.89	23.36	19.90	24.39	26.92
Michigan Hub	28.35	25.97	24.52	24.22	24.14	22.66	21.92	25.58	27.27	28.26	28.08	27.55	27.48	27.24	26.34	25.96	27.46	42.57	36.87	34.00	31.65	30.54	31.26	32.68	28.44	29.88
Minnesota Hub	4.03	3.84	3.01	2.05	1.65	2.59	6.34	12.16	17.80	19.30	20.00	19.17	18.54	17.86	16.58	16.03	17.28	23.60	33.07	30.84	26.78	21.73	18.56	15.93	15.36	20.58
Wisconsin PS	12.97	12.71	11.04	10.92	10.38	12.59	15.79	21.69	24.11	22.89	24.54	25.16	24.80	23.39	22.56	22.61	24.69	40.69	36.02	32.78	29.70	26.56	23.95	19.97	22.19	26.63
Cleared Load (GW)	46.2	45.0	44.2	43.9	43.7	44.0	45.7	47.6	49.7	51.5	52.4	52.5	52.0	51.7	51.4	52.7	59.6	61.0	60.2	58.8	55.6	52.0	4.9			



## Preliminary Real-Time Prices with Forecasted and Actual System Load

Hour Ending:																									Avg. Hr \$	
	1	2	3	4	5	6	7	8	9	10	11	12	13	14	15	16	17	18	19	20	21	22	23	24	All	On Pk
Cinergy Hub	35.26	24.42	12.51	21.97	20.56	20.27	20.25	26.09	23.47	26.46	24.86	34.31	42.35	23.68	23.05	23.80	31.70	170.24	30.36	32.45	25.77	27.44	18.33	31.73	36.75	
Illinois Hub	13.75	1.73	2.78	10.66	11.27	11.75	13.86	11.91	17.12	21.06	20.36	25.00	27.10	19.84	20.79	19.76	14.76	119.71	22.87	16.46	21.44	31.68	23.79	24.38	21.83	27.10
Indiana Hub	36.30	22.94	12.87	22.39	20.79	20.50	20.45	26.37	23.62	26.76	25.19	34.62	42.67	23.97	23.19	23.97	30.12	167.53	29.65	30.32	25.88	22.13	25.48	18.28	31.50	36.34
Michigan Hub	54.11	108.87	13.85	23.70	22.04	21.68	21.49	26.40	20.99	28.07	26.44	34.05	40.69	24.85	23.98	25.01	109.81	322.14	69.03	133.50	24.32	23.11	118.00	25.17	55.89	65.65
Minnesota Hub	-4.91	-1.00	2.55	5.22	11.05	11.55	13.72	11.89	17.88	49.81	20.84	20.89	19.26	20.32	20.94	19.88	24.14	118.17	25.99	21.53	21.31	13.13	11.88	10.25	20.26	27.37
Wisconsin PS	6.81	-3.60	0.66	5.01	10.15	10.85	13.61	10.69	18.89	23.06	21.64	26.47	28.27	21.93	23.02	21.29	17.21	135.79	26.81	20.74	23.42	22.70	17.84	17.59	21.70	28.73
Forecasted Load (GW)	48.4	47.8	45.7	45.1	44.9	46.2	47.1	48.3	49.9	50.5	51.5	52.0	52.3	52.2	52.0	52.0	52.7	55.4	59.1	58.9	57.4	55.5	53.3	50.7		
Forecast Error %	-2.3%	-5.0%	-3.0%	-3.6%	-3.6%	-5.9%	-5.3%	-4.4%	-4.1%	-1.2%	-0.9%	-0.6%	-0.2%	-0.3%	-0.7%	-1.2%	-1.6%	-1.5%	-1.3%	-0.4%	-0.7%	-1.8%	-2.6%			





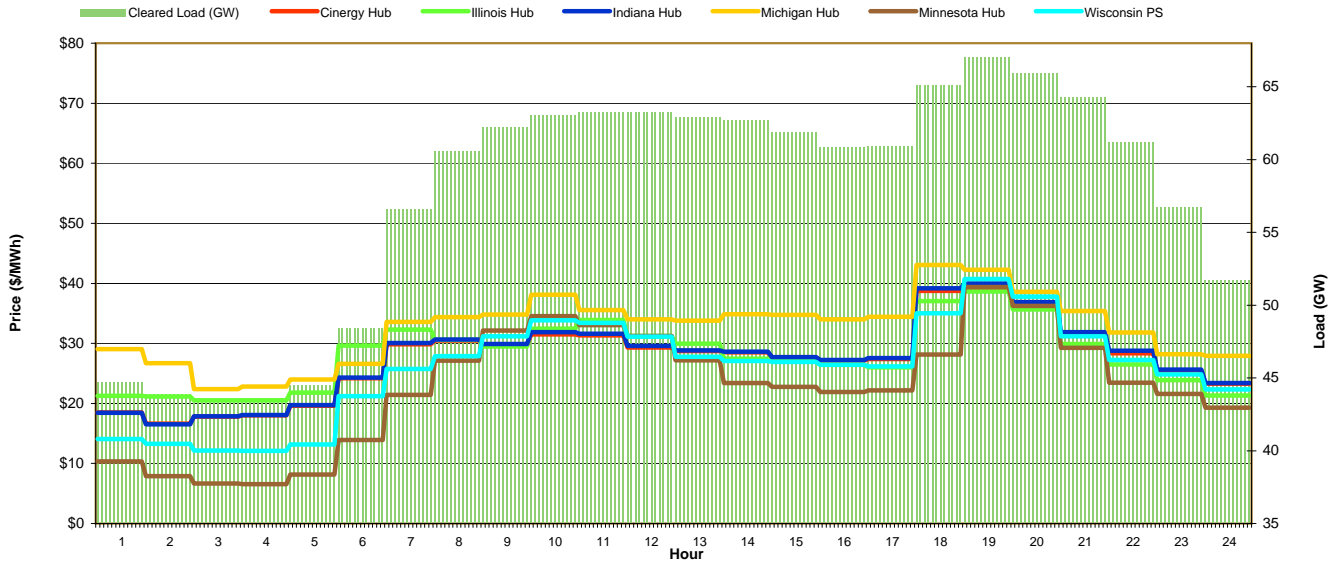
# MISO Daily Report

Monday November 14, 2011

Price	<=0	>=100	>=200
Forecast Error %	0-4.9%	5-9.9%	>=10%

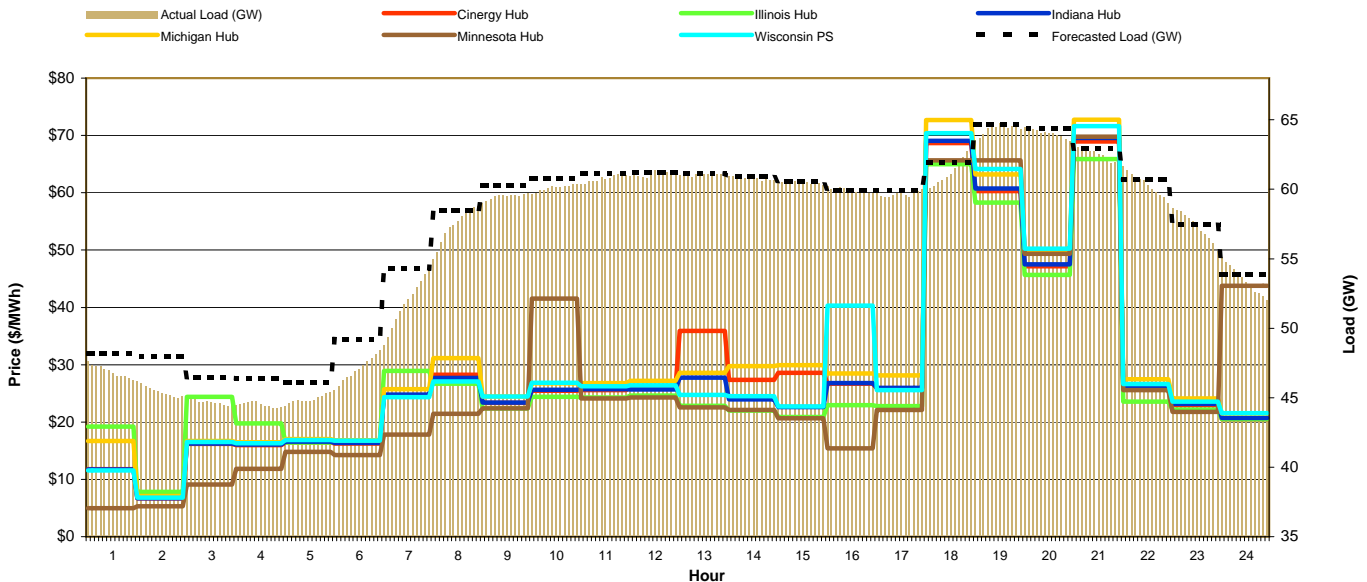
## Day-Ahead Prices and Cleared Load

Hour Ending:																									Avg. Hr \$	
	1	2	3	4	5	6	7	8	9	10	11	12	13	14	15	16	17	18	19	20	21	22	23	24	All	On Pk
Cinergy Hub	18.48	16.63	17.79	18.01	19.60	24.19	29.83	30.46	29.69	31.50	31.36	29.34	28.71	28.53	27.64	27.14	27.38	38.76	39.05	36.41	31.33	28.38	25.46	23.30	27.46	30.70
Illinois Hub	21.26	21.15	20.51	20.51	21.82	29.63	30.61	29.47	32.45	33.91	31.25	29.95	27.44	27.07	26.43	26.02	37.02	38.63	35.67	29.92	26.51	23.88	21.33	28.11	30.39	
Indiana Hub	18.43	16.54	17.88	18.09	19.73	24.31	30.04	30.66	29.89	31.87	31.60	29.56	28.85	28.64	27.72	27.26	27.55	39.18	39.97	36.87	31.85	28.79	25.61	23.40	27.68	30.99
Michigan Hub	29.05	26.69	22.38	22.80	23.96	26.58	33.57	34.36	34.81	38.12	35.57	33.98	33.77	34.88	34.73	34.00	34.41	43.05	42.29	38.57	35.38	31.82	28.22	27.92	32.54	35.50
Minnesota Hub	10.35	7.90	6.68	6.54	8.18	13.90	21.44	27.12	32.12	34.53	33.03	31.25	27.17	23.38	22.76	21.93	22.15	28.13	39.39	36.26	29.24	23.47	21.60	19.31	22.83	28.35
Wisconsin PS	14.09	13.29	12.17	12.11	13.19	21.21	25.72	27.89	31.18	33.86	33.43	31.15	27.79	27.05	26.94	26.45	26.20	35.00	40.70	37.79	31.18	27.23	24.86	22.32	25.95	30.54
Cleared Load (GW)	44.7	43.9	43.4	43.6	44.5	48.5	56.6	60.6	62.3	63.1	63.3	63.3	62.9	62.7	61.9	60.9	61.0	65.1	67.1	66.0	64.3	61.2	56.8	52		



## Preliminary Real-Time Prices with Forecasted and Actual System Load

Hour Ending:																									Avg. Hr \$	
	1	2	3	4	5	6	7	8	9	10	11	12	13	14	15	16	17	18	19	20	21	22	23	24	All	On Pk
Cinergy Hub	11.77	6.69	16.17	15.97	16.47	16.24	24.67	28.24	23.34	25.48	25.57	26.07	35.87	27.34	28.58	26.69	25.88	68.66	60.30	47.18	68.97	26.02	22.95	20.49	28.98	35.45
Illinois Hub	19.19	7.79	24.37	19.76	16.39	16.78	28.93	26.69	22.41	24.40	24.30	24.61	22.82	21.97	20.90	22.96	22.80	65.00	58.31	45.68	65.89	23.56	22.17	20.50	27.84	32.15
Indiana Hub	11.73	6.72	16.26	16.06	16.57	16.34	24.79	27.71	23.37	25.62	25.73	25.66	27.74	23.93	22.61	26.79	25.97	69.07	60.73	47.51	69.58	26.22	23.18	20.71	28.36	34.46
Michigan Hub	16.69	7.10	16.67	16.46	17.01	16.80	25.76	31.13	24.46	26.73	26.82	27.21	28.57	29.74	29.92	28.45	28.12	72.68	63.19	49.56	72.75	27.44	24.13	21.51	30.37	36.93
Minnesota Hub	4.96	5.31	9.11	11.82	14.79	14.26	17.79	21.41	22.36	41.51	24.09	24.28	22.53	22.11	20.65	15.43	22.11	65.63	65.65	49.35	69.76	25.55	21.76	43.76	27.33	33.39
Wisconsin PS	11.57	6.84	16.52	16.32	16.85	16.73	24.34	27.05	24.46	26.87	26.26	26.41	24.72	24.51	22.72	40.29	25.58	70.40	64.12	50.23	71.64	26.62	23.55	21.54	29.42	35.96
Forecasted Load (GW)	48.2	48.0	46.5	46.3	46.1	49.2	54.3	58.4	60.2	60.7	61.1	61.2	61.1	60.9	60.6	59.9	59.9	61.9	64.6	64.4	62.9	60.7	57.4	53.9		
Forecast Error %	-2.8%	-5.5%	-3.9%	-4.2%	-2.8%	-4.7%	-4.9%	-1.9%	-1.3%	-1.1%	-0.6%	-0.1%	-0.1%	-0.2%	0.0%	0.0%	-0.5%	-1.1%	-0.5%	-0.6%	-0.5%	-0.1%	-0.7%			





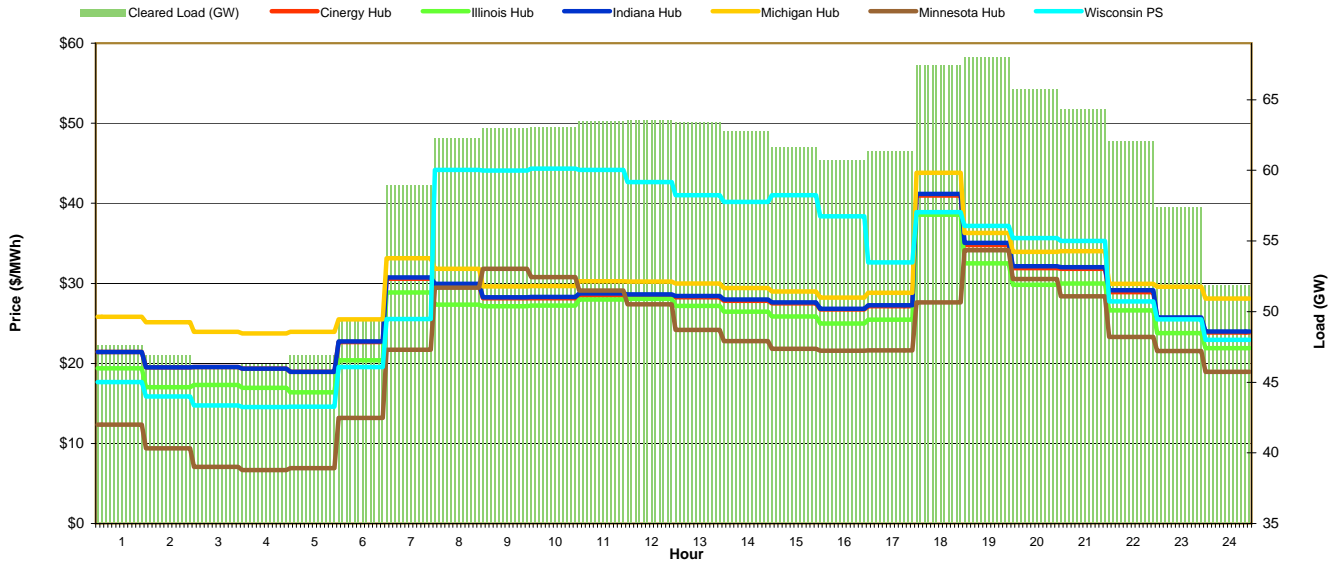
# MISO Daily Report

Tuesday November 15, 2011

Price	<=0	>=100	>=200
Forecast Error %	0-4.9%	5-9.9%	>=10%

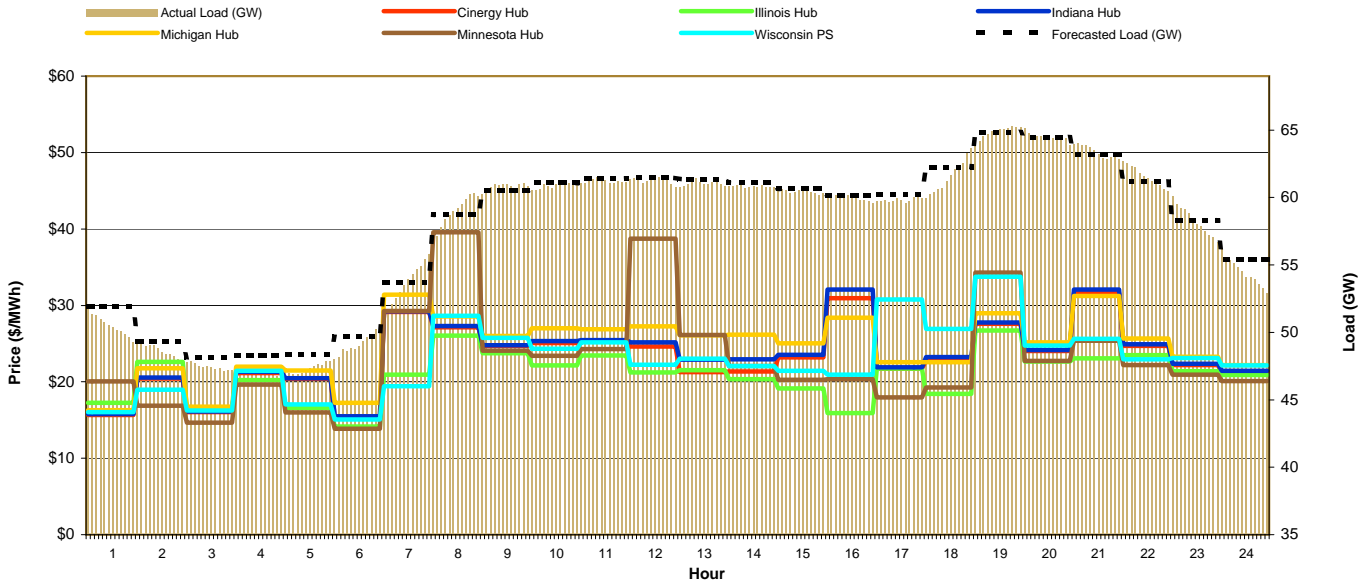
## Day-Ahead Prices and Cleared Load

Hour Ending:																									Avg. Hr \$			
	1	2	3	4	5	6	7	8	9	10	11	12	13	14	15	16	17	18	19	20	21	22	23	24	All	On Pk		
Cinergy Hub	21.41	19.52	19.55	19.36	18.95	22.67	30.56	29.80	28.13	28.15	28.50	28.42	28.27	27.82	27.52	26.73	27.14	40.96	34.79	31.91	31.80	28.91	25.61	23.85	27.10	29.65		
Illinois Hub	19.37	17.01	17.31	16.96	16.39	20.39	28.86	27.36	27.16	27.24	27.98	28.07	27.19	26.47	25.87	25.00	25.48	38.59	32.48	29.83	29.99	26.62	23.78	21.90	25.30	28.07		
Indiana Hub	21.42	19.51	19.54	19.36	18.95	22.74	30.73	29.95	28.28	28.30	28.73	28.62	28.42	27.98	27.63	26.84	27.27	41.17	35.05	32.13	32.01	29.14	25.75	23.97	27.23	29.83		
Michigan Hub	25.84	25.13	23.94	23.76	23.95	25.50	33.14	31.81	29.64	29.67	30.27	30.20	29.97	29.43	29.00	28.24	28.81	43.80	36.29	33.94	34.00	29.93	29.59	28.12	29.75	31.54		
Minnesota Hub	12.36	9.39	7.06	6.69	6.92	13.20	21.71	29.47	31.80	30.77	29.10	27.40	24.19	22.77	21.83	21.59	21.63	27.63	34.12	30.52	28.39	23.29	21.53	18.95	21.76	26.63		
Wisconsin PS	17.66	15.87	14.75	14.56	14.60	19.55	25.54	44.17	44.10	44.34	44.16	42.66	41.02	40.19	41.01	38.38	32.64	38.90	37.18	35.67	35.30	27.74	25.52	22.94	31.60	38.31		
Cleared Load (GW)	47.6	46.9	46.2	46.3	47.0	49.6	59.0	62.3	63.0	63.1	63.5	63.6	63.4	62.8	61.7	60.7	61.4	67.4	68.0	65.8	64.3	62.1	57.4	5.2				



## Preliminary Real-Time Prices with Forecasted and Actual System Load

Hour Ending:																									Avg. Hr \$			
	1	2	3	4	5	6	7	8	9	10	11	12	13	14	15	16	17	18	19	20	21	22	23	24	All	On Pk		
Cinergy Hub	15.64	20.42	16.02	21.15	20.39	15.41	29.14	27.15	24.71	25.07	25.30	24.64	21.26	21.34	23.19	30.93	21.72	22.83	27.59	24.04	31.60	24.71	22.20	21.35	23.24	24.89		
Illinois Hub	17.23	22.60	16.19	20.24	16.57	14.14	20.95	26.04	23.72	22.17	23.44	21.21	21.53	20.33	19.13	15.90	21.75	18.43	26.72	22.65	23.07	23.50	21.38	20.91	20.83	21.94		
Indiana Hub	15.77	20.55	16.14	21.30	20.49	15.50	29.22	27.28	24.79	25.34	25.47	25.17	22.89	22.95	23.53	32.08	21.91	23.25	27.75	24.18	32.08	24.92	22.35	21.45	23.60	25.37		
Michigan Hub	16.30	21.79	16.76	21.99	21.50	17.26	31.40	28.57	26.01	26.99	26.90	27.25	26.10	26.16	25.02	28.39	22.55	22.56	28.97	25.15	31.25	25.67	23.27	22.19	24.58	26.30		
Minnesota Hub	20.05	16.89	14.66	19.64	16.00	13.85	29.25	39.57	24.06	23.39	24.29	38.73	26.14	22.08	20.28	20.35	17.96	19.27	34.30	22.72	25.39	22.19	20.94	20.11	23.00	25.10		
Wisconsin PS	16.05	18.96	16.23	21.46	17.04	15.09	19.44	28.64	25.75	24.32	25.18	22.24	23.02	22.07	21.46	20.92	30.76	26.91	33.75	24.73	25.63	22.95	23.11	22.14	22.82	25.09		
Forecasted Load (GW)	51.9	49.3	48.1	48.3	48.4	49.7	53.7	58.7	60.5	61.1	61.4	61.5	61.4	61.1	60.7	60.2	60.2	62.2	64.8	64.5	63.2	61.2	58.3	55.4				
Forecast Error %	-2.7%	-1.4%	-1.5%	-2.9%	-2.3%	-1.0%	-0.2%	0.3%	0.5%	-0.3%	-0.3%	-0.6%	-0.4%	-0.4%	-0.2%	-0.7%	-1.1%	0.0%	0.0%	0.3%	0.7%	0.0%	-1.7%					





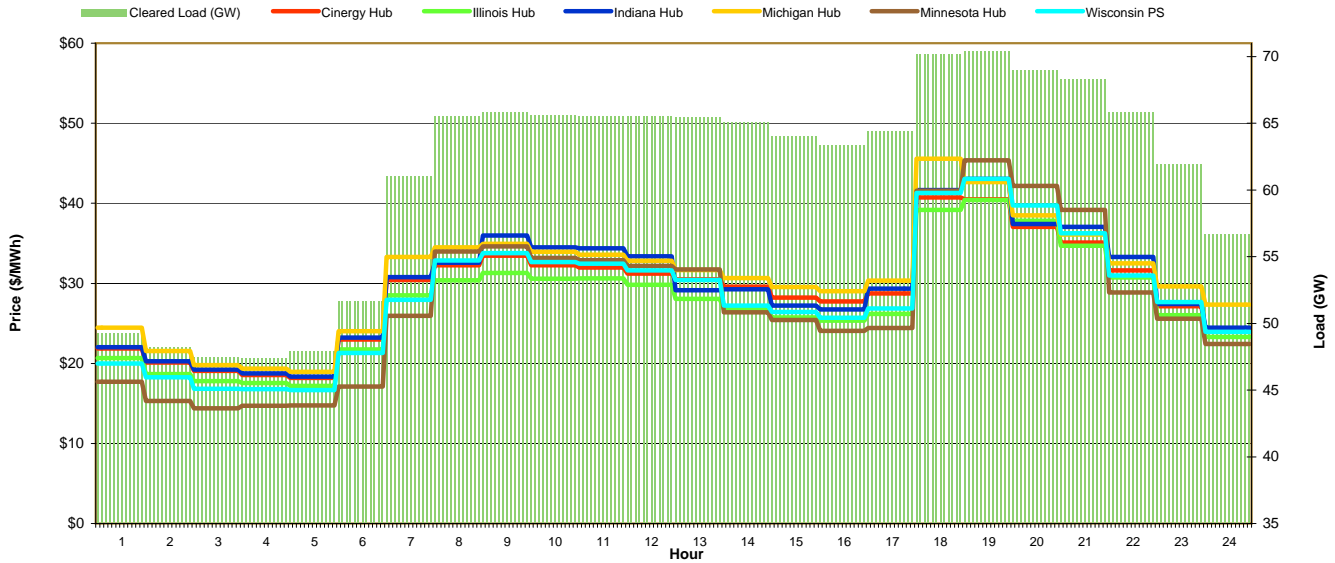
# MISO Daily Report

Wednesday November 16, 2011

Price	<=0	>=100	>=200
Forecast Error %	0-4.9%	5-9.9%	>=10%

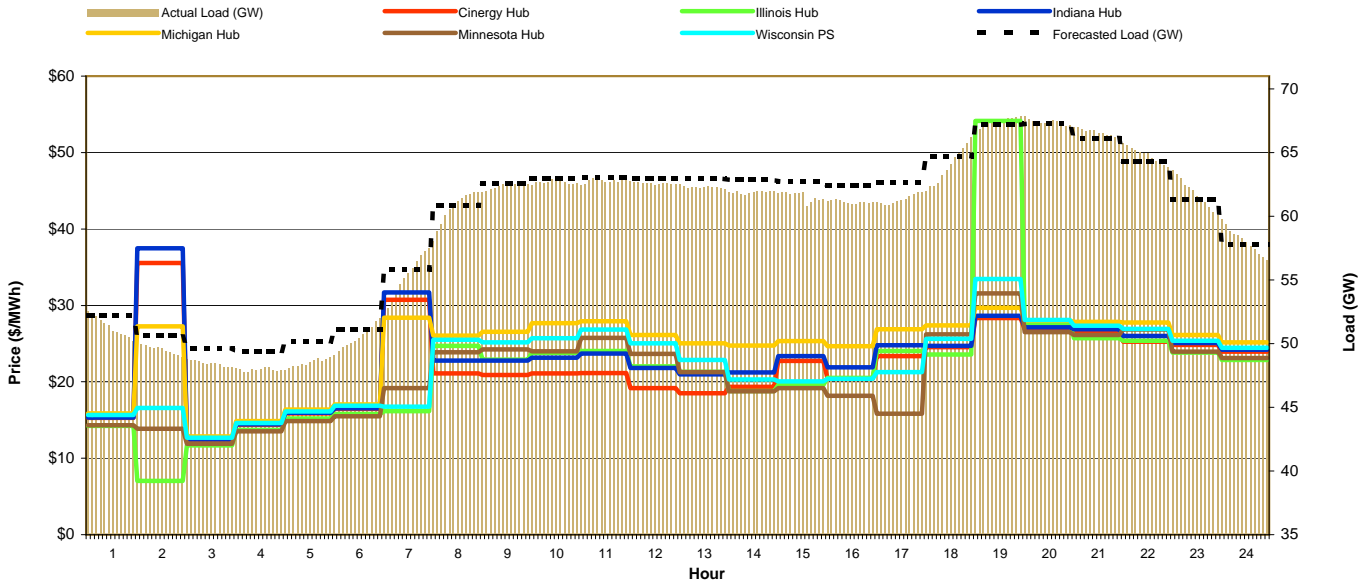
## Day-Ahead Prices and Cleared Load

Hour Ending:																									Avg. Hr \$	
	1	2	3	4	5	6	7	8	9	10	11	12	13	14	15	16	17	18	19	20	21	22	23	24	All	On Pk
Cinergy Hub	21.85	20.09	19.05	18.56	18.18	22.97	30.41	32.25	33.45	32.25	31.99	31.22	30.50	29.60	28.24	27.75	28.73	40.75	40.51	37.07	35.08	31.62	27.15	24.26	28.90	32.39
Illinois Hub	20.65	18.68	17.80	17.53	17.19	21.74	28.50	30.36	31.29	30.57	30.60	29.84	28.05	26.79	25.76	25.36	26.18	39.18	40.40	37.82	34.69	30.73	26.02	23.32	27.46	30.85
Indiana Hub	22.01	20.27	19.22	18.74	18.36	23.24	30.77	32.57	35.98	34.49	34.39	33.39	29.15	29.28	27.23	26.73	29.34	41.66	43.04	37.43	37.04	33.29	27.41	24.47	29.56	33.28
Michigan Hub	24.45	21.53	19.79	19.34	18.93	24.02	33.28	34.50	34.92	33.93	33.56	32.83	31.66	30.67	29.56	29.01	30.33	45.56	42.66	38.51	36.09	32.48	29.64	27.36	30.61	34.12
Minnesota Hub	17.69	15.32	14.39	14.73	14.75	17.12	25.93	33.98	34.63	33.16	32.91	32.17	31.72	26.37	25.43	24.05	24.43	41.59	45.35	42.18	39.17	28.87	25.60	22.44	27.67	32.60
Wisconsin PS	19.99	18.26	16.81	16.78	16.69	21.29	27.96	32.87	33.76	32.67	32.46	31.63	30.41	27.22	26.41	25.70	26.88	41.31	43.07	39.74	36.27	30.99	27.67	23.94	28.36	32.44
Cleared Load (GW)	49.3	48.2	47.5	47.4	47.9	51.6	61.1	65.6	65.9	65.6	65.5	65.5	65.5	65.1	64.0	63.4	64.4	70.2	70.4	69.0	68.3	65.8	62.0	5.7		



## Preliminary Real-Time Prices with Forecasted and Actual System Load

Hour Ending:																									Avg. Hr \$	
	1	2	3	4	5	6	7	8	9	10	11	12	13	14	15	16	17	18	19	20	21	22	23	24	All	On Pk
Cinergy Hub	15.29	35.54	12.42	14.36	15.86	16.44	30.73	21.09	20.88	21.09	21.16	19.17	18.51	19.34	22.73	20.38	23.35	24.54	28.33	26.87	26.59	25.24	24.84	23.97	22.03	22.76
Illinois Hub	14.22	7.05	11.68	13.68	15.18	15.80	16.15	24.71	22.90	23.78	24.02	22.02	21.31	18.79	19.60	20.52	24.05	23.56	54.13	27.58	25.69	25.38	23.83	22.88	21.60	25.12
Indiana Hub	15.33	37.49	12.48	14.44	15.96	16.55	31.69	22.78	22.78	23.15	23.69	21.80	20.96	21.23	23.36	21.88	24.77	24.69	28.66	27.15	26.87	26.00	25.09	24.20	23.04	24.05
Michigan Hub	15.85	27.27	12.85	14.85	16.38	17.06	28.39	26.06	26.53	27.69	27.91	26.11	25.04	24.73	25.35	24.65	26.90	27.38	29.68	28.03	27.85	27.74	26.11	25.15	24.40	26.74
Minnesota Hub	14.30	13.87	11.88	13.51	14.85	15.51	19.17	23.86	24.24	23.99	25.76	23.67	21.27	18.74	19.17	18.19	15.82	26.19	31.58	26.50	26.11	26.85	23.96	23.10	20.92	23.49
Wisconsin PS	15.64	16.57	12.69	14.60	16.14	16.87	16.74	25.51	25.16	25.69	26.84	25.05	22.87	20.31	20.06	20.41	21.28	25.62	33.44	28.08	27.35	26.91	25.39	24.47	22.23	25.00
Forecasted Load (GW)	52.2	50.6	49.6	49.4	50.2	51.1	55.8	60.8	62.5	62.9	63.1	63.0	62.9	62.9	62.7	62.4	62.6	64.7	67.2	67.3	66.1	64.3	61.3	57.8		
Forecast Error %	-1.7%	-2.1%	-2.4%	-3.0%	-3.5%	-1.3%	-1.2%	-0.4%	-0.3%	-0.4%	-0.5%	-0.6%	-1.0%	-1.6%	-1.9%	-2.1%	-1.2%	0.4%	0.2%	0.6%	0.8%	0.8%	0.5%			







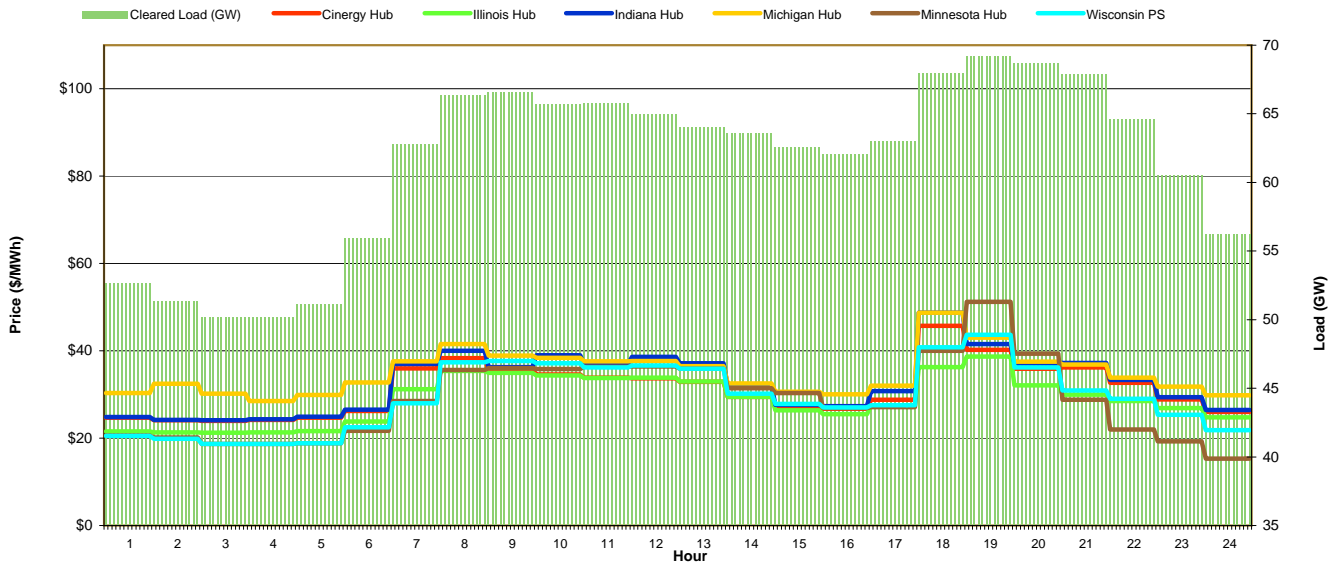
# MISO Daily Report

Thursday November 17, 2011

Price	<=0	>=100	>=200
Forecast Error %	0-4.9%	5-9.9%	>=10%

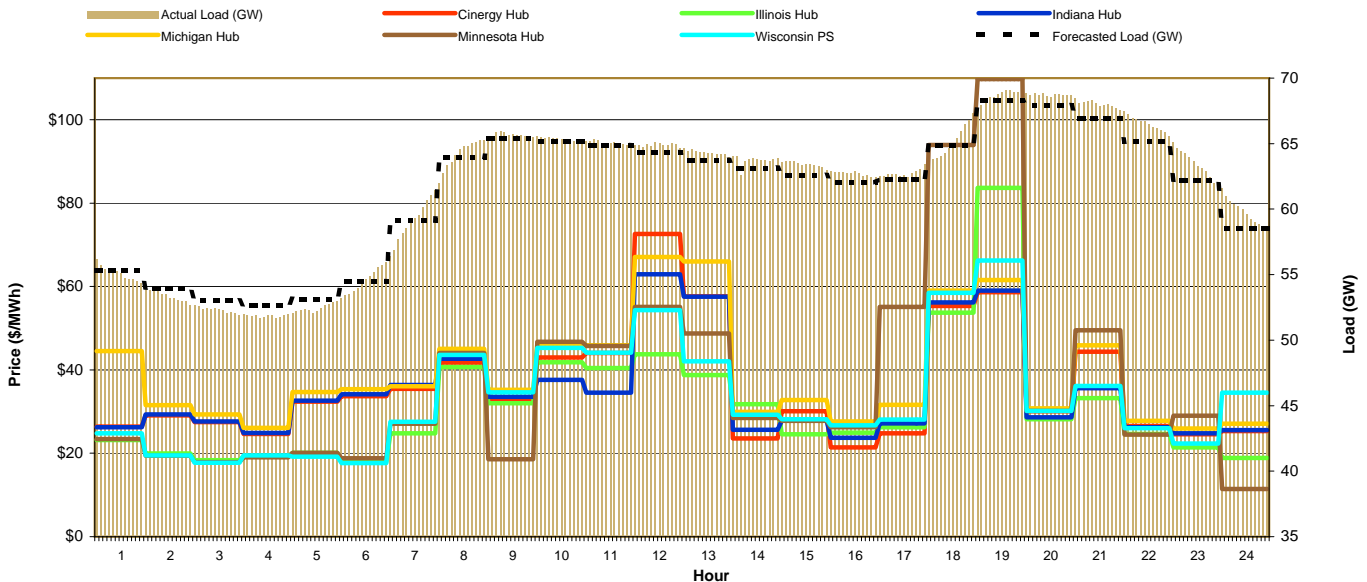
## Day-Ahead Prices and Cleared Load

Hour Ending:																									Avg. Hr \$	
	1	2	3	4	5	6	7	8	9	10	11	12	13	14	15	16	17	18	19	20	21	22	23	24	All	On Pk
Cinergy Hub	24.72	24.13	23.95	24.17	24.72	26.27	36.00	38.33	35.59	34.59	33.84	33.74	32.94	29.43	27.01	26.75	28.79	45.72	40.20	35.94	36.19	32.72	28.90	26.04	31.28	33.79
Illinois Hub	21.51	21.29	21.27	21.32	21.63	23.82	31.20	35.40	34.99	34.35	33.77	33.85	32.96	29.44	26.36	25.49	27.35	36.30	38.71	32.11	29.94	28.53	26.93	24.74	28.89	31.66
Indiana Hub	24.86	24.22	24.09	24.35	24.92	26.52	37.04	40.00	36.25	38.96	36.95	38.61	37.13	31.95	27.61	27.35	30.75	48.71	41.57	37.05	37.22	33.36	29.38	26.45	32.72	35.80
Michigan Hub	30.35	32.50	30.22	28.50	29.88	32.76	37.59	41.52	38.93	38.38	37.60	37.65	36.53	32.51	30.61	30.05	32.02	48.75	43.04	37.53	36.84	33.86	31.83	29.80	34.72	36.73
Minnesota Hub	20.58	20.13	18.72	18.70	18.82	21.66	28.50	35.60	36.08	35.86	36.37	36.40	35.88	31.47	30.37	26.91	27.11	40.03	51.22	39.39	28.77	21.96	19.26	15.35	28.96	33.29
Wisconsin PS	20.55	19.87	18.70	18.70	18.86	22.53	27.97	37.40	37.68	37.18	36.23	36.66	35.88	30.20	27.85	27.03	27.52	40.84	43.68	36.23	30.94	29.05	25.33	21.85	29.53	33.73
Cleared Load (GW)	52.7	51.3	50.2	50.2	51.1	55.9	62.8	66.3	66.6	65.7	65.8	65.0	64.1	63.6	62.6	62.1	63.0	68.0	69.2	68.7	67.9	64.6	60.6	56.6		



## Preliminary Real-Time Prices with Forecasted and Actual System Load

Hour Ending:																									Avg. Hr \$	
	1	2	3	4	5	6	7	8	9	10	11	12	13	14	15	16	17	18	19	20	21	22	23	24	All	On Pk
Cinergy Hub	26.44	29.11	27.46	24.66	32.36	33.67	35.48	41.73	32.80	42.98	44.07	72.64	57.64	23.58	30.08	21.42	24.79	55.37	58.66	30.09	44.36	26.55	24.55	25.36	36.08	39.46
Illinois Hub	23.15	19.98	18.33	19.24	20.15	18.00	24.78	40.72	32.01	41.84	40.46	43.79	38.80	31.76	24.60	24.94	26.27	53.71	83.67	28.17	33.24	24.64	21.44	18.88	31.36	36.88
Indiana Hub	26.29	29.30	27.66	24.85	32.63	34.13	36.35	42.70	33.51	37.65	34.57	62.93	57.55	25.64	27.85	23.69	27.14	56.16	59.05	28.67	35.62	26.25	24.76	25.57	35.02	37.73
Michigan Hub	44.53	31.56	29.31	26.13	34.66	35.42	36.08	45.06	35.25	46.27	45.91	67.12	66.00	29.92	32.79	27.67	31.62	59.01	61.56	30.76	45.92	27.76	25.94	27.13	39.31	42.41
Minnesota Hub	23.45	19.45	17.88	19.04	20.10	18.84	27.11	44.03	18.56	46.73	45.78	55.12	48.76	28.46	27.77	26.23	55.10	93.93	109.80	30.16	49.54	24.52	29.01	11.41	37.12	45.84
Wisconsin PS	24.78	19.49	17.72	19.49	19.17	17.67	27.53	43.64	34.65	45.29	44.17	54.38	42.08	29.22	28.18	26.70	28.07	58.49	66.26	30.20	36.17	26.02	22.36	34.52	33.17	38.49
Forecasted Load (GW)	55.3	53.9	53.0	52.7	53.1	54.5	59.1	64.0	65.4	65.2	64.8	64.3	63.7	63.1	62.6	62.0	62.3	64.8	68.3	67.9	66.9	65.1	62.2	58.5		
Forecast Error %	-0.4%	-1.1%	-1.3%	-1.6%	-1.3%	0.1%	-0.1%	0.4%	0.4%	0.3%	0.4%	0.9%	0.9%	0.9%	1.3%	1.1%	0.7%	0.4%	0.5%	1.2%	1.6%	2.1%	2.0%	2.1%		





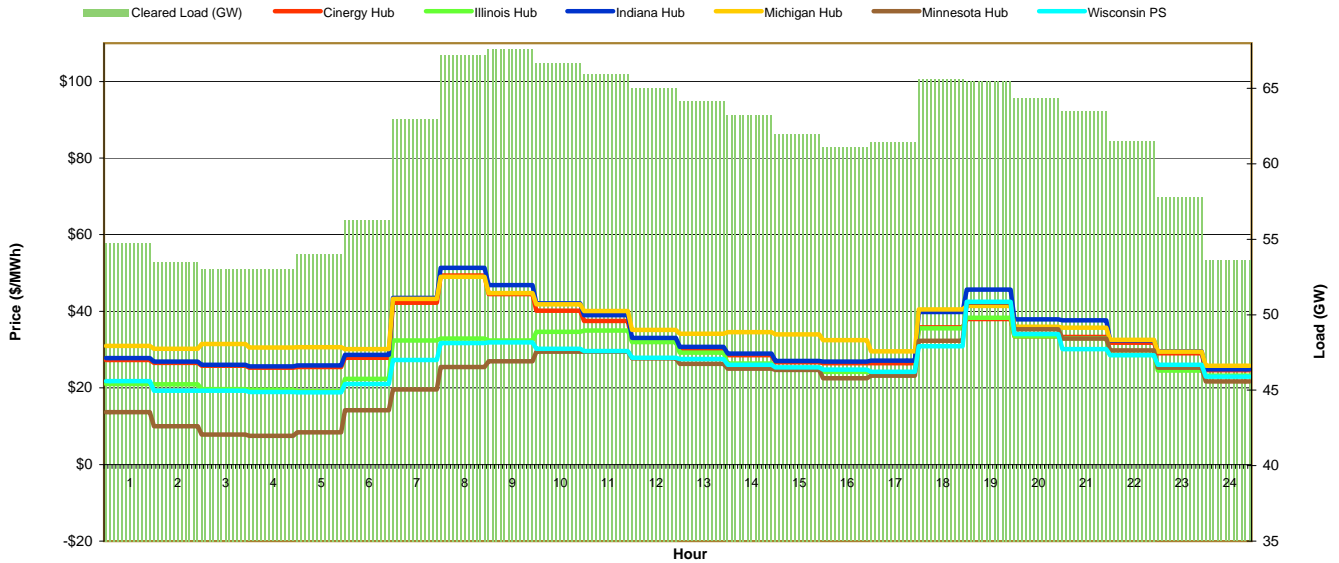
# MISO Daily Report

Friday November 18, 2011

Price	<=0	>=100	>=200
Forecast Error %	0-4.9%	5-9.9%	>=10%

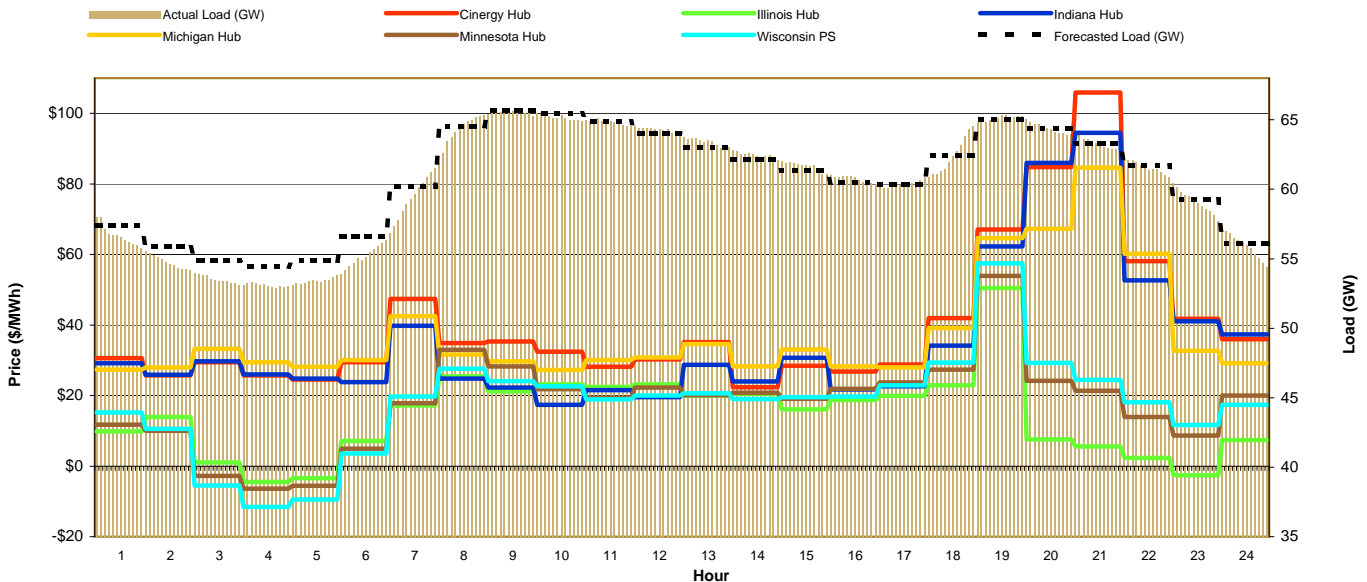
## Day-Ahead Prices and Cleared Load

Hour Ending:	1	2	3	4	5	6	7	8	9	10	11	12	13	14	15	16	17	18	19	20	21	22	23	24	Avg. Hr \$			
																									All	On Pk		
Cinergy Hub	27.32	26.50	25.75	25.30	25.48	27.91	42.28	49.35	44.50	40.15	37.46	32.30	30.13	28.52	26.72	26.47	26.48	35.81	38.00	33.44	33.33	31.82	29.02	24.62	32.03	33.97		
Illinois Hub	21.04	20.98	19.69	19.49	19.22	22.36	32.87	32.36	34.68	34.97	31.93	29.18	26.38	24.76	24.23	24.10	35.56	38.32	33.44	32.99	28.63	24.56	23.17	27.80	30.56			
Indiana Hub	27.75	26.88	26.04	25.62	25.86	28.59	43.53	51.38	46.86	42.06	38.99	33.03	30.69	28.96	27.06	26.89	27.13	39.82	45.69	37.91	37.64	32.35	29.52	24.88	33.55	36.00		
Michigan Hub	30.98	30.24	31.46	30.55	30.60	30.15	43.23	49.01	44.77	41.86	40.09	35.10	34.15	34.53	34.00	32.47	29.51	40.45	41.44	36.00	35.76	32.58	29.43	25.78	35.17	36.95		
Minnesota Hub	13.67	10.00	7.80	7.51	8.44	14.19	19.59	25.43	26.94	29.47	29.47	27.70	26.29	25.07	24.67	22.54	23.20	32.33	42.28	35.32	32.89	29.78	25.28	21.72	23.40	28.67		
Wisconsin PS	21.79	19.28	19.23	18.95	18.83	21.00	27.25	31.73	31.91	30.22	29.61	27.90	27.55	26.02	25.35	24.74	24.24	30.84	42.50	34.09	30.12	28.57	26.06	22.95	26.69	29.46		
Cleared Load (GW)	54.8	53.5	53.1	53.0	54.0	56.3	63.0	67.2	67.6	66.7	66.0	65.0	64.1	63.3	62.0	61.1	61.4	65.6	65.5	64.4	63.5	61.5	57.8	54.4				



## Preliminary Real-Time Prices with Forecasted and Actual System Load

Hour Ending:	1	2	3	4	5	6	7	8	9	10	11	12	13	14	15	16	17	18	19	20	21	22	23	24	Avg. Hr \$			
																									All	On Pk		
Cinergy Hub	30.63	25.73	29.42	25.71	24.55	29.43	47.40	34.84	35.30	32.42	28.20	30.22	35.18	22.33	28.40	26.84	28.77	41.92	67.10	84.77	105.91	58.12	41.75	35.98	39.62	43.88		
Illinois Hub	9.85	13.90	1.09	-4.49	-3.36	7.13	17.15	25.42	21.20	23.18	22.47	23.17	19.97	20.54	16.10	18.74	19.93	22.94	50.49	7.55	5.61	2.34	-2.59	7.40	14.41	18.57		
Indiana Hub	29.19	25.94	29.68	25.95	24.79	23.83	39.79	24.83	22.27	17.39	21.52	19.59	28.68	24.01	30.73	21.74	22.66	34.14	62.29	85.96	94.50	52.65	41.07	37.29	35.02	37.75		
Michigan Hub	27.31	28.01	33.25	29.45	28.16	30.10	42.49	31.62	29.68	27.29	30.07	30.82	34.59	28.30	33.04	28.30	27.96	39.13	64.63	67.24	84.57	60.18	32.69	29.21	37.42	40.63		
Minnesota Hub	11.71	9.99	-2.73	-6.35	-5.55	4.99	17.79	32.96	28.22	21.83	19.39	22.25	20.14	20.79	19.08	21.87	23.75	27.38	53.97	24.21	21.38	13.89	8.69	20.03	17.90	23.74		
Wisconsin PS	15.18	10.55	-5.49	-11.58	-9.51	3.57	19.71	27.63	24.06	22.68	18.88	20.05	20.62	18.98	19.58	19.74	22.96	29.35	57.45	29.30	24.49	18.09	11.62	17.35	17.72	24.09		
Forecasted Load (GW)	57.4	55.9	54.8	54.5	54.9	56.6	60.2	64.5	65.6	65.4	64.9	64.0	63.0	62.1	61.3	60.5	60.3	62.4	65.0	64.3	63.3	61.7	59.3	56.1				
Forecast Error %	-1.3%	-2.1%	-2.5%	-2.8%	-2.8%	-2.6%	-1.4%	-0.5%	-0.2%	-0.4%	-0.1%	0.4%	0.6%	0.5%	0.5%	0.0%	0.0%	0.0%	0.1%	0.0%	0.0%	-0.2%	-0.3%	-0.3%				





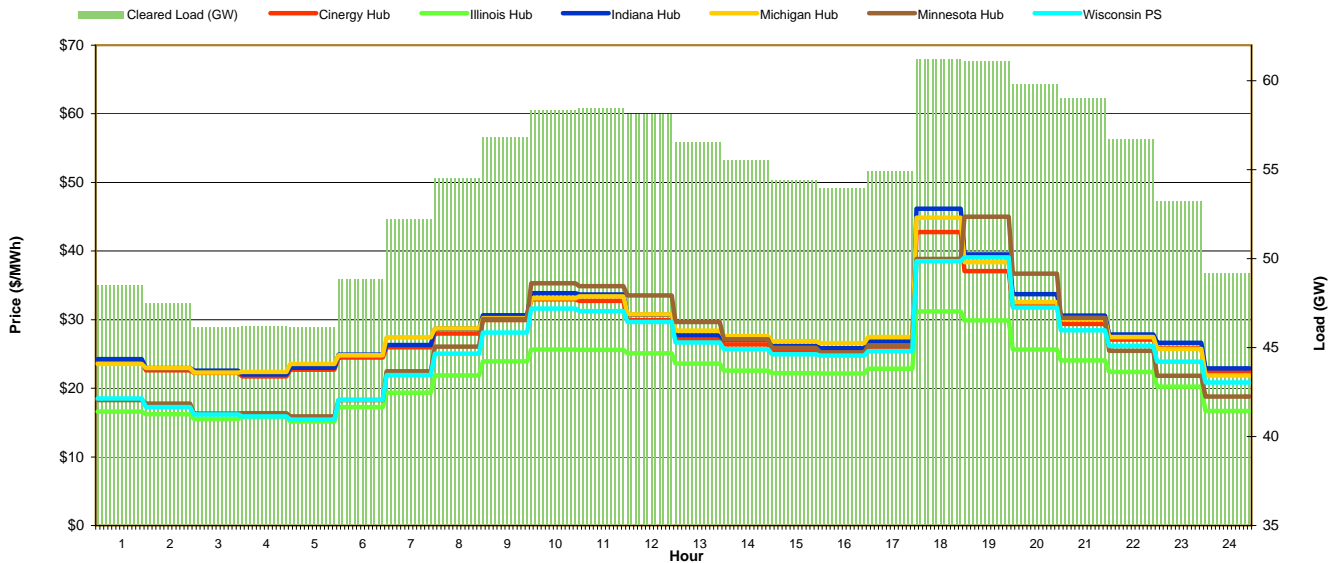
# MISO Daily Report

Saturday November 19, 2011

Price	<=0	>=100	>=200
Forecast Error %	0-4.9%	5-9.9%	>=10%

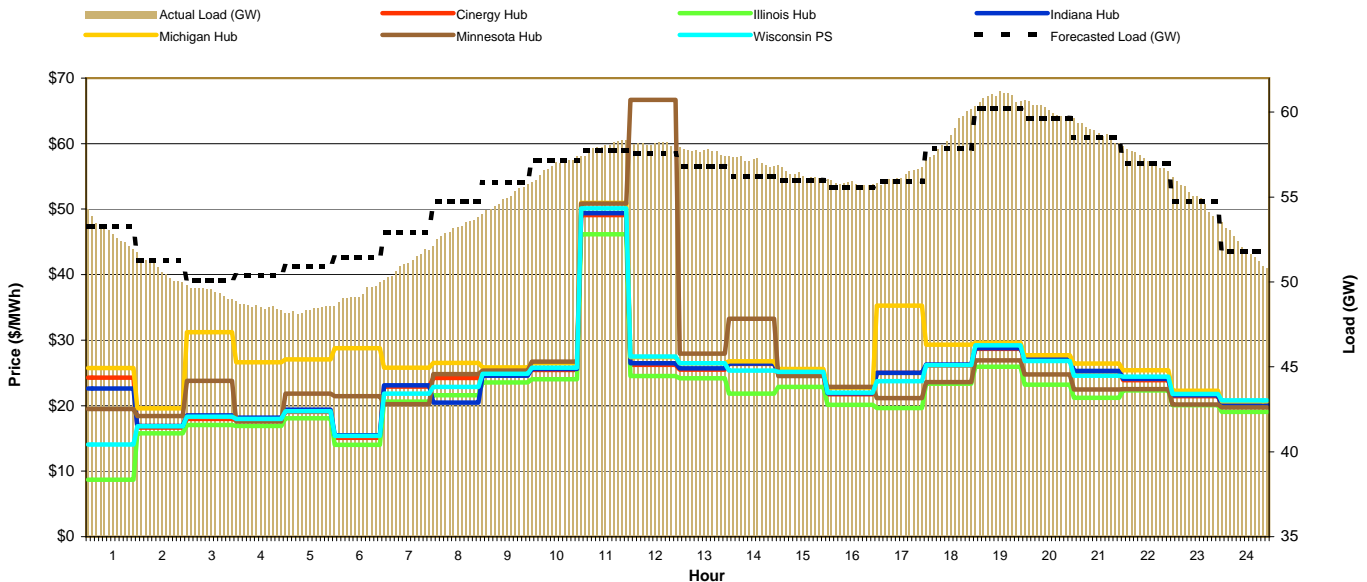
## Day-Ahead Prices and Cleared Load

Hour Ending:																									Avg. Hr \$	
	1	2	3	4	5	6	7	8	9	10	11	12	13	14	15	16	17	18	19	20	21	22	23	24	All	On Pk
Cinergy Hub	23.85	22.64	22.24	21.75	22.69	24.50	25.99	27.98	29.94	32.96	32.76	29.96	27.05	26.39	25.56	25.24	26.09	42.77	37.07	31.94	29.39	27.08	25.89	22.40	27.67	29.88
Illinois Hub	16.62	16.25	15.52	15.82	15.14	17.24	19.34	21.86	23.93	25.66	25.59	25.08	23.58	22.57	22.19	22.15	22.86	31.20	29.90	25.64	24.08	22.38	20.22	16.68	21.73	24.31
Indiana Hub	24.26	22.94	22.58	21.99	22.98	24.90	26.28	28.67	30.66	33.87	33.66	30.71	27.72	27.10	26.18	25.82	26.81	46.17	39.48	33.71	30.61	27.85	26.64	22.91	28.52	30.98
Michigan Hub	23.57	22.93	22.28	22.38	23.53	24.81	27.40	28.71	30.20	33.13	33.39	30.76	28.39	27.61	26.84	26.56	27.45	44.86	38.38	32.54	30.06	27.49	25.72	21.87	28.37	30.76
Minnesota Hub	18.30	17.77	16.34	16.37	15.88	18.28	22.50	26.08	30.08	35.32	34.89	33.51	29.66	27.12	25.87	25.22	26.25	38.83	45.00	36.69	30.26	25.46	21.82	18.81	26.51	30.75
Wisconsin PS	18.51	17.25	16.18	15.89	15.42	18.31	21.94	25.02	28.13	31.60	31.26	29.65	26.68	25.72	24.96	24.78	25.43	38.52	39.10	31.75	28.45	26.16	23.90	20.84	25.22	28.82
Cleared Load (GW)	48.5	47.5	46.2	46.2	46.2	48.9	52.2	54.6	56.8	58.4	58.5	58.1	56.6	55.5	54.4	54.0	54.9	61.2	61.1	59.8	59.0	56.7	53.2	4.9		



## Preliminary Real-Time Prices with Forecasted and Actual System Load

Hour Ending:																									Avg. Hr \$	
	1	2	3	4	5	6	7	8	9	10	11	12	13	14	15	16	17	18	19	20	21	22	23	24	All	On Pk
Cinergy Hub	24.28	16.68	17.99	17.80	19.04	15.10	22.89	24.25	25.30	25.43	49.08	26.24	25.48	26.40	24.77	21.72	25.00	26.14	28.65	27.12	25.23	23.88	21.45	19.99	24.16	26.63
Illinois Hub	8.70	15.80	17.06	16.91	18.08	14.04	20.62	21.60	23.55	24.03	46.17	24.50	24.19	21.82	22.84	20.12	19.65	23.34	25.96	23.20	21.22	22.30	20.10	19.06	21.45	24.04
Indiana Hub	22.60	16.89	18.51	18.18	19.41	15.50	23.11	20.45	24.57	25.61	49.39	26.48	25.70	26.45	24.96	21.90	25.02	26.29	28.77	27.16	25.28	24.07	21.61	20.12	24.08	26.48
Michigan Hub	25.74	19.58	31.22	26.62	27.07	28.75	25.81	26.54	25.84	26.46	50.94	27.39	26.50	26.76	25.62	22.74	35.26	29.33	29.59	27.69	26.41	25.41	22.26	20.66	27.51	28.42
Minnesota Hub	19.51	18.44	23.77	17.58	21.85	21.43	20.21	24.80	25.33	26.73	50.83	66.68	27.92	33.29	24.51	22.86	21.16	23.59	26.90	24.79	22.47	22.51	20.18	19.74	26.13	29.03
Wisconsin PS	14.08	16.84	18.34	17.97	19.17	15.37	21.83	22.86	24.85	25.79	50.10	27.51	26.46	25.35	25.15	21.98	23.76	26.21	29.21	26.82	24.55	24.43	21.79	20.80	23.80	26.67
Forecasted Load (GW)	53.3	51.3	50.1	50.4	50.9	51.5	52.9	54.7	55.9	57.2	57.8	57.5	56.8	56.2	56.0	55.6	55.9	57.8	60.2	59.6	58.5	56.9	54.7	51.8		
Forecast Error %	-0.6%	-1.0%	-1.3%	-3.7%	-5.3%	-4.4%	-3.7%	-3.1%	-1.8%	-0.7%	0.3%	1.0%	1.6%	1.6%	0.6%	0.4%	0.5%	1.3%	1.1%	0.9%	0.6%	0.5%	0.5%	0.5%		





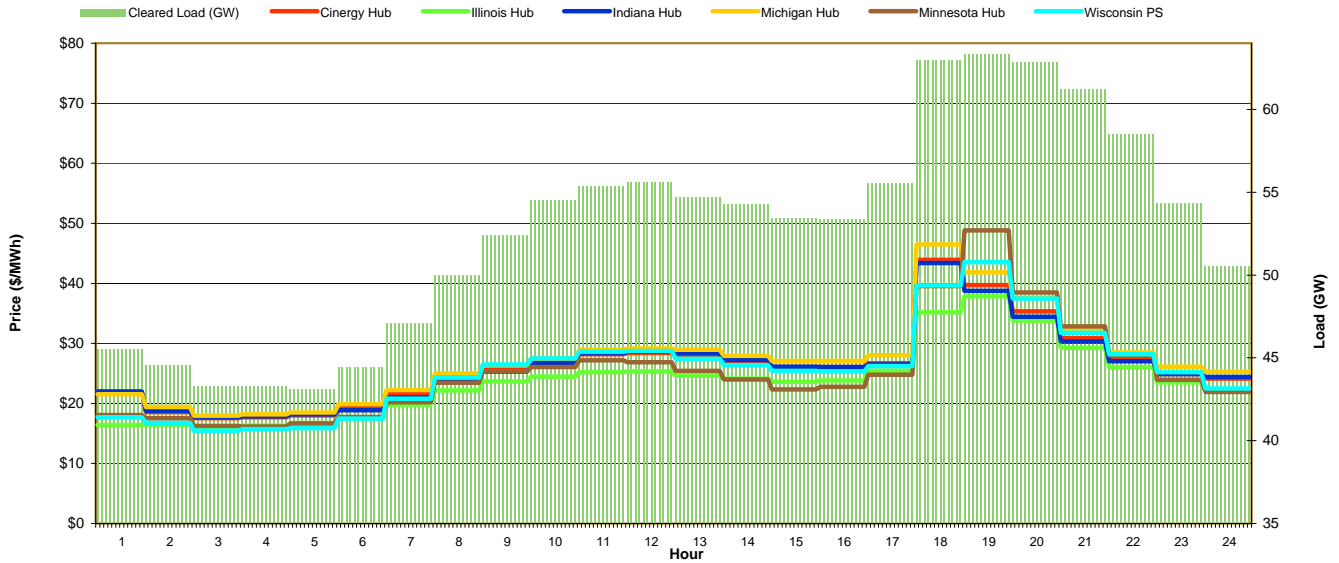
# MISO Daily Report

Sunday November 20, 2011

Price	<=0	>=100	>=200
Forecast Error %	0-4.9%	5-9.9%	>=10%

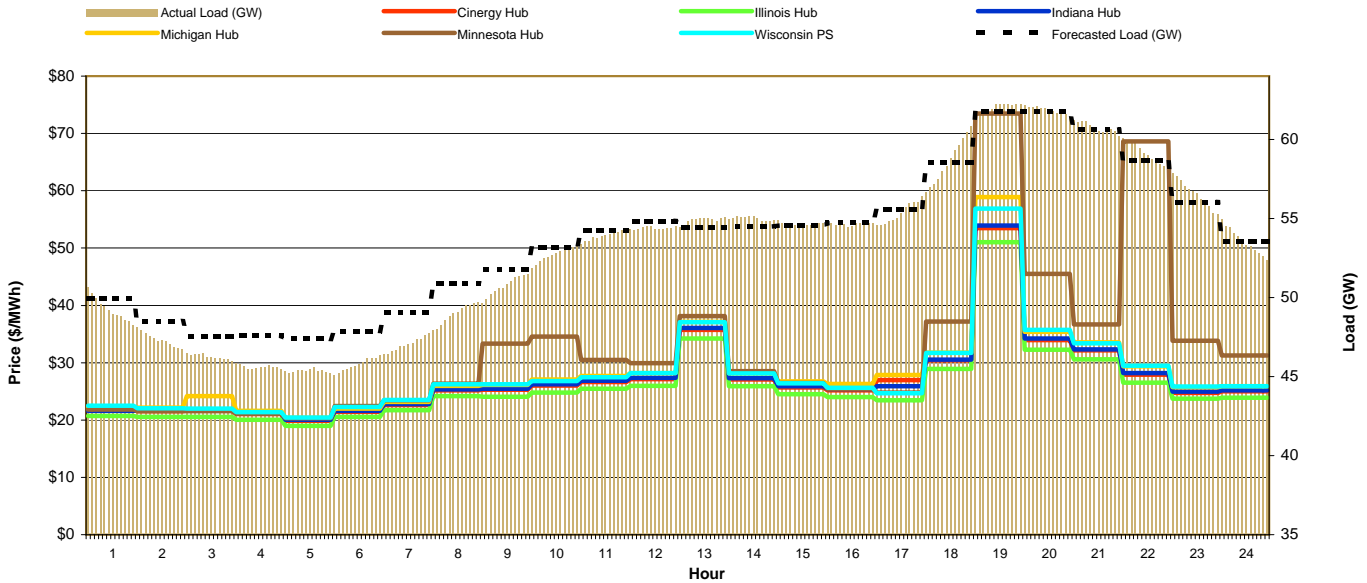
## Day-Ahead Prices and Cleared Load

Hour Ending:																									Avg. Hr \$	
	1	2	3	4	5	6	7	8	9	10	11	12	13	14	15	16	17	18	19	20	21	22	23	24	All	On Pk
Cinergy Hub	22.01	18.56	17.55	17.71	18.03	19.61	21.57	24.59	25.77	26.89	28.17	28.39	28.09	27.01	26.08	26.06	26.72	43.94	39.69	35.35	30.88	27.37	24.89	24.14	26.21	29.37
Illinois Hub	16.43	16.45	16.06	16.31	16.62	17.46	19.77	22.17	23.68	24.44	25.22	25.31	24.63	24.12	23.63	23.83	25.44	35.20	37.84	33.80	29.25	26.03	23.52	22.30	23.73	26.76
Indiana Hub	21.96	18.74	17.72	17.88	18.19	18.87	21.00	23.98	25.33	26.72	28.36	28.60	28.34	27.24	26.10	26.08	26.47	43.40	38.73	34.45	30.32	27.01	24.91	24.39	26.03	29.13
Michigan Hub	21.51	19.42	17.95	18.15	18.51	19.88	22.25	25.01	26.34	27.51	28.94	29.13	28.93	27.93	27.07	27.08	28.02	46.47	41.85	37.65	32.19	28.54	26.09	25.26	27.15	30.55
Minnesota Hub	18.08	17.52	16.25	16.15	16.69	17.77	20.19	23.43	25.35	26.08	27.18	26.87	25.41	24.00	22.32	22.74	24.81	39.54	48.84	38.46	32.81	28.03	23.95	21.88	25.18	28.74
Wisconsin PS	17.71	16.72	15.46	15.74	15.90	17.47	20.81	24.32	26.47	27.51	28.60	28.75	27.46	26.40	25.40	25.30	26.22	39.66	43.55	37.49	31.76	28.19	25.19	22.51	25.61	29.51
Cleared Load (GW)	45.5	44.5	43.3	43.3	43.1	44.5	47.1	50.0	52.4	54.5	55.4	55.6	54.7	54.3	53.4	53.4	55.6	63.0	63.4	62.8	61.3	58.5	54.4	5.1		



## Preliminary Real-Time Prices with Forecasted and Actual System Load

Hour Ending:																									Avg. Hr \$	
	1	2	3	4	5	6	7	8	9	10	11	12	13	14	15	16	17	18	19	20	21	22	23	24	All	On Pk
Cinergy Hub	21.79	21.54	21.67	21.06	19.88	21.45	22.59	25.18	25.27	26.04	26.64	27.15	35.74	27.07	25.67	25.18	26.97	30.44	53.48	33.93	32.14	27.92	24.75	24.99	27.02	29.60
Illinois Hub	20.70	20.52	20.54	20.03	18.99	20.55	21.70	24.17	24.04	24.78	25.45	25.98	34.22	25.91	24.53	24.00	23.47	28.92	51.01	32.28	30.57	26.52	23.72	23.89	25.69	28.10
Indiana Hub	21.60	21.68	21.88	21.20	20.02	21.61	22.76	25.34	25.46	26.24	26.86	27.38	36.05	27.30	25.88	25.38	25.92	30.54	53.91	34.20	32.34	28.18	24.96	25.17	27.16	29.75
Michigan Hub	22.31	22.18	24.17	21.63	20.39	21.99	23.18	25.94	26.15	27.05	27.68	28.20	37.13	28.15	26.74	26.27	27.86	31.75	58.88	35.40	33.57	29.34	25.74	25.93	28.23	30.99
Minnesota Hub	21.83	21.55	21.57	21.09	20.30	22.43	23.42	26.34	33.34	34.55	30.49	29.91	38.14	28.52	26.44	25.39	24.80	37.16	73.47	45.48	36.67	68.62	33.81	31.24	32.36	37.07
Wisconsin PS	22.52	22.03	21.98	21.40	20.44	22.27	23.49	26.26	26.26	26.81	27.49	28.18	37.09	28.13	26.41	25.64	24.67	31.70	56.86	35.71	33.39	29.45	25.88	25.93	27.91	30.62
Forecasted Load (GW)	49.9	48.5	47.5	47.6	47.4	47.9	49.1	50.9	51.8	53.1	54.2	54.8	54.4	54.5	54.6	54.7	55.5	58.5	61.8	61.8	60.6	58.7	56.0	53.5		
Forecast Error %	-1.4%	-2.5%	-2.7%	-4.3%	-4.4%	-4.6%	-4.3%	-4.0%	-2.1%	-0.9%	-0.6%	-0.8%	0.9%	0.9%	0.1%	-0.4%	0.2%	0.5%	0.1%	0.3%	0.8%	0.9%	0.0%			





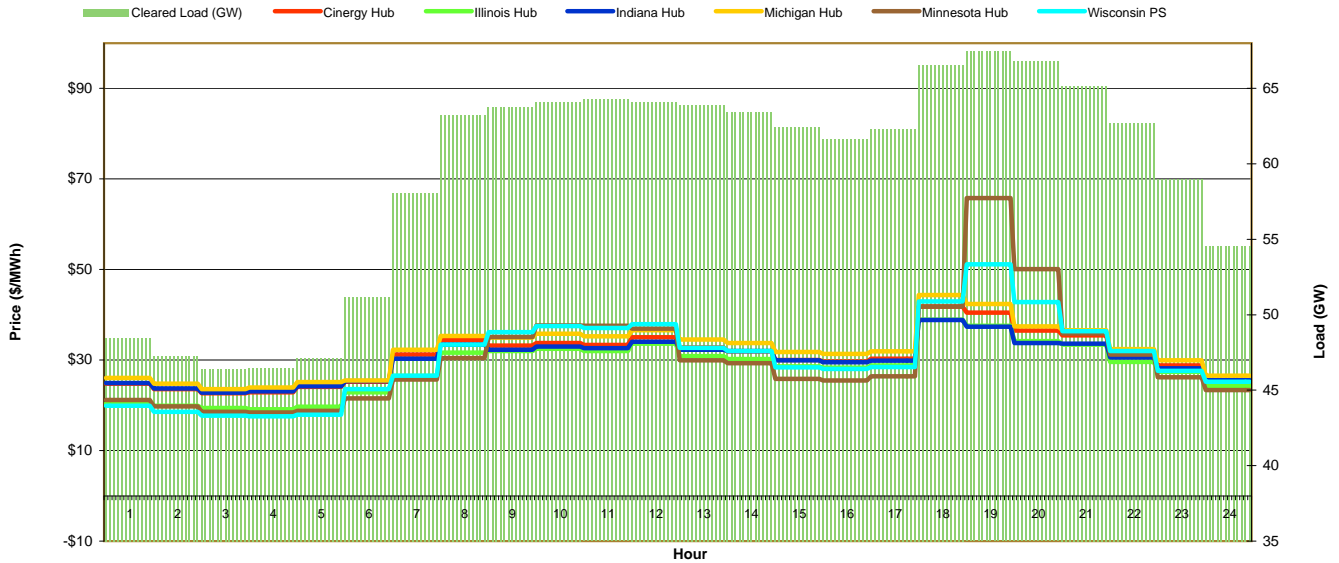
# MISO Daily Report

Monday November 21, 2011

Price	<=0	>=100	>=200
Forecast Error %	0-4.9%	5-9.9%	>=10%

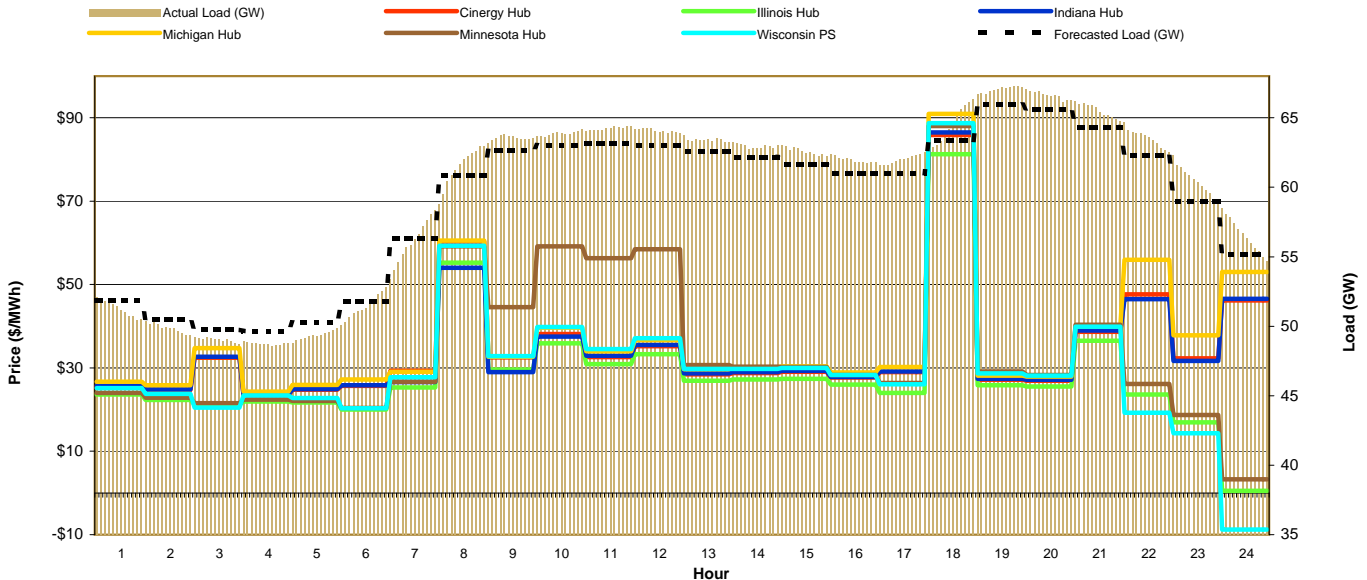
## Day-Ahead Prices and Cleared Load

Hour Ending:																									Avg. Hr \$	
	1	2	3	4	5	6	7	8	9	10	11	12	13	14	15	16	17	18	19	20	21	22	23	24	All	On Pk
Cinergy Hub	24.75	23.60	22.63	22.90	24.05	25.20	31.18	34.38	33.20	33.73	33.34	35.00	32.77	31.93	30.00	29.63	30.33	41.84	40.45	36.52	35.46	31.11	28.78	25.28	30.75	33.65
Illinois Hub	20.39	19.87	19.40	19.16	19.69	22.84	26.49	31.64	31.96	32.46	31.98	33.65	30.87	30.21	28.59	28.33	28.82	38.90	37.58	34.19	33.40	29.60	27.37	24.28	28.40	31.85
Indiana Hub	24.90	23.74	22.79	23.06	24.22	25.32	30.30	33.39	32.26	32.96	32.60	34.04	32.27	31.97	29.94	29.53	29.87	38.84	37.36	33.79	33.63	30.55	28.20	25.54	30.04	32.58
Michigan Hub	26.03	24.81	23.56	23.92	25.13	25.52	32.28	35.30	34.95	35.82	35.27	36.56	34.51	33.79	31.75	31.34	31.91	44.38	42.41	37.44	36.57	32.41	29.92	26.54	32.17	35.27
Minnesota Hub	21.17	19.76	18.53	18.42	18.75	21.51	25.72	30.42	35.12	37.62	37.60	36.94	29.96	29.28	25.81	25.50	26.41	41.80	65.75	50.06	35.86	31.19	26.21	23.39	30.53	35.35
Wisconsin PS	19.91	18.54	17.71	17.55	17.90	23.56	26.56	33.38	36.16	37.52	37.07	37.96	32.73	32.01	28.39	28.03	28.46	42.94	51.19	42.78	36.35	31.98	27.62	25.22	30.48	35.28
Cleared Load (GW)	48.5	47.3	46.4	46.5	47.1	51.2	58.1	63.2	63.8	64.1	64.3	64.1	63.9	63.4	62.4	61.6	62.3	66.5	67.5	66.8	65.2	62.7	59.0	5.5		



## Preliminary Real-Time Prices with Forecasted and Actual System Load

Hour Ending:																									Avg. Hr \$	
	1	2	3	4	5	6	7	8	9	10	11	12	13	14	15	16	17	18	19	20	21	22	23	24	All	On Pk
Cinergy Hub	25.53	24.66	32.44	23.37	24.75	25.69	29.31	60.31	32.52	38.16	32.61	35.20	28.43	28.80	29.05	27.68	29.01	85.87	27.14	26.90	38.63	47.66	32.27	46.18	34.67	37.52
Illinois Hub	23.63	22.35	21.23	21.92	21.68	19.99	25.31	65.26	29.64	35.87	30.94	33.28	26.94	27.24	27.37	25.99	23.98	81.29	25.87	25.56	36.53	23.63	16.94	0.55	28.46	32.90
Indiana Hub	25.70	24.83	32.66	23.53	24.92	25.85	26.62	54.03	28.96	37.55	32.91	35.50	28.66	29.03	29.27	27.88	29.14	86.50	27.36	27.12	38.94	46.50	31.66	46.59	34.24	36.94
Michigan Hub	26.68	25.84	34.79	24.30	25.92	27.26	29.11	60.54	32.65	39.63	33.98	36.66	29.66	30.15	30.38	28.94	30.25	90.96	28.13	27.94	40.00	55.93	37.83	53.06	36.69	39.60
Minnesota Hub	23.97	22.85	21.58	22.41	22.11	20.39	26.71	59.14	44.55	59.15	56.36	58.46	30.69	30.29	30.23	28.30	26.42	88.03	29.17	28.34	40.36	26.17	18.71	3.29	34.07	40.90
Wisconsin PS	25.14	23.78	20.50	23.37	22.74	20.33	27.75	59.34	32.80	39.83	34.54	37.14	29.74	29.79	29.97	28.27	26.12	88.75	28.69	28.12	39.92	19.22	14.31	-8.78	30.06	35.41
Forecasted Load (GW)	51.9	50.5	49.8	49.6	50.3	51.8	56.3	60.9	62.6	63.0	63.2	63.0	62.6	62.2	61.6	61.0	61.0	63.3	66.0	65.6	64.3	62.3	59.0	55.1		
Forecast Error %	-1.2%	-1.3%	-1.6%	-1.9%	-1.9%	-0.8%	-0.5%	1.0%	1.4%	1.3%	1.6%	1.7%	1.3%	1.2%	1.5%	1.6%	1.6%	1.7%	1.6%	1.5%	1.8%	2.0%	2.4%	2.4%		





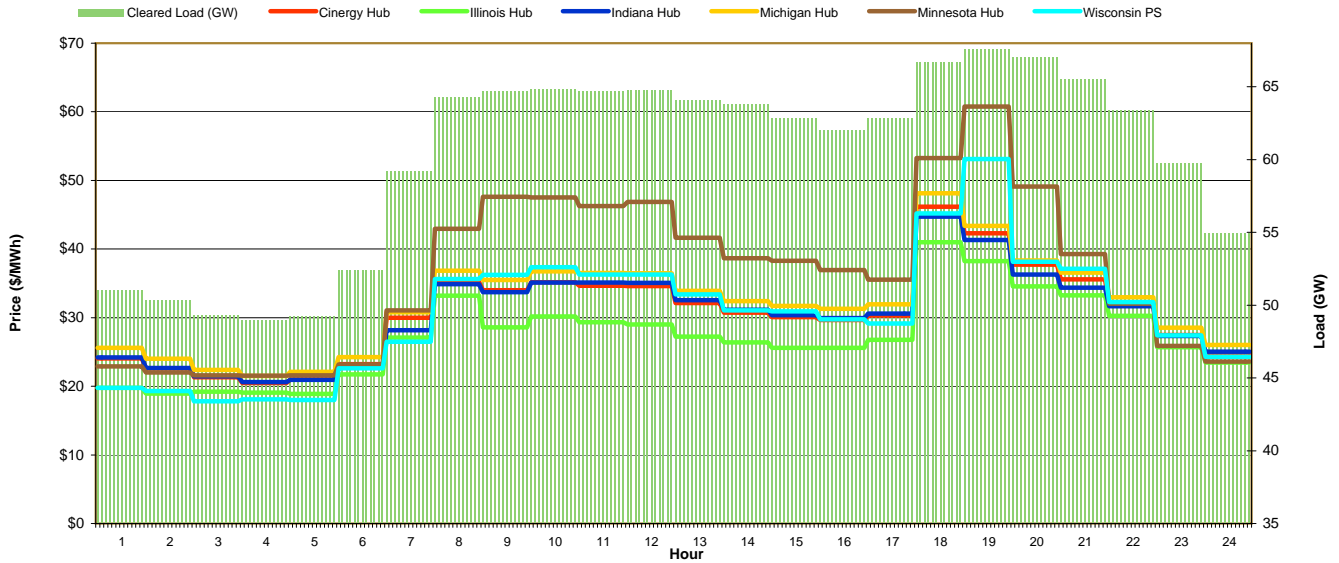
# MISO Daily Report

Tuesday November 22, 2011

<b>Price</b>	<=0	>=100	>=200
<b>Forecast Error %</b>	0-4.9%	5-9.9%	>=10%

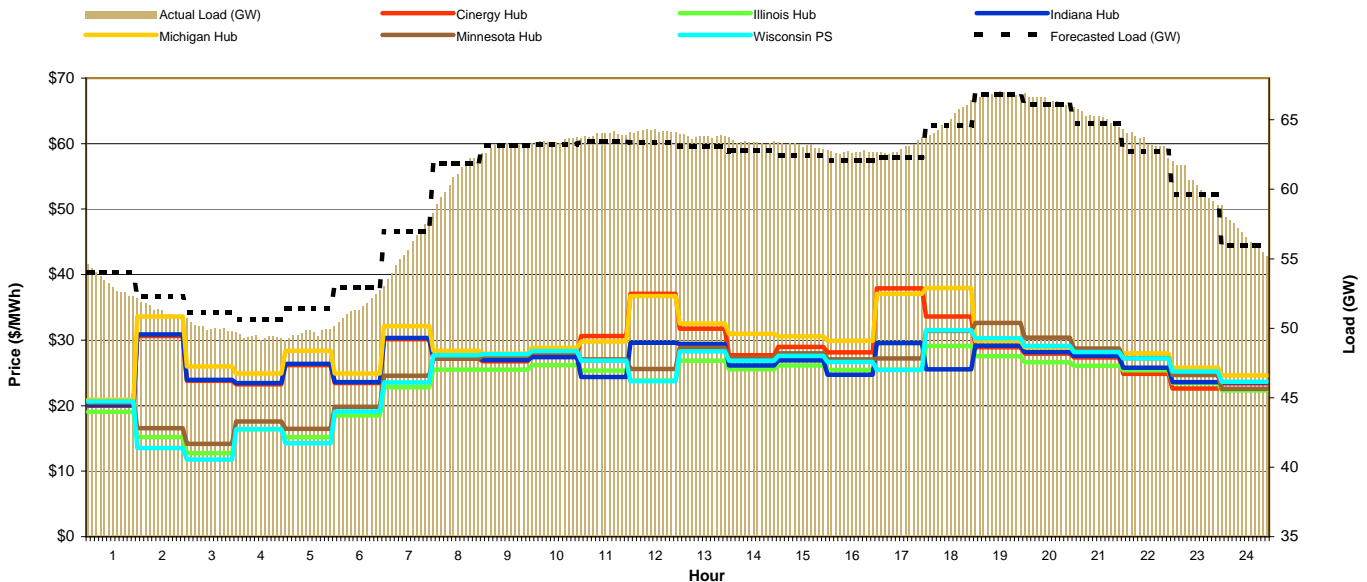
## Day-Ahead Prices and Cleared Load

Hour Ending:																									Avg. Hr \$	
	1	2	3	4	5	6	7	8	9	10	11	12	13	14	15	16	17	18	19	20	21	22	23	24	All	On Pk
Cinergy Hub	24.05	22.61	21.30	20.48	21.00	23.21	30.00	35.21	34.00	35.14	34.67	34.61	32.13	30.74	30.07	29.68	30.32	46.17	42.28	37.71	35.56	31.93	27.48	24.89	30.64	34.23
Illinois Hub	19.76	18.94	19.22	19.06	18.90	21.73	27.09	33.21	28.61	30.17	29.33	29.00	27.25	26.38	25.60	25.58	26.77	41.00	38.23	34.55	33.27	30.25	25.71	23.45	27.21	30.31
Indiana Hub	24.21	22.66	21.46	20.63	20.93	23.04	28.17	34.88	33.70	35.13	35.08	32.56	31.15	30.35	29.95	30.57	44.72	41.31	36.29	34.37	31.65	27.35	25.05	30.43	34.01	
Michigan Hub	25.60	24.01	22.40	21.48	22.11	24.27	30.78	36.85	35.51	36.77	36.50	36.46	33.89	32.43	31.72	31.29	31.96	48.12	43.38	38.33	36.56	32.99	28.56	26.01	32.00	35.71
Minnesota Hub	22.88	22.00	21.57	21.54	21.60	23.18	31.08	42.96	47.60	47.51	46.26	46.88	41.63	38.68	38.27	36.95	35.53	53.26	60.76	49.11	39.25	32.02	25.89	23.60	36.25	42.66
Wisconsin PS	19.76	19.33	17.80	18.09	18.02	22.61	26.51	35.65	36.26	37.35	36.28	36.29	33.39	31.05	30.94	29.74	29.13	45.20	53.12	38.13	37.11	32.29	27.43	24.31	30.66	35.58
Cleared Load (GW)	51.1	50.4	49.3	49.0	49.2	52.4	59.2	64.3	64.7	64.8	64.7	64.8	64.1	63.9	62.9	62.0	62.9	66.7	67.6	67.1	65.5	63.4	59.8	5.5		



## Preliminary Real-Time Prices with Forecasted and Actual System Load

Hour Ending:																									Avg. Hr \$	
	1	2	3	4	5	6	7	8	9	10	11	12	13	14	15	16	17	18	19	20	21	22	23	24	All	On Pk
Cinergy Hub	19.96	30.65	23.79	23.27	26.18	23.44	30.12	27.20	26.78	27.76	30.62	37.06	31.74	27.69	28.96	28.15	37.89	33.59	28.91	27.95	27.37	24.84	22.64	23.39	27.91	29.32
Illinois Hub	19.05	15.20	12.77	16.42	15.19	18.49	22.82	25.52	25.52	26.17	25.36	23.82	26.85	25.57	26.14	25.44	25.48	29.10	27.57	26.64	26.10	25.40	23.45	22.30	23.18	25.88
Indiana Hub	20.10	30.86	23.96	23.43	26.37	23.59	30.33	27.38	26.97	27.40	24.38	29.62	29.39	26.13	26.91	24.74	29.54	25.53	29.14	28.19	27.61	25.79	23.60	23.55	26.44	27.02
Michigan Hub	20.89	33.63	25.97	24.92	28.39	24.90	32.15	28.40	27.92	28.80	29.81	36.73	32.54	30.96	30.59	29.91	37.08	37.95	29.89	28.91	28.50	28.00	25.80	24.61	29.47	30.74
Minnesota Hub	20.48	16.58	14.17	17.59	16.48	19.81	24.58	27.14	27.62	28.13	27.06	25.59	28.80	27.30	27.98	27.04	27.21	31.40	32.61	30.40	28.72	27.27	24.67	22.58	25.05	28.06
Wisconsin PS	20.68	13.55	11.78	16.40	14.25	19.09	23.54	27.69	27.84	28.35	26.85	23.75	28.29	26.89	27.60	26.68	25.43	31.49	30.29	29.12	28.20	27.19	25.23	23.67	24.33	27.55
Forecasted Load (GW)	54.0	52.3	51.1	50.6	51.4	53.0	56.9	61.9	63.1	63.3	63.4	63.4	63.1	62.8	62.4	62.1	62.3	64.6	66.9	66.1	64.7	62.7	59.6	55.9		
Forecast Error %	-1.5%	-1.8%	-2.0%	-2.5%	-3.5%	-3.0%	-2.6%	-1.8%	-0.1%	0.3%	0.8%	1.2%	1.1%	1.0%	1.2%	1.0%	1.0%	0.6%	0.0%	0.5%	0.7%	1.2%	1.4%	1.5%		





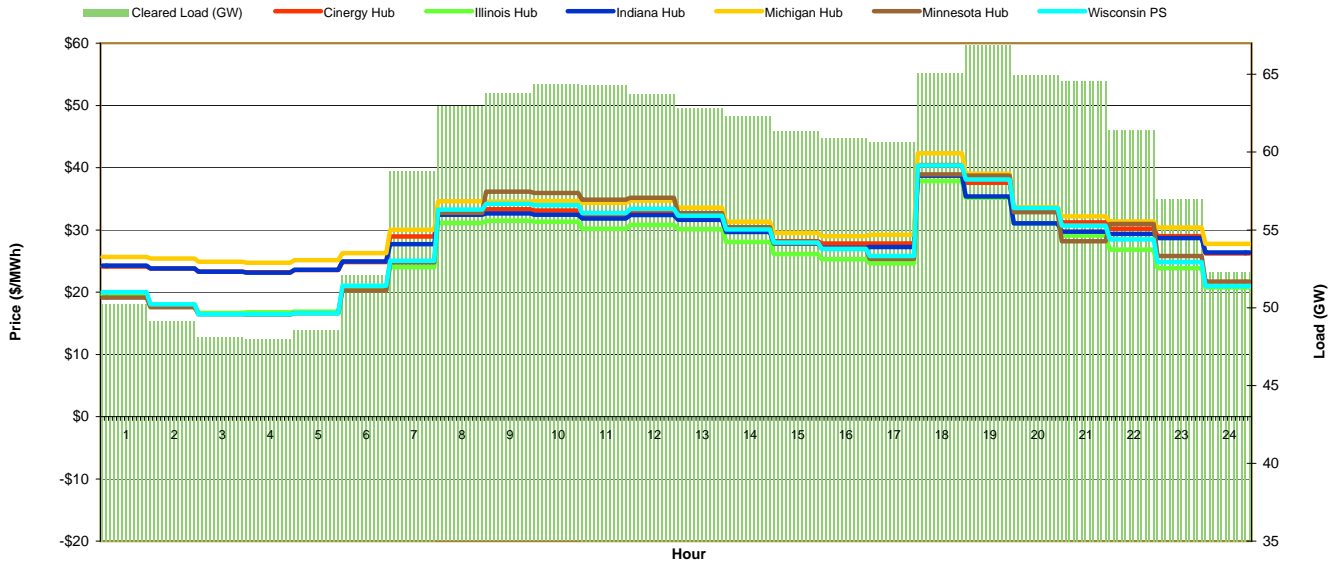
# MISO Daily Report

Wednesday November 23, 2011

Price	<=0	>=100	>=200
Forecast Error %	0-4.9%	5-9.9%	>=10%

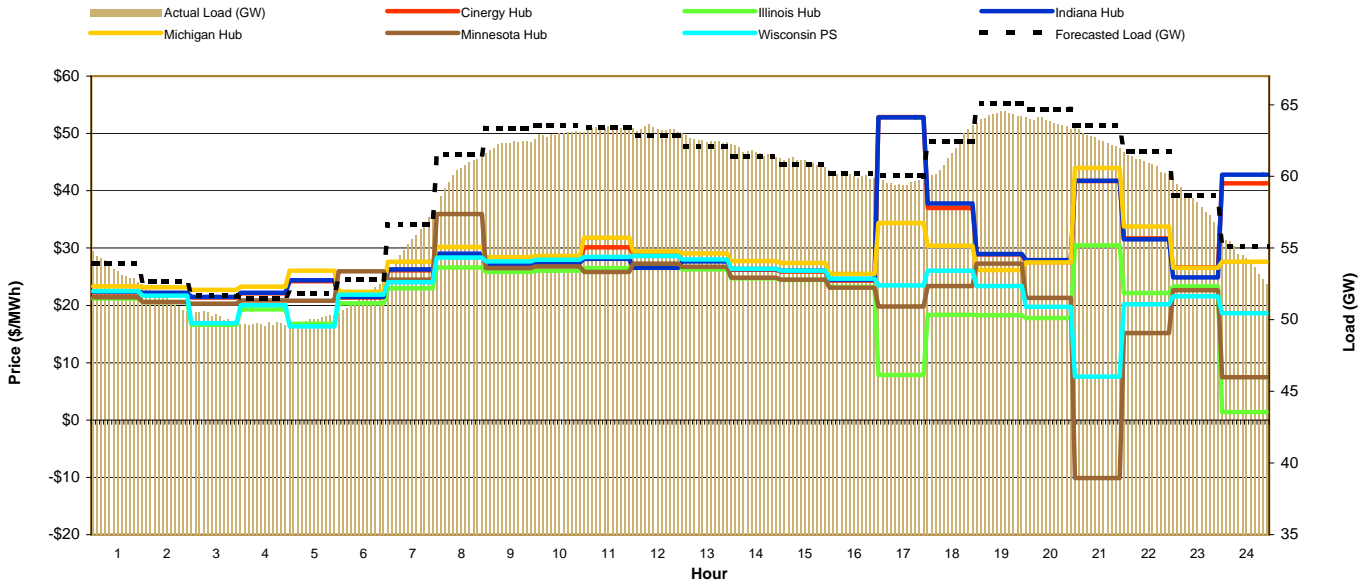
## Day-Ahead Prices and Cleared Load

Hour Ending:																									Avg. Hr \$			
	1	2	3	4	5	6	7	8	9	10	11	12	13	14	15	16	17	18	19	20	21	22	23	24	All	On Pk		
Cinergy Hub	24.09	23.78	23.28	23.17	23.54	24.81	28.96	33.17	33.31	32.37	33.08	32.27	29.97	28.20	27.83	27.82	40.40	37.57	33.27	31.20	30.20	28.98	26.22	29.61	32.05			
Illinois Hub	19.58	18.02	16.64	16.75	16.87	20.38	23.99	31.10	31.48	31.29	30.16	30.79	30.14	28.09	26.11	25.27	24.64	37.85	35.19	31.07	29.08	26.86	23.86	20.77	26.08	29.56		
Indiana Hub	24.25	23.83	23.30	23.15	23.59	24.94	27.72	32.46	32.63	32.45	31.81	32.41	31.63	29.66	27.81	27.16	27.27	38.72	35.38	31.07	29.74	29.38	28.67	26.35	28.97	31.14		
Michigan Hub	25.66	25.41	24.87	24.73	25.16	26.27	30.02	34.60	34.57	34.67	34.32	34.70	33.55	31.30	29.51	28.99	29.18	42.31	39.03	33.68	32.21	31.37	30.37	27.76	31.01	33.40		
Minnesota Hub	19.15	17.59	16.43	16.40	16.63	20.28	24.77	32.74	36.12	35.94	34.85	35.19	32.69	30.45	27.88	26.99	25.33	38.90	38.73	32.87	28.20	30.93	25.79	21.72	27.77	32.10		
Wisconsin PS	19.99	18.05	16.45	16.44	16.61	21.04	25.05	33.29	34.21	34.01	32.68	33.35	32.29	30.07	27.96	26.96	25.82	40.36	38.11	33.54	30.70	28.48	24.82	21.00	27.55	31.66		
Cleared Load (GW)	50.2	49.1	48.1	48.0	48.6	52.1	58.8	62.9	63.8	64.3	64.3	63.7	62.9	62.3	61.3	60.9	60.7	65.1	66.9	64.9	64.5	61.4	57.0	52				



## Preliminary Real-Time Prices with Forecasted and Actual System Load

Hour Ending:																									Avg. Hr \$			
	1	2	3	4	5	6	7	8	9	10	11	12	13	14	15	16	17	18	19	20	21	22	23	24	All	On Pk		
Cinergy Hub	22.24	22.09	21.35	22.10	24.24	21.37	26.13	28.83	27.13	27.32	30.11	29.03	27.83	26.23	25.91	24.34	52.85	37.02	28.92	27.56	41.68	31.72	26.61	41.31	28.91	30.82		
Illinois Hub	21.19	20.59	16.60	19.28	16.78	20.38	23.01	26.63	25.85	26.05	26.48	26.74	26.27	24.71	24.43	23.22	7.86	18.37	18.30	17.82	30.47	22.15	23.34	1.37	21.16	23.04		
Indiana Hub	22.39	22.23	21.49	22.23	24.40	21.48	26.27	29.01	27.29	27.49	28.13	26.57	27.67	26.36	26.03	24.52	52.81	37.79	28.95	27.92	41.73	31.51	24.91	42.82	28.83	30.54		
Michigan Hub	23.31	23.15	22.73	23.24	26.03	22.35	27.60	30.20	28.40	28.60	31.82	29.41	29.05	27.75	27.40	25.50	34.39	30.41	26.18	27.50	43.99	33.77	26.57	27.61	28.21	30.06		
Minnesota Hub	21.45	20.60	20.30	20.86	20.80	25.95	24.49	35.96	26.49	26.76	25.81	27.28	26.75	24.81	24.47	23.12	19.82	23.40	27.29	21.31	-10.12	15.16	22.64	7.44	21.79	22.56		
Wisconsin PS	22.46	21.68	16.88	20.05	16.37	21.85	24.07	28.33	27.65	27.96	28.45	28.62	28.00	26.42	26.09	24.67	23.50	26.09	23.36	19.74	7.59	20.22	21.60	18.61	22.92	24.27		
Forecasted Load (GW)	53.9	52.7	51.7	51.5	51.9	52.8	56.6	61.5	63.4	63.5	63.4	62.9	62.1	61.4	60.9	60.2	60.0	62.4	65.1	64.7	63.6	61.7	58.7	55.1				
Forecast Error %	-0.7%	-2.3%	-2.8%	-3.7%	-3.8%	-2.4%	-2.2%	-2.4%	-1.8%	-0.9%	-0.1%	0.7%	0.7%	0.5%	0.2%	-0.3%	-0.8%	-1.4%	-1.3%	-1.4%	-1.6%	-1.3%	-0.8%	-1.4%				





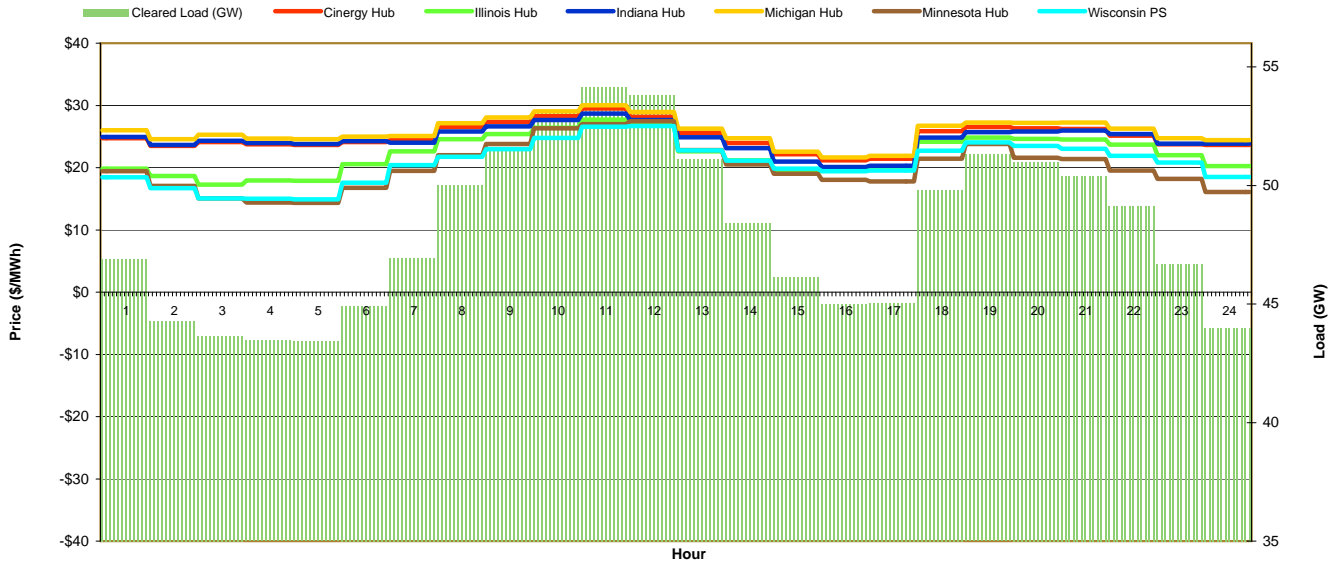
# MISO Daily Report

Thursday November 24, 2011

Price	<=0	>=100	>=200
Forecast Error %	0-4.9%	5-9.9%	>=10%

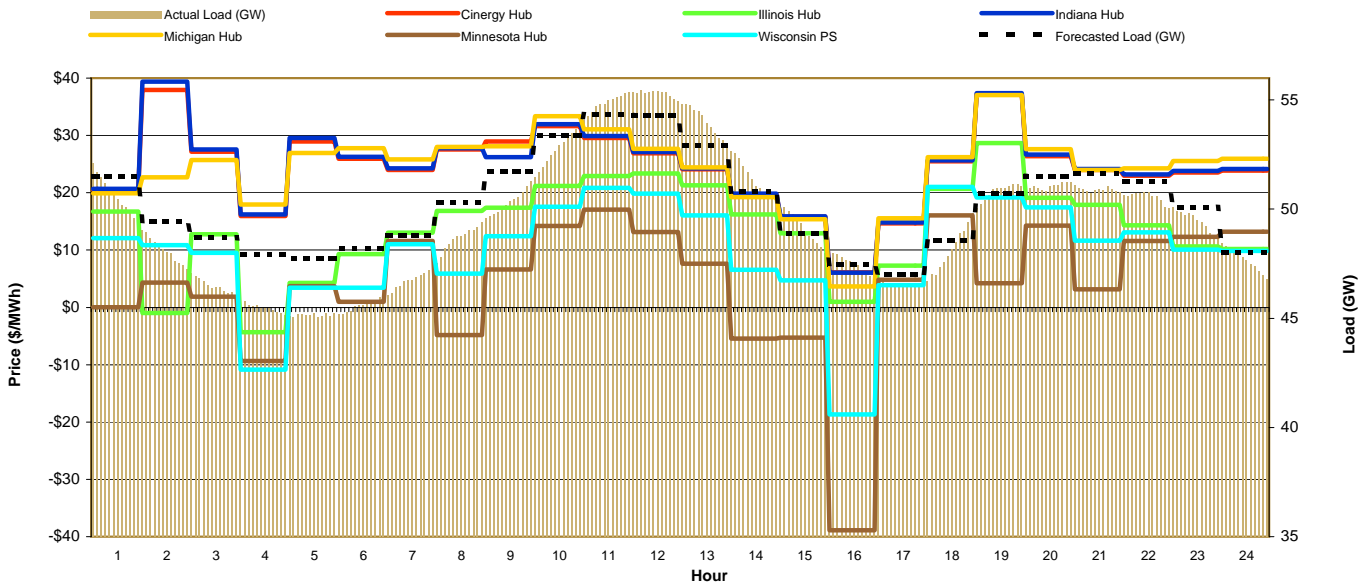
## Day-Ahead Prices and Cleared Load

Hour Ending:																									Avg. Hr \$	
	1	2	3	4	5	6	7	8	9	10	11	12	13	14	15	16	17	18	19	20	21	22	23	24	All	On Pk
Cinergy Hub	24.75	23.49	24.09	23.74	23.64	24.10	24.44	26.51	27.35	28.29	29.51	28.19	25.62	23.95	22.14	21.16	21.45	25.87	26.53	26.32	26.20	25.15	23.77	23.67	25.00	25.50
Illinois Hub	19.87	18.68	17.28	17.93	17.88	20.57	22.63	24.58	25.38	26.45	27.72	26.83	22.63	21.19	19.38	19.47	19.69	24.14	24.83	24.63	24.50	23.72	22.00	20.28	22.18	23.57
Indiana Hub	24.96	23.67	24.30	23.94	23.82	24.25	24.02	25.83	26.63	27.67	28.71	27.67	24.86	23.14	20.99	20.08	20.31	24.81	25.72	25.82	25.96	25.39	23.88	23.84	24.59	24.84
Michigan Hub	26.02	24.57	25.29	24.68	24.60	24.98	25.11	27.17	28.08	29.04	30.02	28.94	26.27	24.75	22.57	21.65	21.91	26.72	27.23	27.21	27.26	26.29	24.75	24.43	25.81	26.24
Minnesota Hub	19.43	17.05	15.08	14.40	14.33	16.74	19.49	22.01	23.80	26.30	26.97	27.46	22.83	20.51	19.00	18.05	17.78	21.46	23.80	21.57	21.37	19.52	18.19	16.07	20.13	21.91
Wisconsin PS	18.47	16.69	15.06	15.04	14.92	17.58	20.44	21.76	23.00	24.80	26.58	26.67	22.78	21.14	19.84	19.43	19.54	22.73	24.05	23.49	23.02	21.90	20.84	18.52	20.76	22.60
Cleared Load (GW)	46.9	44.3	43.7	43.5	43.4	44.9	47.0	50.0	51.5	53.1	54.2	53.8	51.1	48.4	46.1	45.0	45.0	49.8	51.3	51.0	50.4	49.1	46.7	4.4		



## Preliminary Real-Time Prices with Forecasted and Actual System Load

Hour Ending:																									Avg. Hr \$	
	1	2	3	4	5	6	7	8	9	10	11	12	13	14	15	16	17	18	19	20	21	22	23	24	All	On Pk
Cinergy Hub	20.53	37.95	27.18	15.92	28.95	25.92	23.98	27.57	28.97	31.61	29.57	26.86	24.10	19.73	15.83	6.12	14.66	25.46	37.15	26.40	23.95	22.95	23.52	23.85	24.53	24.03
Illinois Hub	16.71	-0.98	12.75	-4.30	4.29	9.29	13.06	16.85	17.40	21.21	22.92	23.36	21.31	16.20	12.91	1.00	7.30	20.68	28.64	19.10	17.90	14.33	10.62	10.17	13.86	16.98
Indiana Hub	20.68	39.37	27.57	16.21	29.58	26.25	24.28	27.80	26.23	31.97	29.90	27.11	24.28	19.83	15.90	6.04	14.81	25.64	37.38	26.65	24.12	23.19	23.83	24.15	24.70	24.04
Michigan Hub	19.92	22.71	25.73	17.97	26.93	27.79	25.84	27.98	28.10	33.35	31.07	27.67	24.44	19.25	15.36	3.67	15.56	26.20	37.06	27.59	23.99	24.26	25.53	25.92	24.33	24.44
Minnesota Hub	0.03	4.33	1.88	-9.33	3.69	0.96	11.60	-4.84	6.64	14.20	17.04	13.14	7.61	-5.45	-5.29	-38.91	4.82	16.03	4.19	14.24	3.13	11.61	12.31	13.18	4.03	4.40
Wisconsin PS	12.10	10.87	9.50	-10.88	3.46	3.41	11.04	5.91	12.43	17.58	20.85	19.86	16.04	6.54	4.72	-18.65	3.89	21.03	19.20	17.45	11.64	13.08	10.09	9.88	9.62	11.35
Forecasted Load (GW)	51.5	49.4	48.7	47.9	47.7	48.2	48.8	50.3	51.7	53.4	54.4	54.3	52.9	50.8	48.9	47.5	47.0	48.5	50.7	51.5	51.6	51.3	50.1	48.0		
Forecast Error %	-1.7%	-2.7%	-4.8%	-5.4%	-5.7%	-5.8%	-4.4%	-3.5%	-2.8%	-1.2%	0.9%	1.7%	2.1%	1.1%	0.5%	0.0%	-0.9%	0.2%	-1.0%	-1.5%	-1.4%	-1.3%	-0.7%			







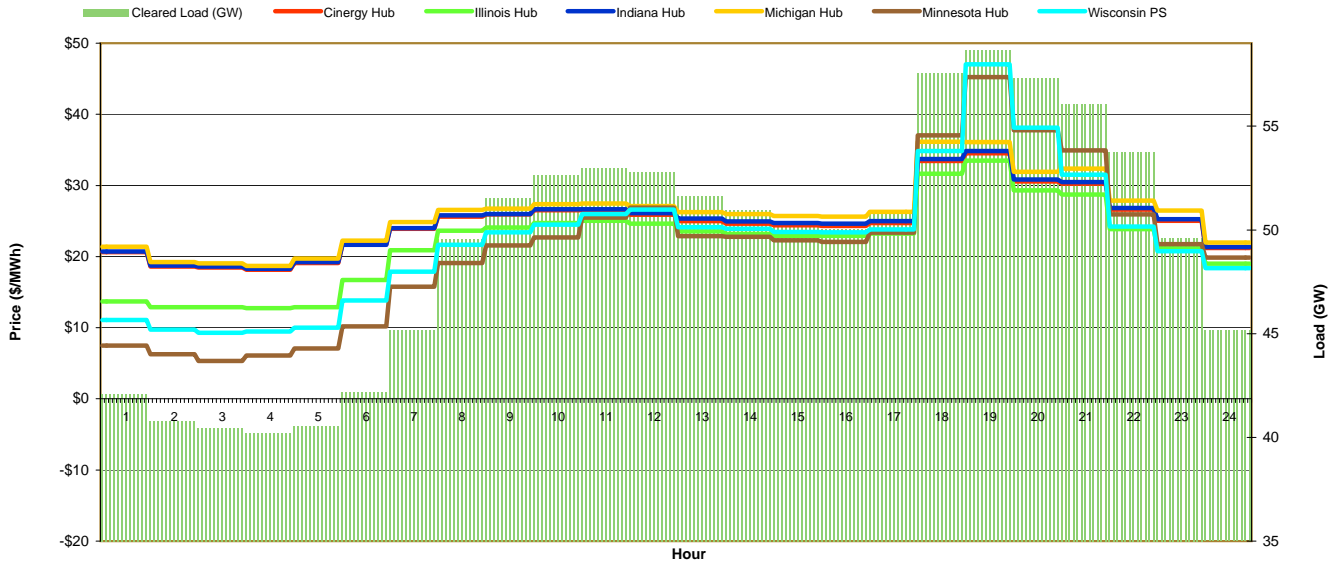
# MISO Daily Report

Friday November 25, 2011

Price	<=0	>=100	>=200
Forecast Error %	0-4.9%	5-9.9%	>=10%

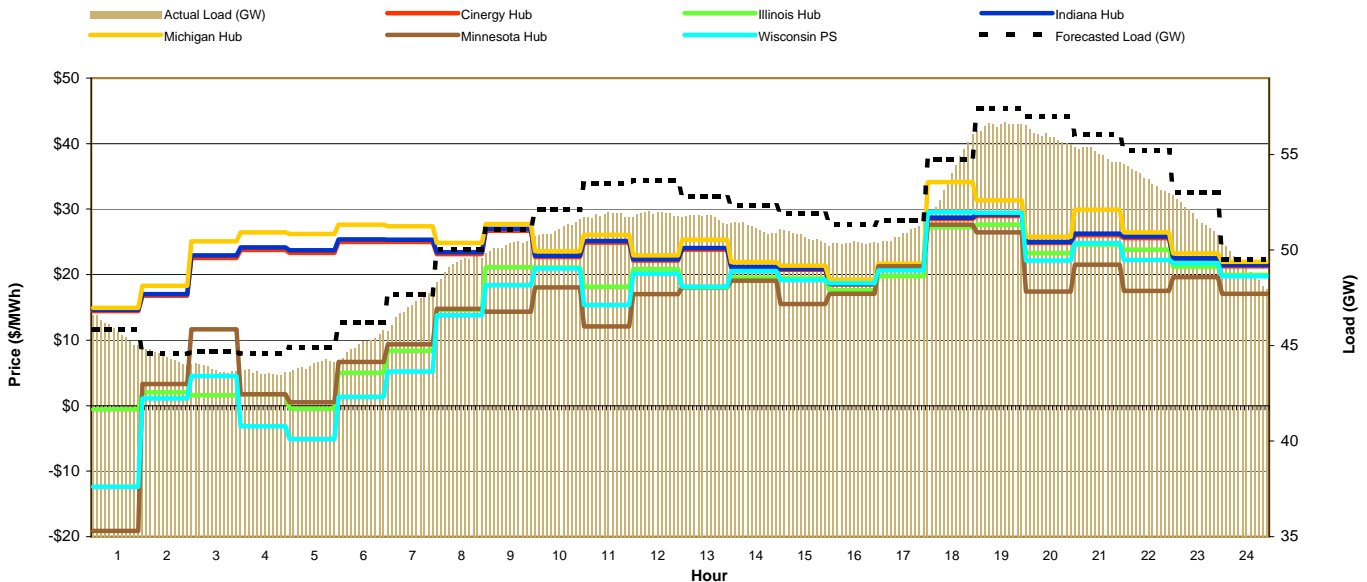
## Day-Ahead Prices and Cleared Load

Hour Ending:																									Avg. Hr \$	
	1	2	3	4	5	6	7	8	9	10	11	12	13	14	15	16	17	18	19	20	21	22	23	24	All	On Pk
Cinergy Hub	20.61	18.60	18.47	18.13	19.09	21.72	23.90	25.62	25.91	26.51	26.53	25.90	24.97	24.63	24.39	24.32	24.71	33.46	34.54	30.56	30.23	26.61	25.04	21.19	24.82	27.12
Illinois Hub	13.69	12.90	12.88	12.73	12.89	16.71	20.89	23.66	24.10	24.73	25.04	24.61	23.56	23.19	22.94	22.90	23.25	31.63	33.51	29.30	28.70	23.85	21.15	19.00	21.99	25.38
Indiana Hub	20.72	18.72	18.62	18.27	19.25	21.66	23.99	25.78	25.97	26.65	26.65	26.10	25.33	24.93	24.70	24.62	25.00	33.72	34.83	30.84	30.48	26.84	25.26	21.34	25.01	27.36
Michigan Hub	21.39	19.23	19.06	18.71	19.71	22.23	24.84	26.55	26.73	27.37	27.48	27.11	26.24	25.96	25.72	25.63	26.29	36.14	36.12	31.93	32.35	27.87	26.46	21.98	25.96	28.50
Minnesota Hub	7.47	6.29	5.34	6.08	7.08	10.18	15.76	19.10	21.58	22.69	25.46	26.88	22.88	22.77	22.29	22.06	23.37	37.06	45.24	37.75	34.92	25.93	21.77	19.84	21.24	26.98
Wisconsin PS	11.08	9.76	9.28	9.48	10.02	13.81	17.87	21.64	23.41	24.50	25.96	26.59	24.14	23.91	23.48	23.40	23.83	34.83	47.03	38.12	31.49	24.23	20.74	18.38	22.37	27.33
Cleared Load (GW)	42.1	40.8	40.5	40.2	40.6	42.2	45.2	49.6	51.5	52.7	53.0	52.8	51.6	51.0	50.3	50.1	50.8	57.6	58.7	57.3	56.1	53.7	49.6	4.5		



## Preliminary Real-Time Prices with Forecasted and Actual System Load

Hour Ending:																									Avg. Hr \$	
	1	2	3	4	5	6	7	8	9	10	11	12	13	14	15	16	17	18	19	20	21	22	23	24	All	On Pk
Cinergy Hub	14.46	16.78	22.57	23.77	23.33	25.01	24.98	23.12	26.72	22.69	24.89	22.17	23.84	21.01	20.74	18.48	20.81	28.49	28.96	24.83	26.03	25.57	22.28	21.27	23.03	23.79
Illinois Hub	-0.57	2.03	1.57	1.73	-0.45	4.99	8.39	14.61	21.13	21.08	18.17	20.86	18.01	19.54	19.40	17.62	19.76	27.25	27.62	23.29	24.61	23.82	21.21	19.95	15.65	21.12
Indiana Hub	14.63	17.02	22.93	24.15	23.72	25.39	25.35	23.41	26.98	22.89	25.13	22.35	24.08	21.18	20.88	18.61	20.96	28.69	29.19	25.01	26.26	25.81	22.50	21.45	23.27	24.00
Michigan Hub	14.91	18.28	25.11	26.47	26.21	27.62	27.38	24.83	27.74	23.59	26.06	22.92	25.33	21.92	21.39	19.21	21.68	34.14	31.36	25.78	29.94	26.46	23.24	21.97	24.73	25.35
Minnesota Hub	-19.13	3.31	11.67	1.76	0.53	6.65	9.38	14.77	14.36	18.04	12.10	17.04	18.12	19.09	15.53	17.09	21.26	27.61	26.44	17.40	21.53	17.54	19.64	17.08	13.70	18.60
Wisconsin PS	-12.38	1.12	4.53	-3.15	-5.10	1.33	5.22	13.83	18.41	20.96	15.35	20.18	18.16	20.54	19.17	18.68	20.63	29.55	29.43	22.14	24.82	22.24	21.77	19.76	14.46	20.99
Forecasted Load (GW)	45.8	44.6	44.7	44.6	44.9	46.2	47.7	50.0	51.1	52.1	53.5	53.6	52.8	52.3	51.9	51.3	51.6	54.7	57.4	57.0	56.1	55.2	53.0	49.5		
Forecast Error %	-0.1%	-0.2%	-2.1%	-2.4%	-2.2%	-2.6%	-1.4%	-1.6%	-1.7%	-2.0%	-3.2%	-3.4%	-2.1%	-2.3%	-2.3%	-1.5%	-1.7%	-1.6%	-1.9%	-1.9%	-2.8%	-2.4%	-0.7%			





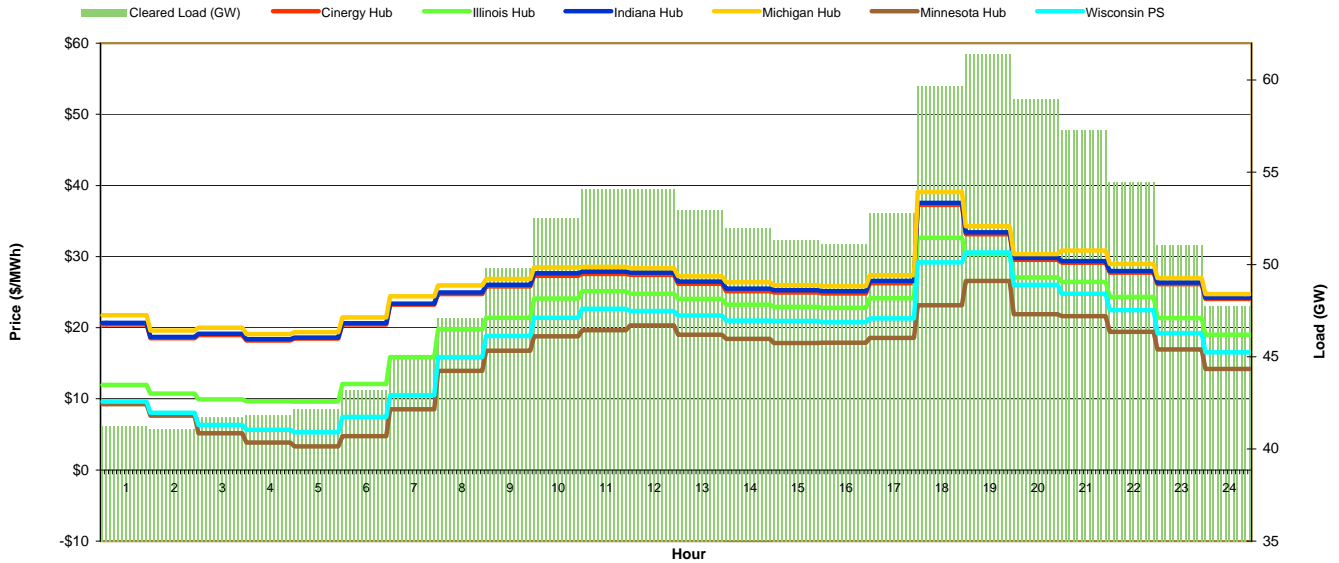
# MISO Daily Report

Saturday November 26, 2011

Price	<=0	>=100	>=200
Forecast Error %	0-4.9%	5-9.9%	>=10%

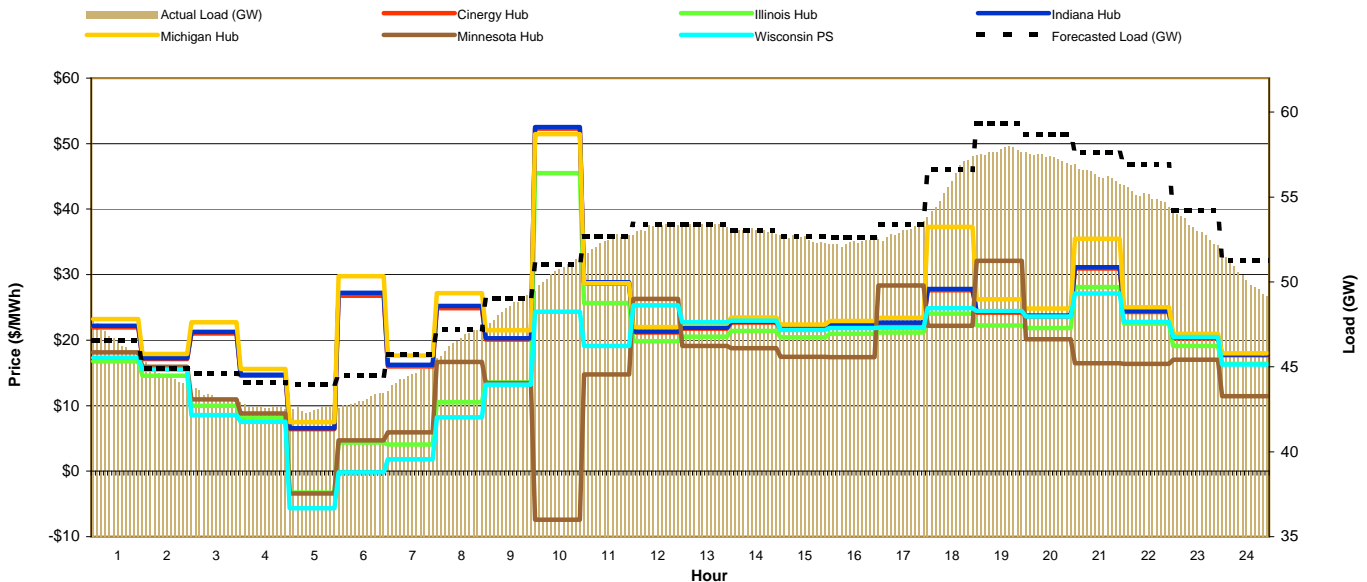
## Day-Ahead Prices and Cleared Load

Hour Ending:																									Avg. Hr \$	
	1	2	3	4	5	6	7	8	9	10	11	12	13	14	15	16	17	18	19	20	21	22	23	24	All	On Pk
Cinergy Hub	20.47	18.54	18.95	18.21	18.46	20.47	23.24	24.74	25.82	27.29	27.55	27.42	26.18	25.15	24.95	24.80	26.25	37.30	33.13	29.55	29.15	27.73	26.13	24.04	25.23	27.70
Illinois Hub	11.96	10.74	9.95	9.68	9.62	12.11	15.87	19.77	21.40	24.11	25.14	24.76	24.06	23.26	22.91	22.79	24.14	32.63	30.37	27.09	26.44	24.34	21.34	19.01	20.56	24.66
Indiana Hub	20.67	18.71	19.14	18.39	18.63	20.64	23.40	24.96	26.03	27.66	27.89	27.73	26.50	25.49	25.26	25.12	26.56	37.56	33.42	29.83	29.37	27.95	26.34	24.23	25.48	27.98
Michigan Hub	21.74	19.58	20.02	19.10	19.38	21.43	24.41	25.94	26.86	28.46	28.55	28.39	27.24	26.39	26.00	25.86	27.38	39.09	34.28	30.36	30.84	28.94	26.97	24.72	26.33	28.85
Minnesota Hub	9.25	7.63	5.16	3.86	3.33	4.75	8.52	13.94	16.78	18.77	19.66	20.33	19.01	18.45	17.84	17.89	18.57	23.17	26.57	21.89	21.62	19.41	16.93	14.22	15.31	19.43
Wisconsin PS	9.61	8.06	6.31	5.64	5.31	7.45	10.51	15.88	18.85	21.41	22.64	22.34	21.72	21.02	20.97	20.76	21.31	29.19	30.58	26.02	24.78	22.46	19.26	16.53	17.86	22.45
Cleared Load (GW)	41.2	41.1	41.7	41.8	42.2	43.2	44.9	47.1	49.8	52.5	54.1	54.1	53.0	52.0	51.4	51.1	52.8	59.7	61.4	59.0	57.3	54.4	51.1	4.8		



## Preliminary Real-Time Prices with Forecasted and Actual System Load

Hour Ending:																									Avg. Hr \$	
	1	2	3	4	5	6	7	8	9	10	11	12	13	14	15	16	17	18	19	20	21	22	23	24	All	On Pk
Cinergy Hub	21.96	17.09	21.01	14.56	6.42	26.80	15.98	24.90	20.09	52.30	28.66	21.17	21.76	22.68	21.65	22.21	22.52	27.60	24.18	23.59	30.95	24.29	20.30	17.71	22.93	25.55
Illinois Hub	16.77	14.57	10.00	8.18	-3.26	4.38	4.09	10.52	13.55	45.47	25.65	19.86	20.51	21.41	20.41	20.95	21.18	24.04	22.25	21.85	28.08	22.55	19.10	16.38	17.85	22.34
Indiana Hub	22.18	17.25	21.27	14.73	6.55	27.22	16.21	25.21	20.30	52.55	28.82	21.33	21.90	22.83	21.77	22.34	22.66	27.80	24.35	23.76	31.13	24.45	20.44	17.81	23.12	25.73
Michigan Hub	23.24	17.89	22.71	15.59	7.50	29.77	17.63	27.16	21.53	51.43	28.68	22.00	22.54	23.47	22.37	22.92	23.41	37.29	26.23	24.82	35.47	25.03	20.96	17.98	24.48	27.21
Minnesota Hub	18.16	15.93	10.94	8.80	-3.40	4.69	5.91	16.69	13.47	-7.42	14.75	26.29	19.12	18.76	17.43	17.42	28.36	22.20	32.11	20.15	16.46	16.39	17.01	11.45	15.07	18.07
Wisconsin PS	17.30	15.48	8.58	7.52	-5.64	-0.17	1.84	8.21	13.21	24.33	19.09	25.32	22.71	22.97	21.57	21.87	21.92	24.89	24.44	23.60	27.15	22.77	20.48	16.27	16.90	21.53
Forecasted Load (GW)	46.6	44.9	44.6	44.1	44.0	44.5	45.7	47.2	49.0	51.0	52.7	53.4	53.4	53.0	52.7	52.6	53.4	56.6	59.3	58.7	57.6	56.9	54.2	51.3		
Forecast Error %	-0.1%	-0.7%	-3.0%	-3.3%	-3.5%	-3.4%	-2.8%	-1.5%	-1.2%	-0.9%	-0.7%	-0.4%	-0.2%	-0.1%	-0.3%	-0.6%	-0.8%	-1.6%	-2.9%	-2.4%	-2.3%	-3.4%	-2.0%	-1.9%		





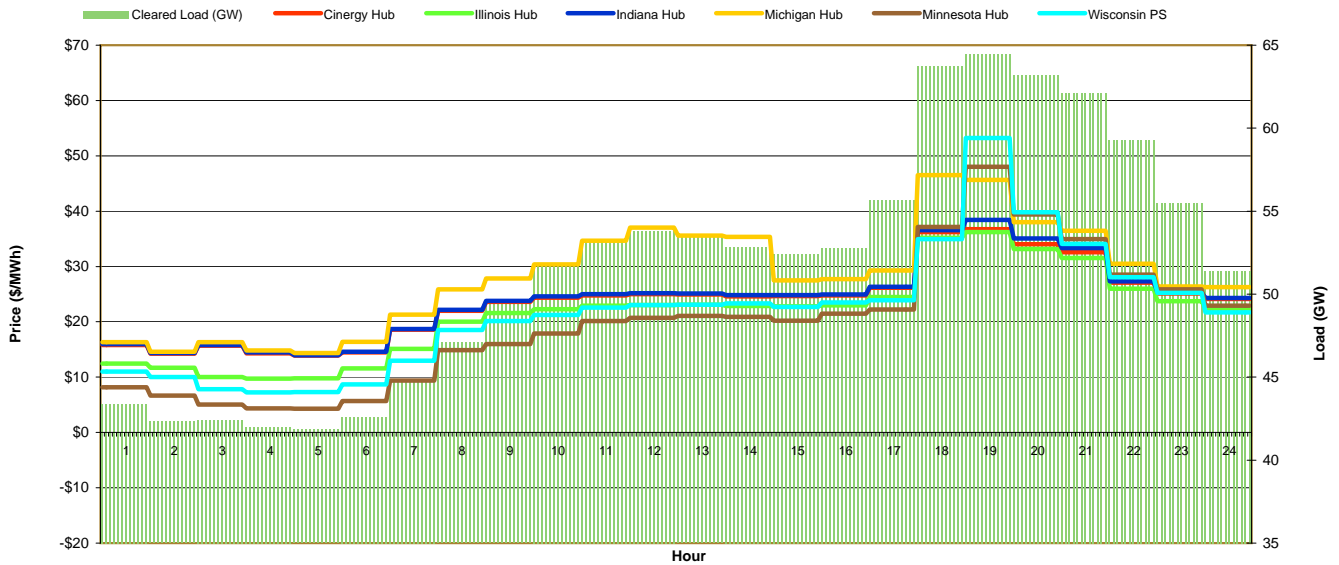
# MISO Daily Report

Sunday November 27, 2011

Price	<=0	>=100	>=200
Forecast Error %	0-4.9%	5-9.9%	>=10%

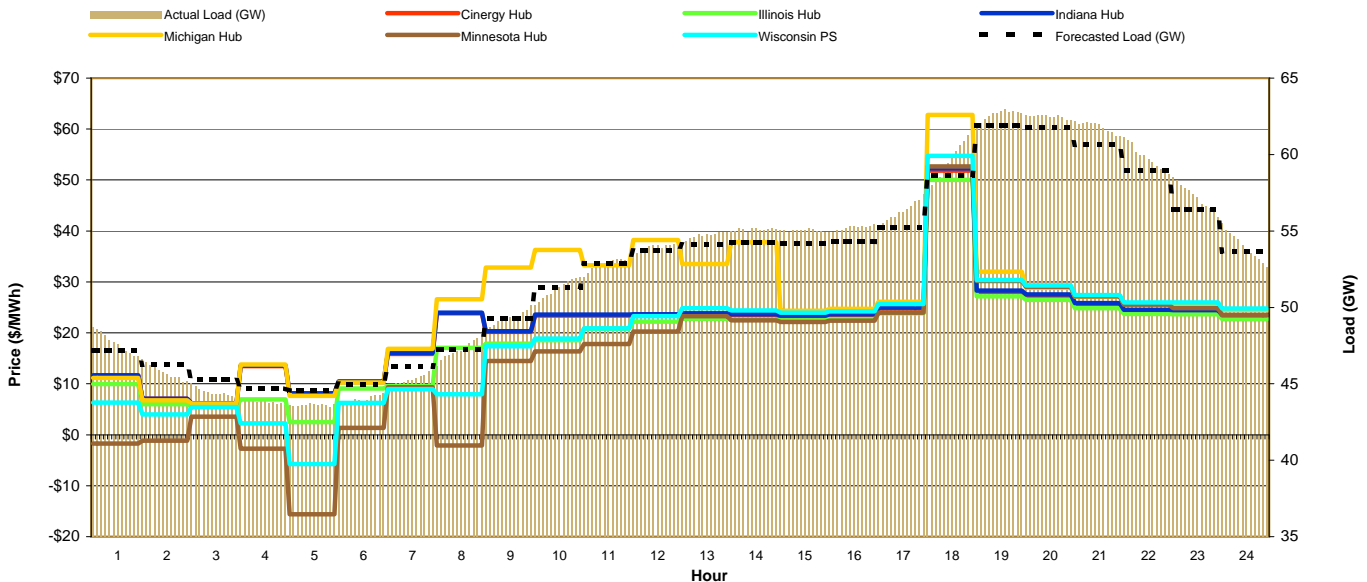
## Day-Ahead Prices and Cleared Load

Hour Ending:																									Avg. Hr \$	
	1	2	3	4	5	6	7	8	9	10	11	12	13	14	15	16	17	18	19	20	21	22	23	24	All	On Pk
Cinergy Hub	15.83	14.25	15.68	14.32	13.87	14.47	18.60	22.02	23.62	24.36	24.77	24.99	24.93	24.62	24.64	24.76	26.14	36.25	36.77	34.00	32.55	27.08	25.11	24.12	23.66	27.29
Illinois Hub	12.43	11.67	10.03	9.75	9.78	11.58	15.11	20.03	21.57	22.30	22.90	23.02	23.09	22.85	22.83	22.96	24.48	35.17	36.23	33.18	31.54	26.00	23.75	22.41	21.44	25.74
Indiana Hub	15.95	14.34	15.82	14.45	13.98	14.57	18.71	22.17	23.80	24.58	24.99	25.20	25.14	24.83	24.83	24.97	26.34	36.54	38.41	35.06	33.35	27.32	25.34	24.31	23.96	27.68
Michigan Hub	16.35	14.59	16.34	14.83	14.34	16.36	21.29	25.89	27.83	30.40	34.64	37.03	35.57	35.35	27.47	27.74	29.29	46.51	45.65	38.00	36.43	30.49	26.41	26.29	28.13	33.42
Minnesota Hub	8.14	6.67	5.06	4.35	4.29	5.66	9.41	14.85	16.00	17.88	20.13	20.73	21.09	20.92	20.19	21.45	22.20	37.12	48.00	39.40	34.92	28.50	25.88	22.90	19.82	25.58
Wisconsin PS	10.99	10.05	7.83	7.27	7.29	8.68	12.97	18.55	20.14	21.26	22.59	23.03	23.10	23.35	22.70	23.48	23.90	34.97	53.23	39.82	34.09	28.04	25.26	21.71	21.84	27.34
Cleared Load (GW)	43.4	42.3	42.4	42.0	41.9	42.6	44.7	47.1	49.4	51.7	53.2	53.8	53.4	52.8	52.4	52.8	55.6	63.7	64.5	63.2	62.1	59.3	55.5	51.1		



## Preliminary Real-Time Prices with Forecasted and Actual System Load

Hour Ending:																									Avg. Hr \$	
	1	2	3	4	5	6	7	8	9	10	11	12	13	14	15	16	17	18	19	20	21	22	23	24	All	On Pk
Cinergy Hub	11.64	7.06	6.16	13.46	8.13	10.40	15.85	23.83	20.18	23.38	23.38	23.47	23.68	23.49	23.23	23.52	24.75	51.87	28.03	27.28	25.58	24.32	24.27	23.32	21.26	25.89
Illinois Hub	9.94	6.01	5.59	6.93	2.46	9.05	9.57	17.07	17.88	18.55	20.81	22.22	22.74	22.59	22.44	22.70	23.82	50.05	27.16	26.49	24.85	23.69	23.65	22.68	19.12	24.17
Indiana Hub	11.68	7.08	6.19	13.58	8.16	10.45	16.03	23.98	20.35	23.60	23.56	23.64	23.86	23.68	23.39	23.68	24.94	52.28	28.29	27.55	25.82	24.53	24.47	23.51	21.43	26.10
Michigan Hub	11.13	6.73	6.13	13.76	7.64	10.26	16.89	26.58	32.83	36.27	33.24	38.20	33.50	37.81	24.35	24.69	26.08	62.80	32.03	28.89	27.10	25.73	25.54	24.46	25.53	32.23
Minnesota Hub	-1.72	-1.15	3.55	-2.74	-15.59	1.35	9.31	-2.07	14.49	16.34	17.80	20.24	23.30	22.48	22.12	22.38	23.95	52.68	30.18	29.04	27.14	25.52	24.83	23.47	16.12	23.15
Wisconsin PS	6.30	4.00	5.44	2.24	-5.77	6.26	8.93	7.93	17.39	18.88	20.90	23.26	24.84	24.42	23.98	24.23	25.63	54.76	30.36	29.33	27.40	25.97	25.95	24.75	19.06	25.33
Forecasted Load (GW)	47.2	46.2	45.3	44.7	44.5	45.0	46.1	47.3	49.3	51.3	52.9	53.7	54.1	54.2	54.2	54.3	55.2	58.7	61.9	61.8	60.6	58.9	56.4	53.7		
Forecast Error %	0.9%	-1.1%	-1.9%	-2.0%	-2.2%	-2.3%	-2.0%	-0.1%	-0.1%	-0.3%	-0.1%	0.3%	1.0%	1.5%	1.5%	1.6%	1.8%	1.5%	1.0%	1.1%	1.9%	1.5%	1.5%	0.5%		





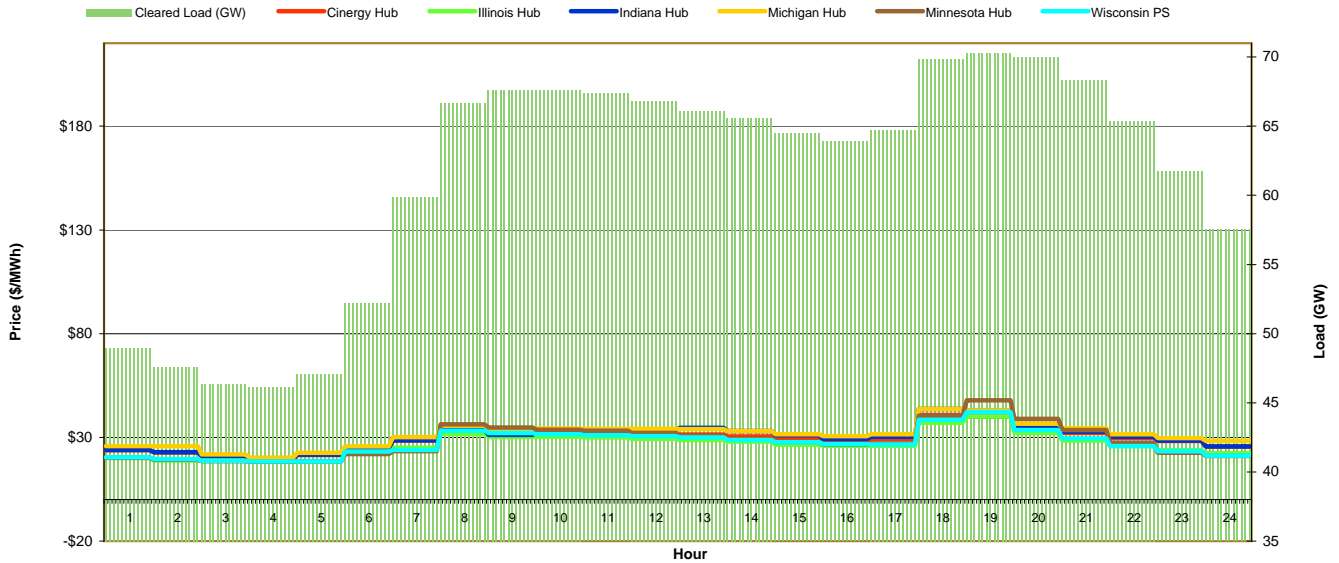
# MISO Daily Report

Monday November 28, 2011

Price	<=0	>=100	>=200
Forecast Error %	0-4.9%	5-9.9%	>=10%

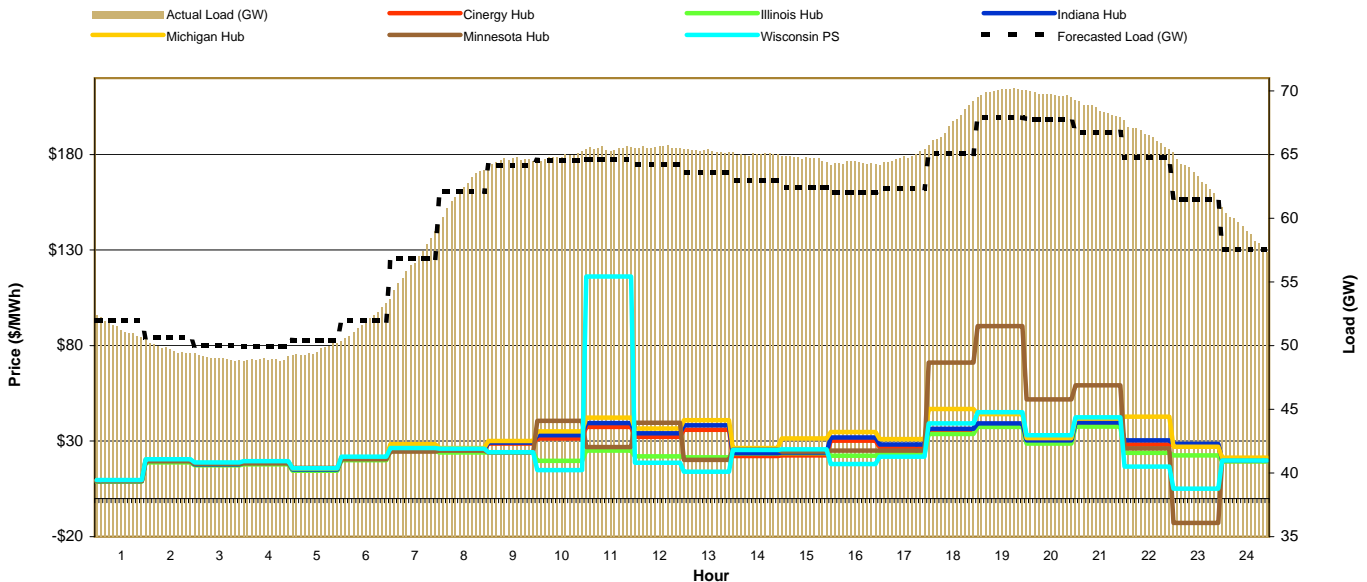
## Day-Ahead Prices and Cleared Load

Hour Ending:																									Avg. Hr \$			
	1	2	3	4	5	6	7	8	9	10	11	12	13	14	15	16	17	18	19	20	21	22	23	24	All	On Pk		
Cinergy Hub	23.80	22.71	20.92	19.47	21.50	24.53	28.37	33.44	32.25	32.00	31.76	31.43	31.31	30.37	29.08	28.45	29.17	40.81	40.00	33.60	32.11	29.65	28.22	25.48	29.18	32.10		
Illinois Hub	20.29	18.85	18.92	18.53	18.50	23.35	25.08	31.67	30.14	30.24	30.03	29.43	28.81	27.96	26.41	25.97	25.99	37.08	40.05	32.21	28.47	25.84	23.88	22.38	26.67	29.64		
Indiana Hub	23.99	22.85	21.08	19.62	21.65	24.68	28.57	33.59	31.19	32.25	32.13	33.52	34.62	33.02	31.11	29.25	30.21	43.65	42.76	34.58	32.71	30.24	28.49	25.69	30.06	33.33		
Michigan Hub	25.85	25.75	21.87	20.22	22.52	25.66	30.09	35.72	34.20	34.32	34.21	34.20	34.01	33.05	31.51	30.56	31.49	43.69	42.95	36.57	34.38	31.58	29.68	28.24	31.35	34.51		
Minnesota Hub	20.10	19.16	18.62	18.19	18.36	22.03	23.40	36.34	34.72	33.60	33.27	32.07	30.80	28.98	27.87	26.65	26.98	40.45	47.82	38.88	33.48	27.34	22.59	20.98	28.45	32.62		
Wisconsin PS	20.41	19.46	18.70	18.40	18.36	23.20	23.89	33.19	32.08	31.49	31.08	30.60	30.04	28.79	27.67	26.79	26.63	38.40	42.19	33.57	29.58	25.75	23.39	21.21	27.28	30.70		
Cleared Load (GW)	48.9	47.6	46.4	46.1	47.1	52.2	59.9	66.7	67.6	67.6	67.4	66.8	66.1	65.6	64.5	63.9	64.8	69.9	70.3	70.0	68.3	65.4	61.7	5.8				



## Preliminary Real-Time Prices with Forecasted and Actual System Load

Hour Ending:																									Avg. Hr \$			
	1	2	3	4	5	6	7	8	9	10	11	12	13	14	15	16	17	18	19	20	21	22	23	24	All	On Pk		
Cinergy Hub	9.13	19.47	17.80	18.49	15.02	20.76	27.06	25.17	28.73	31.40	37.39	32.28	35.97	22.18	22.53	30.30	26.68	35.00	38.46	30.10	39.18	28.23	27.93	20.10	26.64	30.72		
Illinois Hub	8.89	18.90	17.27	17.93	14.53	20.09	24.91	24.03	24.05	19.69	25.12	21.97	21.57	23.57	23.74	22.34	23.36	33.78	37.42	28.68	37.69	23.94	22.53	19.34	23.14	25.84		
Indiana Hub	9.19	19.61	17.93	18.62	15.12	20.91	27.28	25.41	29.18	33.04	39.48	34.17	38.21	23.78	24.01	31.92	28.30	36.50	39.30	30.41	39.76	30.39	28.62	20.44	27.57	32.03		
Michigan Hub	9.55	20.34	18.57	19.27	15.64	21.53	28.39	26.35	30.12	35.05	42.37	36.61	40.91	26.46	31.46	34.80	31.03	46.81	44.22	31.60	41.80	42.85	27.14	21.44	30.18	35.60		
Minnesota Hub	9.11	19.47	18.13	18.38	15.98	20.55	24.61	25.13	24.10	40.67	26.85	39.58	20.14	25.56	24.48	25.06	25.04	71.12	90.23	51.81	59.29	26.15	-12.84	19.66	29.51	35.15		
Wisconsin PS	9.64	20.56	18.83	19.47	15.85	21.86	26.34	26.12	24.24	14.82	116.19	18.64	13.92	25.38	25.64	17.97	21.94	39.30	45.23	33.02	42.54	16.74	5.11	19.83	26.63	30.42		
Forecasted Load (GW)	52.0	50.7	50.0	49.9	50.4	51.9	56.8	62.1	64.1	64.5	64.6	64.2	63.6	62.9	62.4	62.0	62.4	65.1	67.9	67.8	66.8	64.8	61.5	57.5				
Forecast Error %	-1.1%	-1.8%	-2.0%	-2.1%	-1.7%	-0.4%	-0.8%	0.0%	0.6%	0.4%	1.3%	2.0%	2.6%	3.2%	3.5%	3.6%	3.7%	3.4%	2.9%	2.8%	2.6%	2.6%	2.9%	2.6%				





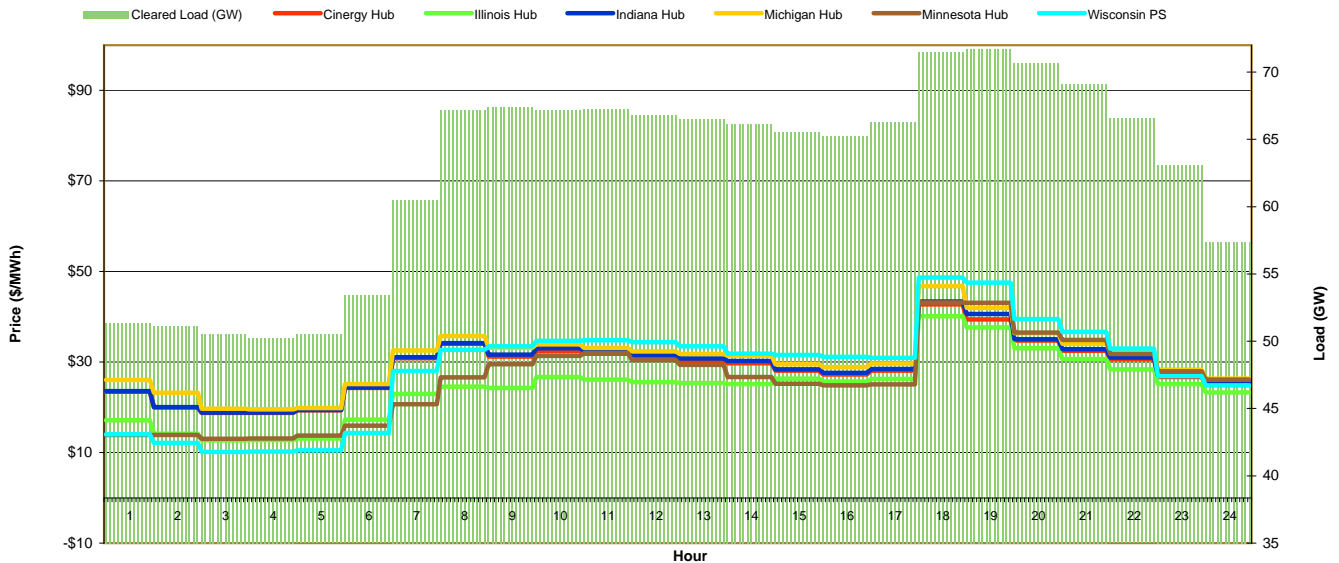
# MISO Daily Report

Tuesday November 29, 2011

Price	<=0	>=100	>=200
Forecast Error %	0-4.9%	5-9.9%	>=10%

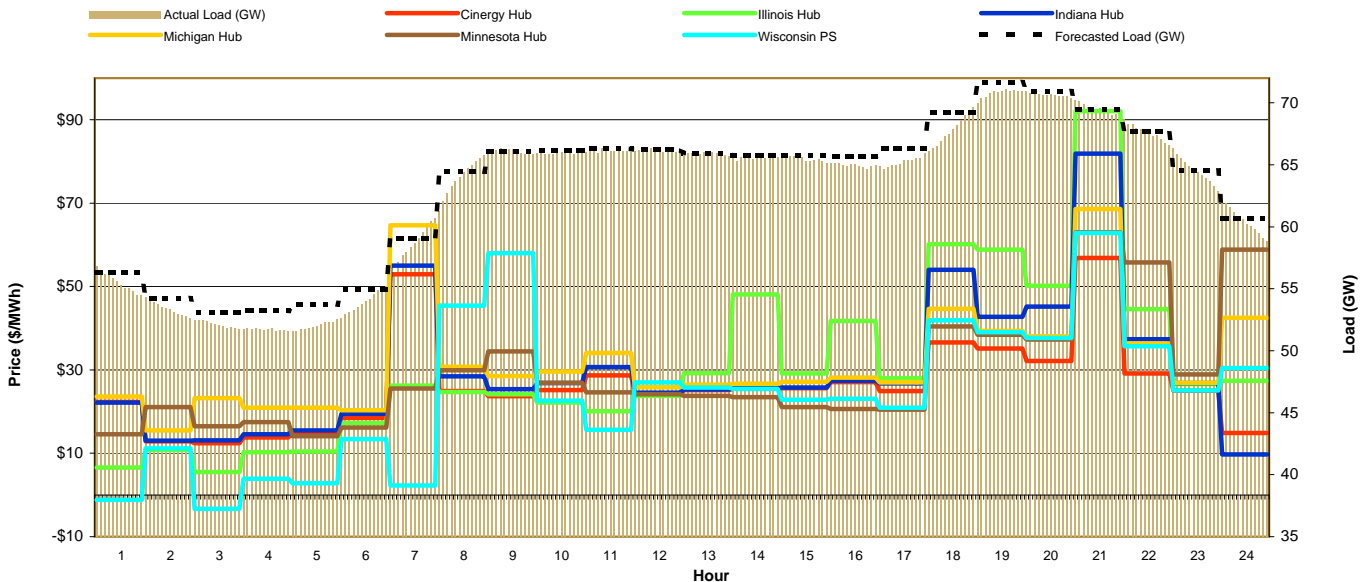
## Day-Ahead Prices and Cleared Load

Hour Ending:																									Avg. Hr \$	
	1	2	3	4	5	6	7	8	9	10	11	12	13	14	15	16	17	18	19	20	21	22	23	24	All	On Pk
Cinergy Hub	23.46	20.00	18.76	18.80	19.34	24.30	30.83	34.07	31.23	32.41	31.82	31.03	30.23	29.71	28.07	27.28	28.12	42.74	39.45	34.72	32.50	30.63	26.68	25.04	28.80	31.92
Illinois Hub	17.16	14.20	12.67	12.74	13.12	17.27	22.94	24.56	24.30	26.66	26.15	25.57	25.34	25.13	26.32	25.70	26.29	40.15	37.64	33.08	30.63	28.38	25.12	23.30	24.35	28.19
Indiana Hub	23.56	20.04	18.83	18.86	19.38	24.38	31.04	34.16	31.63	33.03	32.40	31.56	30.78	30.22	28.38	27.63	28.44	43.39	40.60	35.06	32.87	31.02	27.02	25.31	29.15	32.39
Michigan Hub	26.02	23.20	19.68	19.53	19.84	25.15	32.55	35.72	33.17	33.93	33.15	32.33	31.78	31.41	29.55	28.89	29.64	46.80	41.98	36.40	34.03	32.43	28.30	26.36	30.49	33.72
Minnesota Hub	13.88	13.88	13.02	13.10	13.72	15.91	20.70	26.62	29.52	31.37	32.01	30.42	29.38	26.66	25.24	24.88	25.05	43.13	43.07	36.52	34.92	31.76	27.96	26.14	26.20	31.16
Wisconsin PS	14.02	12.10	10.12	10.24	10.52	14.34	28.03	32.71	33.51	34.70	34.82	34.42	33.47	31.87	31.59	31.14	30.97	48.70	47.54	39.50	36.69	32.97	26.92	24.87	28.57	35.09
Cleared Load (GW)	51.4	51.1	50.6	50.2	50.5	53.4	60.5	67.2	67.4	67.2	67.3	66.8	66.5	66.1	65.5	65.2	66.3	71.5	71.7	70.7	69.1	66.6	63.1	5.7		



## Preliminary Real-Time Prices with Forecasted and Actual System Load

Hour Ending:																									Avg. Hr \$	
	1	2	3	4	5	6	7	8	9	10	11	12	13	14	15	16	17	18	19	20	21	22	23	24	All	On Pk
Cinergy Hub	22.28	12.90	12.44	13.80	15.05	18.51	52.93	24.96	23.67	25.18	28.71	24.14	25.17	25.47	25.60	27.07	24.91	36.59	35.11	32.11	56.87	29.17	25.03	14.87	26.36	29.36
Illinois Hub	6.57	10.77	5.53	10.23	10.40	17.28	26.20	24.66	24.14	22.15	20.08	23.75	29.26	48.10	29.17	41.70	28.00	60.14	58.82	50.15	92.12	44.54	26.64	27.36	30.74	38.96
Indiana Hub	22.18	13.01	13.07	14.57	15.48	19.48	55.05	28.48	25.38	26.88	30.70	24.51	25.34	25.62	25.80	27.39	26.77	54.01	42.70	45.23	81.88	37.38	26.86	9.71	29.90	34.68
Michigan Hub	23.65	15.45	23.24	20.90	20.97	20.30	64.69	30.79	28.52	29.63	34.03	25.82	26.47	26.73	27.18	28.13	27.00	44.66	39.35	38.02	68.64	36.35	26.94	42.53	32.08	33.64
Minnesota Hub	14.56	21.09	16.48	17.51	14.11	16.21	25.53	29.88	34.47	26.93	24.59	24.19	23.81	23.49	21.08	20.65	20.46	40.40	38.47	37.28	62.97	55.77	28.93	58.89	29.07	32.09
Wisconsin PS	-1.15	11.16	-3.32	3.93	2.82	13.42	2.31	45.40	58.05	22.60	15.62	26.98	25.79	25.43	22.82	23.06	20.90	41.88	39.02	37.64	62.89	35.65	25.06	30.43	24.51	33.05
Forecasted Load (GW)	56.3	54.2	53.0	53.2	53.7	55.0	59.1	64.4	66.1	66.2	66.3	66.2	65.9	65.7	65.7	65.7	66.3	69.2	71.7	71.0	69.4	67.7	64.5	60.7		
Forecast Error %	-1.4%	-1.6%	-1.8%	-3.0%	-3.4%	-2.0%	-1.1%	-0.8%	0.0%	-0.4%	-0.1%	-0.1%	-0.1%	-0.4%	-0.4%	-1.1%	-1.7%	-2.2%	-1.3%	-0.4%	0.1%	-0.1%	0.0%	-0.3%		





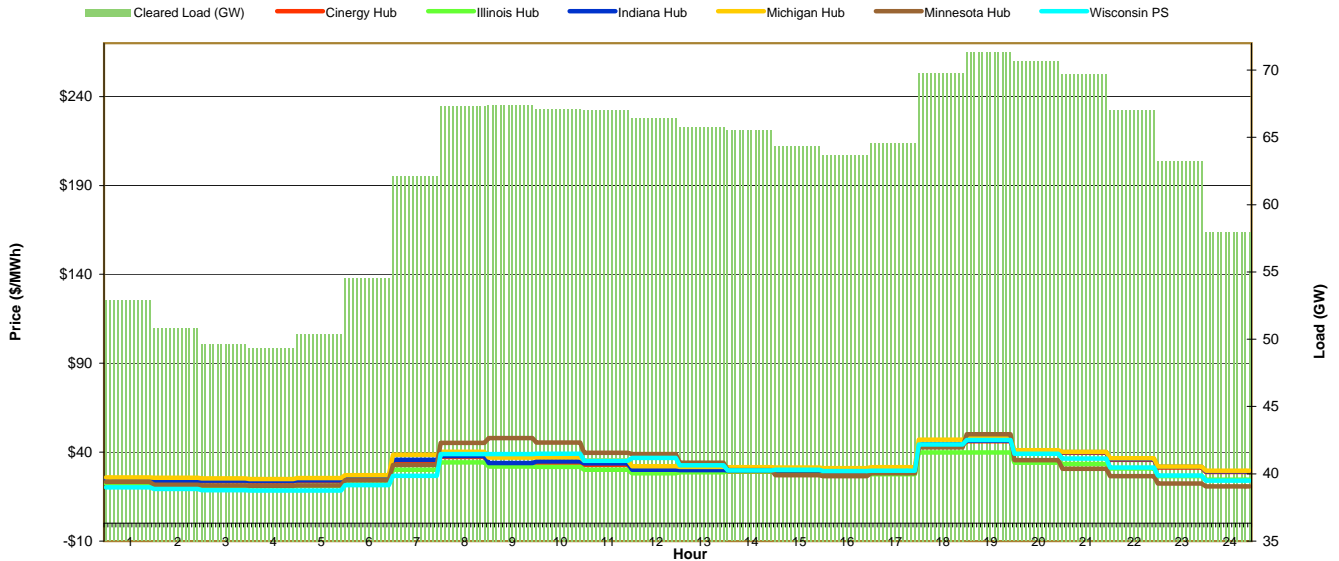
# MISO Daily Report

Wednesday November 30, 2011

Price	<=0	>=100	>=200
Forecast Error %	0-4.9%	5-9.9%	>=10%

## Day-Ahead Prices and Cleared Load

Hour Ending:	Hour																								Avg. Hr \$	
	1	2	3	4	5	6	7	8	9	10	11	12	13	14	15	16	17	18	19	20	21	22	23	24	All	On Pk
Cinergy Hub	23.97	23.66	23.60	23.47	23.84	24.78	35.01	37.28	33.00	33.72	32.82	29.29	29.30	29.13	29.10	28.77	29.34	44.00	46.23	40.00	39.72	35.63	31.43	28.94	31.50	34.30
Illinois Hub	22.19	21.07	20.73	20.82	21.21	21.82	30.15	34.18	31.84	31.80	30.07	28.19	28.68	29.25	28.76	29.39	27.60	39.91	39.78	34.17	33.32	30.88	26.58	24.59	28.62	31.53
Indiana Hub	24.38	24.07	23.97	23.80	24.20	25.25	35.62	37.93	33.96	34.84	33.73	30.15	30.03	29.84	29.78	29.43	30.00	44.31	46.55	40.25	40.00	36.06	31.82	29.26	32.05	34.92
Michigan Hub	25.76	25.54	25.31	24.88	25.44	27.07	38.66	40.24	36.90	37.20	35.30	32.06	31.73	31.56	31.33	31.10	31.61	47.09	48.34	41.10	40.17	36.57	31.94	29.50	33.60	36.52
Minnesota Hub	23.23	21.66	21.32	21.20	21.31	24.23	32.84	45.21	47.99	45.35	39.62	38.94	34.03	29.94	27.13	26.44	28.07	42.68	50.15	35.60	30.74	26.46	22.31	20.81	31.55	35.67
Wisconsin PS	20.26	19.25	18.60	18.38	18.47	21.43	26.69	38.92	38.96	39.07	35.22	36.78	32.63	29.70	30.18	29.43	29.67	44.29	46.88	39.21	36.39	31.38	26.84	23.95	30.52	35.34
Cleared Load (GW)	52.9	50.9	49.7	49.4	50.4	54.5	62.1	67.4	67.4	67.1	67.0	66.4	65.8	65.5	64.3	63.7	64.6	69.8	71.3	70.6	69.7	67.0	63.3	5.8		



## Preliminary Real-Time Prices with Forecasted and Actual System Load

Hour Ending:	Hour																								Avg. Hr \$	
	1	2	3	4	5	6	7	8	9	10	11	12	13	14	15	16	17	18	19	20	21	22	23	24	All	On Pk
Cinergy Hub	20.64	30.02	25.58	24.57	25.20	25.98	63.97	51.48	24.37	34.82	71.11	27.04	35.85	47.01	37.36	16.96	24.71	118.25	135.82	33.78	25.74	100.66	29.36	23.06	43.89	50.90
Illinois Hub	20.63	16.61	20.27	21.23	21.49	23.55	98.54	83.52	42.61	67.21	210.03	35.92	116.62	226.71	132.09	50.96	43.19	266.39	226.49	38.43	30.24	158.11	27.64	30.07	83.69	109.76
Indiana Hub	19.59	30.95	25.87	24.80	25.46	26.24	79.22	52.00	31.98	35.05	82.66	27.29	36.78	41.30	32.14	13.72	22.77	126.47	136.63	34.11	26.83	108.68	29.16	20.51	45.43	52.35
Michigan Hub	30.29	34.26	26.77	25.36	25.87	26.19	70.02	52.15	28.01	36.09	75.20	28.05	45.36	81.68	70.11	36.31	36.27	128.11	141.07	35.67	29.20	163.48	32.34	46.06	54.33	63.69
Minnesota Hub	35.09	31.78	23.66	21.09	21.12	19.65	30.25	46.62	37.46	32.25	21.91	26.37	33.64	-1.00	14.54	21.31	22.55	156.06	172.52	64.30	35.44	35.43	18.44	22.45	39.29	46.12
Wisconsin PS	23.47	17.53	20.60	20.57	20.51	19.41	39.66	42.81	28.62	34.83	46.07	27.70	40.80	39.18	41.04	24.96	28.58	131.57	152.01	37.66	28.22	96.96	41.38	28.45	43.02	52.65
Forecasted Load (GW)	58.0	57.0	56.6	56.3	56.7	58.7	62.0	67.0	68.4	68.1	67.7	67.2	66.5	65.9	65.5	65.3	65.6	68.0	70.7	70.6	69.8	68.0	65.0	61.2		
Forecast Error %	-1.8%	-3.6%	-5.3%	-5.3%	-5.6%	-5.4%	-3.2%	-2.2%	-2.0%	-2.7%	-2.9%	-3.1%	-3.8%	-4.4%	-5.2%	-5.2%	-3.4%	-1.3%	-0.9%	-0.7%	-0.5%	-0.8%	-1.3%			

