

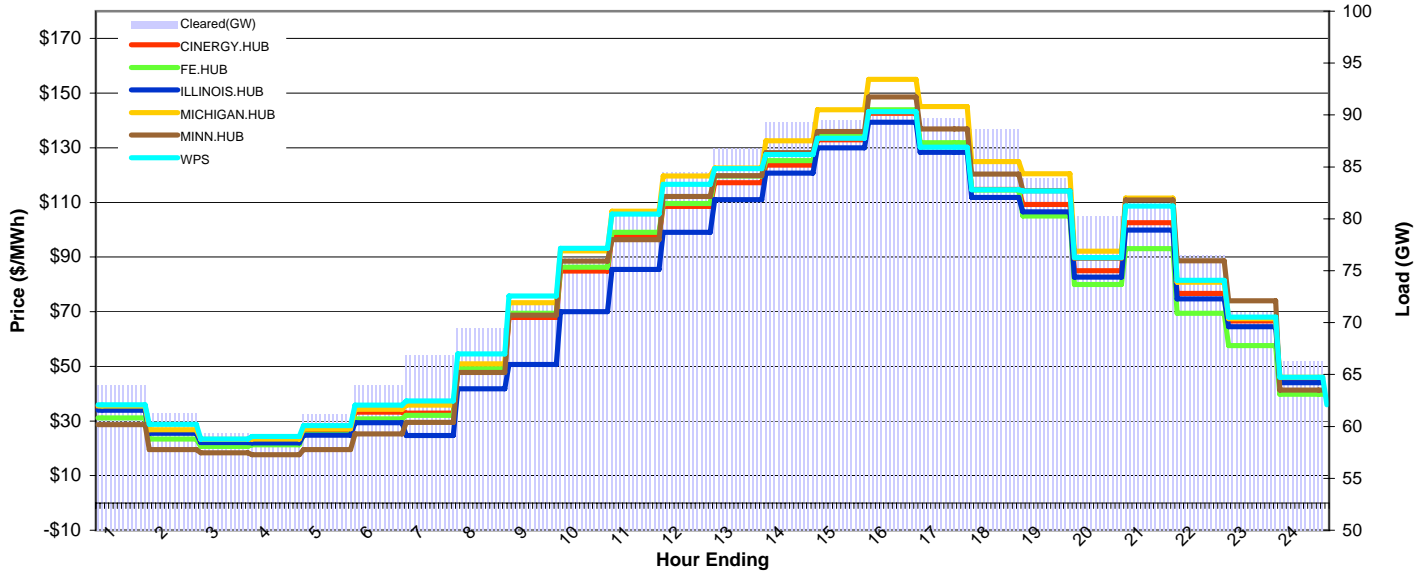
# MISO Daily Report

Delivery Day: Friday, August 1, 2008

Price Color Codes: ≤0 ≥100 ≥200

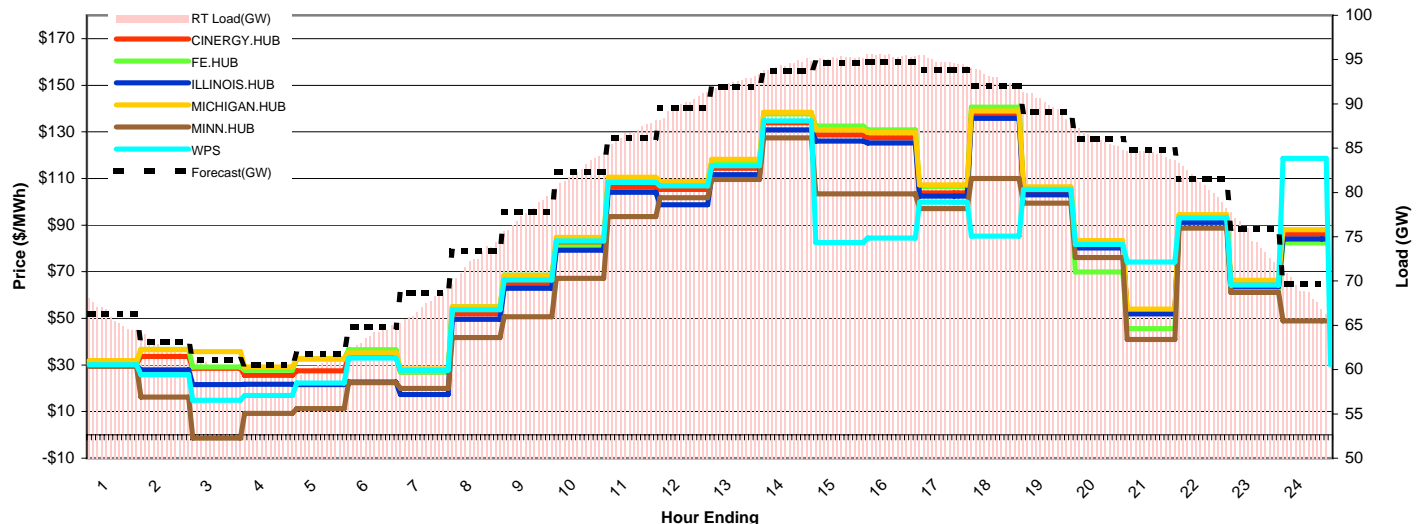
## Day-Ahead Prices and Cleared Load

	HE1	HE2	HE3	HE4	HE5	HE6	HE7	HE8	HE9	HE10	HE11	HE12	HE13	HE14	HE15	HE16	HE17	HE18	HE19	HE20	HE21	HE22	HE23	HE24
CINERGY.HUB	34.92	26.33	22.79	22.82	26.32	33.17	32.88	48.10	67.95	84.86	97.75	108.57	117.21	123.70	132.96	142.65	131.29	114.81	109.29	84.96	102.59	76.66	66.62	45.44
FE.HUB	31.11	23.43	20.65	21.24	25.12	30.81	32.03	49.19	69.45	86.27	99.05	109.63	119.64	125.26	134.18	143.95	131.87	114.54	105.03	79.92	93.08	69.45	57.62	39.80
ILLINOIS.HUB	33.87	25.55	22.11	21.95	24.78	29.39	24.71	41.76	50.62	70.01	85.44	99.06	111.05	120.71	130.03	139.36	128.32	111.78	106.54	82.65	99.92	74.66	64.55	44.01
MICHIGAN.HUB	35.42	26.75	23.21	23.33	27.08	34.24	35.86	50.94	73.24	92.30	106.83	119.71	122.59	132.60	143.94	155.07	145.15	124.96	120.44	92.14	111.63	80.81	67.43	45.94
MINN.HUB	28.68	19.55	18.38	17.66	19.47	25.22	29.53	47.70	68.73	88.49	96.31	112.13	119.82	128.25	136.01	148.66	136.86	120.32	114.34	89.56	110.94	88.67	73.94	41.31
WPS	35.89	28.81	23.36	24.33	28.35	35.76	37.37	54.49	75.70	93.17	105.69	116.58	122.38	127.56	133.55	143.18	130.22	114.67	114.16	89.78	108.70	81.48	68.04	46.01
Cleared(GW)	64.0	61.3	59.4	59.2	61.2	64.0	66.9	69.5	72.0	76.2	80.6	84.5	86.8	89.3	89.5	89.9	89.7	88.7	83.9	80.3	81.5	76.5	71.0	66.3



## Preliminary Real-Time Prices with Forecasted and Actual System Load

	HE1	HE2	HE3	HE4	HE5	HE6	HE7	HE8	HE9	HE10	HE11	HE12	HE13	HE14	HE15	HE16	HE17	HE18	HE19	HE20	HE21	HE22	HE23	HE24
CINERGY.HUB	30.53	33.70	28.59	25.58	27.46	33.52	27.00	51.92	64.60	81.16	106.27	105.30	114.38	133.84	128.68	127.37	103.75	137.55	103.86	80.94	52.38	92.22	64.74	86.04
FE.HUB	30.57	36.72	29.17	27.82	32.57	36.52	26.90	54.96	68.55	80.58	109.05	108.13	117.50	137.74	132.46	130.86	106.61	140.64	105.60	69.92	45.58	93.32	61.38	82.36
ILLINOIS.HUB	29.63	27.92	21.55	21.68	21.60	22.70	17.31	49.54	62.90	79.30	104.09	98.75	111.66	130.88	126.07	125.23	102.42	135.80	103.01	80.20	51.91	91.20	63.55	84.05
MICHIGAN.HUB	31.88	36.57	35.65	29.10	32.69	35.18	28.25	54.98	68.30	84.66	110.57	108.75	118.18	138.44	130.85	129.72	107.21	138.95	106.35	83.39	53.95	94.50	66.39	87.97
MINN.HUB	29.38	16.19	-1.31	9.20	11.28	22.45	19.99	41.81	50.64	67.16	93.67	101.73	109.58	127.46	103.36	103.43	97.07	110.05	99.38	76.14	40.94	88.67	61.15	48.89
WPS	30.03	25.82	14.83	16.90	22.32	32.93	27.71	53.75	66.47	83.18	108.36	106.79	115.42	134.65	82.59	84.39	99.79	85.30	105.36	81.74	74.16	93.07	64.33	118.70
Forecasted(GW)	66.3	63.2	61.1	60.5	61.7	64.8	68.7	73.3	77.8	82.3	86.2	89.5	91.9	93.8	94.6	94.7	93.9	92.1	89.0	86.0	84.8	81.5	75.9	69.6
(RT) - (DA Load)	1.97	1.40	1.04	0.38	-0.68	-0.25	0.31	3.05	5.75	6.36	6.21	5.47	5.63	5.16	5.70	5.58	5.13	4.23	6.00	5.84	2.86	4.45	3.62	2.54



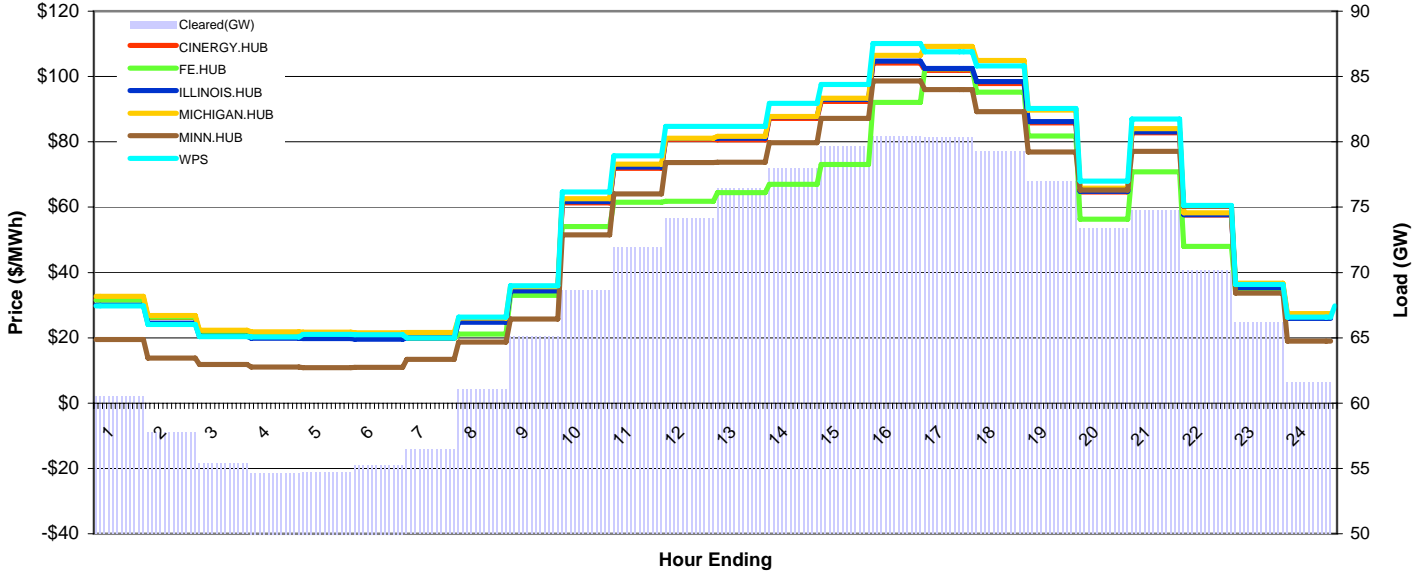
# MISO Daily Report

Delivery Day: Saturday, August 2, 2008

Price Color Codes: ≤0 ≥100 ≥200

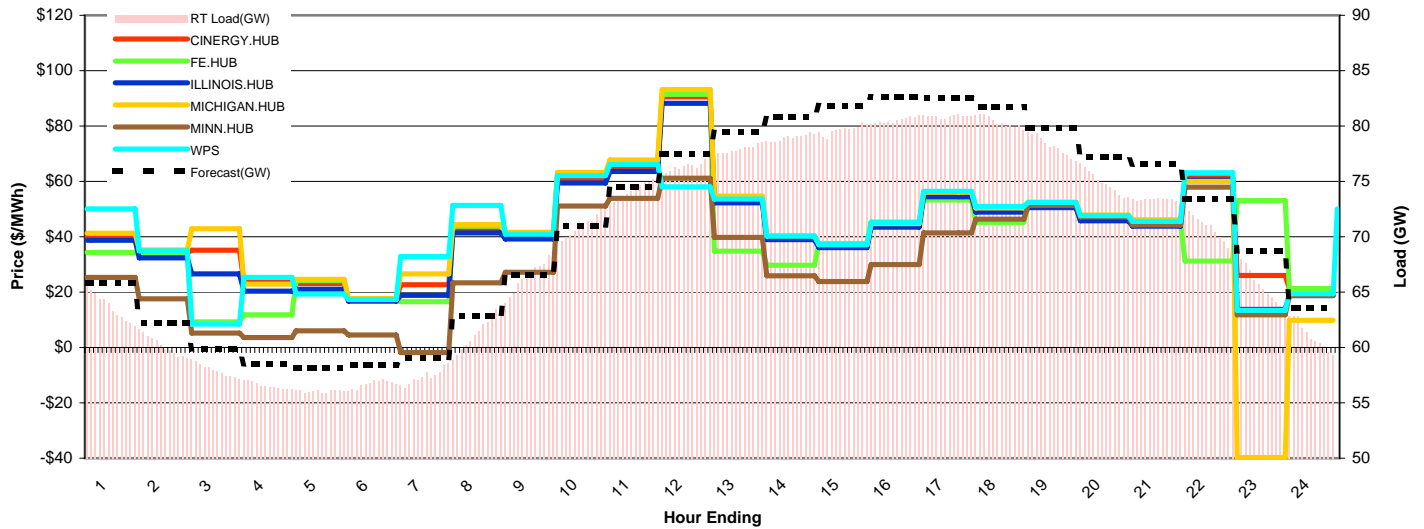
## Day-Ahead Prices and Cleared Load

	HE1	HE2	HE3	HE4	HE5	HE6	HE7	HE8	HE9	HE10	HE11	HE12	HE13	HE14	HE15	HE16	HE17	HE18	HE19	HE20	HE21	HE22	HE23	HE24
CINERGY.HUB	32.16	26.21	21.75	21.33	21.18	20.99	20.92	25.15	34.55	61.35	71.85	80.67	80.57	87.21	92.35	104.14	101.85	97.87	85.81	64.63	82.77	57.56	36.00	26.69
FE.HUB	31.49	26.33	21.83	20.92	20.84	20.68	19.87	21.18	33.00	54.05	61.50	61.82	64.40	66.99	73.07	92.07	102.38	95.22	81.79	56.32	70.82	47.96	34.11	26.89
ILLINOIS.HUB	29.93	24.47	20.49	19.90	19.80	19.62	19.94	24.72	34.40	61.69	72.26	81.03	81.06	87.70	92.97	104.75	102.51	98.44	86.20	64.87	83.04	57.69	35.39	25.96
MICHIGAN.HUB	32.72	26.84	22.33	21.85	21.72	21.55	21.63	26.04	35.60	62.61	73.13	81.09	81.71	87.77	93.33	106.52	109.19	104.91	89.76	65.86	84.09	58.28	36.74	27.42
MINN.HUB	19.43	13.78	11.80	11.03	10.85	10.97	13.38	18.71	25.78	51.53	64.02	73.61	73.80	79.74	87.13	98.63	95.98	89.19	76.92	65.26	77.07	60.23	33.66	19.02
WPS	29.77	24.12	20.36	20.29	21.08	20.92	20.00	26.31	35.92	64.66	75.73	84.77	84.76	91.77	97.54	110.14	107.57	103.26	90.20	68.00	87.02	60.51	36.29	26.29
Cleared(GW)	60.5	57.8	55.4	54.7	54.7	55.3	56.4	61.0	65.1	68.6	71.9	74.1	76.5	77.9	79.6	80.4	80.3	79.3	76.9	73.4	74.7	70.2	66.2	61.6



## Preliminary Real-Time Prices with Forecasted and Actual System Load

	HE1	HE2	HE3	HE4	HE5	HE6	HE7	HE8	HE9	HE10	HE11	HE12	HE13	HE14	HE15	HE16	HE17	HE18	HE19	HE20	HE21	HE22	HE23	HE24
CINERGY.HUB	39.99	34.06	35.20	23.70	23.14	17.38	22.68	42.88	40.37	61.07	65.01	90.53	53.10	39.71	36.64	43.96	55.05	49.39	51.29	46.80	44.90	61.24	26.03	21.30
FE.HUB	34.31	33.59	9.28	11.84	24.14	16.77	16.57	43.76	41.25	62.88	67.17	91.39	34.79	29.70	37.63	45.32	53.34	45.20	51.03	45.74	44.98	31.25	53.03	21.26
ILLINOIS.HUB	38.78	32.37	26.54	20.31	21.06	16.79	18.90	41.38	39.16	59.38	63.55	88.24	52.31	38.99	36.02	43.47	54.49	48.88	50.56	45.76	43.86	60.43	13.70	18.73
MICHIGAN.HUB	41.24	35.26	42.88	22.92	24.63	17.72	26.63	44.45	41.64	63.24	67.76	93.18	54.69	40.40	37.14	44.71	56.08	50.37	52.54	47.85	46.18	59.96	-39.72	9.85
MINN.HUB	25.32	17.58	5.21	3.57	5.97	4.55	-1.84	23.38	27.18	51.15	53.91	61.10	39.75	25.89	23.82	30.00	41.36	46.39	51.35	47.20	44.30	57.92	11.81	18.82
WPS	50.11	34.92	8.41	25.33	19.30	17.30	32.83	51.28	40.97	62.11	66.10	58.06	53.69	40.23	37.27	45.08	56.42	51.03	52.36	47.68	45.58	63.12	13.39	19.37
Forecasted(GW)	65.8	62.2	59.8	58.5	58.1	58.4	59.1	62.8	66.6	71.0	74.5	77.5	79.4	80.8	81.9	82.6	82.5	81.7	79.8	77.2	76.5	73.4	68.7	63.6
(RT) - (DA Load)	3.20	2.43	2.56	1.92	1.34	1.42	0.97	0.31	1.39	2.28	2.30	2.24	1.44	1.02	0.07	0.13	0.59	1.12	1.29	1.51	-1.41	0.68	-0.49	-0.45



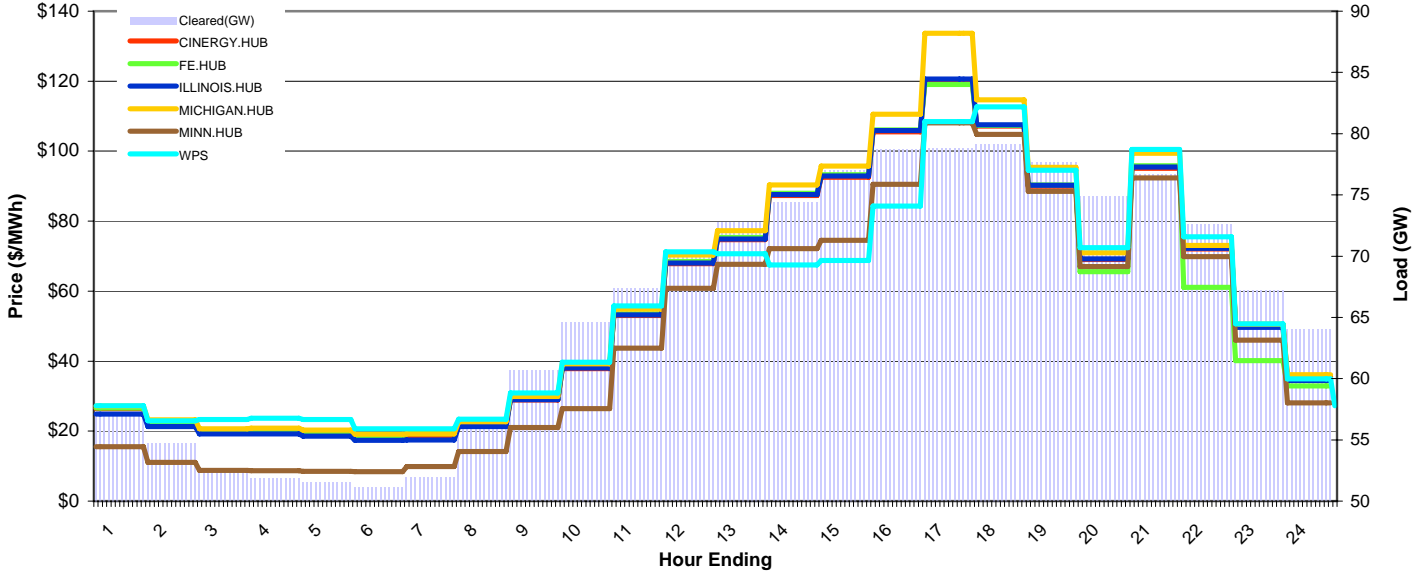
# MISO Daily Report

Delivery Day: Sunday, August 3, 2008

Price Color Codes: ≤0 ≥100 ≥200

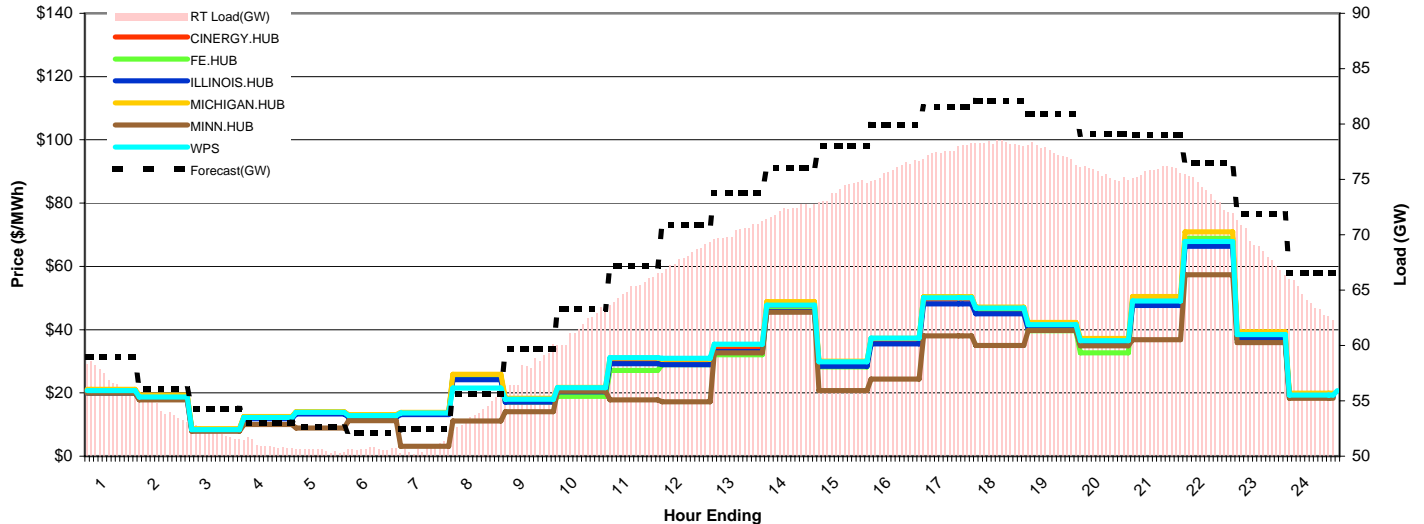
## Day-Ahead Prices and Cleared Load

	HE1	HE2	HE3	HE4	HE5	HE6	HE7	HE8	HE9	HE10	HE11	HE12	HE13	HE14	HE15	HE16	HE17	HE18	HE19	HE20	HE21	HE22	HE23	HE24
CINERGY.HUB	26.41	22.61	20.18	20.32	19.82	18.64	18.45	21.92	28.86	37.88	53.01	67.85	74.68	87.34	92.57	105.51	120.17	107.13	89.97	69.02	95.10	72.04	50.51	35.51
FE.HUB	26.60	22.73	20.32	20.46	19.93	18.77	19.30	22.12	29.12	38.22	53.50	68.49	75.34	87.98	93.27	106.05	119.06	107.36	90.34	65.55	95.81	61.09	40.17	32.88
ILLINOIS.HUB	24.87	21.33	19.21	19.22	18.56	17.37	17.48	21.29	28.95	38.00	53.19	68.07	74.93	87.63	92.92	105.91	120.60	107.53	90.28	69.23	95.43	72.21	49.63	34.50
MICHIGAN.HUB	27.12	23.20	20.71	20.85	20.33	19.13	19.24	22.69	29.87	39.19	54.89	70.29	77.28	90.34	95.77	110.55	133.69	114.65	95.37	70.96	99.41	73.06	50.61	36.14
MINN.HUB	15.58	11.02	8.81	8.69	8.49	8.38	9.89	14.18	21.00	26.41	43.70	60.79	67.64	72.13	74.54	90.57	108.12	104.83	88.55	67.04	92.38	69.85	45.99	28.10
WPS	27.27	22.99	23.35	23.67	23.35	20.69	20.64	23.41	30.88	39.69	55.76	71.26	70.71	67.49	68.81	84.29	108.47	112.68	94.59	72.42	100.50	75.53	50.65	34.97
Cleared(GW)	57.1	54.7	52.4	51.8	51.5	51.1	52.0	56.2	60.6	64.6	67.3	70.3	72.8	74.4	77.0	78.7	78.8	79.1	77.7	74.9	76.7	72.6	67.2	64.0



## Preliminary Real-Time Prices with Forecasted and Actual System Load

	HE1	HE2	HE3	HE4	HE5	HE6	HE7	HE8	HE9	HE10	HE11	HE12	HE13	HE14	HE15	HE16	HE17	HE18	HE19	HE20	HE21	HE22	HE23	HE24
CINERGY.HUB	20.53	18.69	8.39	12.24	13.74	12.80	13.56	25.00	17.68	21.10	30.24	29.97	34.36	47.55	29.42	36.71	49.70	46.30	41.35	36.17	48.86	67.94	37.63	19.13
FE.HUB	20.18	19.06	8.54	12.41	13.92	12.97	13.74	25.42	17.13	18.93	27.06	28.97	32.04	46.01	28.23	37.24	50.36	46.52	39.61	32.68	49.04	68.87	36.86	19.56
ILLINOIS.HUB	19.90	18.02	8.08	11.84	13.31	12.38	13.17	24.15	17.06	20.32	29.21	28.89	33.11	45.68	28.40	35.54	48.11	45.01	40.12	35.18	47.63	66.38	36.91	18.74
MICHIGAN.HUB	21.10	19.28	8.65	12.56	14.08	13.11	13.84	25.94	18.35	21.75	31.01	30.64	35.33	48.85	30.01	37.27	50.40	47.10	42.28	37.20	50.45	70.89	39.30	19.93
MINN.HUB	19.95	17.81	7.87	9.97	8.93	11.26	3.18	11.16	14.03	20.51	17.79	17.21	32.69	45.54	20.75	24.42	38.05	35.02	39.79	34.87	36.84	57.39	35.88	18.29
WPS	20.77	18.69	8.36	12.25	13.81	12.83	13.64	21.59	17.98	21.70	31.14	30.96	35.44	47.77	29.80	37.38	50.12	46.87	41.55	36.57	49.07	67.87	38.45	19.30
Forecasted(GW)	59.0	56.1	54.3	53.0	52.6	52.1	52.4	55.6	59.7	63.3	67.2	70.8	73.8	76.0	78.0	79.9	81.5	82.1	80.9	79.1	79.0	76.4	71.9	66.5
(RT) - (DA Load)	-0.22	-0.56	-0.29	-0.82	-1.01	-0.49	-1.20	-2.35	-2.68	-2.92	-2.19	-2.28	-2.48	-2.16	-3.00	-2.79	-1.21	-0.88	-0.21	0.56	-0.94	1.13	1.53	-0.01



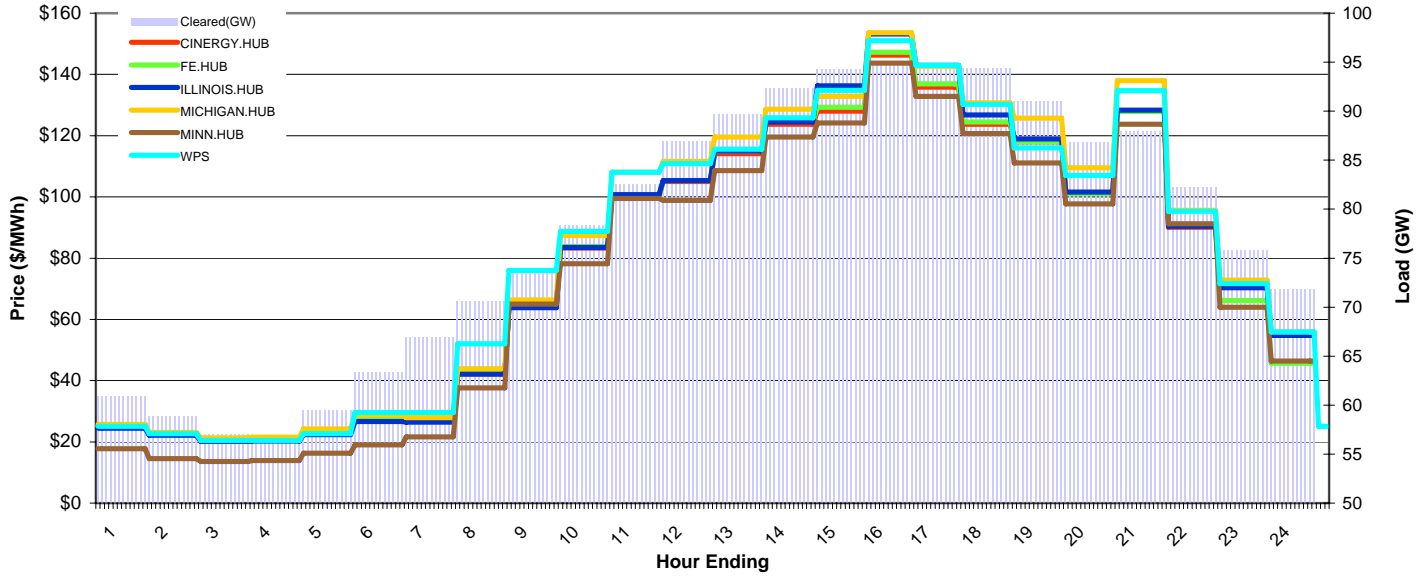
# MISO Daily Report

Delivery Day: Monday, August 4, 2008

Price Color Codes: ≤0 ≥100 ≥200

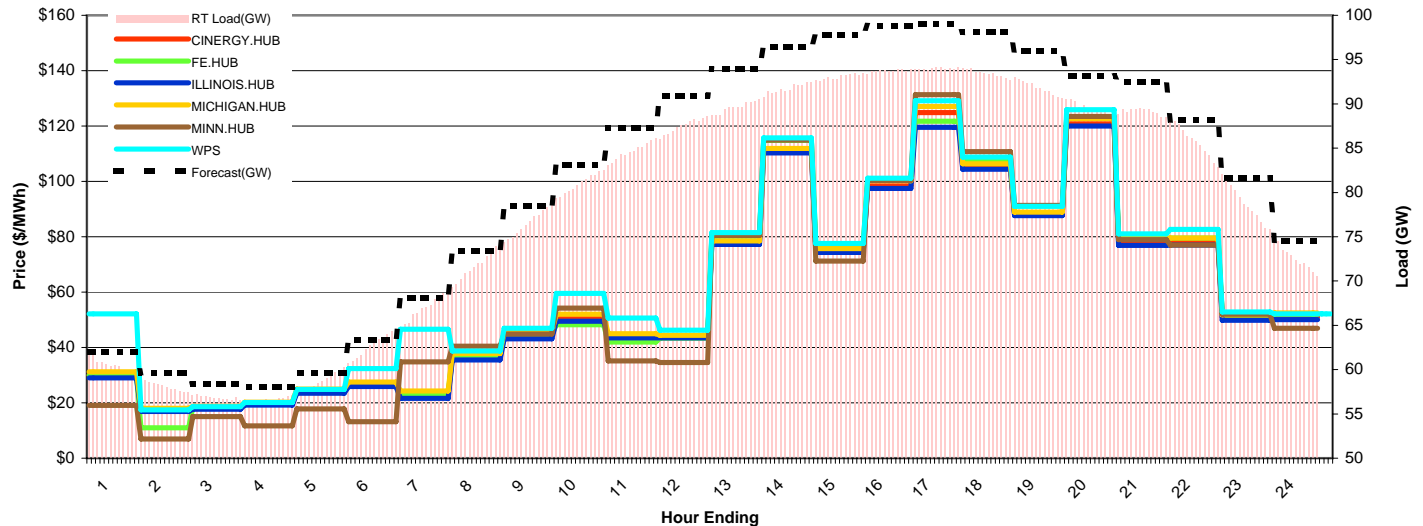
## Day-Ahead Prices and Cleared Load

	HE1	HE2	HE3	HE4	HE5	HE6	HE7	HE8	HE9	HE10	HE11	HE12	HE13	HE14	HE15	HE16	HE17	HE18	HE19	HE20	HE21	HE22	HE23	HE24
CINERGY.HUB	25.03	22.51	20.78	20.98	23.59	27.94	26.93	42.23	63.85	83.24	100.42	105.03	114.15	123.69	127.98	146.30	135.88	123.71	117.97	101.15	127.93	90.12	71.49	55.68
FE.HUB	25.21	22.67	20.93	21.13	23.76	28.14	27.18	42.68	64.52	83.78	100.47	105.38	114.88	124.75	129.29	147.24	136.87	124.48	118.06	101.06	127.88	90.46	66.11	45.63
ILLINOIS.HUB	24.45	22.13	20.19	20.27	22.39	26.63	26.45	42.12	63.82	83.49	100.70	105.39	114.95	124.49	136.25	153.17	142.93	126.74	118.90	101.53	128.37	90.43	70.29	54.75
MICHIGAN.HUB	25.71	23.12	21.34	21.55	24.24	28.70	27.89	43.94	66.39	87.37	108.05	111.63	119.54	128.61	132.82	153.59	142.63	130.75	125.75	109.53	138.00	95.66	72.79	55.95
MINN.HUB	17.77	14.48	13.57	13.88	16.35	19.04	21.59	37.66	65.00	78.14	99.46	98.87	108.55	119.53	124.13	143.72	132.88	120.73	111.05	97.71	123.69	91.22	63.98	46.43
WPS	25.11	22.71	20.51	20.52	22.70	29.53	29.62	52.02	75.94	88.69	108.06	110.87	115.60	125.83	134.85	151.00	142.96	130.24	115.98	107.06	134.75	95.29	71.66	55.96
Cleared(GW)	60.9	58.9	57.0	57.0	59.5	63.4	66.9	70.6	74.0	78.4	82.5	86.9	89.7	92.4	94.2	94.6	94.6	94.4	91.0	86.8	88.0	82.2	75.8	71.9



## Preliminary Real-Time Prices with Forecasted and Actual System Load

	HE1	HE2	HE3	HE4	HE5	HE6	HE7	HE8	HE9	HE10	HE11	HE12	HE13	HE14	HE15	HE16	HE17	HE18	HE19	HE20	HE21	HE22	HE23	HE24
CINERGY.HUB	29.91	17.33	18.18	19.66	24.21	26.63	22.78	36.19	43.94	50.44	44.06	43.89	78.03	111.64	75.28	98.42	124.90	104.96	87.91	120.86	78.13	78.25	50.82	51.11
FE.HUB	29.95	10.97	18.32	19.82	24.56	27.02	23.41	36.96	44.78	48.25	41.96	43.31	80.28	114.84	77.18	100.58	121.73	107.16	88.34	122.76	79.48	79.49	51.73	52.07
ILLINOIS.HUB	29.07	16.88	17.69	19.14	23.51	25.93	21.57	35.51	43.13	49.50	43.46	43.45	77.20	110.28	74.34	97.40	119.50	104.34	87.58	120.05	76.83	77.05	49.81	50.02
MICHIGAN.HUB	31.21	17.98	18.78	20.25	25.02	27.48	24.22	37.84	45.65	52.05	45.01	44.42	78.49	111.86	75.77	100.28	127.03	106.34	88.92	122.69	79.34	79.55	51.84	52.52
MINN.HUB	19.03	6.98	14.99	11.71	17.85	13.13	34.75	40.50	44.89	54.21	35.12	34.51	80.47	114.92	71.21	100.30	131.38	110.70	91.30	123.52	78.93	76.94	52.00	46.94
WPS	52.19	17.47	18.59	20.10	24.83	32.35	46.62	38.77	46.91	59.49	50.68	46.30	81.49	115.67	77.61	101.19	129.17	108.81	91.03	125.87	81.07	82.62	52.85	52.12
Forecasted(GW)	62.0	59.6	58.4	58.0	59.6	63.3	68.1	73.4	78.4	83.1	87.3	90.9	93.9	96.5	97.8	98.9	99.0	98.1	95.9	93.1	92.5	88.2	81.6	74.5
(RT) - (DA Load)	-0.48	-0.74	-0.22	-0.35	-0.86	-0.72	-0.02	1.12	2.52	2.56	2.09	0.62	-0.10	-0.65	-1.19	-0.91	-0.62	-0.99	0.83	2.77	1.10	3.58	2.93	0.75



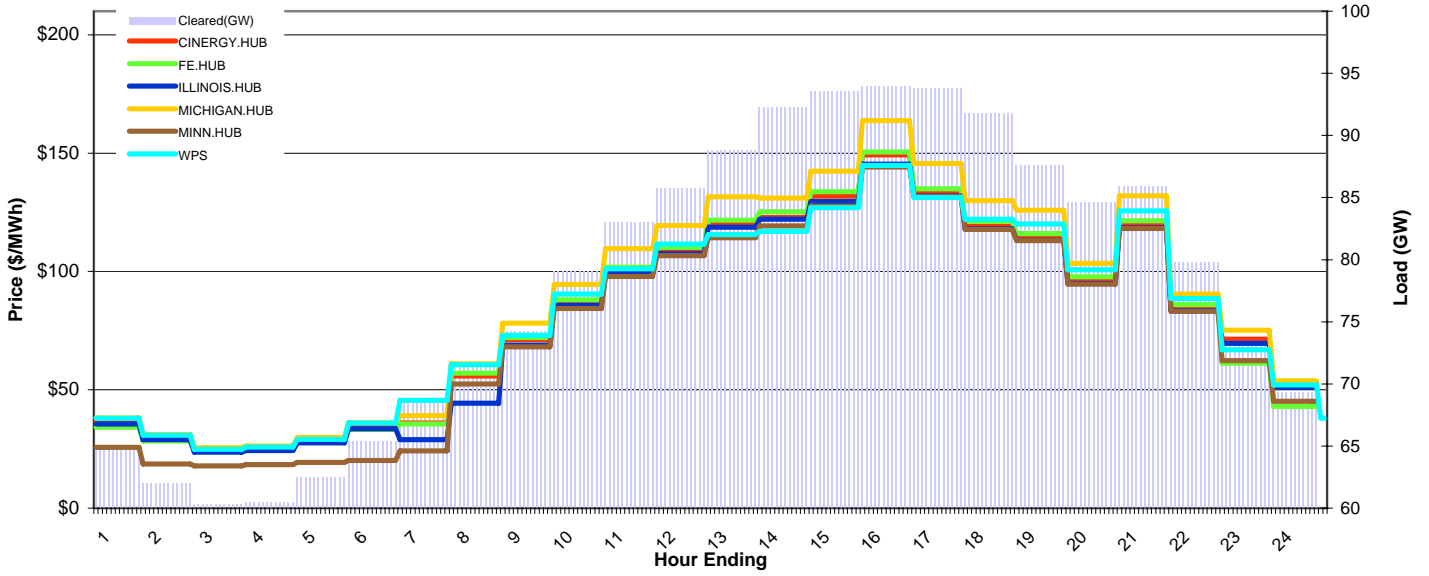
# MISO Daily Report

Delivery Day: Tuesday, August 5, 2008

Price Color Codes: <=0 >=100 >=200

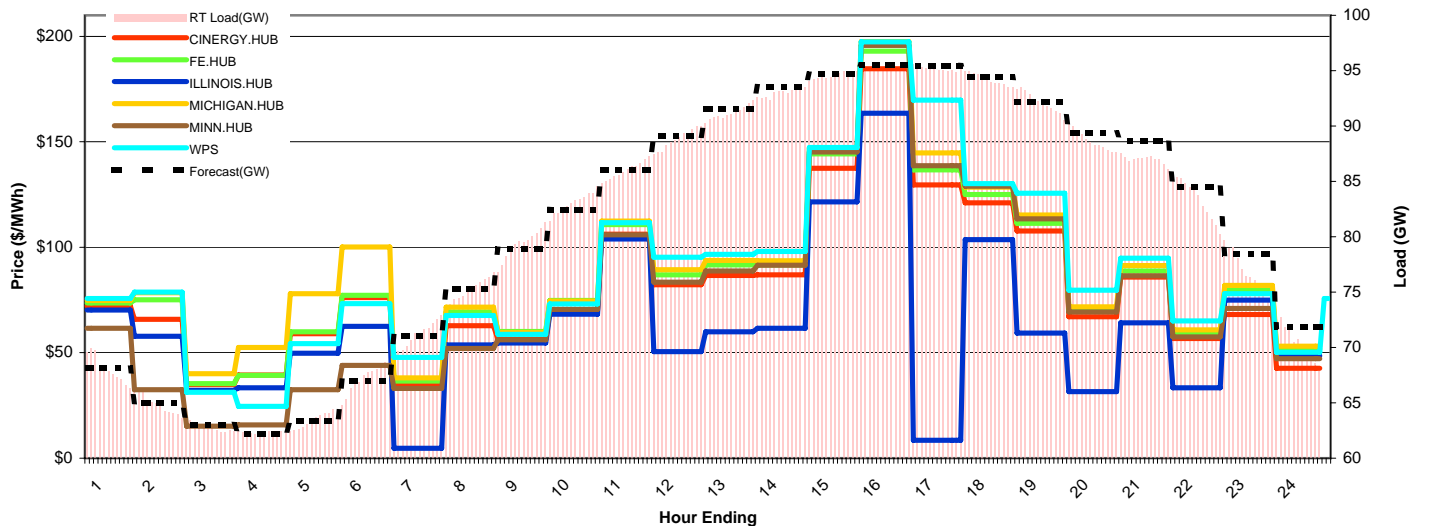
## Day-Ahead Prices and Cleared Load

	HE1	HE2	HE3	HE4	HE5	HE6	HE7	HE8	HE9	HE10	HE11	HE12	HE13	HE14	HE15	HE16	HE17	HE18	HE19	HE20	HE21	HE22	HE23	HE24
CINERGY.HUB	36.60	29.81	24.42	25.04	28.46	34.46	35.96	55.84	71.15	86.53	100.00	108.57	119.98	122.73	131.86	149.30	133.33	119.31	114.32	96.00	119.90	84.44	71.44	52.57
FE.HUB	34.21	28.34	23.96	24.99	28.51	33.24	35.61	57.11	72.07	87.99	101.80	110.22	121.65	125.19	133.67	150.48	134.96	121.18	115.96	97.79	121.38	86.06	61.27	43.04
ILLINOIS.HUB	35.57	28.99	23.73	24.31	27.64	33.48	28.88	44.34	68.84	85.67	99.17	107.49	118.77	122.11	129.49	145.41	131.78	118.08	113.12	94.89	118.49	83.40	69.58	51.09
MICHIGAN.HUB	38.15	31.14	25.54	26.20	29.85	36.15	39.08	60.92	78.14	94.50	109.64	119.37	131.62	130.97	142.34	163.74	145.62	129.95	125.87	103.45	132.02	90.45	75.13	53.77
MINN.HUB	25.64	18.62	17.83	18.36	19.37	20.13	24.14	52.48	68.10	84.33	97.90	106.73	114.31	119.28	127.60	144.11	131.62	117.73	113.05	94.71	118.22	83.10	62.37	45.14
WPS	37.95	30.80	24.94	25.77	29.01	35.98	45.51	60.55	73.03	90.41	101.08	111.58	115.64	116.90	126.96	144.84	131.33	122.10	120.10	100.73	125.68	88.51	66.98	52.03
Cleared(GW)	64.9	62.0	60.3	60.5	62.5	65.4	68.7	71.5	74.2	79.0	83.0	85.8	88.8	92.2	93.6	94.0	93.8	91.8	87.6	84.6	85.9	79.8	73.5	69.3



## Preliminary Real-Time Prices with Forecasted and Actual System Load

	HE1	HE2	HE3	HE4	HE5	HE6	HE7	HE8	HE9	HE10	HE11	HE12	HE13	HE14	HE15	HE16	HE17	HE18	HE19	HE20	HE21	HE22	HE23	HE24
CINERGY.HUB	72.27	65.85	34.86	39.39	59.03	76.12	35.22	62.83	56.26	69.77	106.19	82.23	86.60	86.95	137.42	184.61	129.53	121.05	107.67	67.05	85.94	56.77	68.14	42.67
FE.HUB	73.56	75.10	35.29	39.28	59.92	77.20	36.63	69.32	60.12	74.83	110.83	87.01	91.64	91.59	144.25	193.06	136.70	125.09	111.43	69.68	88.81	58.83	79.70	51.69
ILLINOIS.HUB	70.32	57.80	32.12	33.41	49.70	62.57	4.65	53.78	54.70	68.28	103.88	50.51	59.98	61.54	121.53	163.62	8.51	103.68	59.33	31.62	64.22	33.42	74.98	48.51
MICHIGAN.HUB	74.77	78.44	40.10	52.54	77.98	100.22	38.15	71.63	59.69	74.52	112.49	89.42	93.81	93.55	147.00	197.58	144.77	128.51	115.36	71.79	91.36	60.90	82.01	53.05
MINN.HUB	61.61	32.42	15.11	15.77	32.47	43.94	33.11	52.10	56.20	70.60	105.98	83.50	88.73	91.52	145.16	195.78	138.74	128.96	113.47	69.30	86.42	57.57	70.96	47.15
WPS	75.72	78.72	31.20	24.62	54.37	73.35	47.75	67.74	58.80	73.21	111.60	95.36	96.69	97.97	147.35	197.43	169.75	130.14	125.58	79.60	94.89	65.04	78.05	50.15
Forecasted(GW)	68.1	65.0	63.0	62.2	63.3	67.0	71.1	75.3	78.9	82.5	86.1	89.1	91.5	93.6	94.7	95.5	95.5	94.4	92.2	89.3	88.7	84.5	78.5	71.9
(RT) - (DA Load)	3.17	2.85	2.57	1.83	0.96	1.85	2.37	3.73	5.08	3.99	2.94	3.03	2.41	0.78	0.97	1.24	1.38	2.43	4.58	4.06	1.04	3.68	3.08	1.25



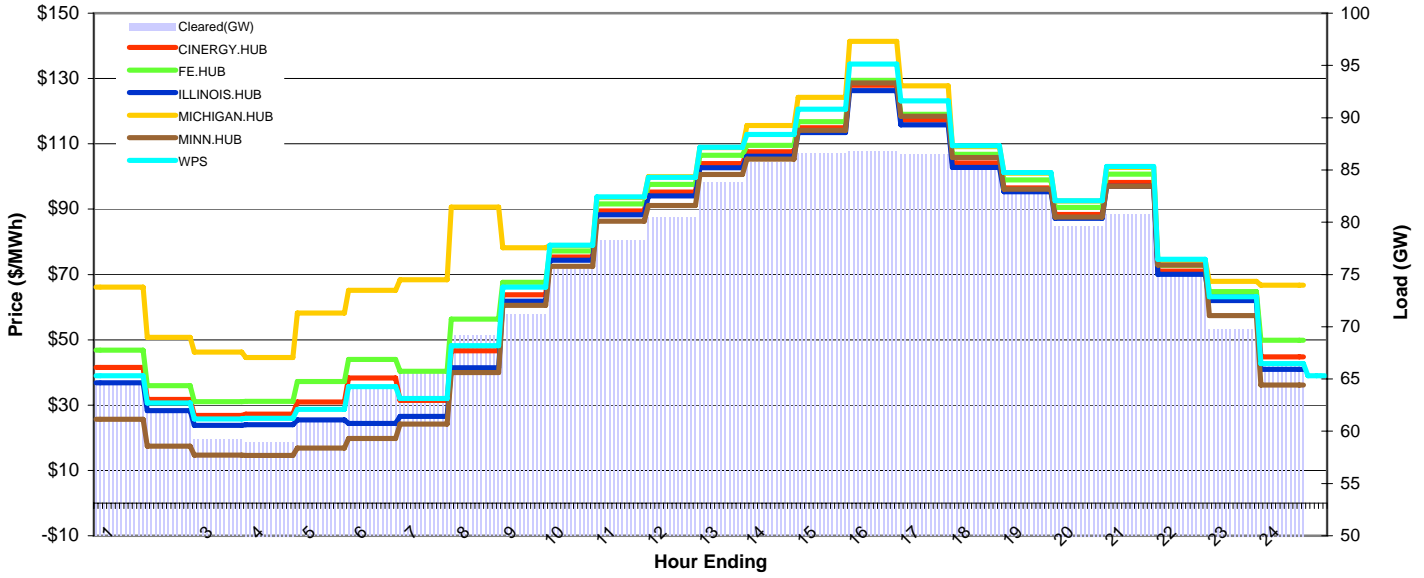
# MISO Daily Report

Delivery Day: Wednesday, August 6, 2008

Price Color Codes: ≤0 ≥100 ≥200

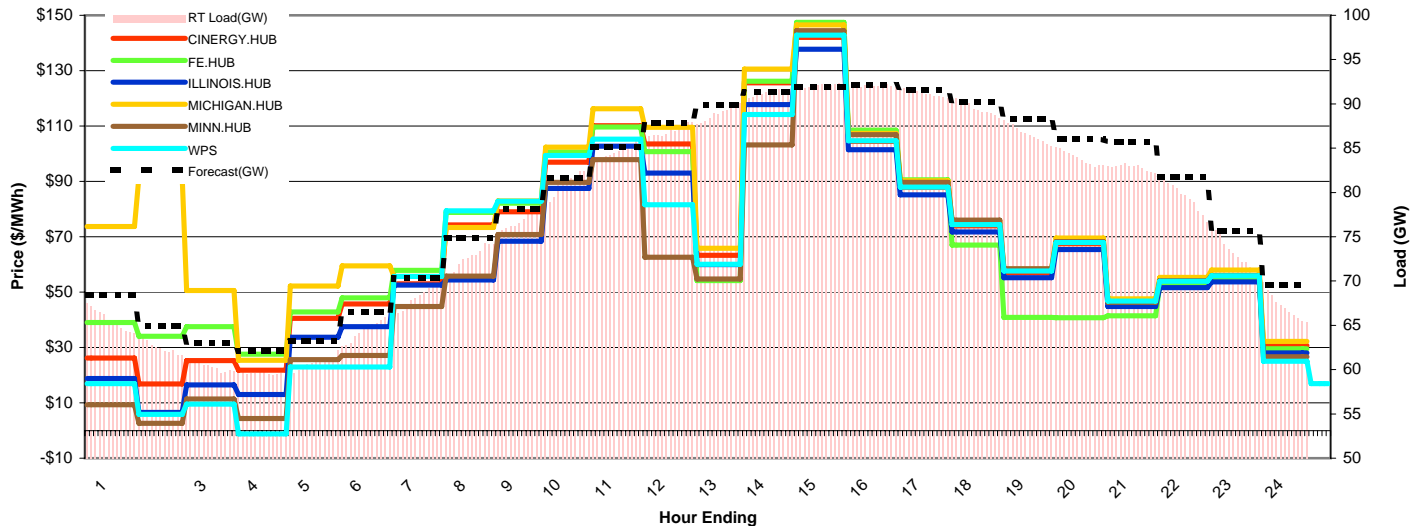
## Day-Ahead Prices and Cleared Load

	HE1	HE2	HE3	HE4	HE5	HE6	HE7	HE8	HE9	HE10	HE11	HE12	HE13	HE14	HE15	HE16	HE17	HE18	HE19	HE20	HE21	HE22	HE23	HE24
CINERGY.HUB	41.51	31.75	26.86	27.26	30.92	38.33	31.40	46.65	63.77	75.32	89.40	95.23	103.92	107.55	114.90	127.99	117.26	104.17	96.49	88.33	98.20	71.00	63.91	44.81
FE.HUB	46.81	35.98	31.04	31.19	37.23	44.02	40.38	56.36	67.60	77.22	91.65	97.56	106.52	109.51	116.82	129.42	119.02	106.80	98.93	90.56	100.67	72.80	64.79	49.86
ILLINOIS.HUB	36.88	28.32	23.79	24.01	25.51	24.36	26.58	41.41	61.77	74.40	88.30	94.06	102.65	106.21	113.43	126.33	115.76	102.82	95.28	87.24	96.99	70.08	61.97	40.92
MICHIGAN.HUB	66.16	50.72	46.27	44.58	58.17	65.15	68.37	90.58	78.21	78.84	93.58	99.96	108.82	115.57	124.26	141.36	127.72	109.15	101.02	92.47	102.80	74.35	67.92	66.69
MINN.HUB	25.66	17.44	14.67	14.61	16.87	19.81	24.17	39.99	60.53	72.54	86.31	91.11	100.59	105.31	114.10	128.60	118.49	105.85	96.10	87.58	96.96	72.92	57.42	36.15
WPS	38.95	30.67	25.80	25.98	28.67	35.69	32.00	48.25	66.17	78.97	93.72	99.78	108.94	112.82	120.65	134.45	123.16	109.47	101.23	92.59	103.12	74.67	63.17	42.75
Cleared(GW)	64.4	61.7	59.2	59.0	61.2	64.3	65.8	69.1	71.2	75.4	78.3	80.4	83.8	85.7	86.6	86.8	86.5	85.3	82.9	79.6	80.7	74.9	69.8	66.6



## Preliminary Real-Time Prices with Forecasted and Actual System Load

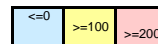
	HE1	HE2	HE3	HE4	HE5	HE6	HE7	HE8	HE9	HE10	HE11	HE12	HE13	HE14	HE15	HE16	HE17	HE18	HE19	HE20	HE21	HE22	HE23	HE24
CINERGY.HUB	26.18	16.77	25.29	21.76	40.53	45.78	52.95	74.27	79.06	96.94	110.15	103.58	63.35	125.64	142.01	104.48	87.81	73.94	56.91	67.48	46.09	53.10	55.57	30.67
FE.HUB	39.00	34.10	37.55	27.58	42.84	47.93	57.89	78.76	82.16	100.69	109.66	100.79	54.16	126.21	147.45	108.47	90.61	67.00	40.90	40.79	41.46	52.50	54.92	29.52
ILLINOIS.HUB	18.75	6.55	16.52	13.03	33.65	37.53	52.60	54.37	68.41	87.49	102.66	92.95	59.97	117.72	137.80	101.39	85.18	71.79	55.21	65.38	44.74	51.58	53.72	28.00
MICHIGAN.HUB	73.65	91.69	50.61	25.38	52.15	59.49	55.70	73.38	82.99	102.36	116.22	109.59	65.83	130.57	146.51	107.37	90.24	75.78	58.36	69.52	47.61	55.28	57.96	32.17
MINN.HUB	9.26	2.58	11.37	4.37	25.65	27.08	44.76	55.80	70.85	89.66	97.87	62.60	54.77	103.22	144.45	106.85	89.68	75.97	58.46	68.21	46.27	54.21	56.00	26.62
WPS	16.92	5.81	9.48	-1.25	22.91	22.91	55.64	79.33	82.85	99.41	105.25	81.51	60.06	114.11	142.78	104.68	87.92	74.34	57.59	67.91	46.78	53.92	55.89	25.03
Forecasted(GW)	68.4	64.9	63.1	62.1	63.3	66.5	70.4	74.8	78.1	81.6	85.1	87.9	89.9	91.3	91.9	92.1	91.6	90.3	88.3	86.0	85.7	81.7	75.7	69.5
(RT) - (DA Load)	1.26	0.86	1.14	0.65	-0.46	0.22	2.41	3.48	5.75	5.64	6.30	6.49	5.13	5.56	5.46	5.27	4.72	4.28	3.73	4.23	2.09	4.70	3.40	0.52



# MISO Daily Report

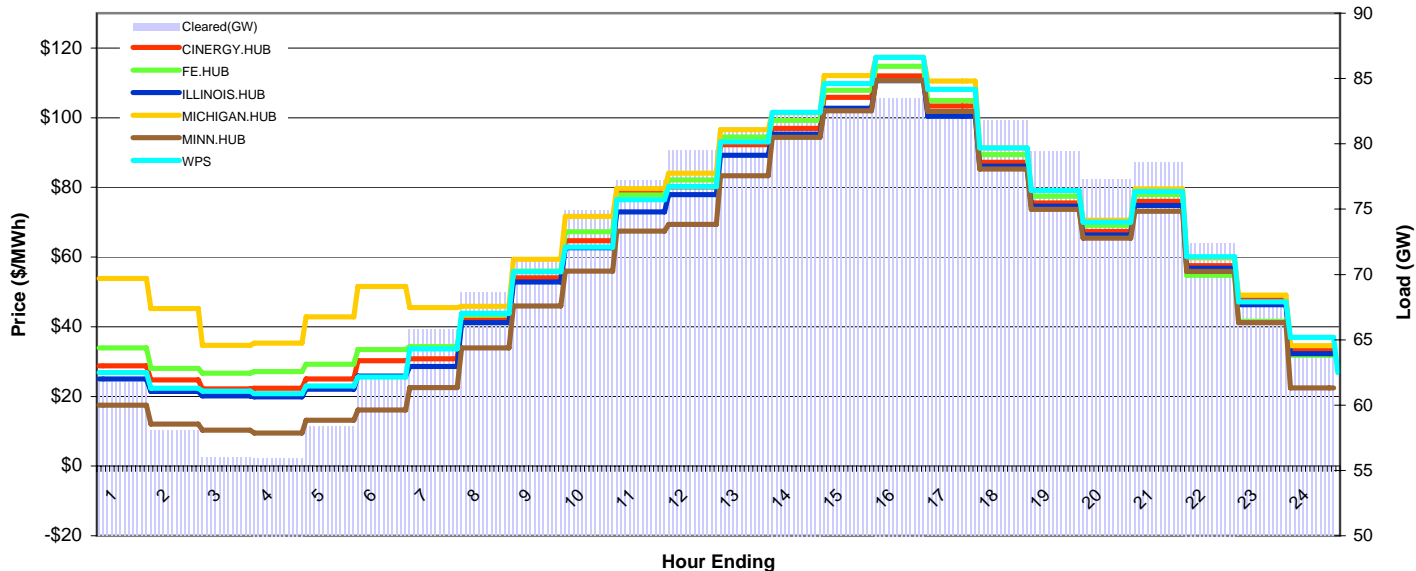
Delivery Day: Thursday, August 7, 2008

Price Color Codes:



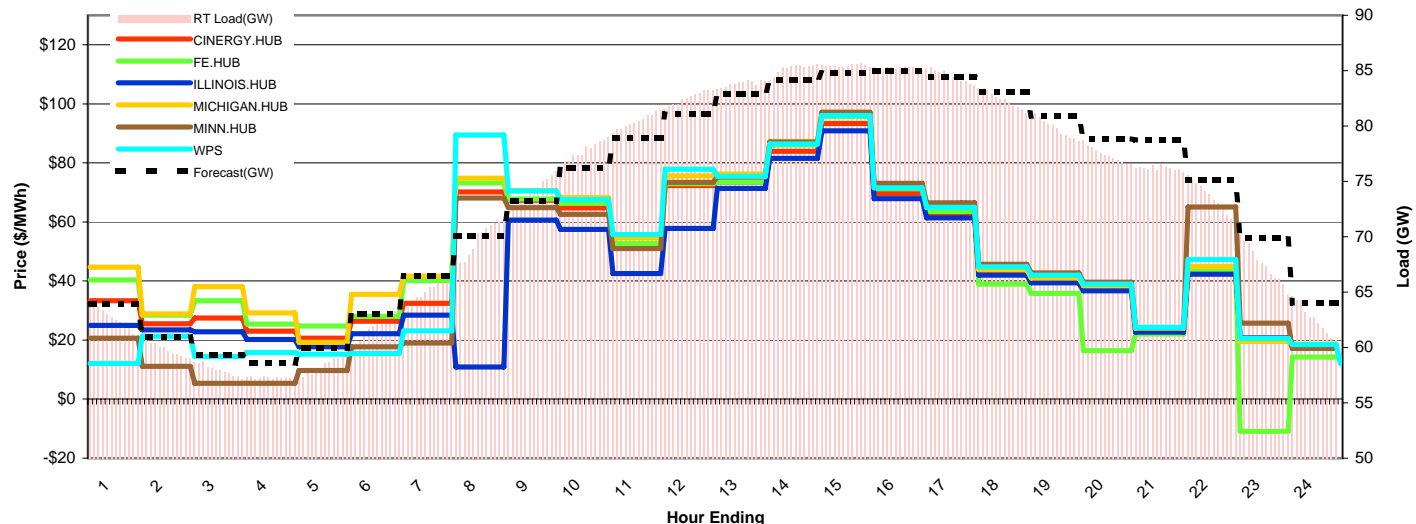
## Day-Ahead Prices and Cleared Load

	HE1	HE2	HE3	HE4	HE5	HE6	HE7	HE8	HE9	HE10	HE11	HE12	HE13	HE14	HE15	HE16	HE17	HE18	HE19	HE20	HE21	HE22	HE23	HE24
CINERGY.HUB	28.78	24.76	22.20	22.36	25.00	30.21	30.81	41.92	54.00	64.70	78.62	80.13	92.21	96.89	105.82	111.97	103.36	87.19	75.54	67.39	76.00	57.57	47.67	33.35
FE.HUB	33.96	28.06	26.68	27.14	29.20	33.44	34.31	43.40	56.00	67.23	77.85	82.13	94.45	99.27	107.83	114.75	104.95	89.38	77.44	69.09	77.90	54.78	41.58	31.85
ILLINOIS.HUB	25.04	21.44	20.13	19.87	22.04	25.86	28.59	41.13	52.80	62.66	72.99	77.96	89.24	95.31	102.69	110.59	100.41	86.13	74.61	66.39	74.84	56.82	46.33	32.29
MICHIGAN.HUB	53.87	45.19	34.63	35.34	42.81	51.54	45.46	45.83	59.36	71.71	79.62	84.03	96.59	101.42	112.10	117.33	110.57	91.29	79.07	70.54	79.54	59.73	49.08	34.59
MINN.HUB	17.49	12.03	10.35	9.47	13.19	16.13	22.55	33.92	45.93	56.01	67.49	69.38	83.38	94.36	101.99	110.68	101.84	85.29	73.68	65.44	73.18	55.90	41.17	22.40
WPS	26.88	22.32	21.51	20.79	22.98	25.52	33.68	43.88	55.82	62.88	76.42	80.24	93.11	101.50	109.78	117.34	108.16	91.37	79.16	70.02	78.88	60.11	47.12	36.99
Cleared(GW)	61.8	58.1	56.0	56.0	58.4	61.9	65.8	68.6	71.3	74.9	77.2	79.5	81.3	82.4	82.8	83.5	82.6	81.8	79.4	77.2	78.6	72.4	68.4	63.9



## Preliminary Real-Time Prices with Forecasted and Actual System Load

	HE1	HE2	HE3	HE4	HE5	HE6	HE7	HE8	HE9	HE10	HE11	HE12	HE13	HE14	HE15	HE16	HE17	HE18	HE19	HE20	HE21	HE22	HE23	HE24
CINERGY.HUB	33.34	25.48	27.49	23.06	20.67	26.36	32.51	70.19	67.34	64.77	51.88	72.38	73.56	83.99	93.39	69.66	62.86	42.84	40.23	37.56	23.35	43.48	20.31	18.12
FE.HUB	40.32	28.43	33.37	25.37	24.76	27.96	40.11	73.22	67.82	66.35	52.70	72.98	73.48	86.15	95.72	71.28	63.53	38.95	35.85	16.46	22.05	43.61	-10.86	14.24
ILLINOIS.HUB	25.03	23.47	22.86	20.16	17.75	22.21	28.44	10.88	60.65	57.45	42.55	57.78	71.34	81.56	90.91	67.89	61.44	42.00	39.39	36.65	22.72	42.36	20.71	17.61
MICHIGAN.HUB	44.65	28.83	38.12	29.19	19.23	35.51	41.69	74.85	70.64	68.18	54.58	75.58	76.27	87.27	97.19	72.52	64.95	43.88	41.07	38.43	24.04	44.88	19.51	18.60
MINN.HUB	20.60	11.15	5.31	5.36	9.68	17.72	19.04	68.07	64.81	62.63	51.03	73.44	75.25	87.12	97.21	73.06	66.44	45.71	42.76	39.59	24.17	65.07	25.79	17.15
WPS	12.04	21.29	14.43	15.74	15.23	15.49	23.15	89.46	70.51	67.53	55.71	77.83	75.48	86.43	96.03	71.59	64.96	44.77	42.05	38.94	24.35	47.26	20.56	18.44
Forecasted(GW)	63.9	60.9	59.3	58.6	59.9	63.1	66.5	70.1	73.2	76.2	78.9	81.1	82.9	84.1	84.8	85.0	84.4	83.1	80.9	78.8	78.7	75.1	69.8	64.0
(RT) - (DA Load)	0.91	1.80	1.99	1.33	-0.05	-0.10	-0.62	1.12	2.72	2.86	3.20	3.10	2.59	2.82	2.66	1.76	1.95	0.61	0.46	0.16	-2.38	1.06	-0.87	-1.33



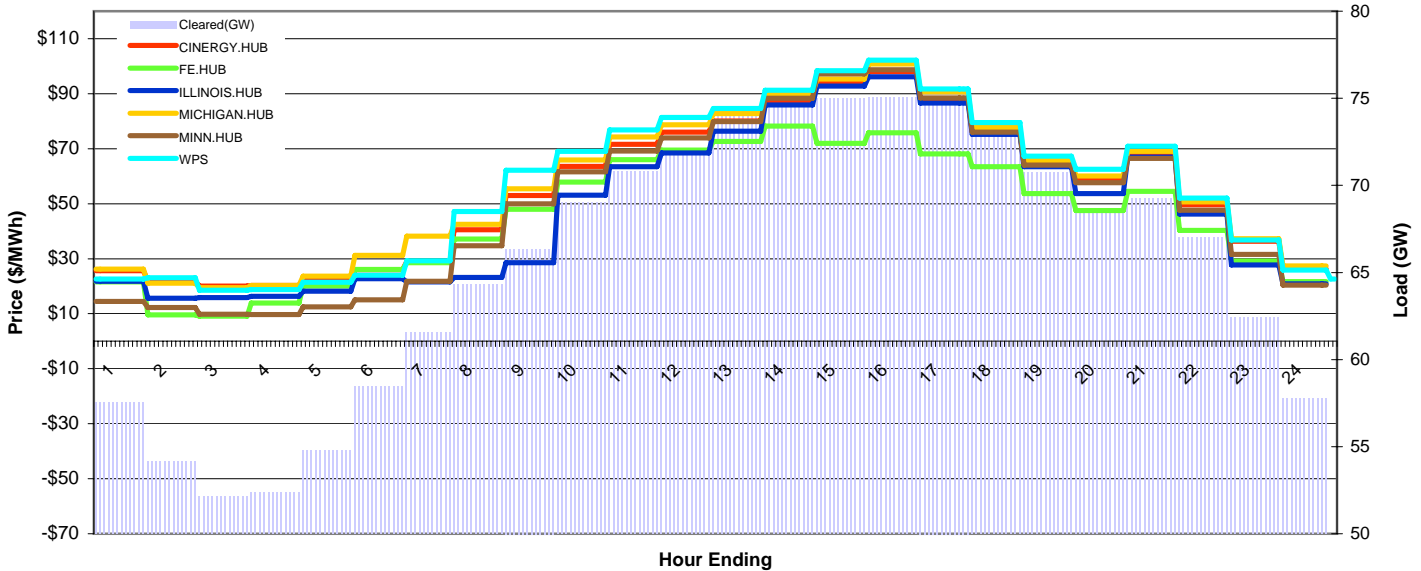
# MISO Daily Report

Delivery Day: Friday, August 8, 2008

Price Color Codes: ≤0 ≥100 ≥200

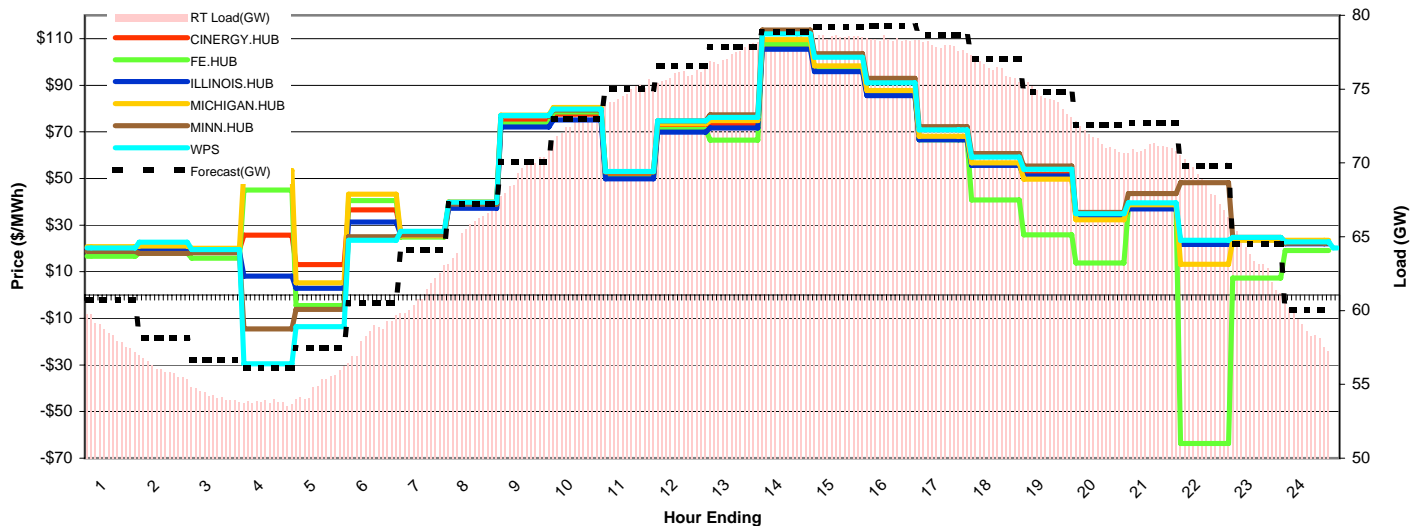
## Day-Ahead Prices and Cleared Load

	HE1	HE2	HE3	HE4	HE5	HE6	HE7	HE8	HE9	HE10	HE11	HE12	HE13	HE14	HE15	HE16	HE17	HE18	HE19	HE20	HE21	HE22	HE23	HE24
CINERGY.HUB	25.66	21.82	20.07	20.31	22.25	26.00	29.04	40.57	52.95	63.57	71.60	75.97	80.11	87.13	94.29	98.05	87.89	76.16	64.40	58.80	67.82	49.63	36.30	26.38
FE.HUB	21.54	9.61	9.08	13.86	20.00	26.15	28.55	37.18	48.03	57.85	66.05	69.48	72.61	78.26	71.99	75.81	68.15	63.41	53.67	47.51	54.48	40.34	29.09	21.71
ILLINOIS.HUB	21.75	15.65	15.86	16.34	18.17	22.69	21.54	23.16	28.55	53.12	63.44	68.49	76.33	85.92	92.79	96.19	86.65	75.15	63.48	53.70	66.99	46.23	27.75	20.87
MICHIGAN.HUB	26.22	21.05	19.47	20.27	23.63	31.17	38.25	42.46	55.45	65.92	74.25	78.69	82.76	89.81	95.32	100.75	90.63	77.72	65.79	60.09	69.09	50.70	37.30	27.39
MINN.HUB	14.46	12.22	9.85	9.75	12.52	15.07	21.77	34.77	50.00	61.57	69.18	73.94	79.85	88.39	97.16	98.65	88.47	76.07	64.06	57.68	66.46	47.68	31.61	20.37
WPS	22.57	23.10	18.55	18.75	21.41	24.05	29.21	47.15	62.15	69.09	76.82	81.36	84.67	91.25	98.37	102.22	91.70	79.47	67.29	62.50	70.88	52.07	36.78	25.87
Cleared(GW)	57.5	54.2	52.1	52.4	54.8	58.5	61.6	64.3	66.3	69.0	70.8	72.1	74.4	74.9	75.0	75.0	74.7	73.4	70.7	68.5	69.2	67.0	62.4	57.8



## Preliminary Real-Time Prices with Forecasted and Actual System Load

	HE1	HE2	HE3	HE4	HE5	HE6	HE7	HE8	HE9	HE10	HE11	HE12	HE13	HE14	HE15	HE16	HE17	HE18	HE19	HE20	HE21	HE22	HE23	HE24
CINERGY.HUB	20.07	20.33	19.52	25.71	13.08	36.54	26.99	38.46	74.54	77.55	51.33	71.65	73.26	107.12	96.88	86.29	67.15	56.22	51.83	34.04	37.61	22.39	24.43	22.74
FE.HUB	16.68	17.97	15.84	45.05	-4.48	40.56	24.82	38.22	73.27	78.57	50.14	71.01	66.40	107.62	96.92	86.07	66.65	40.85	25.82	13.80	37.49	-63.62	7.25	19.07
ILLINOIS.HUB	19.33	19.63	18.74	8.14	2.85	31.25	25.78	37.20	72.06	75.13	49.88	69.93	71.64	105.43	95.89	85.54	66.63	55.65	51.10	33.36	36.97	21.69	23.77	21.99
MICHIGAN.HUB	20.75	20.96	20.11	53.48	5.29	43.30	25.41	39.93	77.18	80.40	52.93	73.42	74.77	109.63	98.34	87.80	68.05	56.77	49.65	32.30	38.69	13.13	23.53	23.46
MINN.HUB	18.62	17.88	18.20	-14.55	-6.11	25.06	25.89	39.07	76.78	79.36	52.85	74.75	77.30	113.62	103.54	92.90	72.26	60.71	55.28	35.49	43.57	48.18	24.71	22.21
WPS	20.25	22.65	19.45	-29.47	-13.55	23.42	27.35	39.86	76.96	79.76	53.06	74.64	76.27	112.01	101.97	90.98	70.92	59.18	53.99	34.90	39.49	23.54	24.71	22.76
Forecasted(GW)	60.7	58.1	56.6	56.1	57.5	60.5	64.1	67.2	70.1	73.0	75.0	76.6	77.8	78.9	79.2	79.3	78.6	77.0	74.8	72.6	72.7	69.8	64.5	60.0
(RT) - (DA Load)	0.92	1.90	2.12	1.41	0.24	-0.13	-0.42	1.28	3.08	3.86	3.98	3.85	2.98	3.52	3.59	3.37	3.23	2.95	3.67	3.03	1.74	1.62	1.06	1.11





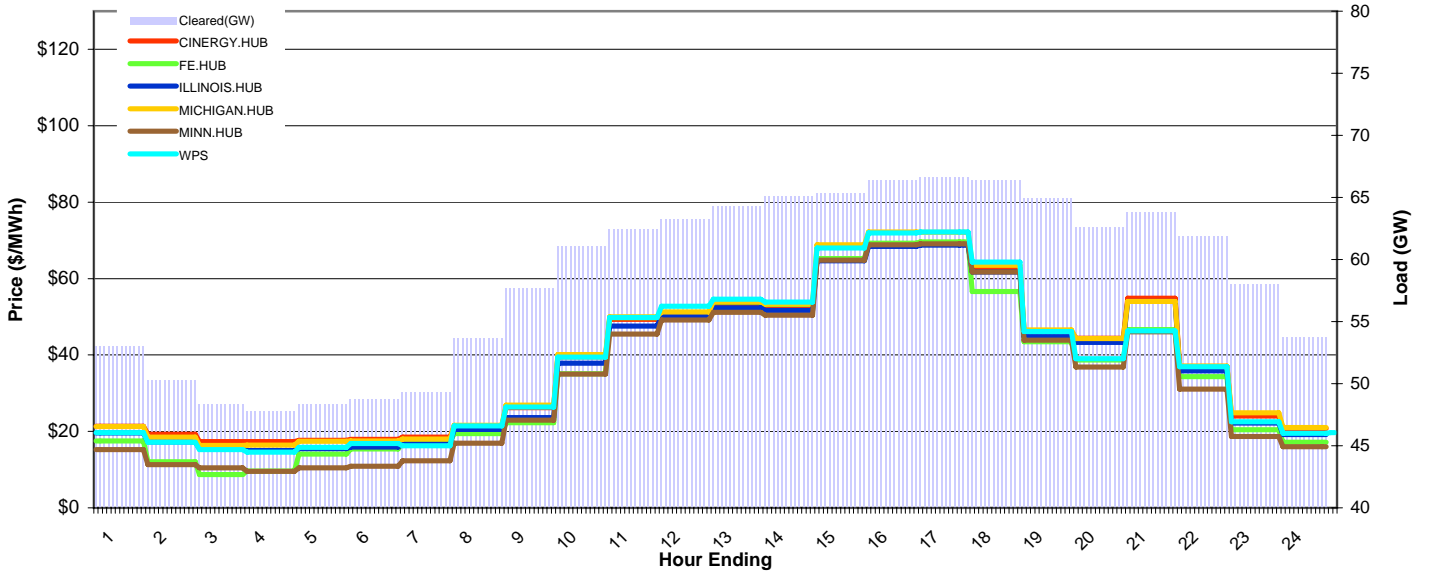
# MISO Daily Report

Delivery Day: Saturday, August 9, 2008

Price Color Codes: <=0 >=100 >=200

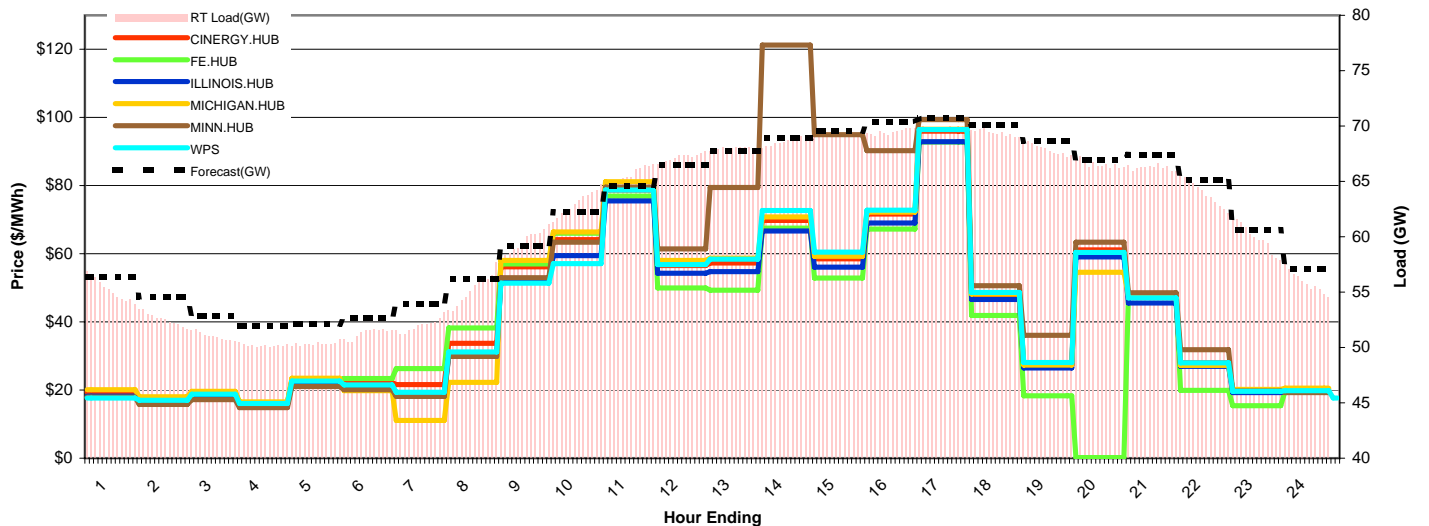
## Day-Ahead Prices and Cleared Load

	HE1	HE2	HE3	HE4	HE5	HE6	HE7	HE8	HE9	HE10	HE11	HE12	HE13	HE14	HE15	HE16	HE17	HE18	HE19	HE20	HE21	HE22	HE23	HE24
CINERGY.HUB	21.36	19.25	17.37	17.36	17.68	17.94	18.48	21.27	26.18	39.54	49.30	50.43	53.12	52.50	65.00	68.79	69.09	62.73	46.20	44.43	54.83	37.02	24.05	20.79
FE.HUB	17.48	12.10	8.75	9.67	14.07	15.42	17.16	19.42	22.32	35.10	49.77	51.15	53.88	53.24	65.28	69.25	69.64	56.60	43.48	38.67	46.64	34.36	20.41	17.15
ILLINOIS.HUB	19.56	17.29	15.47	14.97	15.50	15.93	16.64	20.56	23.65	37.89	47.59	50.19	52.32	51.67	64.68	68.47	68.77	61.77	44.79	43.29	54.02	35.87	22.20	19.20
MICHIGAN.HUB	21.25	18.49	16.31	16.45	17.44	17.50	18.04	21.61	26.89	40.12	50.03	51.25	53.98	53.39	68.86	72.21	72.13	63.52	46.54	44.31	54.06	37.08	24.84	21.00
MINN.HUB	15.28	11.28	10.45	9.58	10.48	10.89	12.34	16.94	22.96	35.05	45.47	49.16	51.20	50.45	64.85	68.89	69.11	61.76	43.89	36.85	46.08	31.06	18.69	16.01
WPS	19.70	17.18	15.26	14.61	15.86	16.86	16.28	21.47	26.43	39.44	49.85	52.76	54.61	53.90	68.00	71.98	72.23	64.36	46.19	39.02	46.35	36.94	22.55	19.48
Cleared(GW)	53.0	50.2	48.3	47.8	48.3	48.7	49.3	53.6	57.7	61.0	62.4	63.3	64.2	65.1	65.4	66.4	66.6	66.3	64.9	62.6	63.8	61.8	58.0	53.8



## Preliminary Real-Time Prices with Forecasted and Actual System Load

	HE1	HE2	HE3	HE4	HE5	HE6	HE7	HE8	HE9	HE10	HE11	HE12	HE13	HE14	HE15	HE16	HE17	HE18	HE19	HE20	HE21	HE22	HE23	HE24
CINERGY.HUB	19.45	17.49	19.14	16.25	22.97	22.23	21.64	33.72	56.17	64.19	78.76	56.51	57.30	69.79	58.51	71.66	96.02	47.95	27.30	61.14	47.15	28.02	19.95	20.17
FE.HUB	18.02	17.55	19.15	16.17	22.89	23.39	26.34	38.20	57.00	66.00	76.97	50.01	49.34	67.49	52.85	67.30	92.78	41.94	18.33	0.18	47.57	19.88	15.42	19.84
ILLINOIS.HUB	18.22	16.71	18.37	15.62	22.04	20.88	18.85	30.07	52.36	59.44	75.49	54.28	54.76	66.69	56.03	69.07	92.87	46.56	26.47	59.10	45.60	26.99	19.27	19.40
MICHIGAN.HUB	20.07	18.01	19.63	16.57	23.44	19.83	11.11	22.22	58.01	66.45	81.16	58.05	58.68	70.86	59.29	72.27	96.59	48.17	27.37	54.61	47.74	27.20	20.15	20.56
MINN.HUB	17.90	15.82	17.20	14.83	21.02	20.14	18.15	29.89	52.96	63.40	79.55	61.47	79.44	121.28	94.92	90.25	99.40	50.62	36.09	63.38	48.55	31.85	19.71	19.23
WPS	17.61	17.00	18.77	16.02	22.64	21.54	19.30	31.15	51.37	57.12	78.75	56.87	58.41	72.73	60.45	72.78	96.42	48.66	28.13	60.39	47.08	27.95	19.63	19.80
Forecasted(GW)	56.4	54.6	52.9	52.0	52.1	52.7	54.0	56.2	59.1	62.3	64.6	66.4	67.8	68.9	69.5	70.4	70.7	70.1	68.6	66.9	67.4	65.2	60.6	57.0
(RT) - (DA Load)	2.22	2.31	2.71	2.38	2.04	2.52	2.66	1.56	1.78	2.03	3.14	3.90	3.73	3.46	3.85	3.03	3.20	3.03	2.94	3.97	2.47	2.11	1.91	2.12



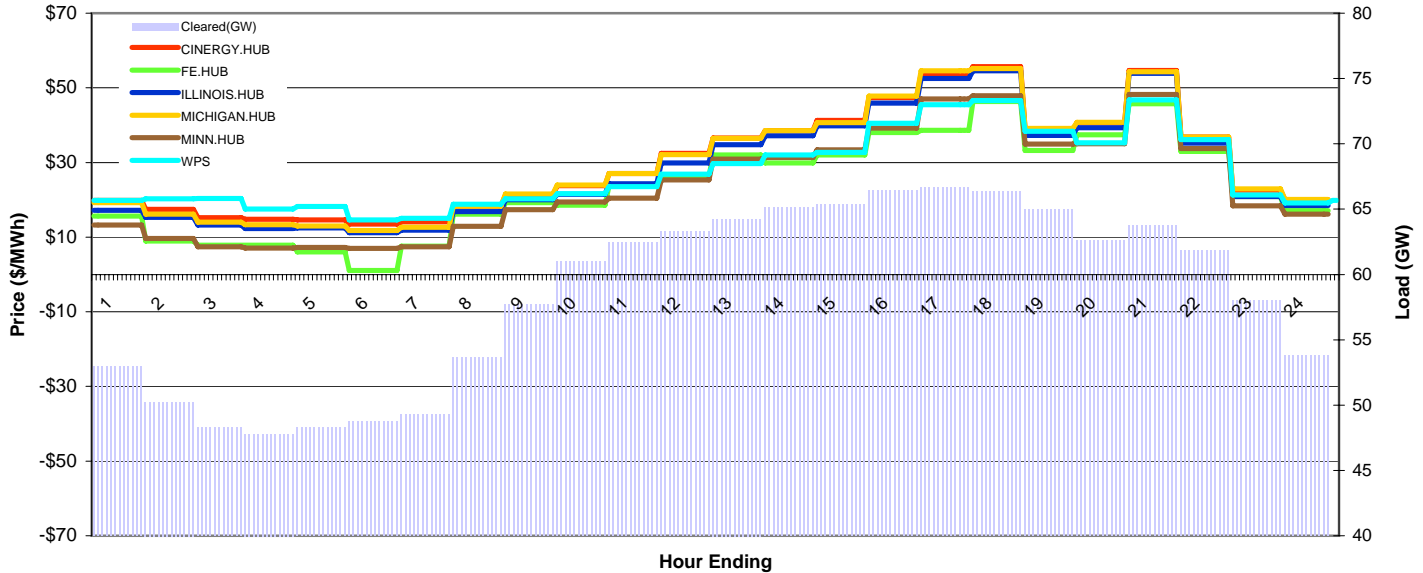
# MISO Daily Report

Delivery Day: Sunday, August 10, 2008

Price Color Codes: ≤0 ≥100 ≥200

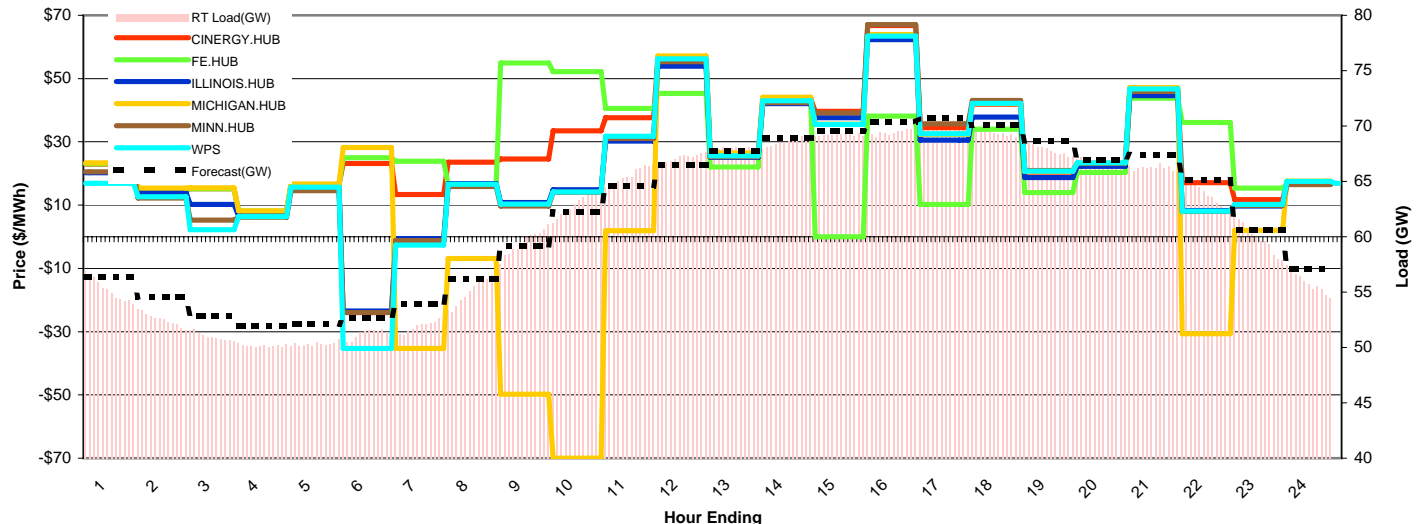
## Day-Ahead Prices and Cleared Load

	HE1	HE2	HE3	HE4	HE5	HE6	HE7	HE8	HE9	HE10	HE11	HE12	HE13	HE14	HE15	HE16	HE17	HE18	HE19	HE20	HE21	HE22	HE23	HE24
CINERGY.HUB	19.82	17.41	15.18	14.79	14.59	13.47	14.08	18.29	21.25	23.78	27.02	32.49	36.53	38.57	41.26	47.39	53.82	55.72	38.67	40.62	54.68	36.79	22.60	20.03
FE.HUB	15.67	9.00	7.82	7.81	6.02	1.11	7.62	16.17	19.24	18.55	23.86	26.28	32.04	29.88	32.02	38.00	38.63	46.31	33.26	37.40	45.75	32.96	20.91	17.09
ILLINOIS.HUB	17.20	15.29	13.26	12.30	12.51	11.22	11.88	16.81	20.02	21.45	24.32	29.89	34.79	37.15	39.86	45.89	52.49	54.54	37.27	39.29	53.91	35.23	20.89	18.48
MICHIGAN.HUB	19.27	16.19	14.03	13.31	13.03	11.76	12.67	18.33	21.59	23.97	27.09	32.12	36.47	38.50	40.65	47.79	54.60	55.16	39.16	40.77	54.29	36.84	22.97	20.14
MINN.HUB	13.23	9.62	7.42	7.07	7.26	7.03	7.44	12.92	17.38	19.44	20.45	25.32	30.92	31.34	33.35	39.24	47.05	47.87	34.95	35.04	48.25	33.72	18.43	16.14
WPS	19.82	20.31	20.38	17.51	18.25	14.66	15.02	18.80	20.24	21.67	23.50	26.86	29.70	32.06	32.73	40.55	45.45	46.62	38.35	35.26	46.79	36.14	21.32	19.20
Cleared(GW)	53.0	50.2	48.3	47.8	48.3	48.7	49.3	53.6	57.7	61.0	62.4	63.3	64.2	65.1	65.4	66.4	66.6	66.3	64.9	62.6	63.8	61.8	58.0	53.8



## Preliminary Real-Time Prices with Forecasted and Actual System Load

	HE1	HE2	HE3	HE4	HE5	HE6	HE7	HE8	HE9	HE10	HE11	HE12	HE13	HE14	HE15	HE16	HE17	HE18	HE19	HE20	HE21	HE22	HE23	HE24
CINERGY.HUB	22.92	15.12	15.18	8.01	16.45	23.19	13.35	23.55	24.60	33.49	37.64	56.13	26.09	43.66	39.65	66.77	34.48	41.92	20.44	23.01	46.17	17.09	11.77	17.17
FE.HUB	23.06	15.14	15.22	8.05	16.46	25.02	23.86	16.48	54.96	52.24	40.59	45.35	22.08	42.61	0.01	38.12	10.19	34.03	14.00	20.29	43.78	36.15	15.42	16.74
ILLINOIS.HUB	20.28	13.91	10.22	6.55	15.58	-23.47	-0.59	16.82	10.87	14.92	30.29	53.91	25.09	42.07	37.64	62.27	30.59	37.79	18.69	22.26	44.57	8.34	9.75	16.62
MICHIGAN.HUB	23.37	15.36	15.48	8.24	16.67	28.19	-35.26	-6.84	-49.74	-69.96	1.94	57.11	26.53	44.06	35.59	63.92	32.37	42.05	20.62	23.37	47.14	-30.70	2.04	17.61
MINN.HUB	20.51	12.23	5.30	6.12	14.57	-23.93	-1.19	15.88	9.76	14.03	31.06	55.34	25.33	42.41	39.10	67.07	35.66	43.08	20.95	23.16	45.88	8.02	9.89	16.53
WPS	16.85	12.68	2.20	6.33	15.68	-35.29	-2.61	16.58	10.36	14.12	31.71	56.25	25.61	42.94	35.48	63.46	32.59	42.17	20.72	23.33	46.73	8.14	10.20	17.49
Forecasted(GW)	56.4	54.6	52.9	52.0	52.1	52.7	54.0	56.2	59.1	62.3	64.6	66.4	67.8	68.9	69.5	70.4	70.7	70.1	68.6	66.9	67.4	65.2	60.6	57.0
(RT) - (DA Load)	2.22	2.31	2.71	2.38	2.04	2.52	2.66	1.56	1.78	2.03	3.14	3.90	3.73	3.46	3.85	3.03	3.20	3.03	2.94	3.97	2.47	2.11	1.91	2.12



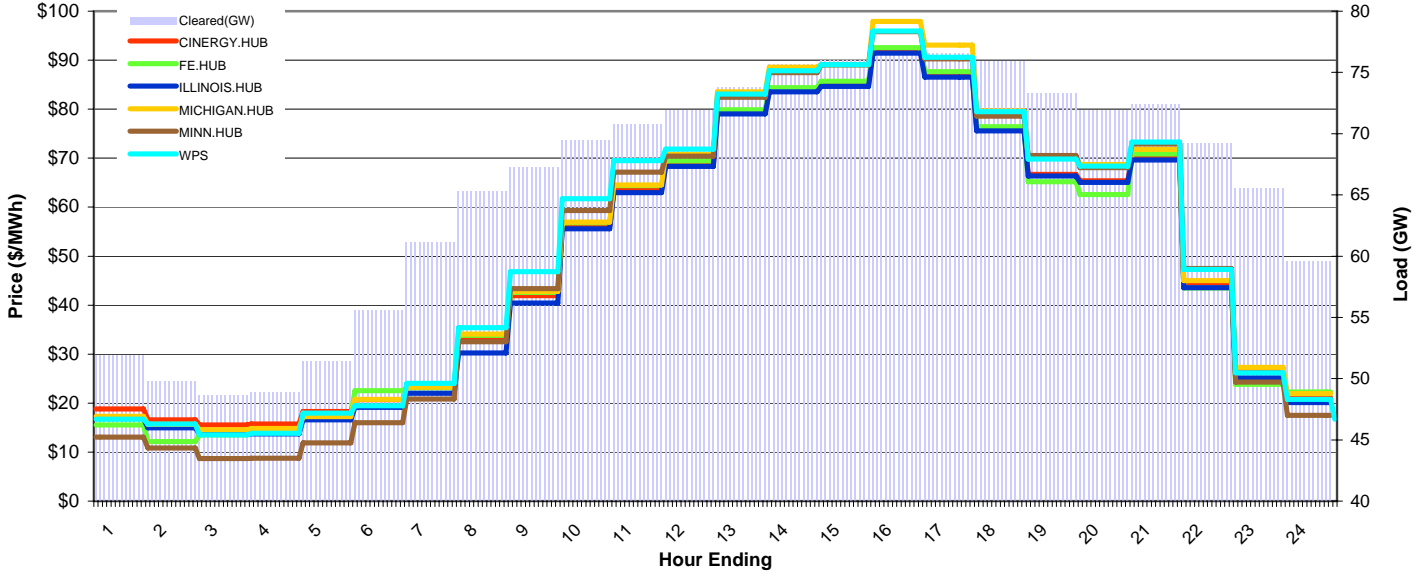
# MISO Daily Report

Delivery Day: Monday, August 11, 2008

Price Color Codes: ≤0 ≥100 ≥200

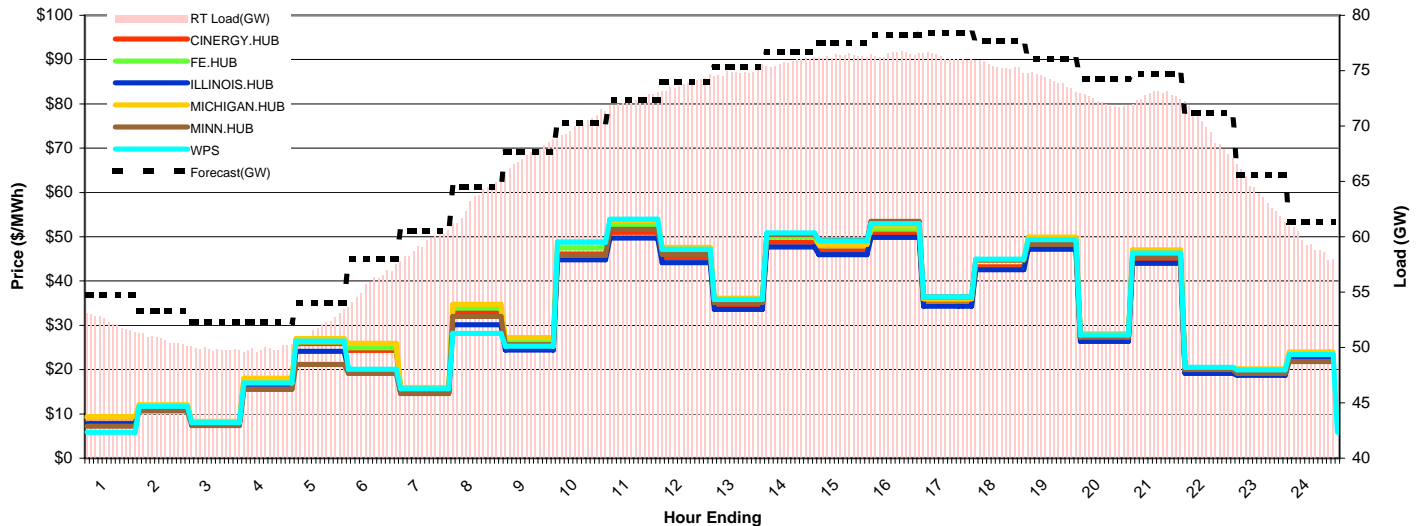
## Day-Ahead Prices and Cleared Load

	HE1	HE2	HE3	HE4	HE5	HE6	HE7	HE8	HE9	HE10	HE11	HE12	HE13	HE14	HE15	HE16	HE17	HE18	HE19	HE20	HE21	HE22	HE23	HE24
CINERGY.HUB	18.80	16.60	15.54	15.71	18.27	20.73	23.23	33.27	41.92	55.98	63.44	68.68	79.41	83.96	85.07	92.23	87.42	75.96	66.68	65.37	70.00	44.45	26.46	21.12
FE.HUB	15.53	12.13	13.52	14.13	17.30	22.52	23.12	33.83	42.56	56.82	64.39	69.43	79.89	84.38	85.68	92.54	87.66	76.45	65.17	62.59	70.85	43.53	23.82	22.26
ILLINOIS.HUB	16.87	14.99	13.70	13.73	16.56	19.15	22.04	30.25	40.44	55.56	62.96	68.35	79.04	83.56	84.67	91.45	86.52	75.60	66.35	65.04	69.66	43.54	25.14	20.11
MICHIGAN.HUB	17.34	15.69	14.56	14.82	17.23	20.80	23.23	34.09	42.78	56.96	64.55	70.78	83.51	88.59	89.06	97.94	93.08	79.62	70.05	68.73	71.80	45.00	27.29	21.92
MINN.HUB	13.08	10.87	8.71	8.73	11.87	16.02	20.85	32.50	43.35	59.31	67.15	70.42	82.42	87.45	89.04	95.79	90.26	78.59	70.51	68.04	72.87	47.49	24.28	17.48
WPS	16.75	15.76	13.53	13.88	17.98	19.44	24.02	35.37	46.86	61.75	69.47	71.86	83.11	87.88	89.07	95.93	90.61	79.49	69.82	68.38	73.25	47.31	26.18	20.75
Cleared(GW)	51.9	49.8	48.6	48.9	51.4	55.6	61.1	65.3	67.2	69.5	70.7	71.9	73.8	75.7	76.0	76.4	76.6	75.9	73.3	71.9	72.4	69.2	65.5	59.6



## Preliminary Real-Time Prices with Forecasted and Actual System Load

	HE1	HE2	HE3	HE4	HE5	HE6	HE7	HE8	HE9	HE10	HE11	HE12	HE13	HE14	HE15	HE16	HE17	HE18	HE19	HE20	HE21	HE22	HE23	HE24
CINERGY.HUB	9.09	11.74	8.05	17.43	25.88	24.38	15.14	32.99	25.68	46.09	51.01	45.32	34.47	48.75	46.80	50.79	34.85	43.24	48.06	26.93	44.83	19.47	19.16	22.96
FE.HUB	9.16	11.80	8.09	17.54	26.23	24.96	15.50	33.86	26.49	47.50	52.55	46.44	35.29	50.07	47.99	51.73	34.56	42.60	48.43	27.26	45.82	19.89	19.60	23.41
ILLINOIS.HUB	7.78	11.33	7.77	16.68	24.11	20.05	14.66	30.13	24.40	44.83	49.73	44.16	33.61	47.69	45.95	49.88	34.31	42.59	47.20	26.38	43.98	19.18	18.75	22.34
MICHIGAN.HUB	9.37	12.09	8.31	18.06	26.99	25.95	16.00	34.75	27.21	48.88	53.68	47.62	36.16	50.63	48.28	52.48	35.99	44.72	49.94	28.14	47.01	20.44	20.15	23.99
MINN.HUB	7.25	10.72	7.35	15.57	21.15	19.15	14.63	31.98	25.67	45.83	51.66	46.04	35.08	50.47	49.20	53.46	36.40	44.69	48.45	27.30	45.35	20.04	19.16	21.85
WPS	5.84	11.73	8.04	17.01	26.43	20.11	15.67	28.16	25.30	48.78	53.94	47.19	35.83	50.87	49.04	52.93	36.41	44.91	49.36	27.79	46.29	20.52	19.95	23.43
Forecasted(GW)	54.7	53.3	52.3	52.3	54.0	58.0	60.5	64.5	67.6	70.3	72.3	74.0	75.3	76.7	77.5	78.3	78.5	77.7	76.0	74.3	74.7	71.2	65.6	61.3
(RT) - (DA Load)	0.37	0.91	1.19	0.99	0.37	0.16	-1.78	-1.88	0.11	0.71	1.61	1.88	1.08	0.13	0.31	0.13	-0.33	-0.51	0.83	0.31	0.34	0.37	-1.73	-0.25



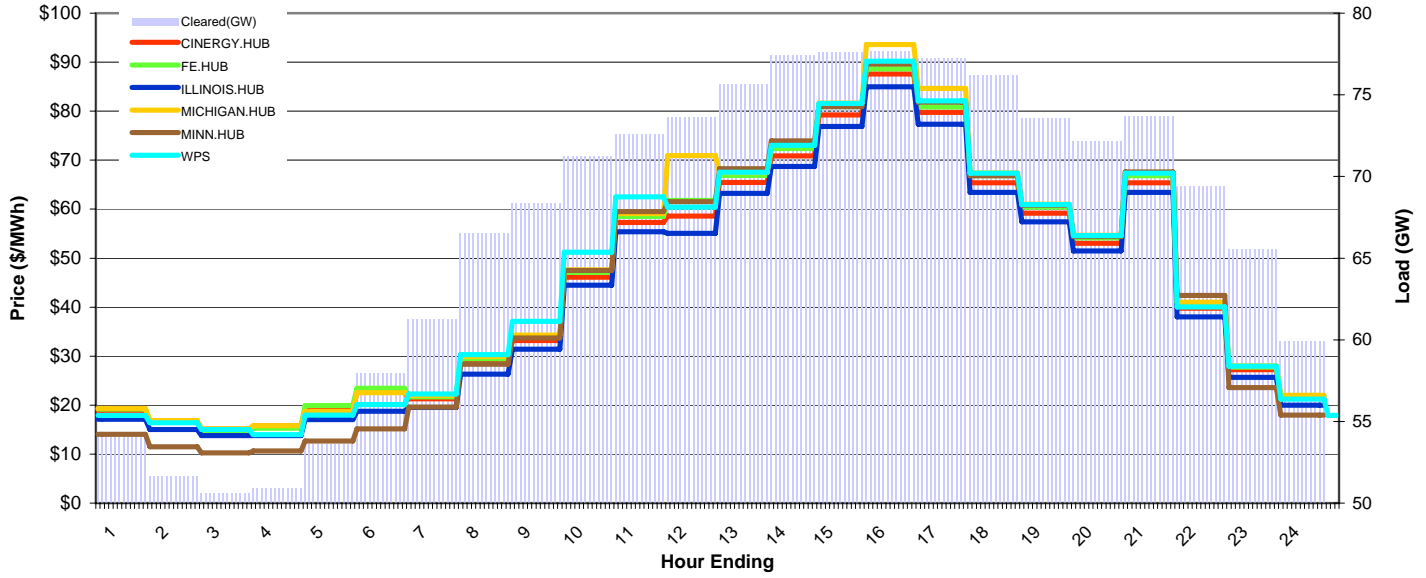
# MISO Daily Report

Delivery Day: Tuesday, August 12, 2008

Price Color Codes: ≤0 ≥100 ≥200

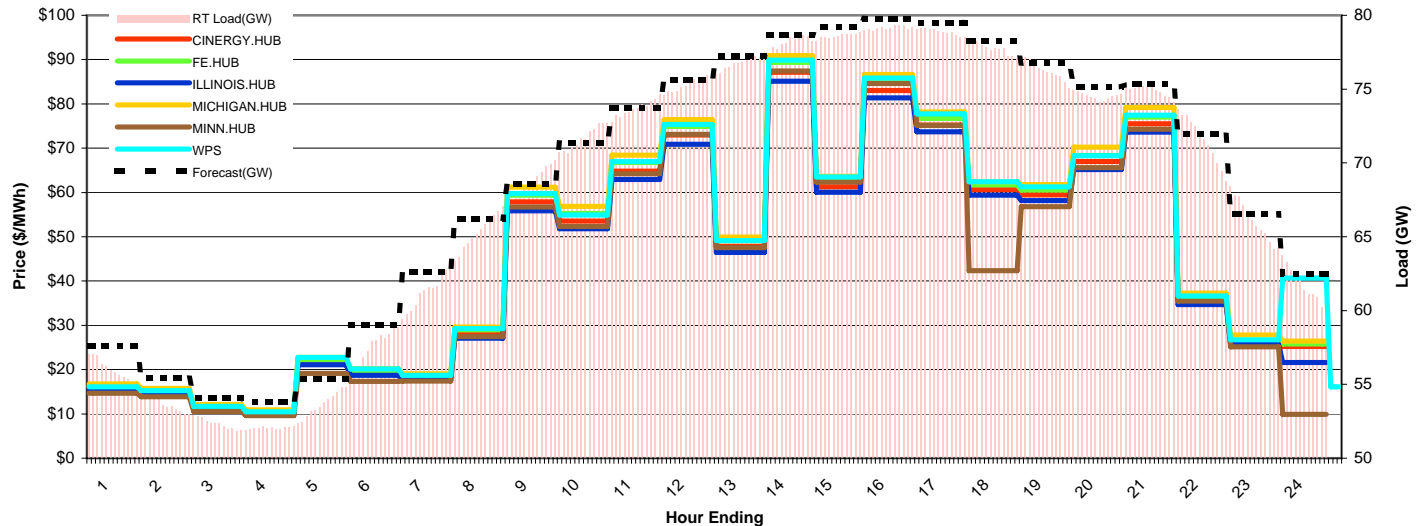
## Day-Ahead Prices and Cleared Load

	HE1	HE2	HE3	HE4	HE5	HE6	HE7	HE8	HE9	HE10	HE11	HE12	HE13	HE14	HE15	HE16	HE17	HE18	HE19	HE20	HE21	HE22	HE23	HE24
CINERGY.HUB	18.91	16.51	15.08	15.71	19.15	22.61	21.32	28.90	33.20	46.10	57.27	58.59	65.47	70.89	79.24	87.58	79.74	65.40	59.19	53.05	65.40	39.78	27.21	21.41
FE.HUB	19.21	16.60	14.67	15.30	19.89	23.44	21.71	29.49	33.94	47.11	58.52	61.78	66.86	72.40	80.91	88.63	80.84	66.80	60.45	54.18	66.79	40.60	27.76	21.84
ILLINOIS.HUB	17.10	15.04	13.78	13.75	17.02	18.73	19.54	26.32	31.42	44.47	55.42	55.09	63.21	68.74	76.87	84.95	77.35	63.45	57.42	51.46	63.44	38.00	25.64	19.97
MICHIGAN.HUB	19.34	16.86	15.17	15.79	18.74	22.51	21.96	29.92	34.30	47.59	59.10	70.92	67.48	73.07	81.66	93.57	84.62	67.40	61.00	54.67	67.40	41.00	27.99	22.02
MINN.HUB	14.02	11.50	10.28	10.65	12.65	15.16	19.57	28.34	33.71	47.49	59.53	61.50	68.24	73.91	80.92	89.62	81.84	66.79	60.81	54.42	67.63	42.38	23.57	17.98
WPS	17.93	16.38	15.02	13.98	17.99	20.14	22.29	30.29	37.08	51.18	62.54	60.39	67.56	73.05	81.60	90.20	82.13	67.35	60.96	54.63	67.36	40.03	27.99	21.23
Cleared(GW)	54.2	51.6	50.6	50.9	53.6	58.0	61.2	66.5	68.3	71.2	72.6	73.6	75.6	77.4	77.6	77.7	77.2	76.2	73.6	72.1	73.7	69.4	65.5	59.9



## Preliminary Real-Time Prices with Forecasted and Actual System Load

	HE1	HE2	HE3	HE4	HE5	HE6	HE7	HE8	HE9	HE10	HE11	HE12	HE13	HE14	HE15	HE16	HE17	HE18	HE19	HE20	HE21	HE22	HE23	HE24
CINERGY.HUB	16.04	15.23	11.72	10.56	21.96	19.50	18.28	28.33	57.90	53.53	64.80	72.98	47.83	87.13	61.26	83.05	75.22	60.59	59.50	66.99	75.48	35.47	26.52	25.24
FE.HUB	16.27	15.34	11.81	10.64	22.20	19.82	18.69	28.95	59.42	55.25	66.78	74.95	49.12	89.40	62.74	84.93	76.75	61.70	60.56	68.37	77.05	36.29	26.41	25.81
ILLINOIS.HUB	15.52	14.72	11.31	10.19	21.13	18.68	17.60	27.07	55.84	51.78	62.90	70.91	46.49	85.12	60.03	81.36	73.73	59.41	58.14	65.16	73.65	34.70	25.78	21.57
MICHIGAN.HUB	16.73	15.74	12.11	10.89	22.74	20.22	19.08	29.63	61.17	56.84	68.44	76.48	49.95	90.91	63.66	86.63	78.20	62.46	61.77	70.23	79.21	37.27	27.82	26.41
MINN.HUB	14.64	13.88	10.58	9.59	19.18	17.35	17.42	27.48	56.70	52.34	64.23	73.14	47.54	87.40	62.34	84.64	75.17	42.33	56.76	65.61	74.29	35.50	25.18	9.88
WPS	16.10	15.25	11.67	10.50	22.77	20.13	18.70	29.26	59.78	54.93	66.99	75.34	49.13	89.92	63.50	85.87	77.72	62.43	61.30	68.26	77.43	36.61	26.73	40.65
Forecasted(GW)	57.6	55.4	54.1	53.8	55.4	59.0	62.6	66.2	68.6	71.4	73.7	75.6	77.2	78.7	79.2	79.8	79.5	78.3	76.7	75.1	75.3	71.9	66.5	62.5
(RT) - (DA Load)	1.83	2.05	1.74	1.15	-0.01	-0.49	0.00	-1.20	0.28	0.43	1.08	1.74	1.11	0.76	0.98	1.46	1.64	1.58	2.71	2.39	1.21	2.19	0.56	1.82



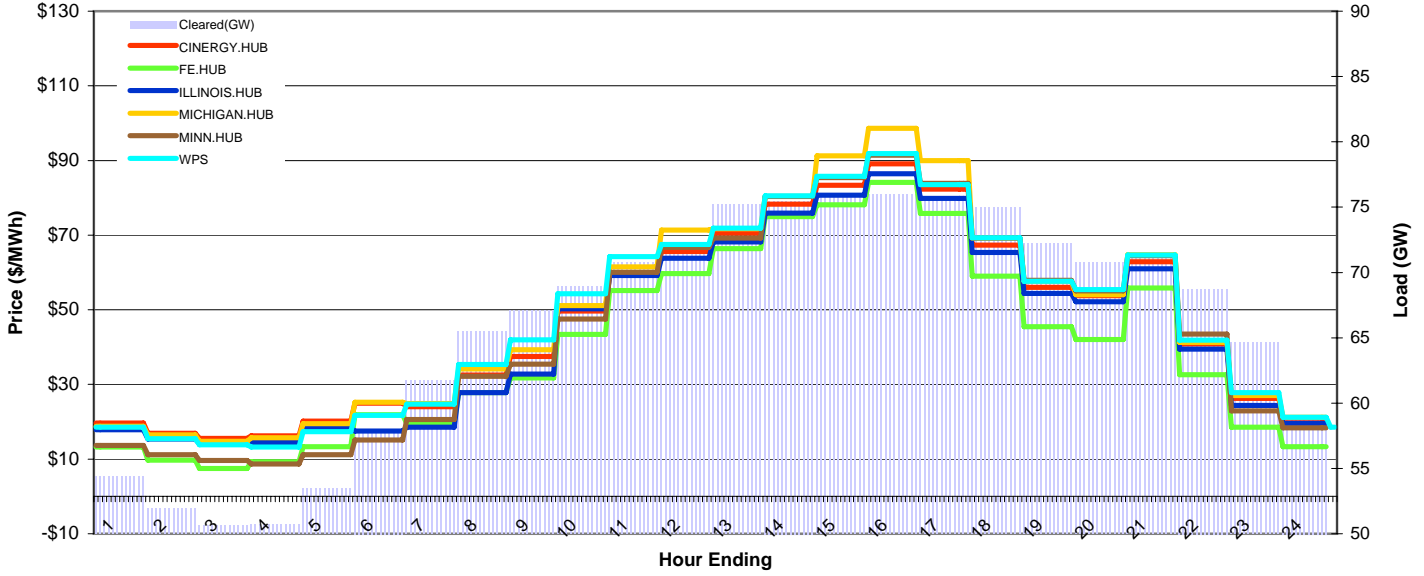
# MISO Daily Report

Delivery Day: Wednesday, August 13, 2008

Price Color Codes: ≤0 ≥100 ≥200

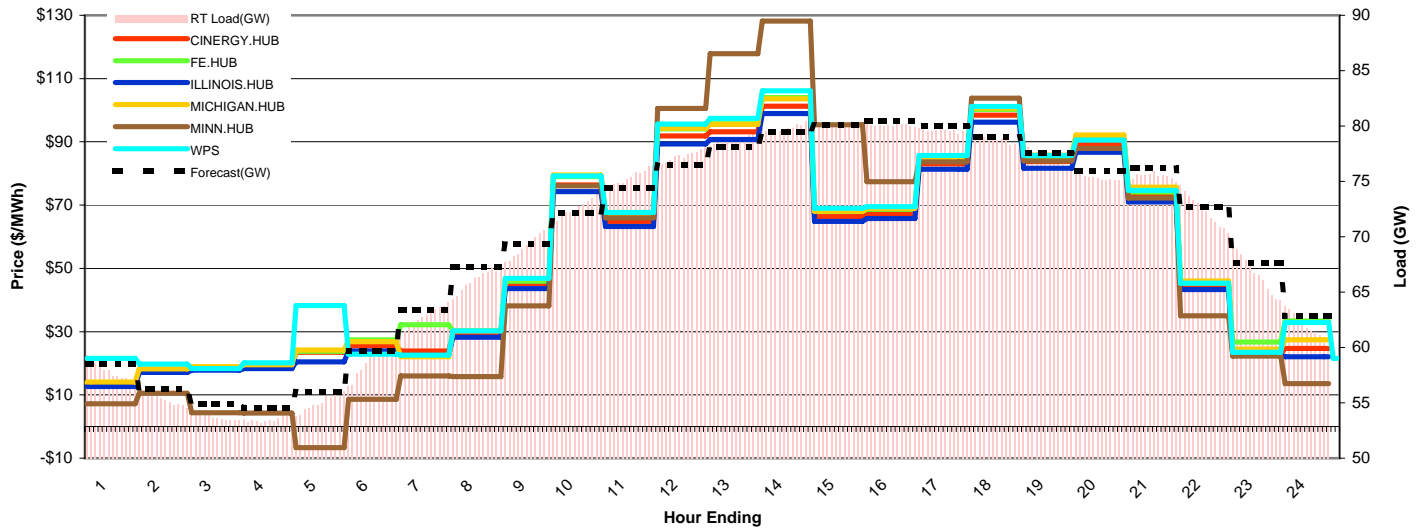
## Day-Ahead Prices and Cleared Load

	HE1	HE2	HE3	HE4	HE5	HE6	HE7	HE8	HE9	HE10	HE11	HE12	HE13	HE14	HE15	HE16	HE17	HE18	HE19	HE20	HE21	HE22	HE23	HE24
CINERGY.HUB	19.70	16.95	15.54	16.22	20.21	24.98	24.03	32.50	37.51	49.63	59.72	65.60	70.50	78.34	83.38	89.14	82.33	67.36	56.03	53.78	62.83	40.84	26.30	20.97
FE.HUB	13.24	9.69	7.49	9.32	13.32	21.90	19.47	27.84	31.74	43.42	55.14	59.72	66.35	74.94	78.12	84.13	75.81	59.03	45.50	42.05	55.84	32.64	18.57	13.34
ILLINOIS.HUB	17.89	15.40	14.08	14.41	18.17	17.48	18.56	27.84	32.75	50.29	59.19	63.82	68.23	75.92	80.74	86.45	79.85	65.36	54.36	52.19	60.96	39.49	24.41	19.57
MICHIGAN.HUB	18.83	16.50	14.77	15.74	19.49	25.23	24.89	34.17	39.28	51.12	61.53	71.33	71.66	80.35	91.21	98.60	89.97	69.25	57.65	54.01	64.74	41.23	27.04	21.22
MINN.HUB	13.64	11.16	9.64	8.65	11.14	15.14	20.57	32.16	35.47	47.56	60.06	66.76	69.19	80.39	85.45	91.40	83.87	69.18	57.90	55.05	64.54	43.46	22.90	18.34
WPS	18.55	15.49	13.84	13.25	17.33	21.76	24.68	35.34	41.96	54.32	64.25	67.53	71.89	80.56	85.76	91.88	83.50	69.30	57.68	55.40	64.67	41.89	27.82	21.24
Cleared(GW)	54.4	52.0	50.7	50.7	53.4	57.7	61.7	65.5	67.1	68.9	70.8	71.8	75.2	75.5	75.9	76.0	75.8	75.0	72.2	70.8	71.5	68.7	64.7	59.1



## Preliminary Real-Time Prices with Forecasted and Actual System Load

	HE1	HE2	HE3	HE4	HE5	HE6	HE7	HE8	HE9	HE10	HE11	HE12	HE13	HE14	HE15	HE16	HE17	HE18	HE19	HE20	HE21	HE22	HE23	HE24
CINERGY.HUB	13.56	17.66	18.39	18.93	23.45	25.53	23.89	29.03	44.86	76.40	64.90	91.84	93.18	104.32	66.41	67.26	83.10	98.48	83.79	89.18	72.85	44.33	23.05	24.73
FE.HUB	13.80	17.79	18.51	19.09	23.74	27.43	32.23	30.34	45.91	79.06	66.67	94.11	95.71	104.04	68.04	68.66	84.64	100.26	85.26	90.92	74.19	45.33	26.76	33.39
ILLINOIS.HUB	12.63	17.13	17.86	18.32	20.48	23.88	22.51	28.20	43.57	74.31	63.20	89.38	90.77	98.93	64.81	65.81	81.38	96.17	81.62	86.71	71.02	43.28	22.56	22.06
MICHIGAN.HUB	14.11	18.22	18.94	19.51	24.21	26.85	22.03	30.30	46.74	79.55	67.19	94.33	95.47	103.60	68.09	68.97	85.23	100.64	85.84	92.21	75.66	46.04	24.54	27.44
MINN.HUB	7.18	10.51	4.35	4.25	-6.70	8.60	16.03	15.80	38.18	76.12	66.00	100.52	117.85	128.15	95.40	77.44	83.63	103.83	83.97	87.94	72.21	35.02	22.23	13.57
WPS	21.60	19.73	18.31	20.14	38.22	22.89	22.60	30.24	46.80	79.25	67.70	95.61	97.47	106.08	68.98	69.51	85.69	101.12	85.68	90.54	74.63	45.37	23.44	32.93
Forecasted(GW)	58.5	56.2	54.8	54.5	56.0	59.7	63.4	67.2	69.3	72.1	74.4	76.4	78.1	79.5	80.1	80.4	80.0	79.0	77.5	75.9	76.2	72.7	67.6	62.8
(RT) - (DA Load)	3.40	3.38	3.11	2.80	1.54	1.33	1.05	0.61	2.18	3.72	4.57	5.43	3.56	4.38	4.17	4.10	3.78	3.81	4.92	4.61	3.98	3.68	2.02	2.88



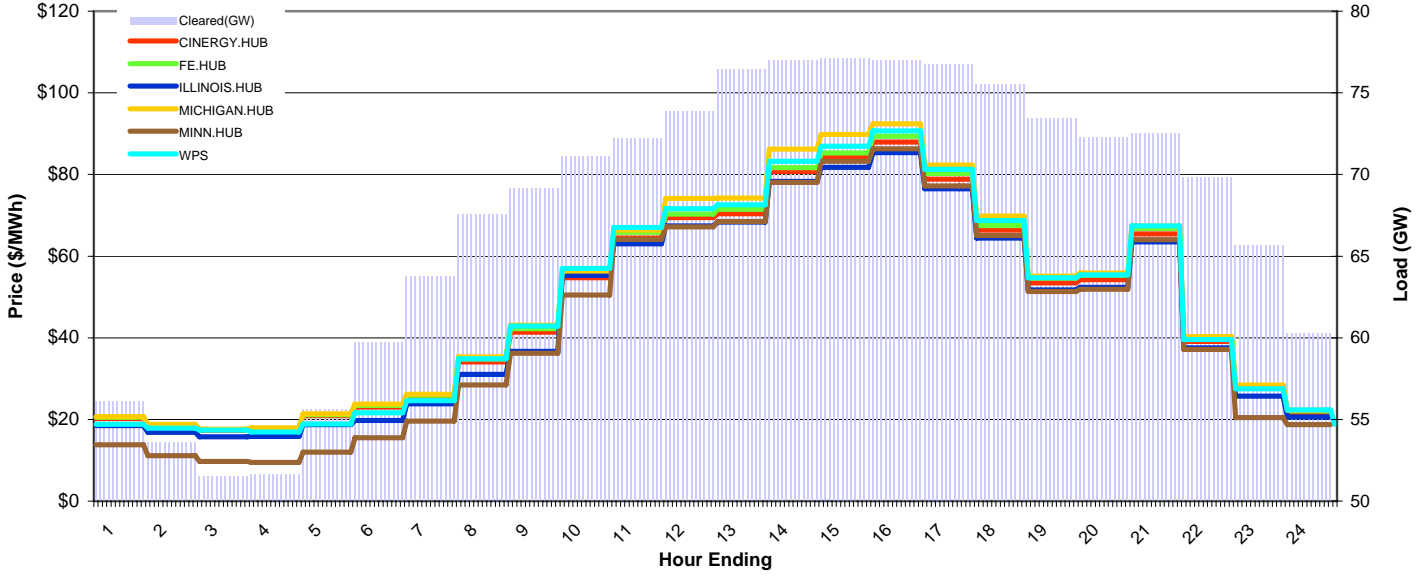
# MISO Daily Report

Delivery Day: Thursday, August 14, 2008

Price Color Codes: ≤0 ≥100 ≥200

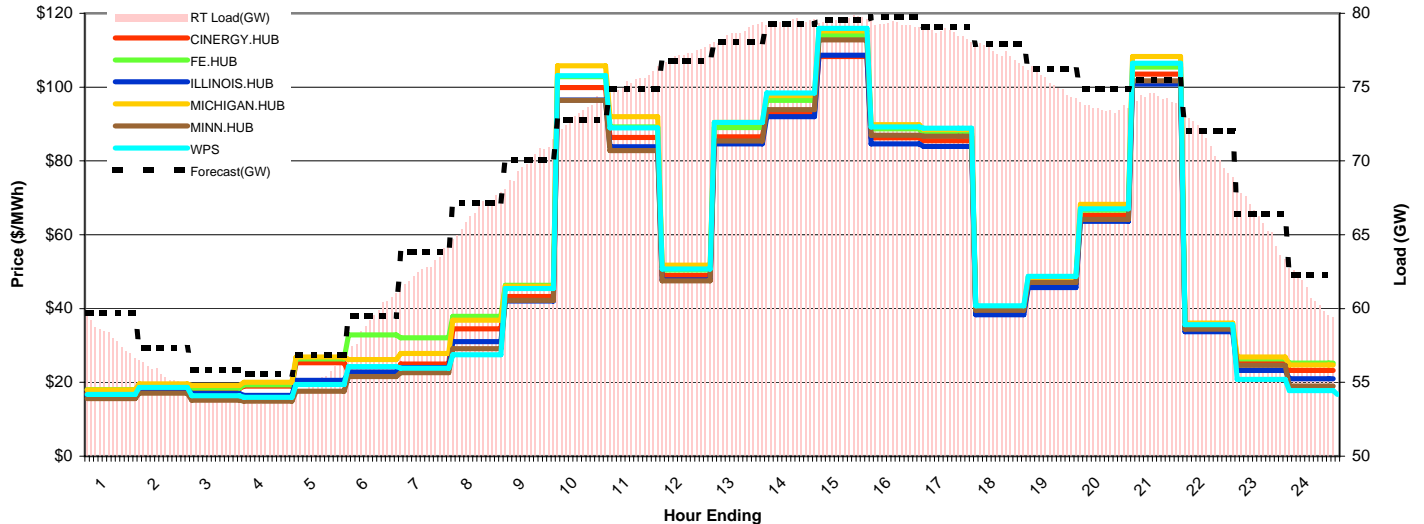
## Day-Ahead Prices and Cleared Load

	HE1	HE2	HE3	HE4	HE5	HE6	HE7	HE8	HE9	HE10	HE11	HE12	HE13	HE14	HE15	HE16	HE17	HE18	HE19	HE20	HE21	HE22	HE23	HE24
CINERGY.HUB	20.24	18.48	17.30	17.62	20.90	23.03	25.51	34.12	41.36	54.70	64.43	69.44	70.40	80.73	84.40	87.94	78.86	66.40	53.49	54.22	65.41	39.08	27.65	21.67
FE.HUB	20.50	18.67	17.48	17.81	21.19	23.42	25.93	34.78	42.25	55.85	65.81	70.27	71.48	81.69	85.29	89.36	80.27	67.46	54.62	55.37	66.79	39.90	28.20	22.10
ILLINOIS.HUB	18.47	16.84	15.78	15.82	18.76	19.75	23.79	31.05	36.66	55.26	63.04	67.37	68.31	78.33	81.74	85.32	76.52	64.42	51.73	52.38	63.47	37.56	25.71	20.62
MICHIGAN.HUB	20.66	18.82	17.61	17.95	21.40	23.76	26.16	35.32	43.13	56.36	66.41	74.12	74.19	86.21	89.79	92.39	82.33	69.87	55.11	55.86	67.39	40.26	28.42	22.28
MINN.HUB	13.82	11.10	9.73	9.51	12.02	15.50	19.56	28.49	36.23	50.48	64.13	67.20	68.50	78.07	83.21	86.32	77.17	65.06	51.35	51.86	64.07	37.19	20.43	18.75
WPS	18.84	17.86	17.40	16.96	18.87	21.65	24.65	34.88	42.86	56.95	67.02	71.61	72.57	83.25	86.89	90.69	81.29	68.77	54.74	55.41	67.41	39.58	27.53	22.35
Cleared(GW)	56.1	53.6	51.5	51.7	55.6	59.7	63.8	67.6	69.2	71.1	72.2	73.8	76.4	77.0	77.1	77.0	76.8	75.5	73.4	72.3	72.5	69.8	65.7	60.3



## Preliminary Real-Time Prices with Forecasted and Actual System Load

	HE1	HE2	HE3	HE4	HE5	HE6	HE7	HE8	HE9	HE10	HE11	HE12	HE13	HE14	HE15	HE16	HE17	HE18	HE19	HE20	HE21	HE22	HE23	HE24
CINERGY.HUB	17.08	18.72	18.26	19.00	25.29	22.73	24.94	34.53	43.29	99.86	86.35	49.02	86.49	93.09	108.32	86.23	85.45	38.98	46.67	65.32	103.49	34.57	25.55	23.21
FE.HUB	18.02	19.03	18.49	19.30	26.36	32.87	32.04	37.86	46.26	102.84	89.18	50.47	89.03	96.41	113.98	88.69	87.41	39.72	47.48	66.64	105.46	35.26	26.40	25.20
ILLINOIS.HUB	16.42	18.02	17.03	16.46	20.52	22.80	24.01	31.06	42.05	96.49	83.81	47.77	84.60	91.99	108.67	84.64	83.92	38.33	45.73	63.60	100.84	33.70	23.22	20.94
MICHIGAN.HUB	17.99	19.58	19.14	20.00	26.87	26.15	27.81	36.89	46.06	105.81	91.98	51.72	90.46	97.72	115.24	89.86	88.53	40.29	48.41	68.27	108.26	36.07	26.87	24.72
MINN.HUB	15.61	17.12	15.21	14.88	17.56	21.57	22.63	29.17	42.22	96.42	82.81	47.52	85.44	93.86	112.79	86.96	86.69	39.53	47.10	64.12	101.73	34.39	24.62	18.97
WPS	16.74	18.67	16.43	15.96	19.38	24.29	23.88	27.52	45.46	103.10	88.93	50.76	90.46	98.43	115.89	89.24	88.89	40.72	48.74	67.06	106.44	35.67	20.82	17.81
Forecasted(GW)	59.7	57.3	55.9	55.5	56.9	59.5	63.8	67.2	70.1	72.8	74.9	76.8	78.1	79.3	79.5	79.7	79.1	77.9	76.2	74.9	75.5	72.0	66.4	62.2
(RT) - (DA Load)	1.98	1.99	2.70	2.10	-0.40	-0.54	-1.04	-1.08	0.73	2.15	3.18	3.39	2.23	2.46	2.45	2.26	1.90	1.77	1.83	1.29	1.67	1.31	0.25	0.71



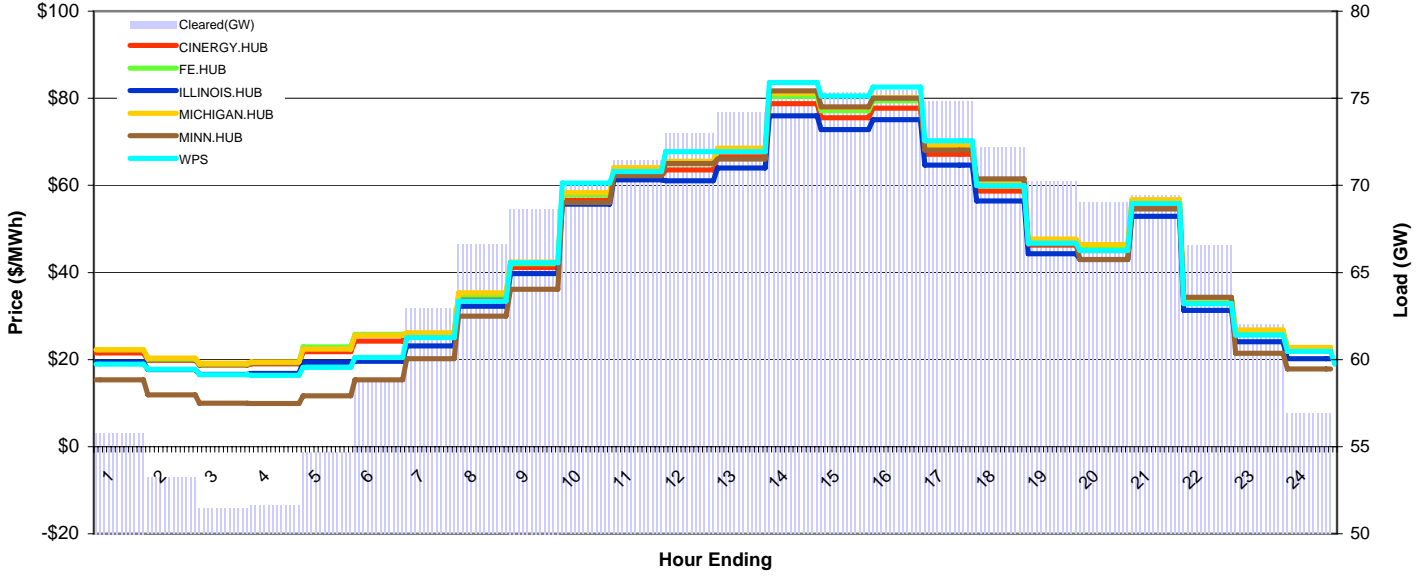
# MISO Daily Report

Delivery Day: Friday, August 15, 2008

Price Color Codes: ≤0 ≥100 ≥200

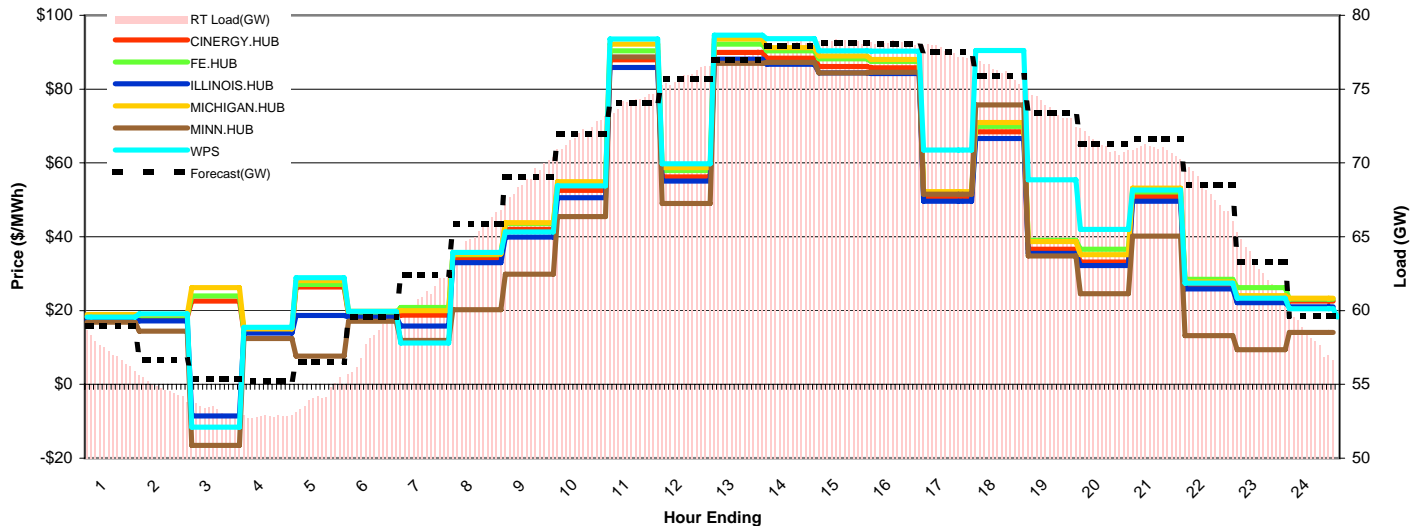
## Day-Ahead Prices and Cleared Load

	HE1	HE2	HE3	HE4	HE5	HE6	HE7	HE8	HE9	HE10	HE11	HE12	HE13	HE14	HE15	HE16	HE17	HE18	HE19	HE20	HE21	HE22	HE23	HE24
CINERGY.HUB	21.49	19.83	18.72	19.03	21.84	24.25	25.50	34.39	41.15	56.56	62.17	63.53	66.53	78.73	75.54	77.74	67.12	58.70	46.29	45.04	55.04	33.16	26.06	22.15
FE.HUB	22.29	20.12	18.98	19.32	22.88	25.78	25.99	34.80	42.01	57.79	63.49	64.92	67.94	80.45	77.17	79.43	68.57	59.86	47.02	45.99	56.21	33.87	26.35	22.75
ILLINOIS.HUB	19.38	17.70	16.62	16.81	19.39	19.61	23.17	32.24	39.76	55.72	61.29	61.07	63.97	75.96	72.83	75.10	64.68	56.46	44.28	42.94	52.88	31.31	24.10	20.23
MICHIGAN.HUB	22.23	20.35	19.19	19.49	22.43	25.54	26.16	35.34	42.38	58.36	64.06	65.55	68.57	81.22	77.91	80.19	69.21	60.49	47.70	46.40	56.71	34.18	26.81	22.80
MINN.HUB	15.31	11.90	10.00	9.91	11.69	15.31	20.21	30.00	36.17	56.08	62.20	65.05	66.07	81.69	78.01	80.00	68.08	61.52	46.53	42.96	54.57	34.31	21.46	17.88
WPS	18.96	17.78	16.50	16.34	18.23	20.45	25.05	33.45	42.27	60.52	63.22	67.78	67.71	83.64	80.52	82.61	70.22	59.94	46.72	45.03	55.81	32.87	25.67	21.86
Cleared(GW)	55.8	53.3	51.4	51.6	54.7	58.8	62.9	66.6	68.6	70.0	71.4	73.0	74.2	75.0	75.3	75.4	74.8	72.2	70.2	69.0	69.4	66.6	62.0	56.9



## Preliminary Real-Time Prices with Forecasted and Actual System Load

	HE1	HE2	HE3	HE4	HE5	HE6	HE7	HE8	HE9	HE10	HE11	HE12	HE13	HE14	HE15	HE16	HE17	HE18	HE19	HE20	HE21	HE22	HE23	HE24
CINERGY.HUB	18.15	18.28	22.55	14.44	26.38	18.84	18.72	33.85	42.03	52.60	87.96	56.23	89.92	88.39	86.14	85.75	50.77	68.43	36.61	33.14	50.91	26.39	22.51	22.55
FE.HUB	18.51	18.57	23.93	14.60	27.08	19.40	20.82	35.18	43.56	54.13	90.41	57.92	92.23	90.39	88.22	87.48	51.85	69.92	39.07	36.64	52.14	28.43	26.21	23.07
ILLINOIS.HUB	17.49	17.19	-8.59	13.93	18.68	18.20	15.77	32.94	39.90	50.58	85.86	55.06	88.12	86.75	84.37	84.18	49.66	66.64	35.49	32.21	49.61	25.91	22.10	21.05
MICHIGAN.HUB	18.91	18.97	26.24	15.03	28.13	19.80	20.01	35.29	43.81	54.93	92.18	58.70	93.62	91.25	89.01	88.07	52.22	70.98	38.66	35.18	53.19	27.77	24.04	23.37
MINN.HUB	16.81	14.43	-16.57	12.47	7.67	17.14	11.89	20.25	29.89	45.47	88.77	48.99	87.02	87.25	84.35	84.60	51.56	75.69	34.80	24.58	40.18	13.18	9.37	14.09
WPS	18.25	19.07	-11.57	15.45	28.92	19.84	11.20	35.79	41.27	53.76	93.60	59.77	94.63	93.65	90.33	90.26	63.46	90.48	55.40	42.03	52.64	27.39	23.34	20.47
Forecasted(GW)	59.0	56.6	55.4	55.2	56.5	59.6	62.5	65.9	69.0	72.0	74.0	75.7	76.9	77.9	78.1	78.1	77.5	75.9	73.4	71.3	71.6	68.5	63.3	59.7
(RT) - (DA Load)	1.42	1.49	1.87	1.23	-0.43	-0.92	-1.87	-1.53	0.30	1.97	2.78	2.92	2.98	3.13	2.90	2.71	2.74	3.99	3.47	2.28	1.49	1.54	0.87	1.33



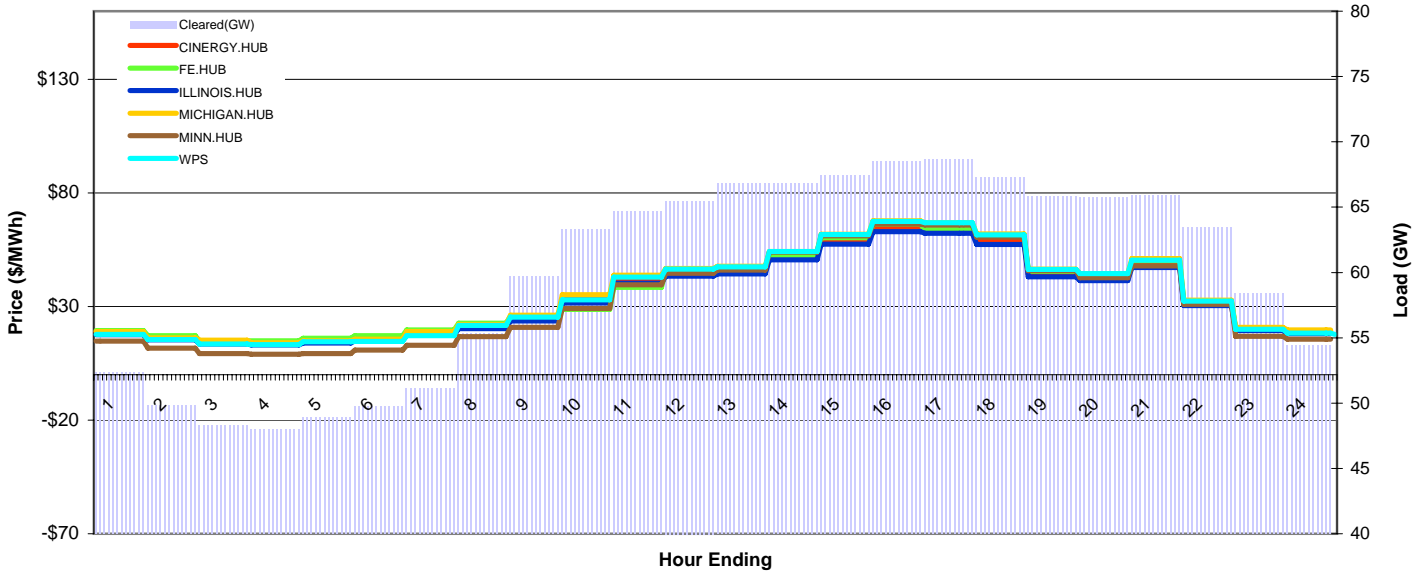
# MISO Daily Report

Delivery Day: Saturday, August 16, 2008

Price Color Codes: <=0 >=100 >=200

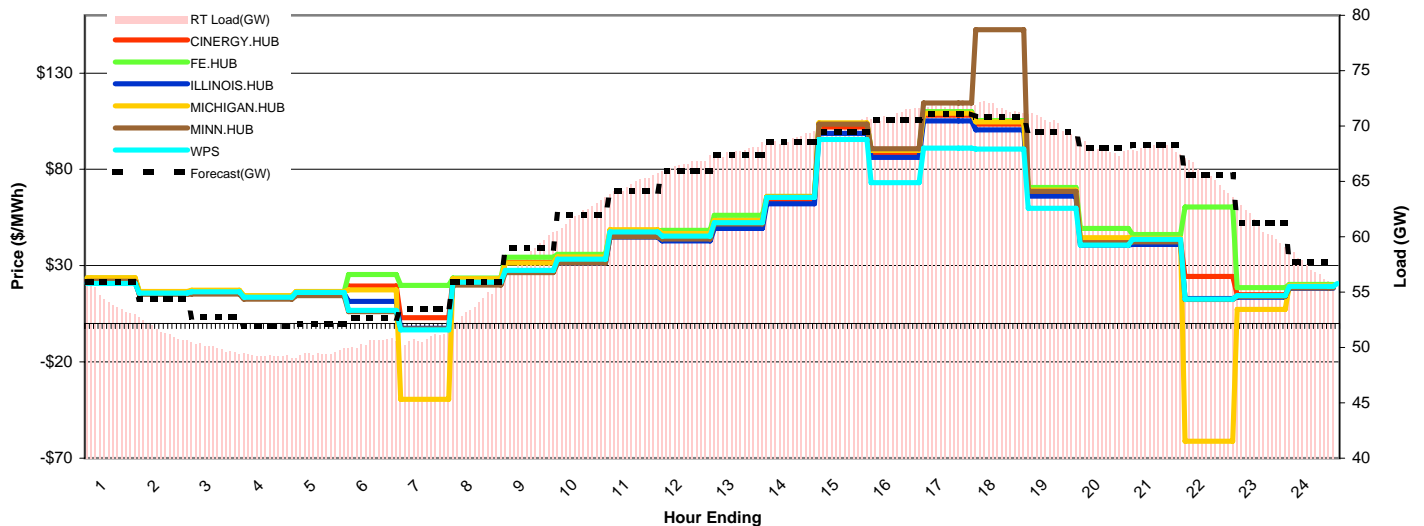
## Day-Ahead Prices and Cleared Load

	HE1	HE2	HE3	HE4	HE5	HE6	HE7	HE8	HE9	HE10	HE11	HE12	HE13	HE14	HE15	HE16	HE17	HE18	HE19	HE20	HE21	HE22	HE23	HE24
CINERGY.HUB	18.98	16.50	14.83	14.33	15.37	16.28	18.76	21.39	24.94	33.56	41.64	44.49	45.43	51.76	58.84	64.48	63.80	59.04	44.24	42.40	48.73	31.57	20.26	19.16
FE.HUB	19.48	17.17	14.93	14.90	16.11	17.13	19.68	22.70	25.68	28.75	38.50	45.80	46.79	52.36	60.33	66.27	63.85	60.79	45.56	43.67	50.18	32.18	20.37	19.27
ILLINOIS.HUB	17.63	15.32	13.57	13.12	13.95	14.94	17.42	20.27	23.63	31.53	40.27	43.40	44.33	50.51	57.42	62.91	62.24	57.38	43.16	41.36	47.24	30.39	19.42	18.01
MICHIGAN.HUB	18.98	16.18	15.22	14.07	14.90	15.70	19.08	22.14	26.22	35.28	43.77	46.83	47.69	54.21	61.81	67.68	66.96	61.96	46.43	44.48	51.11	32.81	20.86	19.72
MINN.HUB	14.78	11.66	9.36	9.03	9.34	10.90	12.95	16.75	20.91	29.20	39.52	44.67	46.11	53.96	61.06	66.29	65.96	60.61	45.79	42.63	47.87	30.94	16.92	15.58
WPS	17.77	15.43	13.52	13.17	14.53	14.60	17.13	21.74	25.29	32.96	42.90	46.53	47.53	54.26	61.64	67.49	66.85	61.53	46.40	44.46	50.43	32.36	20.01	18.32
Cleared(GW)	52.4	49.8	48.3	48.0	48.9	49.8	51.2	55.3	59.7	63.3	64.7	65.5	66.8	66.8	67.4	68.5	68.6	67.3	65.8	65.7	65.9	63.5	58.4	54.4



## Preliminary Real-Time Prices with Forecasted and Actual System Load

	HE1	HE2	HE3	HE4	HE5	HE6	HE7	HE8	HE9	HE10	HE11	HE12	HE13	HE14	HE15	HE16	HE17	HE18	HE19	HE20	HE21	HE22	HE23	HE24
CINERGY.HUB	22.86	16.10	16.69	13.96	16.16	19.39	2.89	22.14	31.64	32.45	46.47	44.33	51.01	64.11	101.94	88.66	108.09	103.43	67.90	41.97	42.15	24.32	14.93	18.86
FE.HUB	23.63	16.37	16.89	14.09	16.31	25.42	19.73	23.50	34.40	35.87	47.96	48.28	56.09	65.91	103.81	90.23	110.03	105.32	70.59	49.27	46.18	60.43	18.61	20.25
ILLINOIS.HUB	21.43	15.48	16.06	13.44	15.54	11.41	-2.52	20.95	27.45	31.30	44.83	42.89	49.33	62.09	98.75	86.22	105.08	100.58	66.16	40.72	41.01	12.96	13.52	18.26
MICHIGAN.HUB	23.77	16.63	17.18	14.34	16.57	17.40	-39.40	23.18	31.31	34.54	48.62	46.62	53.46	65.90	104.20	89.82	109.09	104.62	69.22	44.53	44.18	-61.26	7.35	19.77
MINN.HUB	21.85	15.07	15.26	12.63	14.45	6.12	-2.85	19.85	26.45	31.38	44.99	43.80	51.59	65.40	103.49	90.63	114.52	152.53	68.57	41.87	42.36	12.40	13.90	18.35
WPS	20.79	15.82	16.34	13.67	16.03	6.85	-3.29	21.38	27.56	33.33	47.44	45.41	52.27	65.52	95.48	73.11	91.02	90.59	59.76	40.75	43.60	12.62	14.39	19.30
Forecasted(GW)	55.9	54.3	52.7	51.9	52.1	52.6	53.5	55.9	59.0	62.0	64.1	65.9	67.4	68.6	69.5	70.6	71.1	70.8	69.5	68.0	68.3	65.5	61.3	57.7
(RT) - (DA Load)	1.82	1.68	1.72	1.25	0.58	0.68	-0.34	-1.37	-1.20	-1.19	0.13	1.10	0.97	2.05	2.59	2.59	3.27	4.41	4.42	2.30	2.20	2.00	2.64	2.76





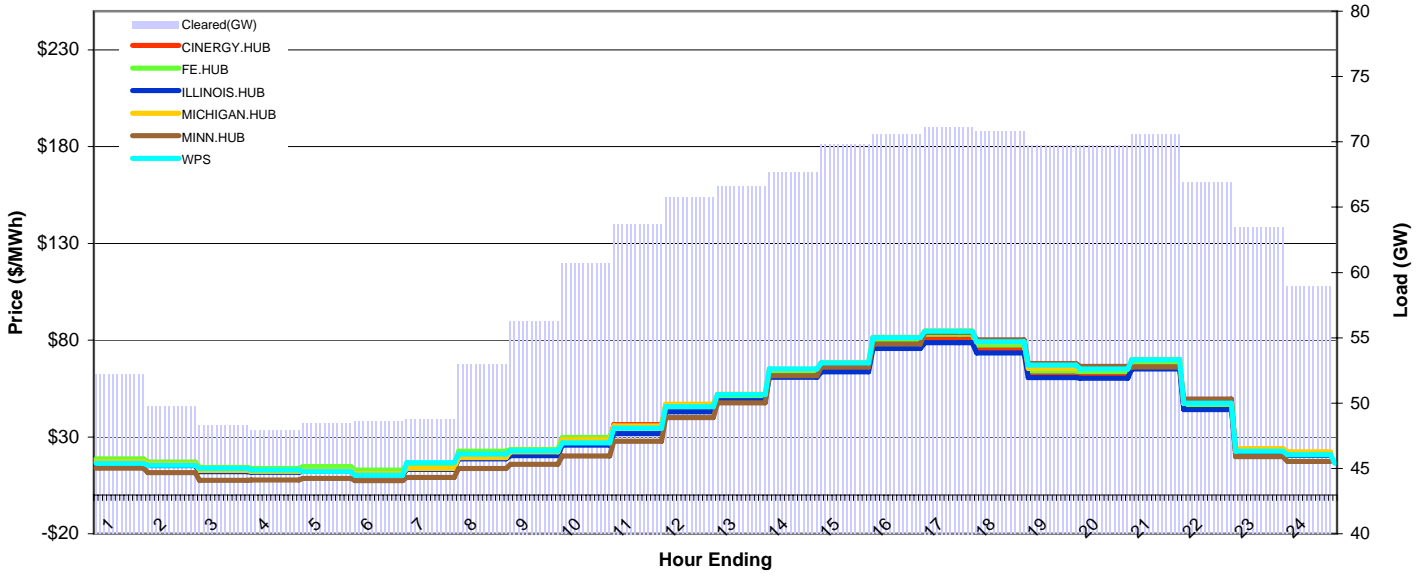
# MISO Daily Report

Delivery Day: Sunday, August 17, 2008

Price Color Codes: <=0 >=100 >=200

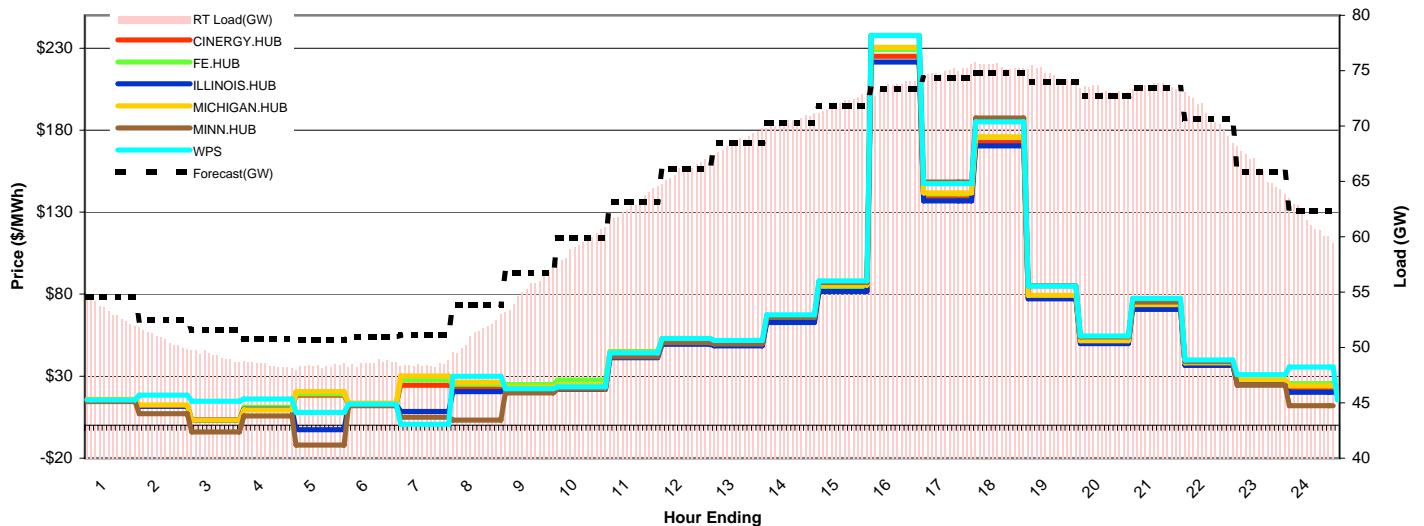
## Day-Ahead Prices and Cleared Load

	HE1	HE2	HE3	HE4	HE5	HE6	HE7	HE8	HE9	HE10	HE11	HE12	HE13	HE14	HE15	HE16	HE17	HE18	HE19	HE20	HE21	HE22	HE23	HE24
CINERGY.HUB	17.80	16.32	13.38	12.85	13.62	11.63	14.32	19.83	21.71	27.53	36.38	44.85	50.41	62.34	65.19	77.67	80.73	75.28	62.32	61.98	66.83	45.86	23.28	21.74
FE.HUB	18.72	17.01	14.27	13.68	14.64	12.96	15.19	22.74	23.52	29.69	35.01	46.19	50.99	63.70	67.13	79.97	83.14	77.53	64.17	63.84	68.82	46.56	23.41	21.86
ILLINOIS.HUB	16.40	15.26	12.13	11.70	12.39	10.45	13.29	18.68	20.41	25.73	31.81	43.05	48.73	60.77	63.60	75.78	78.75	73.42	60.70	60.39	65.21	44.15	22.12	20.44
MICHIGAN.HUB	17.23	15.97	12.66	12.20	12.74	11.16	13.72	19.35	22.28	28.64	35.64	46.96	52.08	64.95	68.40	81.50	84.75	79.03	65.48	65.07	70.10	47.23	23.97	22.38
MINN.HUB	13.86	11.55	7.62	7.82	8.58	7.49	9.05	13.65	15.89	20.16	27.84	39.98	47.60	61.64	66.11	78.08	84.02	80.14	68.00	66.54	66.06	49.66	19.85	17.36
WPS	16.45	15.44	13.66	12.95	12.29	10.21	16.64	21.23	22.82	26.99	34.62	45.72	51.95	65.12	68.27	81.28	84.69	79.17	67.21	65.17	69.93	47.51	22.66	20.79
Cleared(GW)	52.2	49.7	48.3	47.9	48.4	48.6	48.7	53.0	56.3	60.7	63.7	65.8	66.6	67.6	69.8	70.5	71.1	70.8	69.7	69.7	70.6	66.9	63.4	58.9



## Preliminary Real-Time Prices with Forecasted and Actual System Load

	HE1	HE2	HE3	HE4	HE5	HE6	HE7	HE8	HE9	HE10	HE11	HE12	HE13	HE14	HE15	HE16	HE17	HE18	HE19	HE20	HE21	HE22	HE23	HE24
CINERGY.HUB	15.50	12.01	3.20	10.46	18.47	13.19	24.54	23.18	22.11	22.74	44.73	51.03	49.60	64.16	83.18	225.00	138.80	172.58	77.92	50.50	71.56	36.94	26.43	22.22
FE.HUB	15.70	12.13	3.22	11.00	19.30	13.31	27.84	25.01	24.80	27.61	45.04	52.96	50.98	65.39	84.78	229.17	141.18	175.63	79.09	51.41	72.91	37.76	27.08	25.50
ILLINOIS.HUB	14.94	11.57	3.12	9.90	-2.67	12.72	8.54	20.50	21.68	21.93	41.29	49.51	48.38	62.74	81.72	221.46	136.89	170.48	77.16	49.87	70.66	36.57	25.89	20.13
MICHIGAN.HUB	15.97	12.34	3.28	9.55	20.66	13.60	30.06	26.14	23.32	24.36	44.30	53.04	51.51	66.42	85.49	230.47	141.65	175.78	79.28	51.62	73.60	38.22	27.75	24.17
MINN.HUB	14.58	7.15	-4.04	5.66	-11.92	11.92	4.95	3.29	19.83	22.07	41.87	50.44	49.66	65.82	87.12	237.72	148.39	187.30	85.20	54.00	75.26	38.97	24.45	11.99
WPS	15.54	18.43	14.73	16.07	7.82	12.96	0.73	29.94	22.40	23.48	44.16	53.05	51.87	67.34	88.06	237.77	147.36	185.11	84.90	54.44	77.37	39.86	31.00	35.63
Forecasted(GW)	54.5	52.5	51.6	50.7	50.6	50.9	51.1	53.9	56.7	59.9	63.2	66.2	68.4	70.2	71.8	73.3	74.3	74.8	74.0	72.7	73.5	70.7	65.8	62.3
(RT) - (DA Load)	1.07	1.05	1.01	0.56	-0.11	0.05	-0.30	-1.74	-0.91	-1.38	-0.77	0.35	2.09	2.84	2.31	3.13	3.86	4.64	4.94	3.58	3.00	4.09	2.58	2.40



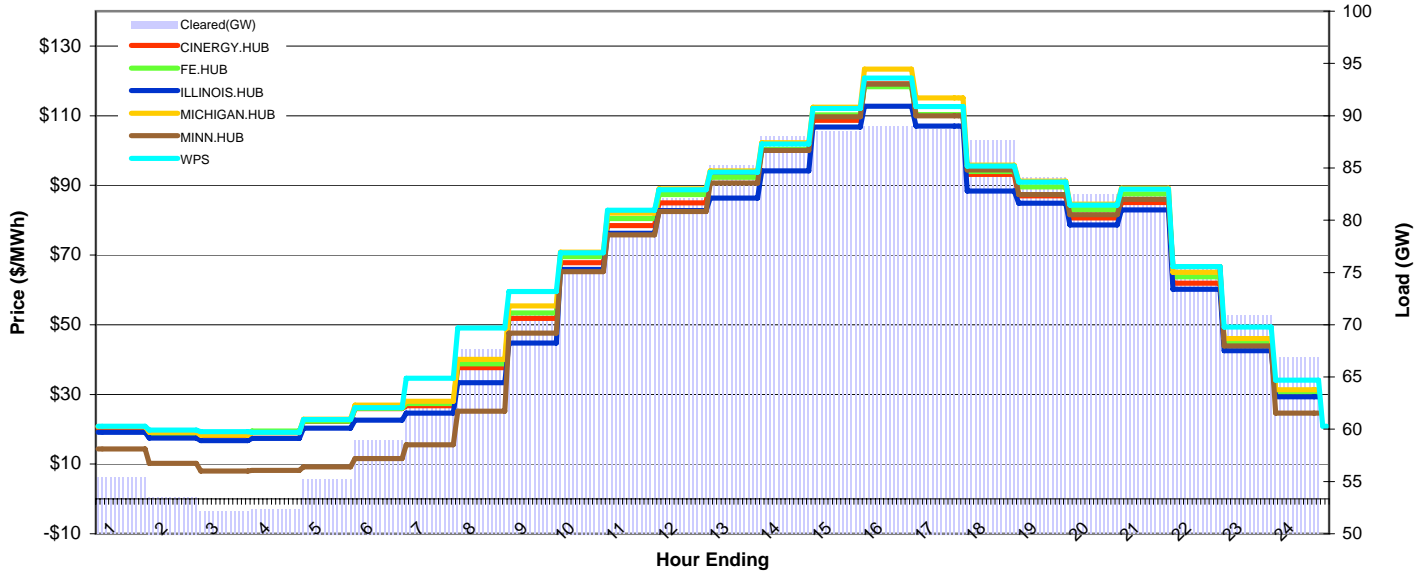
# MISO Daily Report

Delivery Day: Monday, August 18, 2008

Price Color Codes: ≤0 ≥100 ≥200

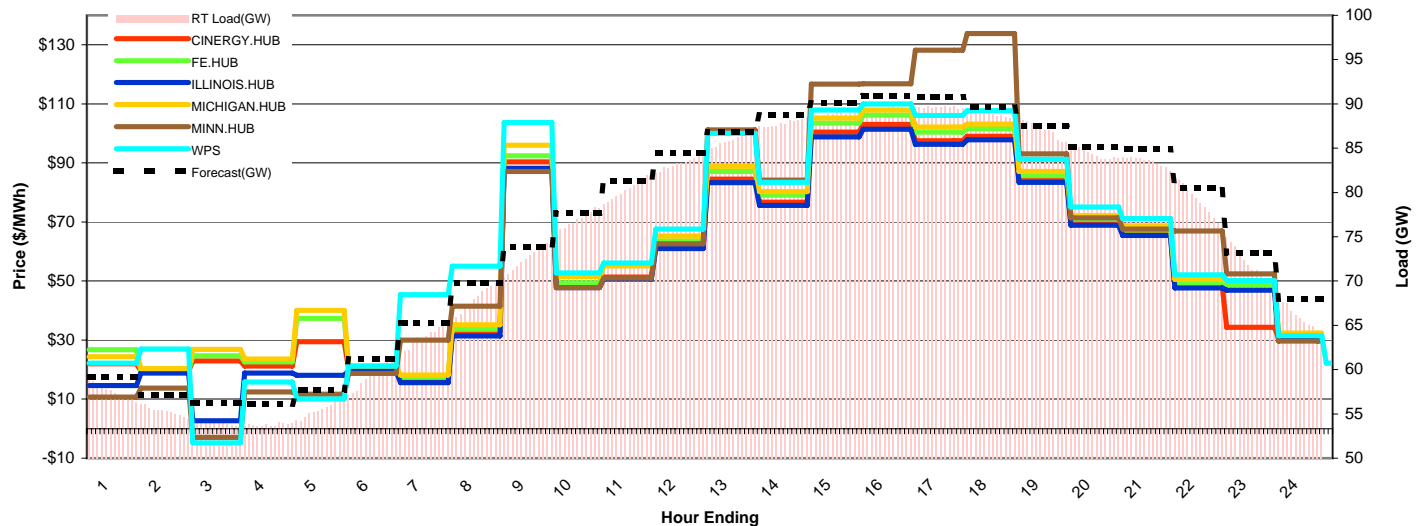
## Day-Ahead Prices and Cleared Load

	HE1	HE2	HE3	HE4	HE5	HE6	HE7	HE8	HE9	HE10	HE11	HE12	HE13	HE14	HE15	HE16	HE17	HE18	HE19	HE20	HE21	HE22	HE23	HE24
CINERGY.HUB	20.48	18.75	18.24	19.04	22.23	25.88	26.72	37.69	51.78	67.79	78.43	85.00	92.95	100.00	108.67	119.16	110.33	93.13	86.98	80.64	85.04	61.90	44.53	30.58
FE.HUB	20.76	18.80	18.52	19.45	22.31	26.03	27.38	38.78	53.38	69.52	80.48	87.35	92.35	100.29	110.27	118.33	110.36	94.00	89.56	83.03	87.56	63.77	44.79	30.66
ILLINOIS.HUB	19.11	17.43	16.70	17.36	20.28	22.64	24.59	33.32	44.70	65.89	76.26	82.74	86.40	94.12	106.78	112.74	107.00	88.42	84.86	78.67	82.96	60.22	42.52	29.32
MICHIGAN.HUB	20.75	19.14	18.33	19.02	22.89	26.90	28.04	40.06	55.41	70.84	82.00	89.03	94.15	102.26	112.47	123.35	115.14	95.84	91.27	84.61	89.23	65.07	46.00	31.36
MINN.HUB	14.33	10.19	8.00	8.15	9.20	11.62	15.56	25.14	47.59	65.26	75.78	82.47	90.65	100.00	109.72	119.04	110.00	94.46	87.40	81.61	86.03	66.73	43.91	24.61
WPS	20.83	19.80	19.31	19.14	22.78	26.21	34.66	49.07	59.55	70.67	82.91	88.78	93.81	101.90	112.05	120.84	112.59	95.55	90.97	84.34	88.94	66.72	49.32	34.13
Cleared(GW)	55.4	53.5	52.1	52.4	55.2	59.0	62.8	67.6	71.0	75.0	78.5	82.1	85.2	88.0	88.5	89.0	88.7	87.7	84.0	82.4	82.6	75.6	70.9	66.9



## Preliminary Real-Time Prices with Forecasted and Actual System Load

	HE1	HE2	HE3	HE4	HE5	HE6	HE7	HE8	HE9	HE10	HE11	HE12	HE13	HE14	HE15	HE16	HE17	HE18	HE19	HE20	HE21	HE22	HE23	HE24
CINERGY.HUB	22.01	19.48	22.92	21.23	29.41	20.20	16.90	32.95	90.34	48.71	51.36	61.77	84.46	76.75	100.39	103.00	97.55	99.05	84.03	69.59	65.99	48.19	34.29	30.71
FE.HUB	26.74	19.73	24.73	22.63	37.33	20.99	17.45	33.67	92.46	49.41	55.69	63.61	87.13	79.09	103.48	106.15	100.39	101.58	85.74	71.00	67.31	49.23	48.79	31.36
ILLINOIS.HUB	14.59	18.81	2.66	18.88	18.07	19.55	15.63	31.45	88.19	47.75	50.73	60.95	83.28	75.59	98.83	101.39	96.33	97.83	83.43	68.91	65.41	47.68	46.95	29.89
MICHIGAN.HUB	24.38	20.30	26.85	23.63	40.08	21.17	18.22	35.17	96.00	51.51	55.16	65.23	88.83	80.28	105.20	107.93	102.16	103.14	87.14	72.16	68.64	50.56	50.17	32.43
MINN.HUB	10.66	13.72	-2.95	12.47	11.65	18.75	29.94	41.49	87.06	47.73	51.07	62.57	101.16	84.13	116.67	116.81	128.15	133.82	93.07	71.43	67.58	66.91	52.48	29.70
WPS	22.20	26.94	-4.85	15.83	10.04	21.25	45.35	54.99	103.74	52.70	56.09	67.61	100.00	83.45	107.87	110.02	106.02	107.74	91.19	75.09	71.17	52.06	50.16	31.49
Forecasted(GW)	59.2	57.1	56.2	56.1	57.7	61.2	65.3	69.8	73.8	77.6	81.3	84.4	86.9	88.8	90.1	90.9	90.7	89.6	87.5	85.2	84.9	80.5	73.2	67.9
(RT) - (DA Load)	2.13	1.79	1.95	1.46	0.24	0.48	0.93	0.34	1.63	1.93	1.84	1.25	0.76	-0.21	0.47	0.55	0.88	1.27	3.05	1.97	0.92	3.47	0.96	-0.88



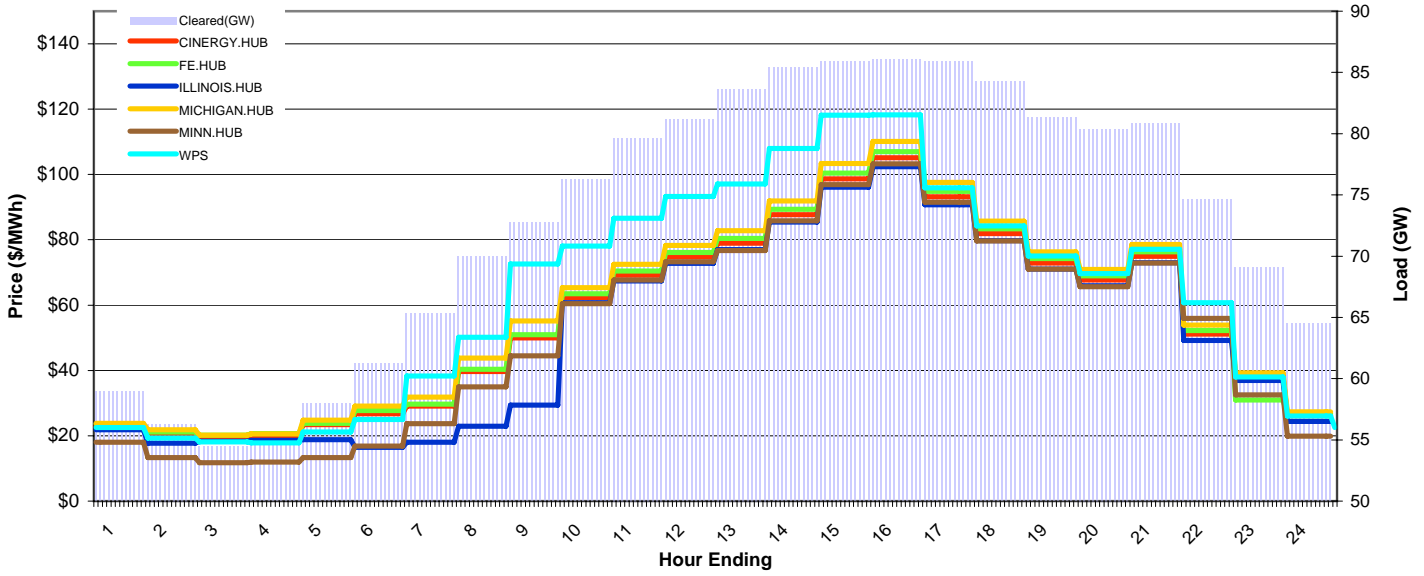
# MISO Daily Report

Delivery Day: Tuesday, August 19, 2008

Price Color Codes: <=0 >=100 >=200

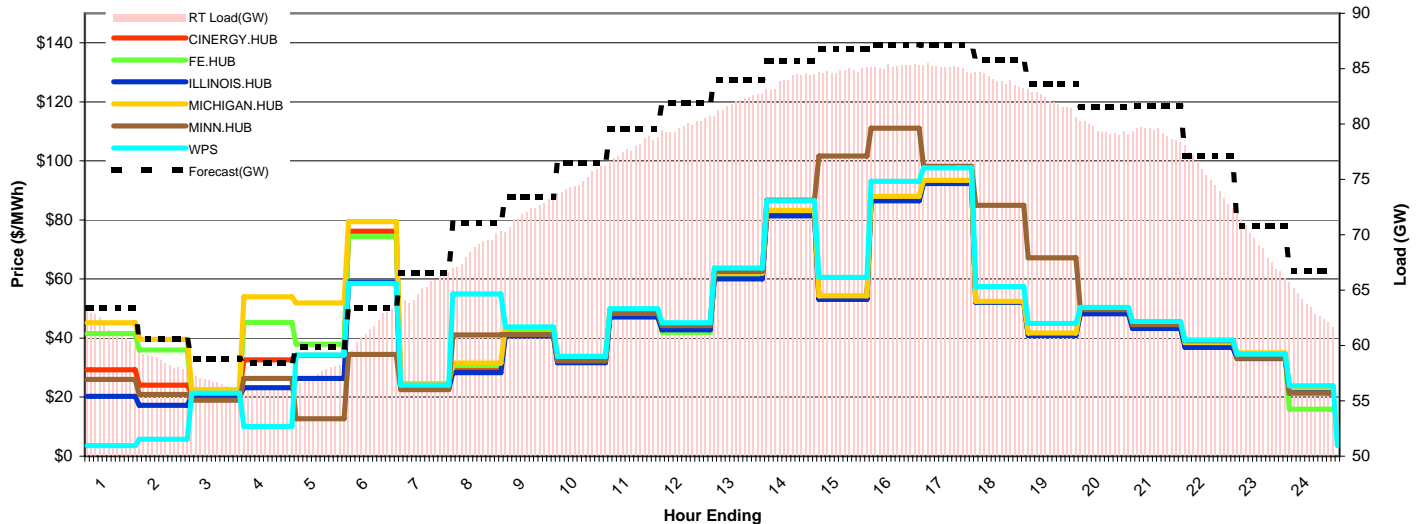
## Day-Ahead Prices and Cleared Load

	HE1	HE2	HE3	HE4	HE5	HE6	HE7	HE8	HE9	HE10	HE11	HE12	HE13	HE14	HE15	HE16	HE17	HE18	HE19	HE20	HE21	HE22	HE23	HE24
CINERGY.HUB	23.02	20.73	19.76	20.10	23.40	26.74	29.10	39.64	50.00	62.35	69.16	74.75	79.00	87.73	98.62	105.12	93.17	81.88	72.90	67.71	75.00	51.16	38.52	26.14
FE.HUB	23.60	21.19	20.14	20.65	23.76	27.76	29.68	40.38	50.90	63.49	70.42	76.12	80.44	89.33	100.42	107.03	94.86	83.37	74.23	68.94	76.36	52.19	30.98	26.64
ILLINOIS.HUB	21.82	17.71	18.33	18.57	18.78	16.50	18.05	22.88	29.43	60.74	67.37	72.82	76.96	85.45	96.07	102.40	90.76	79.77	71.02	65.96	73.02	49.15	36.96	24.42
MICHIGAN.HUB	23.79	21.81	20.15	20.58	24.82	29.09	31.89	43.83	55.18	65.32	72.46	78.32	82.75	91.91	103.33	110.13	97.60	85.77	76.37	70.92	78.56	53.88	39.29	27.30
MINN.HUB	18.04	13.34	11.76	11.98	13.35	16.83	23.67	34.94	44.48	60.43	67.73	73.28	76.76	85.86	96.88	103.26	91.52	79.66	71.00	65.63	72.87	55.94	32.49	19.89
WPS	22.54	19.33	18.08	17.79	21.15	24.94	38.31	50.13	72.55	78.12	86.63	93.30	97.13	107.99	118.14	118.30	95.90	84.28	75.03	69.69	77.12	60.74	37.98	26.04
Cleared(GW)	59.0	56.3	54.5	54.5	57.9	61.2	65.4	70.0	72.7	76.3	79.7	81.2	83.7	85.4	85.9	86.0	85.9	84.3	81.3	80.4	80.8	74.6	69.1	64.5



## Preliminary Real-Time Prices with Forecasted and Actual System Load

	HE1	HE2	HE3	HE4	HE5	HE6	HE7	HE8	HE9	HE10	HE11	HE12	HE13	HE14	HE15	HE16	HE17	HE18	HE19	HE20	HE21	HE22	HE23	HE24
CINERGY.HUB	29.30	24.10	21.15	32.58	34.17	76.16	23.30	29.73	41.56	32.28	47.86	43.30	60.68	82.08	53.46	87.03	92.79	52.24	41.18	48.85	43.72	37.31	33.70	22.83
FE.HUB	41.50	36.00	21.65	45.26	37.97	74.33	24.04	30.70	42.46	32.98	47.96	41.97	61.59	83.12	54.14	87.68	93.24	52.27	41.26	48.99	43.74	37.35	33.82	15.92
ILLINOIS.HUB	20.23	17.19	20.28	23.22	26.30	58.95	22.77	28.30	40.70	31.66	47.12	42.77	60.02	81.41	53.13	86.50	92.33	52.15	40.90	48.27	43.28	36.90	33.07	22.19
MICHIGAN.HUB	45.19	39.59	22.54	54.00	51.90	79.42	24.64	31.49	43.58	33.83	49.64	44.57	62.00	83.19	54.29	88.00	93.47	52.51	41.75	50.08	44.95	38.43	35.05	23.23
MINN.HUB	25.96	20.93	19.02	26.38	12.72	34.51	22.51	41.04	41.18	32.25	48.38	44.26	62.57	86.68	101.63	111.06	98.20	84.97	67.16	49.66	44.58	39.14	33.21	21.39
WPS	3.62	5.70	21.33	10.03	34.26	58.56	24.02	54.97	43.75	33.79	50.01	45.25	63.71	86.52	60.54	93.06	97.65	57.49	44.93	50.42	45.64	39.30	34.57	23.86
Forecasted(GW)	63.4	60.5	58.8	58.4	59.9	63.3	66.5	71.0	73.5	76.5	79.5	81.9	84.0	85.7	86.7	87.2	87.1	85.8	83.6	81.6	81.6	77.1	70.8	66.7
(RT) - (DA Load)	2.62	2.28	2.18	1.61	-0.45	0.38	-0.22	-1.26	-0.71	-1.39	-1.79	-1.30	-1.69	-1.46	-1.11	-0.83	-0.81	-0.32	0.74	-0.89	-1.64	0.58	-0.20	-0.98



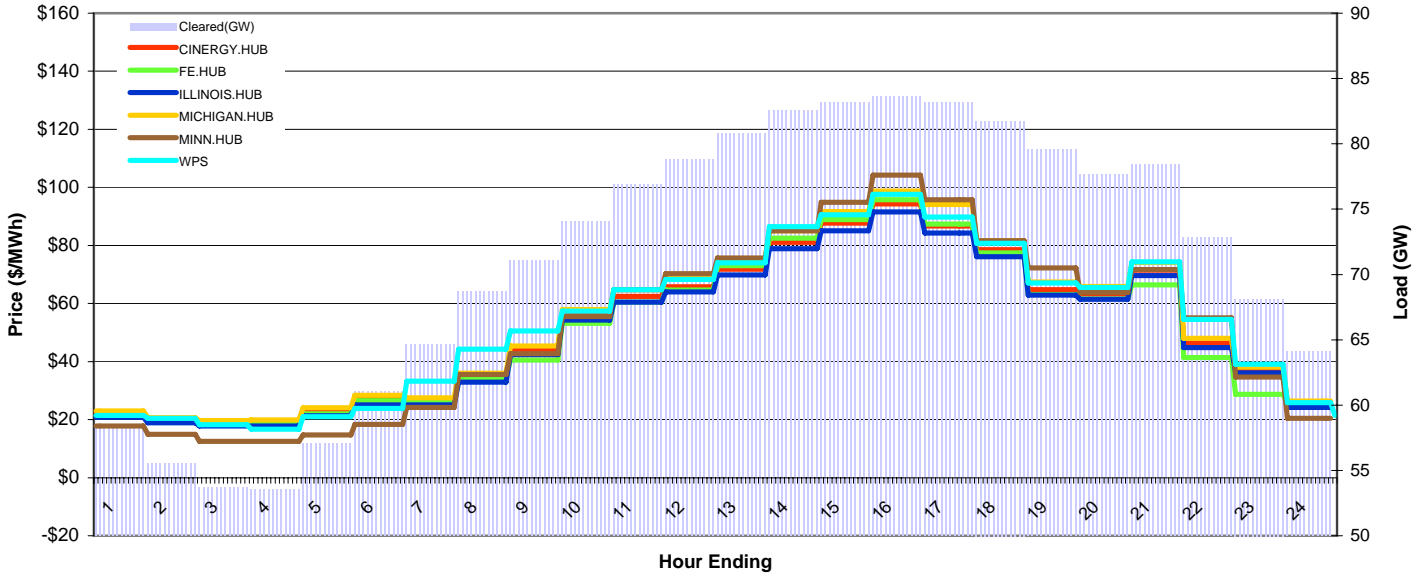
# MISO Daily Report

Delivery Day: Wednesday, August 20, 2008

Price Color Codes: <=0 >=100 >=200

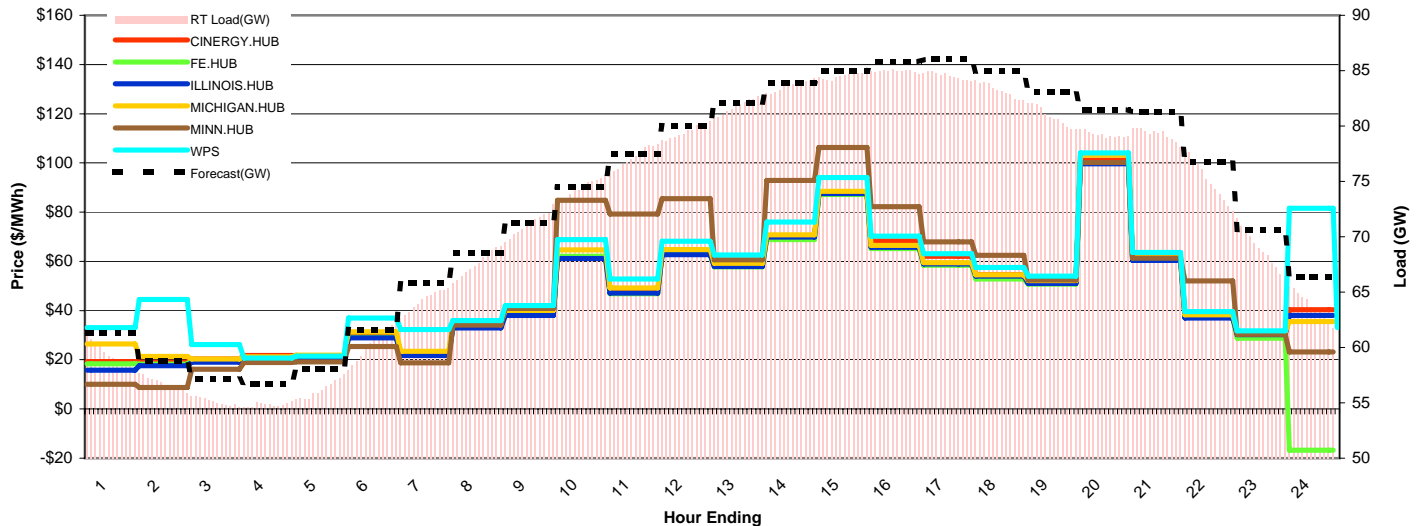
## Day-Ahead Prices and Cleared Load

	HE1	HE2	HE3	HE4	HE5	HE6	HE7	HE8	HE9	HE10	HE11	HE12	HE13	HE14	HE15	HE16	HE17	HE18	HE19	HE20	HE21	HE22	HE23	HE24
CINERGY.HUB	22.43	20.04	19.30	19.66	23.54	27.43	26.35	34.43	43.91	55.90	62.43	65.74	71.77	81.10	87.67	94.32	86.67	78.49	64.73	63.31	71.50	46.31	37.43	25.26
FE.HUB	21.34	18.99	17.98	18.34	22.00	26.49	26.63	34.43	40.46	53.15	60.49	64.67	72.98	82.49	88.92	95.75	87.33	77.46	63.15	61.56	66.42	41.42	28.70	25.73
ILLINOIS.HUB	20.73	18.94	17.81	17.77	21.28	25.11	25.13	32.90	42.44	54.30	60.47	64.00	69.78	78.88	85.02	91.55	84.23	76.14	62.88	61.51	69.65	44.83	36.08	24.15
MICHIGAN.HUB	22.98	20.62	19.68	19.95	24.10	28.39	27.49	35.98	45.41	57.94	64.74	68.63	75.20	85.00	91.68	98.69	94.05	81.66	67.38	65.84	74.12	48.03	38.13	26.39
MINN.HUB	17.78	14.95	12.49	12.50	14.74	18.35	24.15	35.60	42.70	55.53	64.73	70.28	75.68	85.00	94.83	104.25	95.76	81.61	72.27	63.74	71.70	55.09	34.68	20.40
WPS	21.45	20.49	18.22	16.74	20.99	23.87	33.28	44.21	50.50	57.42	64.80	68.31	74.07	86.49	90.59	97.61	89.73	80.78	67.04	65.51	74.35	54.48	39.09	25.85
Cleared(GW)	58.2	55.5	53.7	53.5	57.0	61.0	64.6	68.7	71.0	74.1	76.9	78.8	80.8	82.5	83.2	83.6	83.2	81.8	79.6	77.7	78.4	72.9	68.1	64.1



## Preliminary Real-Time Prices with Forecasted and Actual System Load

	HE1	HE2	HE3	HE4	HE5	HE6	HE7	HE8	HE9	HE10	HE11	HE12	HE13	HE14	HE15	HE16	HE17	HE18	HE19	HE20	HE21	HE22	HE23	HE24
CINERGY.HUB	19.31	19.05	20.33	21.79	21.48	30.31	22.43	33.58	38.52	62.00	47.66	63.20	58.30	69.82	87.51	68.35	62.12	54.54	51.36	101.04	60.97	37.25	30.77	40.32
FE.HUB	18.34	18.25	19.76	20.68	20.19	29.11	22.16	33.37	38.44	62.08	46.85	62.83	57.82	68.83	87.11	65.20	58.47	52.82	50.71	99.98	60.71	37.21	28.71	-16.80
ILLINOIS.HUB	15.78	17.62	19.05	19.90	20.30	28.91	21.76	32.97	37.98	61.13	47.17	62.68	57.93	69.85	87.56	65.69	59.01	53.97	51.05	99.66	60.36	36.98	30.24	38.06
MICHIGAN.HUB	26.42	21.31	20.35	21.29	21.91	31.39	23.47	35.11	40.11	64.65	49.17	64.77	59.17	70.72	88.44	66.45	59.53	54.51	52.16	103.14	62.44	38.28	31.43	35.48
MINN.HUB	10.10	8.73	16.22	18.92	19.20	25.38	18.81	34.10	40.85	84.79	79.22	85.48	60.61	92.95	106.29	82.22	67.98	62.48	52.39	100.20	61.30	52.08	30.36	23.15
WPS	33.12	44.51	26.21	20.65	21.47	37.02	32.25	35.87	42.03	68.80	52.77	68.12	62.55	75.98	94.00	70.26	63.10	57.45	54.02	104.04	63.62	39.53	31.76	81.62
Forecasted(GW)	61.3	58.8	57.1	56.7	58.1	61.6	65.8	68.5	71.2	74.5	77.5	80.0	82.1	83.9	85.0	85.8	86.0	84.9	83.1	81.5	81.3	76.8	70.6	66.4
(RT) - (DA Load)	1.11	1.25	1.43	1.33	-0.82	-0.61	-0.40	-1.14	0.08	0.27	0.31	0.69	1.05	1.13	1.34	1.37	1.37	1.50	1.31	1.58	0.86	2.31	0.79	-0.30



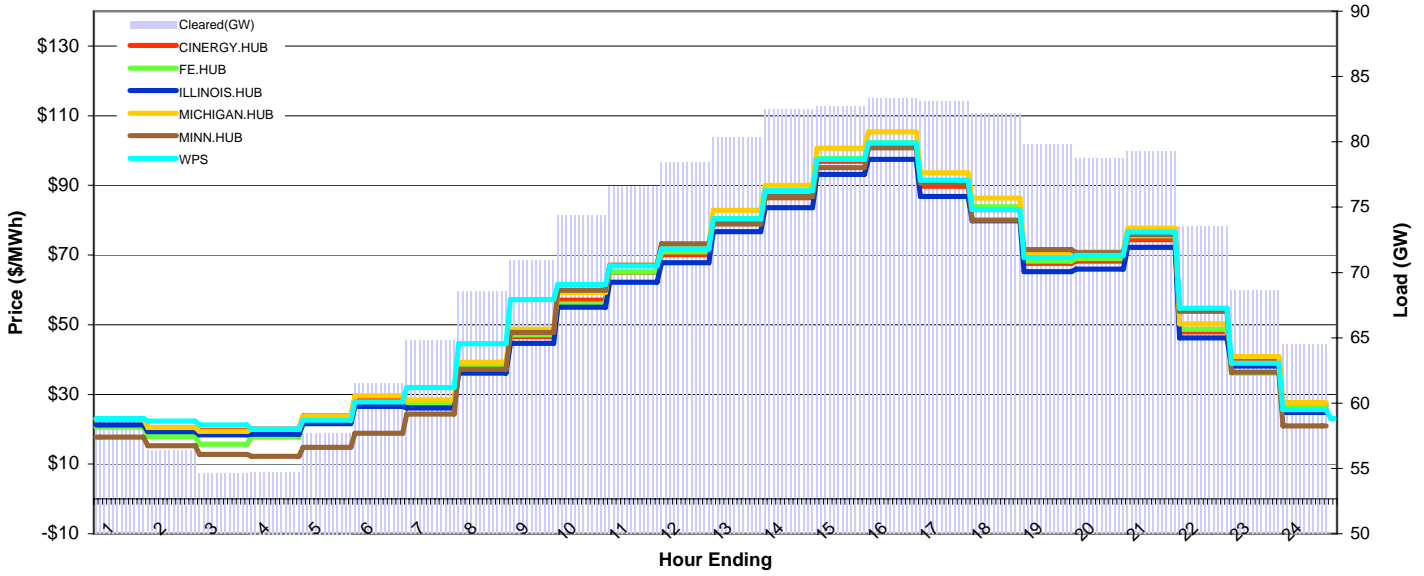
# MISO Daily Report

Delivery Day: Thursday, August 21, 2008

Price Color Codes: ≤0 ≥100 ≥200

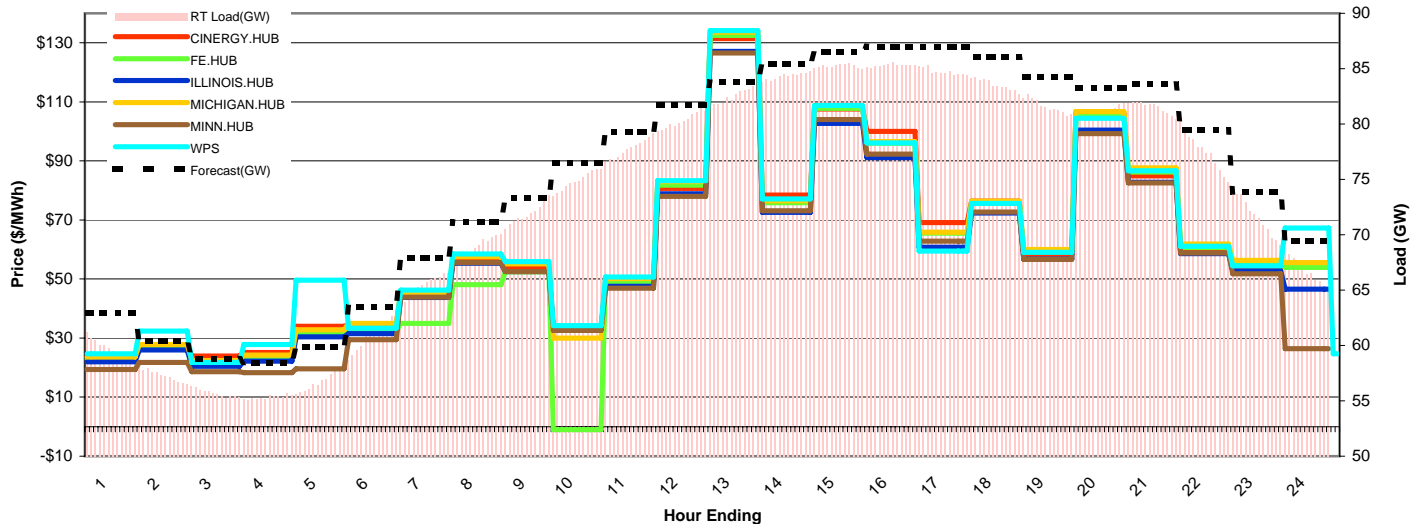
## Day-Ahead Prices and Cleared Load

	HE1	HE2	HE3	HE4	HE5	HE6	HE7	HE8	HE9	HE10	HE11	HE12	HE13	HE14	HE15	HE16	HE17	HE18	HE19	HE20	HE21	HE22	HE23	HE24
CINERGY.HUB	22.90	20.49	19.66	20.08	23.80	28.94	27.52	37.67	46.60	57.07	65.08	70.06	79.50	86.46	96.90	101.21	89.80	83.01	67.62	68.22	74.42	47.98	40.31	26.77
FE.HUB	20.61	17.92	15.75	17.75	21.93	27.44	27.54	38.02	47.14	55.91	65.16	70.93	80.48	87.46	97.74	102.28	90.89	83.84	68.24	68.95	75.53	48.68	36.14	26.88
ILLINOIS.HUB	21.20	19.30	18.35	18.57	21.64	26.54	26.06	36.07	44.63	54.99	62.20	67.84	76.75	83.62	93.17	97.51	86.82	79.80	65.23	65.93	72.24	46.21	38.11	24.79
MICHIGAN.HUB	22.84	20.53	19.37	19.95	23.70	29.56	28.36	39.25	48.71	59.23	67.09	73.00	82.88	90.02	100.65	105.33	93.57	86.35	70.23	70.96	77.73	50.23	40.89	27.67
MINN.HUB	17.77	15.28	12.80	12.25	14.80	18.88	24.38	37.17	47.82	59.94	67.09	73.24	78.92	86.77	95.09	100.74	90.63	80.00	71.56	70.65	75.86	53.87	36.36	20.91
WPS	23.07	22.36	21.27	20.07	22.64	27.88	32.00	44.54	57.19	61.56	66.85	71.72	80.40	88.43	97.47	102.12	91.54	83.05	69.30	69.95	76.58	54.78	38.92	25.66
Cleared(GW)	58.8	56.4	54.6	54.7	57.7	61.5	64.8	68.5	70.9	74.4	76.6	78.4	80.3	82.5	82.7	83.3	83.1	82.2	79.8	78.7	79.3	73.5	68.6	64.5



## Preliminary Real-Time Prices with Forecasted and Actual System Load

	HE1	HE2	HE3	HE4	HE5	HE6	HE7	HE8	HE9	HE10	HE11	HE12	HE13	HE14	HE15	HE16	HE17	HE18	HE19	HE20	HE21	HE22	HE23	HE24
CINERGY.HUB	23.72	26.95	23.91	25.12	33.98	34.46	44.91	56.46	53.61	33.24	48.59	80.76	131.43	78.42	107.59	100.05	69.13	76.38	58.41	105.72	84.97	59.93	54.27	55.02
FE.HUB	22.82	27.02	21.76	23.55	31.84	32.28	34.94	48.12	52.48	-1.02	49.19	81.76	132.56	75.80	107.77	96.03	65.55	75.70	59.24	105.16	86.19	60.70	55.20	53.98
ILLINOIS.HUB	21.93	26.00	20.45	22.22	30.38	31.52	43.74	55.31	52.56	32.55	47.57	78.92	127.15	72.56	102.70	91.08	60.74	72.41	56.76	100.49	82.79	58.60	52.80	46.55
MICHIGAN.HUB	23.63	27.85	22.42	24.25	32.76	35.03	45.37	57.48	55.19	29.97	50.11	83.00	133.63	76.45	108.84	96.50	65.85	76.36	59.97	106.68	87.63	61.88	56.30	55.54
MINN.HUB	19.39	21.73	18.64	18.27	19.63	29.48	43.83	55.62	52.49	32.57	46.91	78.01	126.59	73.08	104.06	92.28	62.82	72.74	56.68	99.20	82.54	58.87	51.75	26.38
WPS	24.66	32.32	21.75	27.87	49.63	33.37	46.25	58.46	55.91	34.26	50.69	83.28	134.17	77.11	108.82	96.07	59.48	75.61	59.02	104.45	86.72	61.05	54.46	67.22
Forecasted(GW)	62.9	60.4	58.8	58.4	59.9	63.4	67.9	71.1	73.3	76.5	79.3	81.7	83.8	85.4	86.5	87.0	87.0	86.0	84.3	83.3	83.6	79.5	73.9	69.4
(RT) - (DA Load)	0.88	0.92	1.07	0.61	-0.88	-0.57	0.50	0.27	0.96	0.51	1.16	1.93	2.20	1.87	2.51	2.00	1.61	1.41	1.79	2.26	2.27	4.02	3.03	2.28



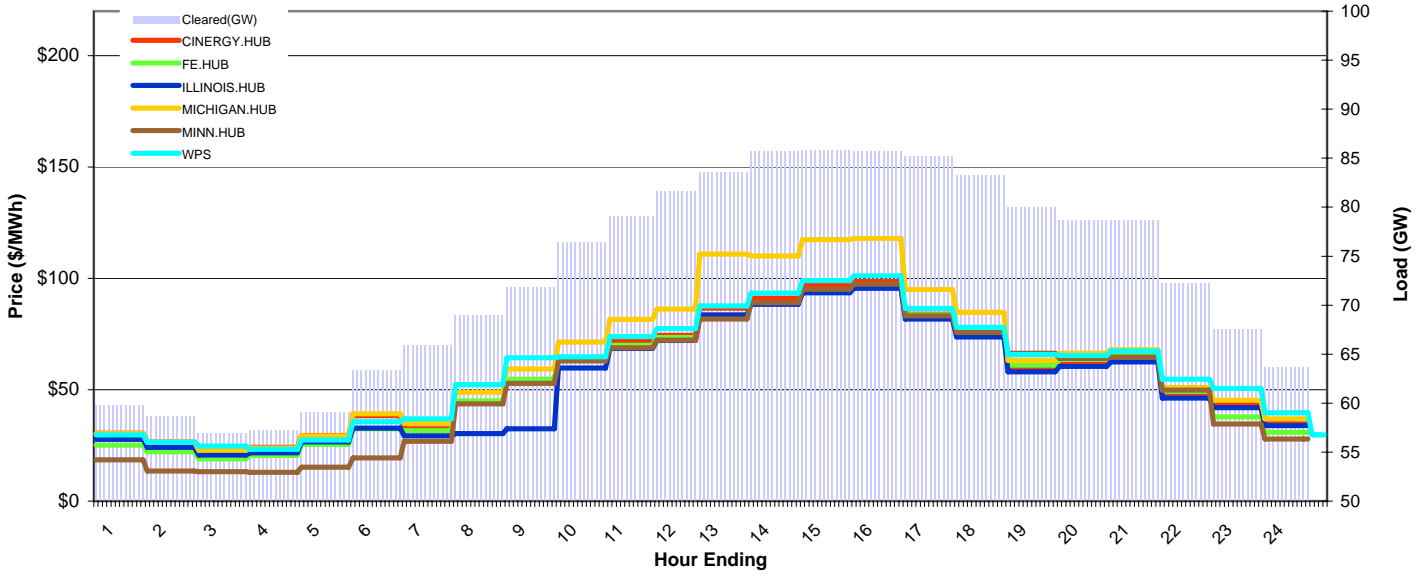
# MISO Daily Report

Delivery Day: Friday, August 22, 2008

Price Color Codes: <=0 >=100 >=200

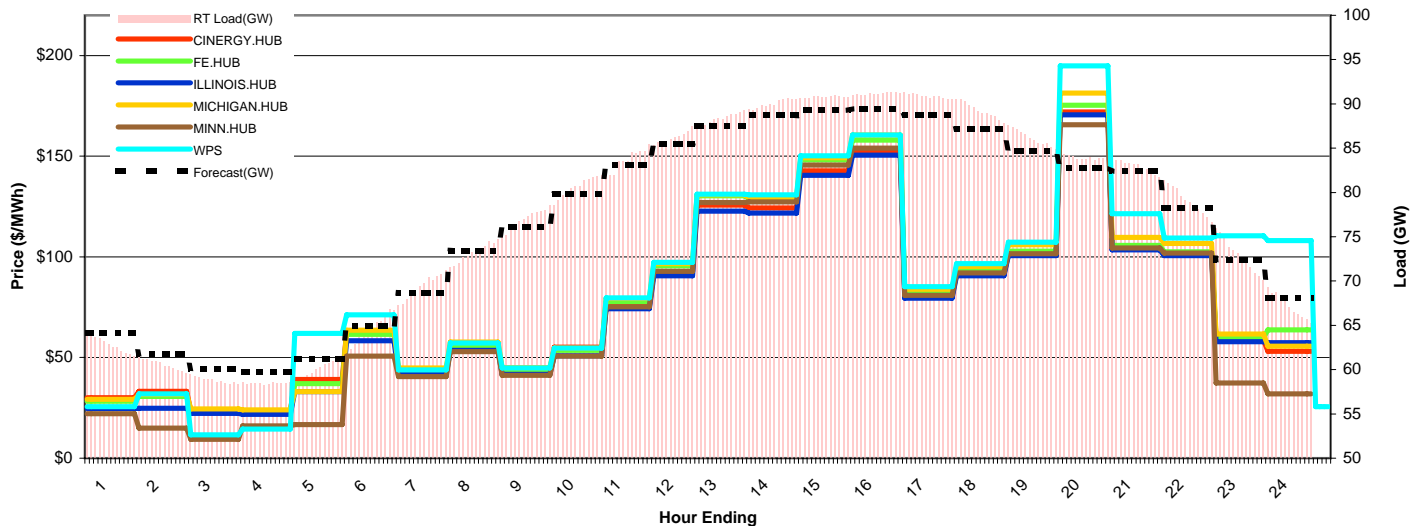
## Day-Ahead Prices and Cleared Load

	HE1	HE2	HE3	HE4	HE5	HE6	HE7	HE8	HE9	HE10	HE11	HE12	HE13	HE14	HE15	HE16	HE17	HE18	HE19	HE20	HE21	HE22	HE23	HE24
CINERGY.HUB	30.47	26.62	22.91	24.10	29.46	38.37	32.52	44.64	53.88	64.31	71.88	74.44	86.60	91.07	96.87	98.53	83.98	75.69	59.97	62.62	64.75	48.45	44.01	36.14
FE.HUB	25.18	22.13	18.99	20.59	25.47	32.48	31.59	45.03	54.68	63.88	70.00	73.41	83.01	88.72	93.78	96.08	83.70	75.66	61.08	63.61	65.94	49.26	37.75	30.89
ILLINOIS.HUB	27.77	24.12	20.72	21.65	26.60	32.77	29.38	30.25	32.52	59.84	68.61	72.10	83.65	88.36	93.58	95.60	81.79	73.71	58.05	60.56	62.57	46.27	41.91	33.93
MICHIGAN.HUB	30.38	26.58	22.78	23.92	29.33	39.23	34.99	48.82	59.31	71.40	81.68	86.15	110.93	110.03	117.47	117.98	94.98	84.74	63.23	66.33	67.93	50.96	45.30	36.95
MINN.HUB	18.56	13.45	13.28	12.91	15.29	19.42	26.83	43.63	52.81	62.87	68.89	72.25	81.75	89.13	95.17	97.44	83.24	75.67	66.34	64.06	64.72	49.92	34.65	27.90
WPS	29.70	26.40	24.65	23.34	27.40	35.61	36.90	52.31	64.37	64.77	73.89	77.43	87.59	93.46	99.06	101.18	86.49	77.98	65.85	65.34	67.36	54.77	50.56	39.64
Cleared(GW)	59.8	58.6	56.9	57.2	59.1	63.4	65.9	68.9	71.9	76.4	79.1	81.6	83.5	85.7	85.8	85.7	85.2	83.2	80.0	78.7	78.7	72.2	67.6	63.6



## Preliminary Real-Time Prices with Forecasted and Actual System Load

	HE1	HE2	HE3	HE4	HE5	HE6	HE7	HE8	HE9	HE10	HE11	HE12	HE13	HE14	HE15	HE16	HE17	HE18	HE19	HE20	HE21	HE22	HE23	HE24
CINERGY.HUB	30.07	33.15	23.59	23.07	39.09	62.68	42.74	54.83	43.38	55.23	75.84	92.65	125.76	124.33	142.80	152.79	80.43	91.37	101.32	171.94	104.08	101.23	58.77	53.08
FE.HUB	28.34	30.71	23.80	23.28	37.09	61.56	43.30	55.99	43.84	53.55	77.75	95.56	130.37	129.10	148.16	158.06	82.74	93.36	102.89	175.29	105.68	102.48	59.72	63.80
ILLINOIS.HUB	24.65	24.80	22.25	21.71	33.05	58.36	41.50	53.53	41.68	50.89	74.26	90.57	122.70	121.80	140.51	150.58	79.50	90.62	100.62	170.50	103.50	100.64	57.91	57.36
MICHIGAN.HUB	29.17	31.58	24.45	23.94	33.10	63.59	44.82	57.67	44.91	54.75	79.29	96.61	130.78	129.51	149.29	160.54	83.96	95.18	106.01	181.32	109.67	106.68	61.62	55.59
MINN.HUB	22.15	14.94	9.35	16.02	16.64	50.65	40.58	52.86	41.20	50.68	75.11	92.88	127.03	127.35	145.55	154.10	80.97	92.05	101.59	165.60	104.51	101.84	37.40	32.00
WPS	25.56	32.00	11.54	14.49	62.05	71.29	43.84	57.27	44.81	54.64	79.59	97.25	131.13	130.77	150.29	160.61	85.20	96.62	107.37	194.94	121.47	109.29	110.47	108.03
Forecasted(GW)	64.1	61.8	60.1	59.7	61.2	64.9	68.7	73.5	76.1	79.8	83.0	85.5	87.5	88.7	89.3	89.4	88.8	87.1	84.7	82.8	82.4	78.2	72.4	68.1
(RT) - (DA Load)	3.00	1.92	1.86	1.20	1.00	1.12	3.45	4.25	5.02	4.19	4.61	4.55	4.83	4.32	4.96	5.40	5.69	6.04	6.16	5.28	4.28	6.92	5.33	3.60



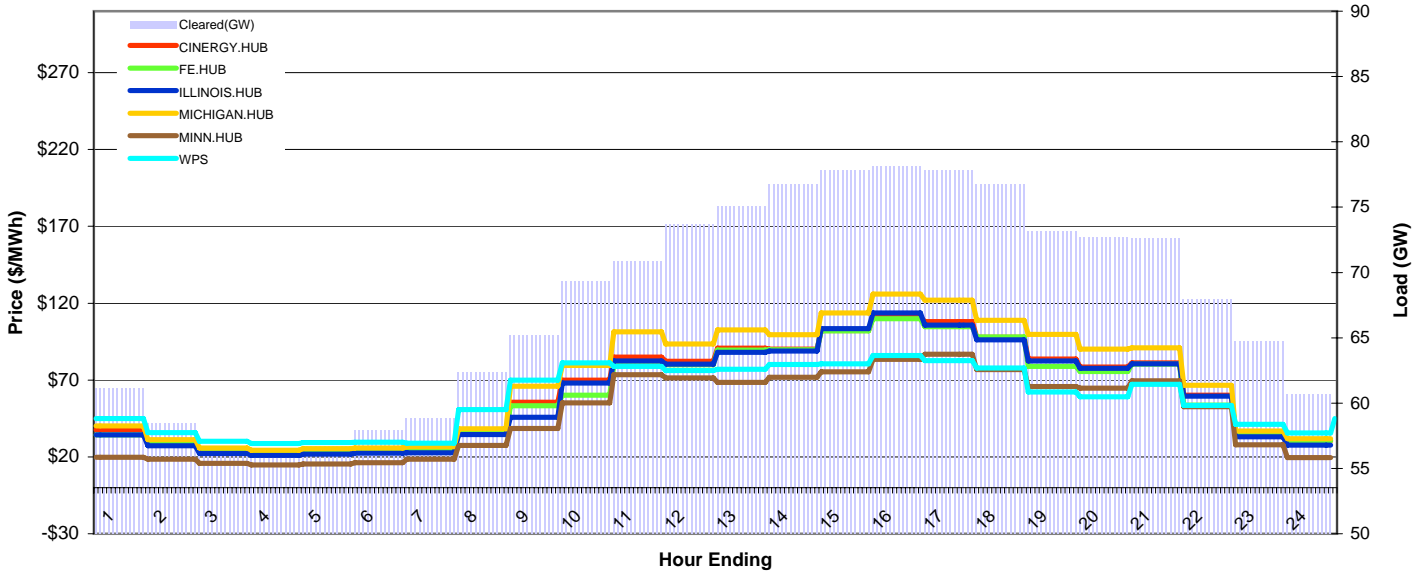
# MISO Daily Report

Delivery Day: Saturday, August 23, 2008

Price Color Codes: ≤0 ≥100 ≥200

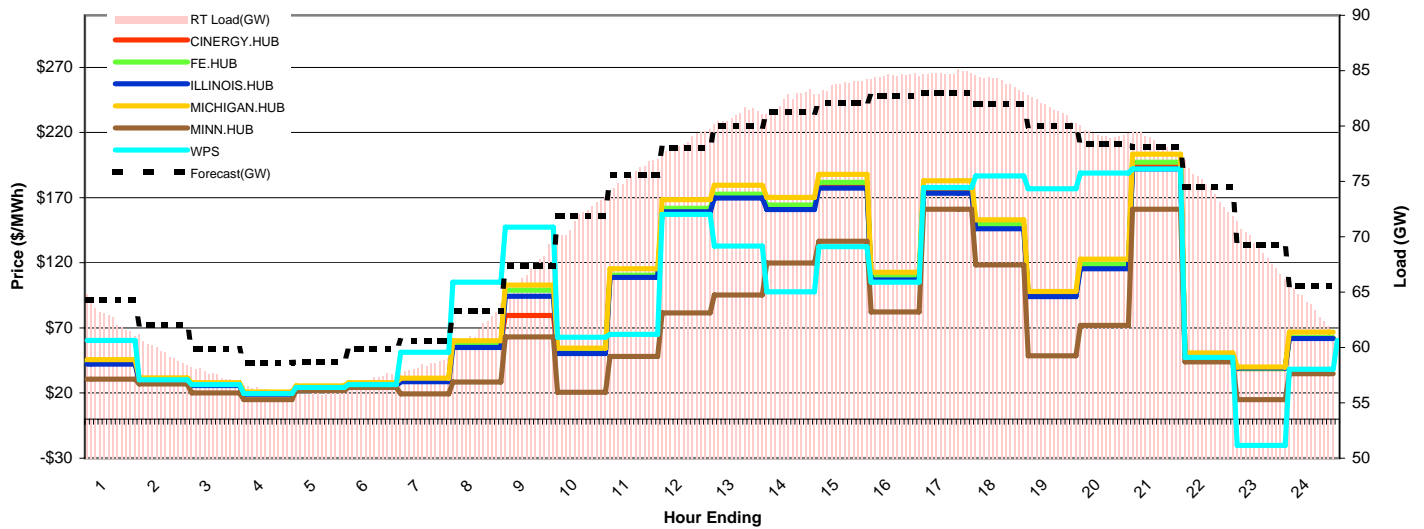
## Day-Ahead Prices and Cleared Load

	HE1	HE2	HE3	HE4	HE5	HE6	HE7	HE8	HE9	HE10	HE11	HE12	HE13	HE14	HE15	HE16	HE17	HE18	HE19	HE20	HE21	HE22	HE23	HE24
CINERGY.HUB	37.62	29.91	24.78	23.53	24.36	24.94	25.06	35.55	55.62	69.84	85.00	82.29	90.67	90.10	102.26	111.11	107.97	97.85	83.61	78.49	81.19	60.10	35.27	30.32
FE.HUB	34.24	29.80	24.65	23.43	24.25	25.10	25.27	35.39	53.32	60.16	79.30	79.92	89.47	89.80	102.10	109.85	104.65	98.03	78.95	75.58	80.38	53.61	34.95	30.64
ILLINOIS.HUB	34.35	27.16	22.28	21.10	21.82	22.41	22.76	34.52	45.79	68.03	82.46	80.44	88.09	88.85	103.42	113.63	105.81	96.13	82.43	77.66	80.58	59.48	33.10	27.66
MICHIGAN.HUB	40.25	31.15	25.70	24.39	25.28	25.70	26.54	38.22	65.89	79.57	101.29	93.53	102.71	99.60	113.65	125.97	122.00	108.80	99.65	90.10	90.92	66.58	36.82	31.91
MINN.HUB	19.74	18.56	15.76	14.70	15.44	16.13	18.42	27.41	38.40	55.25	73.55	71.39	68.42	71.80	75.29	83.44	86.88	76.79	65.81	64.83	69.46	52.69	27.96	19.56
WPS	44.94	35.84	30.15	28.67	29.39	29.60	28.83	50.74	70.02	81.19	78.87	76.28	77.09	80.23	80.65	86.06	82.58	77.89	62.34	59.09	67.21	53.55	41.23	35.61
Cleared(GW)	61.1	58.4	56.5	55.9	56.7	57.9	58.8	62.4	65.2	69.3	70.9	73.7	75.1	76.8	77.8	78.2	77.8	76.7	73.1	72.7	72.6	67.9	64.7	60.7



## Preliminary Real-Time Prices with Forecasted and Actual System Load

	HE1	HE2	HE3	HE4	HE5	HE6	HE7	HE8	HE9	HE10	HE11	HE12	HE13	HE14	HE15	HE16	HE17	HE18	HE19	HE20	HE21	HE22	HE23	HE24
CINERGY.HUB	43.51	30.05	26.61	19.74	24.22	26.48	30.05	59.22	79.63	51.40	109.43	160.07	171.13	162.57	179.69	108.25	175.20	147.80	95.05	117.34	194.37	48.46	38.68	62.41
FE.HUB	44.21	30.52	27.06	20.02	24.57	26.94	30.18	57.86	98.90	52.26	110.54	161.79	172.66	164.25	181.74	109.51	177.55	149.42	96.00	118.83	197.16	49.13	38.72	62.67
ILLINOIS.HUB	42.15	29.03	25.72	19.12	23.48	25.64	28.61	54.92	94.26	50.38	108.84	159.16	169.62	160.96	177.26	106.91	173.38	146.25	94.02	115.55	192.12	47.43	39.19	61.84
MICHIGAN.HUB	45.64	31.65	28.07	20.79	25.53	27.97	31.38	60.11	102.93	54.50	115.46	168.45	179.44	170.22	187.83	112.85	183.05	153.00	98.09	122.85	203.35	50.75	40.04	66.70
MINN.HUB	30.56	26.98	20.23	15.04	22.12	24.23	19.33	28.57	63.22	20.50	48.23	81.55	95.31	119.96	136.51	82.23	161.12	118.30	48.57	71.88	161.22	43.86	14.92	34.79
WPS	60.36	30.09	26.52	19.59	24.20	26.53	51.33	105.23	147.31	62.88	65.19	157.23	132.95	97.76	132.39	104.99	177.74	186.79	176.82	188.84	192.17	47.47	-20.13	38.39
Forecasted(GW)	64.2	62.1	59.8	58.6	58.7	59.8	60.6	63.3	67.4	71.9	75.5	78.0	80.0	81.2	82.1	82.7	83.0	82.0	80.0	78.3	78.1	74.5	69.2	65.5
(RT) - (DA Load)	1.63	1.20	1.09	0.23	-0.82	-0.80	-0.45	-0.79	1.68	2.50	4.79	4.96	5.91	5.64	5.98	6.43	7.03	7.27	8.48	6.60	5.92	6.45	4.10	3.01



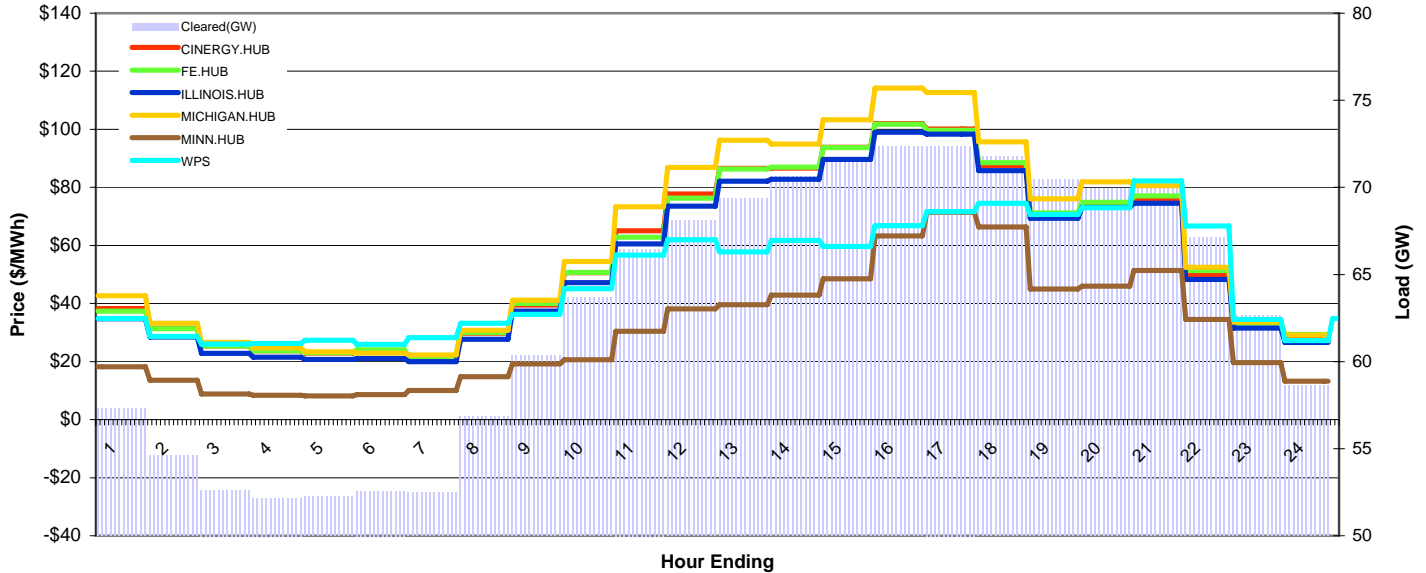
# MISO Daily Report

Delivery Day: Sunday, August 24, 2008

Price Color Codes: ≤0 ≥100 ≥200

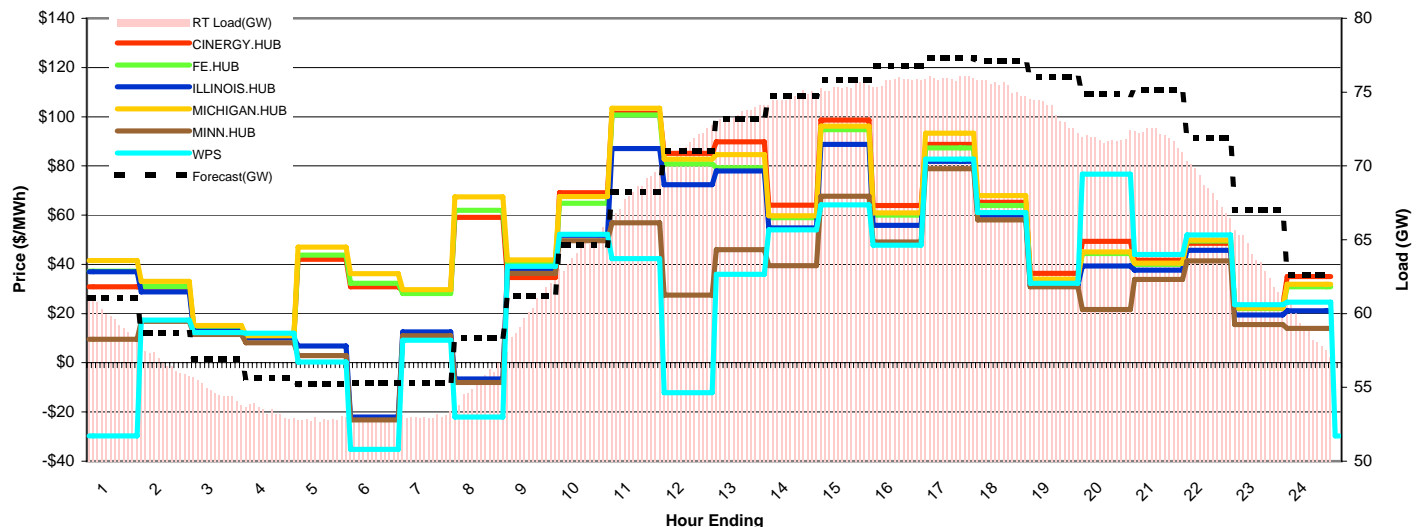
## Day-Ahead Prices and Cleared Load

	HE1	HE2	HE3	HE4	HE5	HE6	HE7	HE8	HE9	HE10	HE11	HE12	HE13	HE14	HE15	HE16	HE17	HE18	HE19	HE20	HE21	HE22	HE23	HE24
CINERGY.HUB	38.25	31.38	25.41	23.76	22.94	23.35	21.45	29.74	39.46	50.64	65.00	77.70	86.59	86.61	93.80	101.96	100.08	87.58	70.48	74.65	75.58	49.70	33.53	28.89
FE.HUB	37.36	31.30	25.40	23.76	23.08	24.03	21.62	30.02	40.04	50.69	62.79	76.26	86.32	87.03	93.71	101.73	99.70	88.53	71.23	74.90	77.04	51.34	33.17	29.29
ILLINOIS.HUB	34.77	28.42	22.86	21.48	20.70	21.06	20.01	27.67	37.35	47.21	60.54	73.57	82.11	82.83	89.59	99.05	98.30	85.73	69.31	73.11	74.53	48.34	31.57	26.60
MICHIGAN.HUB	42.64	33.21	26.55	24.73	23.33	22.94	22.28	30.74	41.17	54.48	73.30	86.85	96.25	94.93	103.32	114.20	112.61	95.65	76.06	81.88	80.54	52.51	33.62	29.16
MINN.HUB	18.22	13.57	8.88	8.38	8.13	8.61	10.00	14.75	19.15	20.65	30.38	38.12	39.55	42.84	48.53	63.29	71.46	66.34	45.00	46.02	51.41	34.48	19.59	13.23
WPS	34.86	28.65	26.03	26.24	27.40	25.88	28.20	33.23	36.24	45.15	56.68	61.99	57.75	61.74	59.67	66.77	71.70	74.52	70.63	72.96	82.28	66.73	34.56	27.27
Cleared(GW)	57.3	54.6	52.6	52.2	52.2	52.6	52.5	56.8	60.4	63.7	66.5	68.1	69.3	70.6	71.5	72.4	72.4	71.8	70.5	69.9	70.3	67.1	62.6	58.6



## Preliminary Real-Time Prices with Forecasted and Actual System Load

	HE1	HE2	HE3	HE4	HE5	HE6	HE7	HE8	HE9	HE10	HE11	HE12	HE13	HE14	HE15	HE16	HE17	HE18	HE19	HE20	HE21	HE22	HE23	HE24
CINERGY.HUB	30.85	30.81	14.25	10.44	42.09	30.86	29.32	59.07	34.71	69.18	101.32	85.18	89.77	64.10	98.67	63.87	88.75	65.18	36.38	49.37	41.65	48.57	22.68	35.06
FE.HUB	37.20	31.03	14.49	10.54	43.71	32.35	28.20	62.03	40.66	64.88	100.74	80.85	79.31	58.91	94.76	60.06	87.39	63.95	33.58	44.47	40.05	49.49	22.05	30.88
ILLINOIS.HUB	37.05	28.74	12.85	10.11	6.77	-22.01	12.48	-6.57	37.54	51.84	87.07	72.38	77.94	54.79	88.71	55.79	81.83	59.98	31.47	39.29	37.67	45.67	19.38	21.19
MICHIGAN.HUB	41.60	33.08	15.14	10.93	46.99	36.25	29.76	67.46	41.82	67.53	103.43	82.80	84.61	59.79	96.14	60.97	93.35	67.99	33.94	45.06	40.47	49.93	22.31	31.97
MINN.HUB	9.61	16.89	11.47	8.18	2.88	-23.17	11.03	-7.99	36.34	49.64	56.83	27.51	45.95	39.50	67.71	49.12	78.83	58.12	30.92	21.62	33.93	41.40	15.58	13.96
WPS	-29.78	17.39	12.33	12.00	0.28	-35.20	9.21	-22.05	39.14	52.15	42.31	-12.17	35.95	54.05	64.18	47.80	82.83	61.02	32.31	76.61	44.00	51.89	23.58	24.58
Forecasted(GW)	61.1	58.7	56.9	55.7	55.2	55.3	55.3	58.3	61.2	64.6	68.2	71.0	73.2	74.8	75.8	76.8	77.3	77.1	76.0	74.8	75.1	71.9	67.0	62.6
(RT) - (DA Load)	2.41	2.07	2.08	1.22	0.61	0.45	0.56	-1.47	-0.16	0.76	1.82	3.38	4.23	4.06	3.89	3.39	3.59	3.63	3.12	1.93	1.76	1.33	0.87	0.34





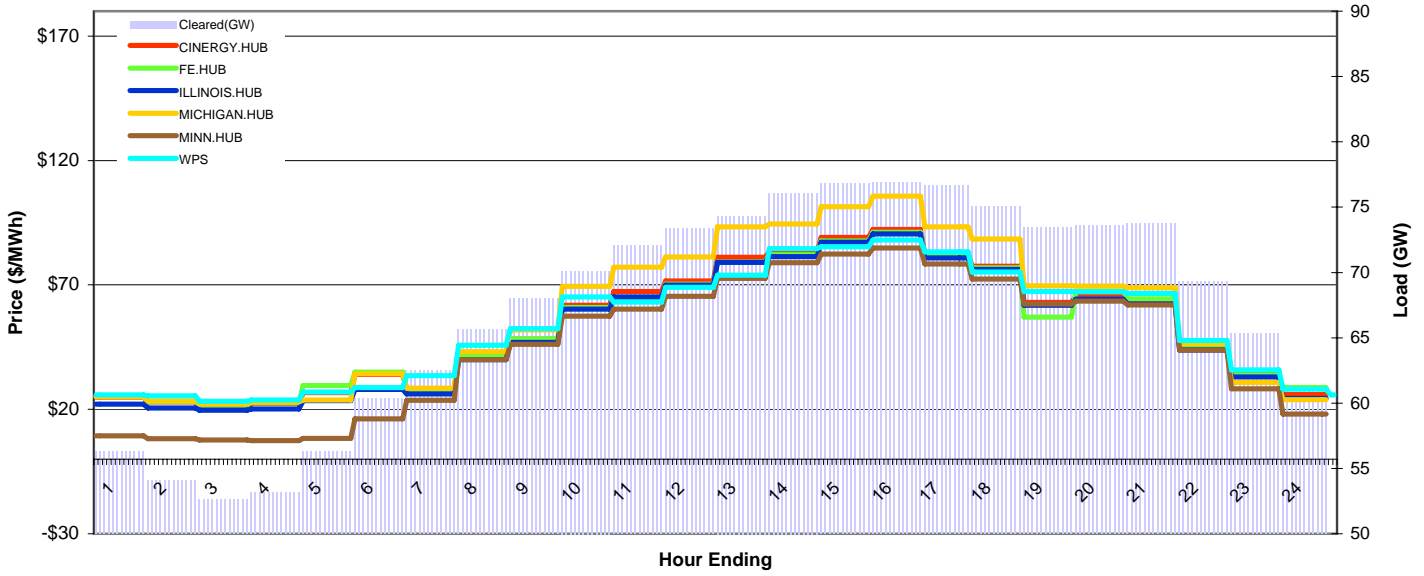
# MISO Daily Report

Delivery Day: Monday, August 25, 2008

Price Color Codes: <=0 >=100 >=200

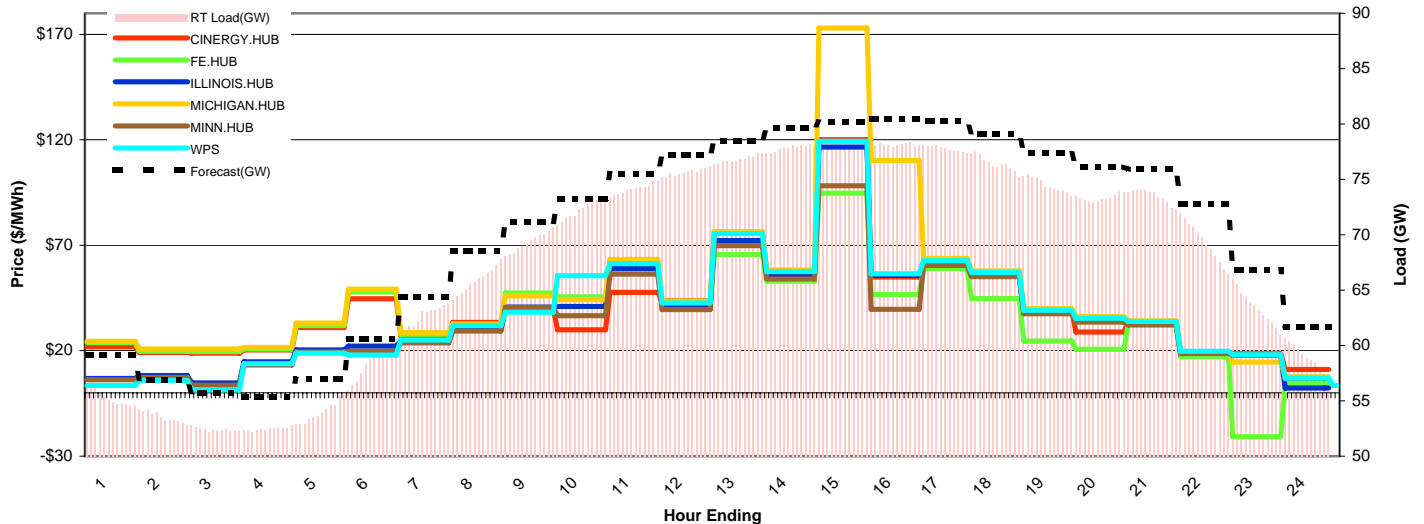
## Day-Ahead Prices and Cleared Load

	HE1	HE2	HE3	HE4	HE5	HE6	HE7	HE8	HE9	HE10	HE11	HE12	HE13	HE14	HE15	HE16	HE17	HE18	HE19	HE20	HE21	HE22	HE23	HE24
CINERGY.HUB	24.91	22.99	21.74	22.51	26.65	34.00	27.95	41.41	48.22	61.83	67.33	71.54	81.11	83.21	89.14	92.30	82.30	77.52	62.94	65.47	63.46	44.80	34.22	25.95
FE.HUB	25.15	23.09	21.90	22.74	29.59	34.99	27.81	42.05	48.29	60.89	64.50	70.37	79.13	82.11	87.71	91.16	81.86	76.85	57.05	67.51	64.39	46.00	33.75	28.78
ILLINOIS.HUB	22.08	20.57	19.61	20.19	23.51	28.03	26.24	40.02	46.90	60.27	65.18	69.86	79.08	81.33	87.13	90.55	80.89	76.17	61.83	64.29	62.35	43.79	32.99	24.41
MICHIGAN.HUB	25.02	23.41	22.28	23.00	23.72	34.27	28.45	43.21	51.91	69.38	77.07	81.19	93.31	94.43	101.39	105.64	93.28	88.43	69.63	69.50	68.93	46.50	30.80	23.94
MINN.HUB	9.35	8.22	7.62	7.46	8.35	16.13	23.68	40.00	46.19	57.51	60.30	65.42	72.56	78.96	82.40	84.90	78.47	72.40	62.34	63.48	61.93	43.86	28.27	18.12
WPS	25.78	25.48	23.26	23.71	27.00	28.75	33.52	45.78	52.44	65.11	63.11	69.04	73.96	84.57	85.39	88.05	83.36	75.26	67.35	67.17	66.58	47.61	35.82	28.15
Cleared(GW)	56.3	54.1	52.6	53.2	56.3	60.4	62.5	65.6	68.0	70.1	72.0	73.4	74.3	76.1	76.8	76.9	76.7	75.0	73.4	73.6	73.7	69.3	65.3	61.0



## Preliminary Real-Time Prices with Forecasted and Actual System Load

	HE1	HE2	HE3	HE4	HE5	HE6	HE7	HE8	HE9	HE10	HE11	HE12	HE13	HE14	HE15	HE16	HE17	HE18	HE19	HE20	HE21	HE22	HE23	HE24
CINERGY.HUB	21.93	19.11	18.85	20.32	30.94	44.71	27.14	33.43	40.07	29.93	47.70	43.81	76.37	57.11	120.03	55.01	62.22	56.95	39.29	28.88	33.70	19.43	18.49	11.15
FE.HUB	23.80	19.82	19.64	20.88	31.94	47.87	27.77	32.34	47.43	45.52	62.52	43.15	65.56	53.07	94.80	46.55	58.98	44.73	24.67	20.75	33.07	17.28	-20.76	4.12
ILLINOIS.HUB	6.87	8.28	4.72	14.79	20.43	22.26	24.39	30.12	40.69	40.96	58.94	40.86	72.32	55.34	116.53	55.75	60.70	55.34	38.01	34.25	32.52	18.76	17.86	2.38
MICHIGAN.HUB	24.46	20.86	20.86	21.66	33.19	49.14	28.52	32.76	46.02	44.26	63.31	43.60	76.59	58.35	172.99	110.16	63.70	57.89	39.89	36.16	34.24	19.66	14.62	7.67
MINN.HUB	6.29	7.32	3.70	13.31	19.51	19.81	23.71	29.40	40.49	36.55	56.28	39.49	69.86	54.08	98.24	39.62	60.49	55.10	37.50	33.63	32.24	18.78	17.80	6.72
WPS	3.50	5.89	1.40	13.78	18.86	17.92	25.14	31.87	38.35	55.64	61.32	42.66	75.68	57.61	119.26	56.43	62.76	57.13	39.19	35.41	33.92	19.71	18.03	7.02
Forecasted(GW)	59.1	56.9	55.7	55.4	56.9	60.5	64.3	68.5	71.2	73.3	75.5	77.2	78.5	79.7	80.2	80.5	80.3	79.1	77.4	76.1	75.9	72.7	66.8	61.7
(RT) - (DA Load)	-1.04	-0.52	-0.16	-0.69	-2.29	-1.77	0.16	0.27	1.33	2.14	2.09	2.27	2.51	1.76	1.22	1.24	1.13	1.43	1.09	-0.22	-0.22	0.04	-1.90	-2.04



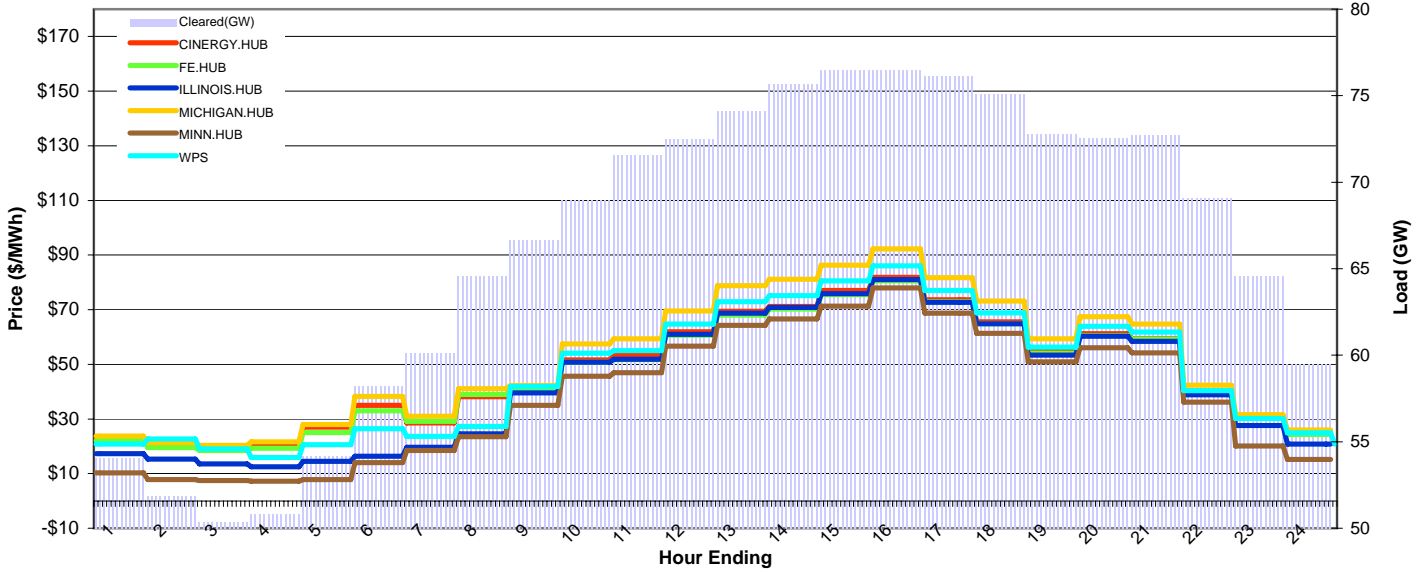
# MISO Daily Report

Delivery Day: Tuesday, August 26, 2008

Price Color Codes: ≤0 ≥100 ≥200

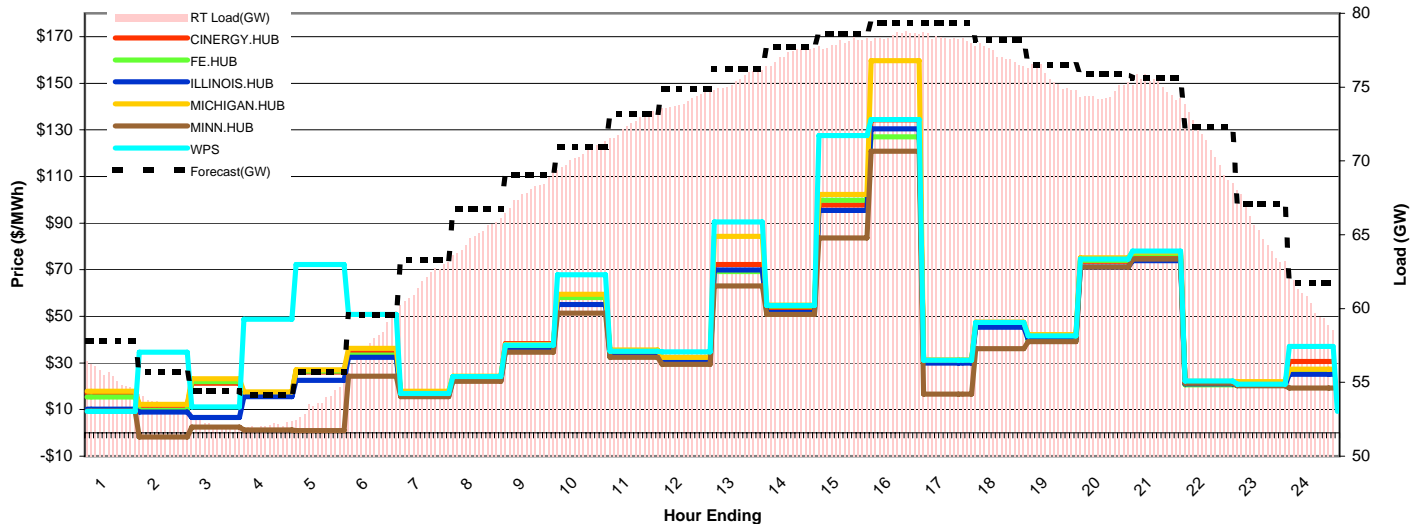
## Day-Ahead Prices and Cleared Load

	HE1	HE2	HE3	HE4	HE5	HE6	HE7	HE8	HE9	HE10	HE11	HE12	HE13	HE14	HE15	HE16	HE17	HE18	HE19	HE20	HE21	HE22	HE23	HE24
CINERGY.HUB	23.00	20.82	19.86	21.00	27.07	35.00	28.52	38.11	40.27	51.59	53.25	61.87	69.42	71.20	77.02	81.87	73.67	65.60	54.67	61.25	59.40	40.15	30.54	25.16
FE.HUB	22.13	19.56	18.46	19.23	24.97	33.00	29.16	38.93	40.82	50.76	51.69	60.60	68.07	70.27	75.52	80.54	72.90	64.81	54.03	60.48	59.19	39.64	30.38	24.32
ILLINOIS.HUB	17.25	15.33	13.54	12.48	14.47	16.31	19.66	24.57	39.51	50.85	51.83	60.96	68.69	70.87	75.87	81.01	72.70	64.85	53.37	60.23	58.36	38.84	27.57	20.78
MICHIGAN.HUB	23.72	21.32	20.33	21.65	27.98	38.28	30.95	41.08	42.30	57.43	59.40	69.52	78.78	81.11	86.23	92.32	81.70	73.20	59.37	67.44	64.77	42.32	31.55	26.02
MINN.HUB	10.24	7.80	7.41	7.21	7.76	13.98	18.46	23.52	34.93	45.68	46.90	56.71	64.28	66.61	71.27	77.94	68.67	61.28	50.87	56.03	54.19	36.21	20.07	15.16
WPS	20.78	22.69	19.08	15.86	20.60	26.46	23.61	27.20	41.90	54.09	54.96	64.77	72.97	75.19	80.52	86.04	77.01	68.78	56.25	63.88	61.78	40.41	30.23	24.95
Cleared(GW)	54.0	51.9	50.3	50.8	54.2	58.2	60.1	64.6	66.6	69.0	71.5	72.5	74.1	75.7	76.5	76.5	76.1	75.1	72.8	72.6	72.7	69.1	64.6	59.5



## Preliminary Real-Time Prices with Forecasted and Actual System Load

	HE1	HE2	HE3	HE4	HE5	HE6	HE7	HE8	HE9	HE10	HE11	HE12	HE13	HE14	HE15	HE16	HE17	HE18	HE19	HE20	HE21	HE22	HE23	HE24
CINERGY.HUB	17.24	11.79	21.30	17.16	26.11	34.78	17.16	23.40	38.31	58.15	34.04	31.22	72.29	53.26	97.83	134.32	30.72	46.64	40.82	73.62	76.09	21.49	21.21	30.61
FE.HUB	15.39	9.60	21.92	17.34	26.56	33.39	17.11	23.80	37.04	58.09	34.79	31.96	69.27	54.43	99.76	126.97	31.03	47.01	39.62	74.07	76.90	20.56	20.71	26.23
ILLINOIS.HUB	10.22	8.94	6.59	15.48	22.49	32.36	16.11	22.61	35.29	55.02	32.87	30.22	69.89	51.67	95.40	130.42	29.94	45.32	40.13	71.20	73.86	20.99	20.43	25.10
MICHIGAN.HUB	17.83	12.21	23.20	17.66	27.12	36.25	17.82	24.29	37.85	59.53	35.57	32.45	84.30	54.80	102.34	159.72	31.27	47.51	42.19	75.15	77.58	22.08	22.01	27.30
MINN.HUB	9.41	-1.83	2.50	1.27	1.03	24.28	15.57	22.06	34.64	51.43	32.48	29.43	63.07	50.87	83.67	120.80	16.62	36.18	39.19	71.13	74.55	21.35	20.18	19.28
WPS	9.19	34.61	11.15	48.70	72.20	50.78	16.93	24.13	37.66	67.85	35.00	34.78	90.51	54.62	127.62	134.42	31.16	47.38	41.62	74.52	78.00	22.28	20.84	37.11
Forecasted(GW)	57.8	55.7	54.4	54.1	55.7	59.6	63.3	66.7	69.0	70.9	73.1	74.9	76.2	77.7	78.6	79.4	79.4	78.2	76.5	75.9	75.6	72.3	67.1	61.7
(RT) - (DA Load)	1.38	1.65	1.91	1.30	-0.47	-0.42	1.70	0.35	1.29	1.42	1.02	1.56	1.39	1.52	1.56	2.02	2.21	2.11	2.83	2.01	2.40	1.94	0.66	0.87



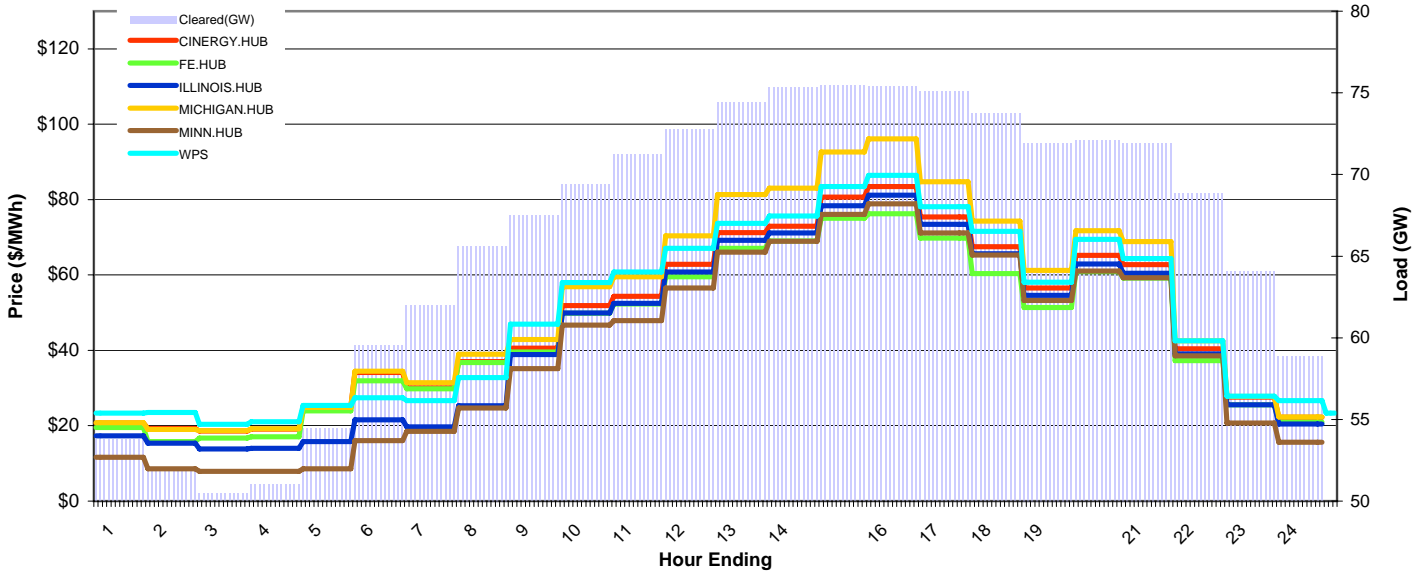
# MISO Daily Report

Delivery Day: Wednesday, August 27, 2008

Price Color Codes: ≤0 ≥100 ≥200

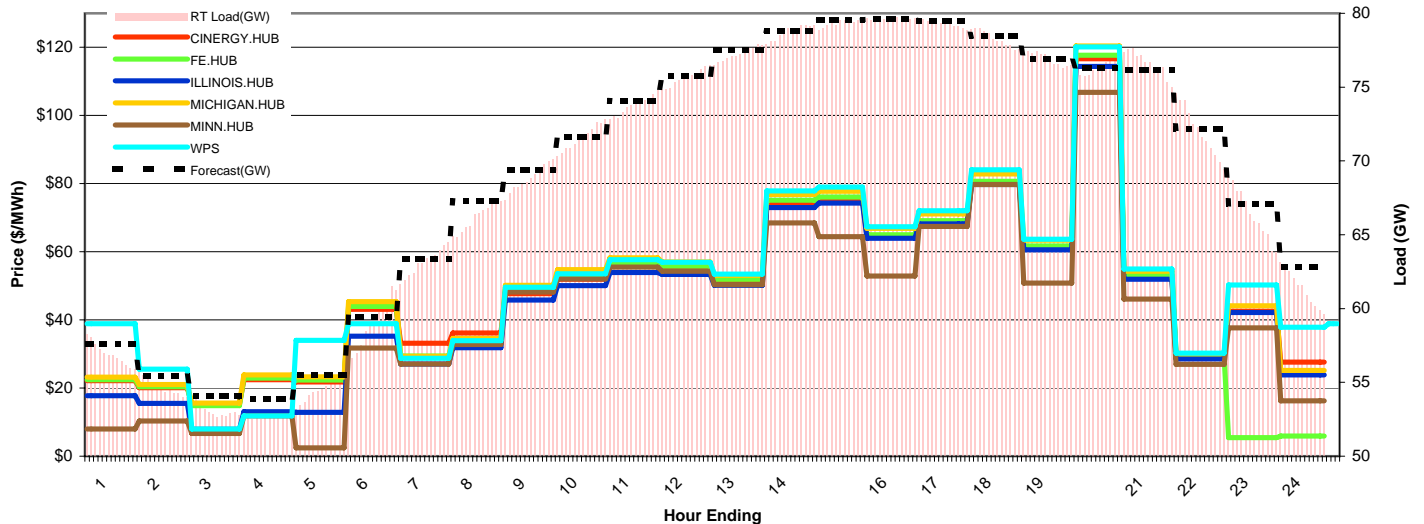
## Day-Ahead Prices and Cleared Load

	HE1	HE2	HE3	HE4	HE5	HE6	HE7	HE8	HE9	HE10	HE11	HE12	HE13	HE14	HE15	HE16	HE17	HE18	HE19	HE20	HE21	HE22	HE23	HE24
CINERGY.HUB	20.70	19.28	18.63	19.07	25.08	34.14	30.03	37.06	40.58	51.87	54.34	62.81	71.23	72.98	80.70	83.47	75.41	67.48	56.53	65.20	62.71	40.46	27.62	22.22
FE.HUB	19.50	15.83	16.76	17.09	23.97	31.96	29.83	36.80	39.55	49.86	52.29	59.50	67.08	69.07	75.07	76.28	69.79	60.36	51.37	60.86	59.19	37.25	25.52	20.94
ILLINOIS.HUB	17.28	15.39	13.85	14.01	15.81	21.54	19.69	25.29	38.86	49.91	52.45	60.82	69.21	71.13	78.39	81.15	73.45	65.61	54.61	62.91	60.49	39.10	25.57	20.50
MICHIGAN.HUB	20.77	18.98	18.72	19.17	24.85	34.48	31.38	39.00	42.85	56.85	59.49	70.36	81.35	83.08	92.61	96.10	84.72	74.32	61.19	71.76	68.90	42.58	27.76	22.35
MINN.HUB	11.65	8.56	7.91	7.87	8.61	16.07	18.50	24.67	35.17	46.73	47.91	56.51	66.05	68.99	76.11	78.91	71.12	65.32	53.23	61.02	59.26	38.55	20.76	15.59
WPS	23.32	23.55	20.39	21.04	25.36	27.43	26.64	32.80	46.94	58.03	60.77	67.04	73.74	75.70	83.51	86.41	78.14	71.59	58.07	69.42	64.37	42.52	27.85	26.68
Cleared(GW)	53.8	51.9	50.5	51.0	54.5	59.5	62.0	65.6	67.5	69.4	71.3	72.7	74.4	75.3	75.5	75.4	75.1	73.8	71.9	72.1	71.9	68.8	64.1	58.9



## Preliminary Real-Time Prices with Forecasted and Actual System Load

	HE1	HE2	HE3	HE4	HE5	HE6	HE7	HE8	HE9	HE10	HE11	HE12	HE13	HE14	HE15	HE16	HE17	HE18	HE19	HE20	HE21	HE22	HE23	HE24
CINERGY.HUB	22.16	20.06	15.28	22.42	21.79	43.10	33.19	36.19	47.74	51.99	55.68	54.91	51.41	74.47	75.48	64.70	68.88	80.49	61.45	116.65	52.54	28.86	42.55	27.57
FE.HUB	22.49	20.34	14.88	22.88	22.32	44.00	29.37	33.86	48.88	53.08	56.80	55.82	51.97	75.10	76.11	65.04	69.14	80.72	61.75	117.71	53.16	29.31	5.46	5.95
ILLINOIS.HUB	17.72	15.51	7.90	13.10	12.87	35.20	27.09	31.83	45.88	50.11	53.90	53.34	50.15	72.96	74.33	63.93	68.21	79.72	60.59	114.40	51.93	28.58	42.15	23.84
MICHIGAN.HUB	23.18	21.07	15.58	23.90	23.26	45.34	29.28	34.56	50.19	54.79	58.22	57.04	53.04	76.88	77.82	66.84	71.12	82.81	63.42	120.43	54.32	30.10	44.19	25.16
MINN.HUB	7.94	10.32	6.67	11.80	2.41	31.79	27.08	32.82	48.20	52.01	55.55	54.30	50.36	68.46	64.47	52.90	67.46	79.71	50.80	106.76	46.09	26.99	37.67	16.22
WPS	38.90	25.55	8.02	11.87	33.99	38.89	28.74	33.93	49.62	53.58	57.65	56.95	53.45	77.87	78.99	67.32	72.00	84.11	63.70	120.18	54.93	30.25	50.26	37.88
Forecasted(GW)	57.6	55.4	54.1	53.9	55.5	59.4	63.4	67.3	69.4	71.6	74.1	75.8	77.5	78.8	79.5	79.6	79.5	78.5	76.9	76.3	76.1	72.2	67.1	62.8
(RT) - (DA Load)	3.12	2.79	2.64	1.72	-0.02	-0.70	1.14	0.54	1.33	2.17	2.52	2.87	2.80	3.40	3.83	4.27	4.20	4.53	4.99	4.23	4.69	3.19	2.32	2.45



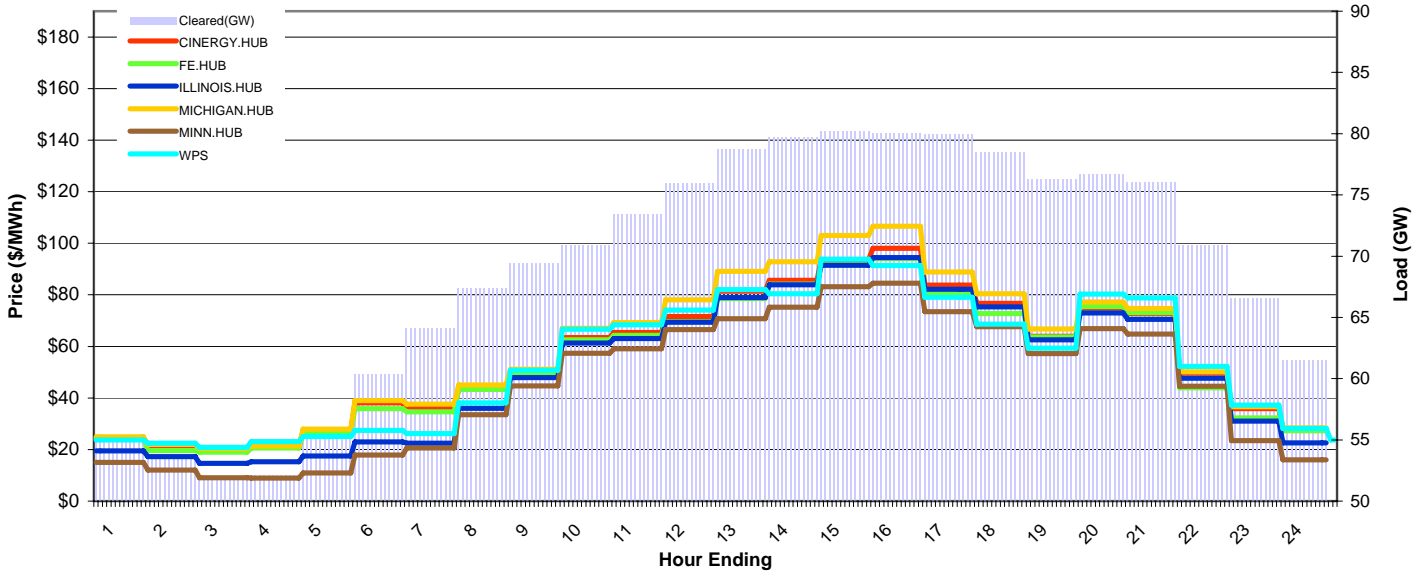
# MISO Daily Report

Delivery Day: Thursday, August 28, 2008

Price Color Codes: <=0 >=100 >=200

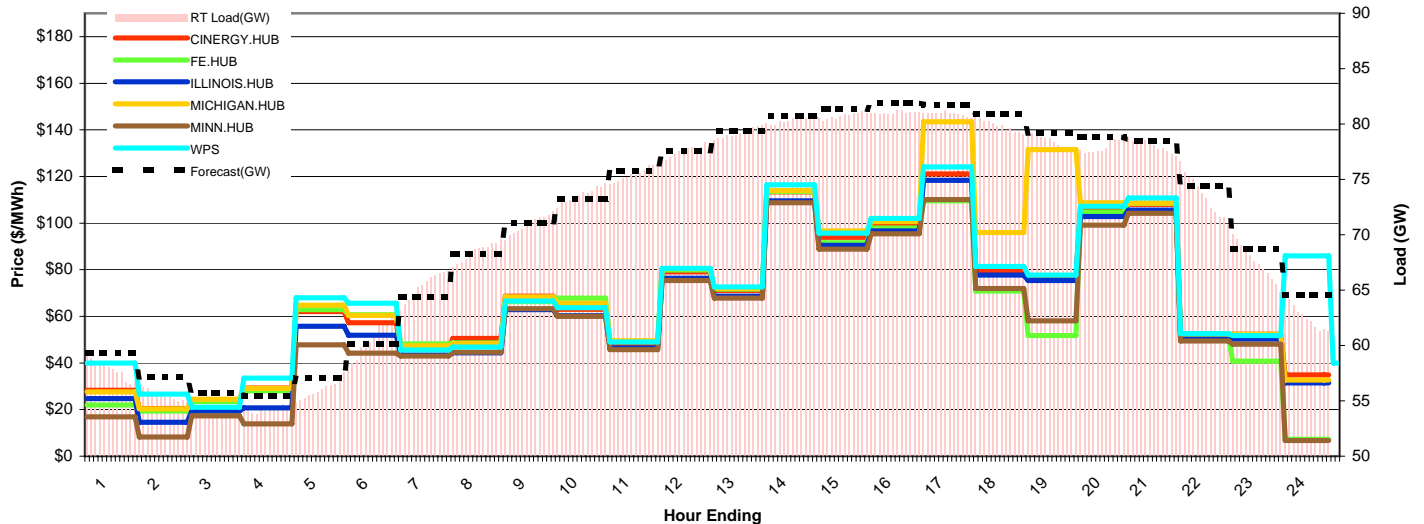
## Day-Ahead Prices and Cleared Load

	HE1	HE2	HE3	HE4	HE5	HE6	HE7	HE8	HE9	HE10	HE11	HE12	HE13	HE14	HE15	HE16	HE17	HE18	HE19	HE20	HE21	HE22	HE23	HE24
CINERGY.HUB	24.38	21.55	20.05	20.89	27.31	38.06	35.93	43.35	49.54	63.38	65.36	71.57	81.35	85.59	93.64	97.98	83.72	76.65	63.86	74.88	72.68	49.65	35.90	27.77
FE.HUB	24.14	19.62	18.93	20.60	26.88	35.91	34.63	43.32	49.29	62.50	64.29	69.60	78.51	84.10	91.72	94.04	80.43	72.77	63.71	75.44	73.13	43.90	32.23	27.28
ILLINOIS.HUB	19.44	17.19	14.70	15.21	17.54	22.99	22.49	36.02	47.85	61.26	63.06	69.43	78.89	83.85	91.43	94.50	82.18	75.33	62.54	72.98	70.52	47.71	31.01	22.57
MICHIGAN.HUB	24.99	21.94	20.37	21.30	27.96	39.00	37.63	45.07	51.11	66.99	69.19	78.01	89.05	92.87	103.06	106.65	88.90	80.36	66.73	77.13	74.77	50.11	36.64	28.48
MINN.HUB	15.00	12.01	9.03	8.97	10.92	17.93	20.57	33.52	44.67	57.38	59.05	66.55	70.68	75.16	83.13	84.51	73.41	67.67	57.25	66.84	64.79	44.57	23.46	15.99
WPS	23.71	22.41	20.85	23.03	25.10	27.38	26.20	38.15	50.79	66.67	68.44	74.13	82.01	80.48	93.78	91.30	79.07	68.57	59.34	80.32	78.85	52.20	37.21	28.20
Cleared(GW)	55.3	53.4	51.9	52.1	55.3	60.3	64.1	67.4	69.4	70.9	73.4	76.0	78.7	79.7	80.2	80.1	80.0	78.5	76.3	76.7	76.1	70.9	66.6	61.5



## Preliminary Real-Time Prices with Forecasted and Actual System Load

	HE1	HE2	HE3	HE4	HE5	HE6	HE7	HE8	HE9	HE10	HE11	HE12	HE13	HE14	HE15	HE16	HE17	HE18	HE19	HE20	HE21	HE22	HE23	HE24
CINERGY.HUB	28.31	20.51	23.45	29.28	62.09	57.23	45.93	50.49	68.62	63.00	47.97	79.01	71.17	113.33	93.92	99.22	121.10	79.43	77.18	105.53	108.01	51.56	52.28	34.87
FE.HUB	21.92	19.36	23.44	27.95	62.93	60.68	48.25	48.57	66.35	67.76	49.17	79.87	71.72	113.51	91.59	97.84	109.53	70.89	51.77	104.71	108.44	51.71	40.81	7.33
ILLINOIS.HUB	24.67	14.59	19.36	20.79	55.70	51.87	43.32	44.29	62.89	60.21	46.40	76.30	68.58	109.60	90.41	96.66	118.35	77.71	75.42	102.89	105.61	50.34	50.29	31.42
MICHIGAN.HUB	27.61	20.28	24.37	29.07	64.82	60.45	47.35	48.35	68.36	65.59	49.50	80.47	71.89	113.91	96.64	100.65	143.47	95.93	131.58	108.77	108.62	52.40	52.36	32.67
MINN.HUB	16.87	8.27	17.23	13.81	47.75	44.25	43.03	44.66	63.27	59.98	45.75	75.41	67.76	108.71	88.82	95.43	110.06	71.93	58.04	99.10	104.18	49.39	48.07	6.78
WPS	39.89	26.67	20.97	33.49	67.90	65.58	45.61	46.79	66.53	63.67	49.04	80.60	72.65	116.36	95.67	102.06	124.14	81.38	77.71	107.28	110.78	52.53	51.71	85.99
Forecasted(GW)	59.3	57.1	55.7	55.5	57.0	60.1	64.4	68.3	71.1	73.2	75.7	77.6	79.4	80.7	81.4	81.9	81.8	80.9	79.2	78.8	78.5	74.4	68.7	64.6
(RT) - (DA Load)	2.55	2.18	2.48	2.13	0.67	0.30	1.28	1.06	1.47	2.72	2.01	1.59	0.49	0.58	0.52	0.95	0.93	1.33	2.07	1.22	1.95	2.67	0.91	1.13



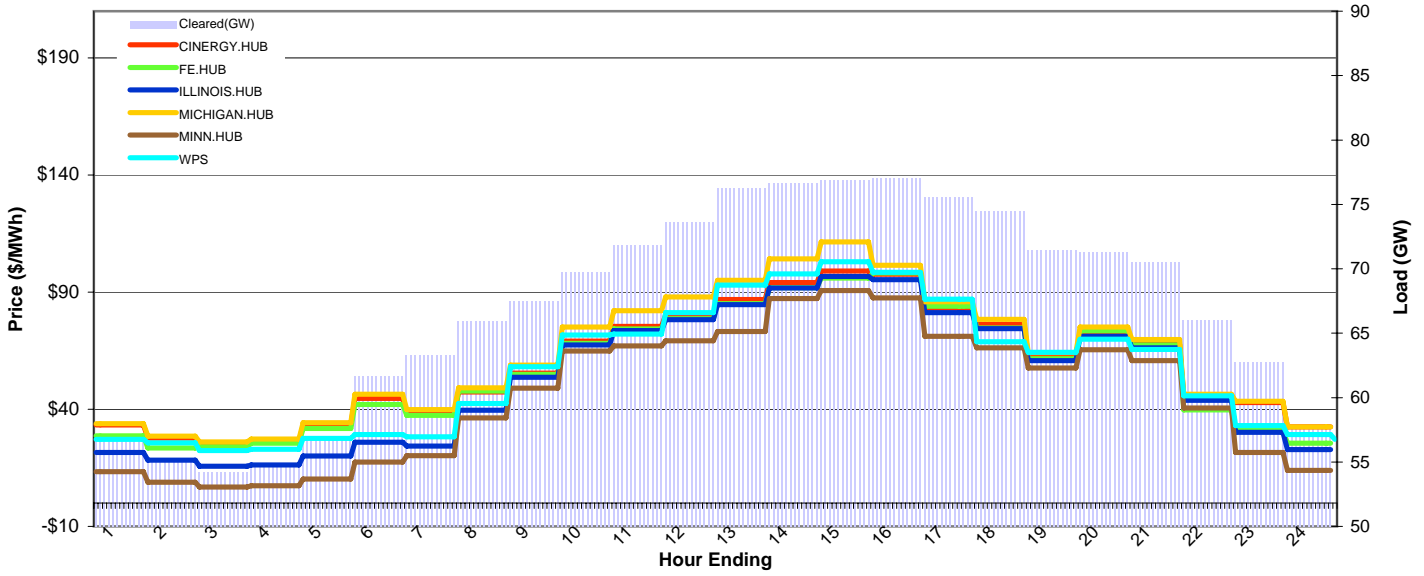
# MISO Daily Report

Delivery Day: Friday, August 29, 2008

Price Color Codes: <=0 >=100 >=200

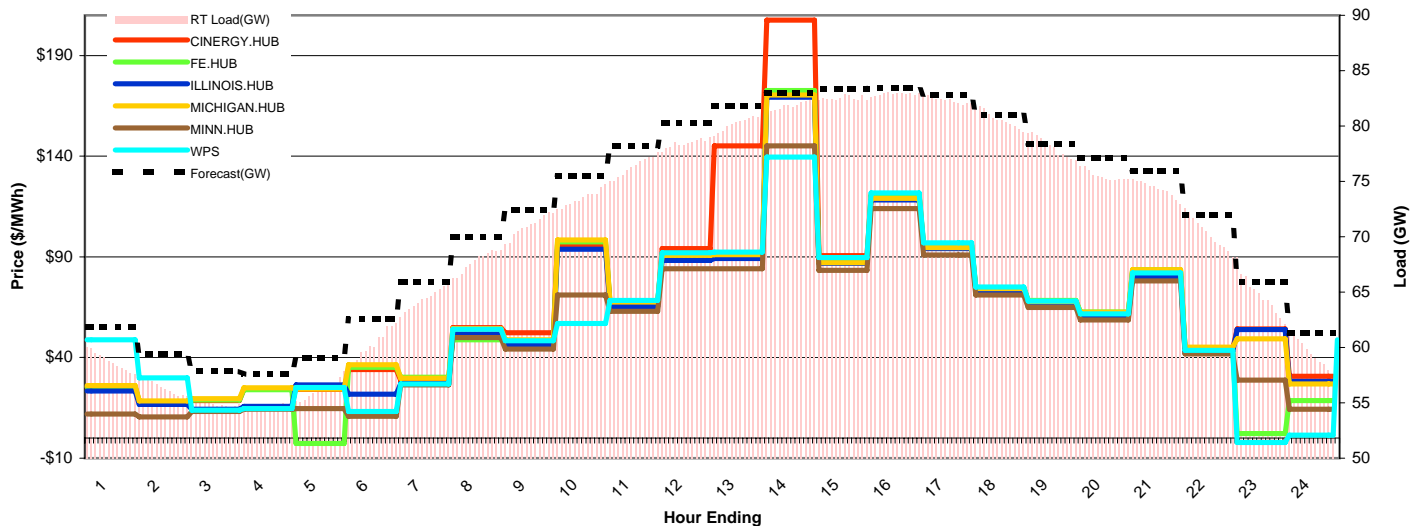
## Day-Ahead Prices and Cleared Load

	HE1	HE2	HE3	HE4	HE5	HE6	HE7	HE8	HE9	HE10	HE11	HE12	HE13	HE14	HE15	HE16	HE17	HE18	HE19	HE20	HE21	HE22	HE23	HE24
CINERGY.HUB	33.33	27.78	25.46	26.42	33.08	44.63	38.00	47.37	55.40	69.17	75.45	80.39	86.93	94.16	99.04	97.67	83.21	76.18	62.39	72.77	67.64	45.87	42.95	32.44
FE.HUB	28.67	23.44	24.00	25.54	31.86	42.09	37.36	47.79	54.94	68.19	74.28	78.65	85.10	91.92	96.05	98.24	84.03	74.76	61.55	73.47	67.51	39.68	31.05	25.49
ILLINOIS.HUB	21.51	18.31	15.65	16.21	20.04	25.93	24.36	39.67	53.70	67.51	73.68	78.30	84.69	91.86	96.68	95.34	81.22	74.44	60.76	71.18	66.24	43.78	30.23	22.84
MICHIGAN.HUB	33.85	28.52	26.05	27.27	34.28	46.40	39.92	49.20	58.91	75.11	82.12	87.97	95.06	104.29	111.48	101.57	85.88	78.36	64.17	75.08	69.75	46.39	43.38	32.46
MINN.HUB	13.30	8.92	6.81	7.38	10.17	17.40	20.17	36.38	49.07	64.93	67.02	69.20	73.15	87.24	90.68	87.58	71.10	66.28	57.63	65.38	60.80	40.57	21.55	13.96
WPS	27.23	25.69	22.32	22.90	27.55	29.26	28.21	42.43	58.22	71.74	72.13	81.30	93.04	97.78	103.07	98.47	86.99	68.84	64.29	69.88	65.61	45.71	32.98	29.22
Cleared(GW)	56.7	55.2	54.2	54.7	56.8	61.7	63.3	66.0	67.5	69.7	71.9	73.6	76.2	76.6	76.9	77.0	75.6	74.5	71.5	71.3	70.5	66.0	62.7	57.5



## Preliminary Real-Time Prices with Forecasted and Actual System Load

	HE1	HE2	HE3	HE4	HE5	HE6	HE7	HE8	HE9	HE10	HE11	HE12	HE13	HE14	HE15	HE16	HE17	HE18	HE19	HE20	HE21	HE22	HE23	HE24
CINERGY.HUB	25.27	17.94	18.63	24.37	24.19	34.05	28.56	54.81	52.29	96.26	66.83	94.08	145.21	207.55	90.65	120.45	95.63	74.52	68.00	62.14	82.85	44.36	54.17	30.73
FE.HUB	25.50	18.12	18.94	24.05	-2.63	35.08	30.16	48.74	48.17	97.38	67.46	90.93	91.72	172.57	88.48	120.59	95.79	74.67	68.33	62.61	83.67	44.91	2.30	18.54
ILLINOIS.HUB	23.38	16.72	14.26	15.72	26.48	21.73	27.06	51.63	46.37	93.77	65.30	88.24	89.13	169.32	86.76	118.32	94.09	73.25	66.57	60.29	80.26	42.88	53.96	28.19
MICHIGAN.HUB	26.05	18.53	19.57	24.98	24.26	36.37	29.74	54.42	48.86	98.48	67.65	90.81	91.14	170.45	87.11	119.15	94.63	74.23	67.81	62.52	83.65	45.17	49.25	26.80
MINN.HUB	11.98	10.54	13.21	14.26	14.63	10.84	26.44	49.97	44.21	70.99	62.97	84.14	84.03	145.11	83.26	114.03	90.99	71.02	64.90	58.68	78.08	41.80	28.81	14.32
WPS	48.75	29.91	13.86	14.69	25.08	13.16	26.91	54.10	48.37	56.98	68.37	92.00	92.39	139.55	89.61	121.78	96.92	75.07	68.11	61.74	81.97	43.56	-2.25	1.41
Forecasted(GW)	61.9	59.4	57.9	57.6	59.1	62.5	65.9	70.0	72.4	75.5	78.2	80.2	81.8	83.0	83.4	83.5	82.8	81.0	78.4	77.1	75.9	71.9	65.9	61.3
(RT) - (DA Load)	2.08	1.25	0.76	0.10	-0.57	-1.42	1.04	1.80	3.45	3.75	4.46	4.83	4.04	5.24	5.63	5.87	6.77	6.16	6.68	4.20	3.79	4.31	2.02	2.02



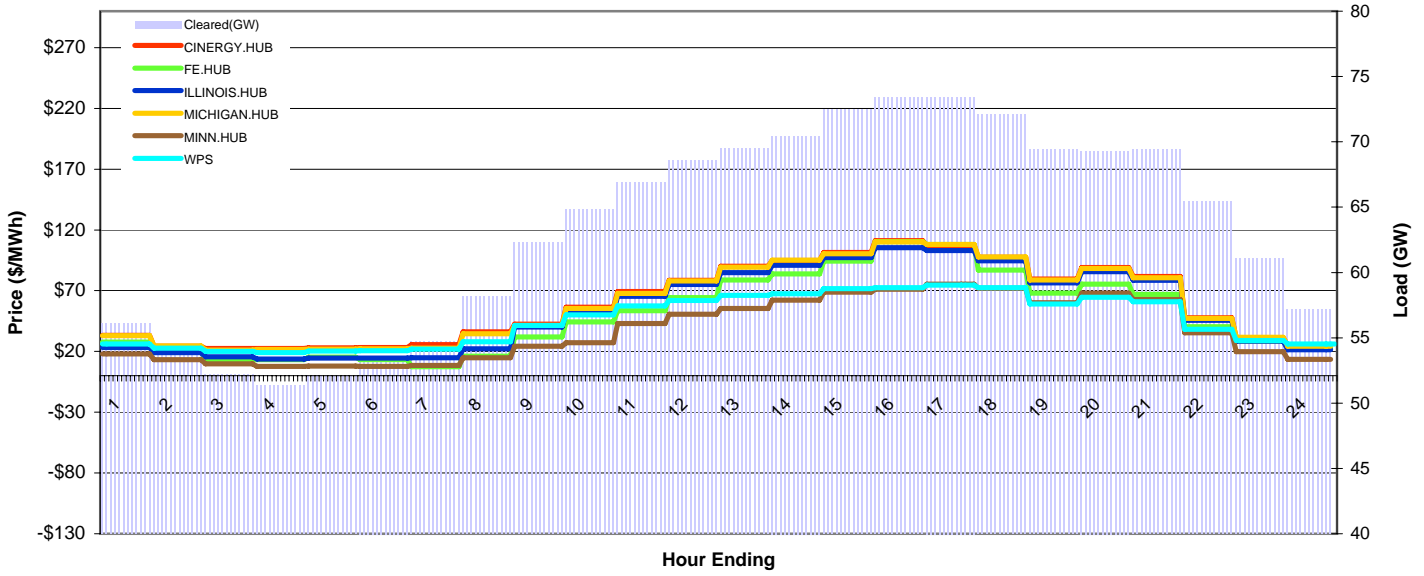
# MISO Daily Report

Delivery Day: Saturday, August 30, 2008

Price Color Codes: ≤0 ≥100 ≥200

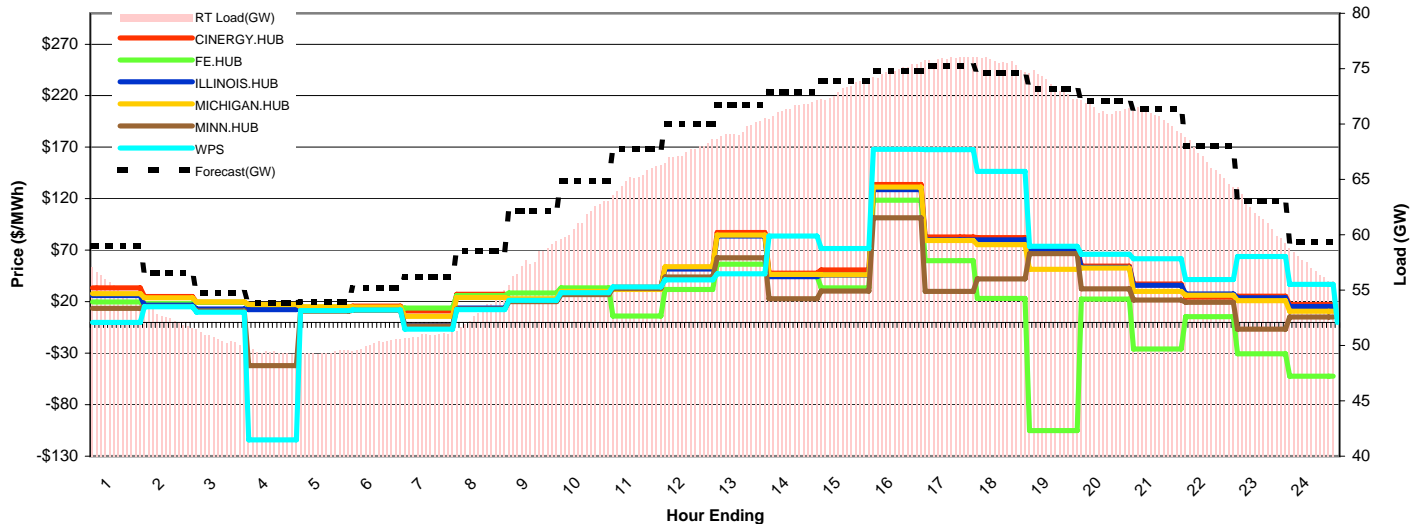
## Day-Ahead Prices and Cleared Load

	HE1	HE2	HE3	HE4	HE5	HE6	HE7	HE8	HE9	HE10	HE11	HE12	HE13	HE14	HE15	HE16	HE17	HE18	HE19	HE20	HE21	HE22	HE23	HE24
CINERGY.HUB	33.30	24.28	22.42	22.57	22.87	23.37	25.58	36.06	42.38	56.32	69.41	78.55	90.04	94.86	101.55	111.28	107.22	97.51	79.69	89.15	81.63	47.72	31.03	25.11
FE.HUB	27.79	20.01	13.31	13.36	15.45	13.36	7.43	16.17	32.01	44.34	53.51	64.41	78.87	83.84	94.33	110.38	108.16	86.87	67.89	75.51	67.09	40.48	28.52	23.02
ILLINOIS.HUB	23.38	18.91	15.67	13.87	14.53	14.63	14.91	22.21	40.06	52.32	65.45	75.03	84.93	90.97	97.24	105.53	102.98	94.54	76.47	85.75	78.57	45.56	28.60	21.35
MICHIGAN.HUB	33.03	24.60	21.17	21.56	21.96	22.23	22.74	34.62	41.44	55.41	67.75	77.91	89.47	95.11	100.52	110.26	107.98	97.68	78.76	88.22	80.58	47.13	31.70	24.20
MINN.HUB	17.94	13.18	9.71	7.71	7.94	7.79	8.42	14.90	24.23	27.24	43.10	50.69	55.38	62.32	68.87	71.07	75.31	71.94	60.17	68.01	62.81	35.45	19.71	13.47
WPS	26.20	22.84	19.98	19.14	20.29	20.63	22.03	27.88	41.45	49.99	57.36	61.99	66.10	67.58	71.60	72.40	74.60	72.57	59.07	64.52	60.83	38.30	29.04	26.05
Cleared(GW)	56.1	53.9	52.2	51.3	52.1	53.2	54.7	58.1	62.3	64.8	66.9	68.6	69.5	70.5	72.5	73.4	73.4	72.1	69.4	69.3	69.4	65.4	61.1	57.1



## Preliminary Real-Time Prices with Forecasted and Actual System Load

	HE1	HE2	HE3	HE4	HE5	HE6	HE7	HE8	HE9	HE10	HE11	HE12	HE13	HE14	HE15	HE16	HE17	HE18	HE19	HE20	HE21	HE22	HE23	HE24
CINERGY.HUB	33.40	25.08	19.40	17.25	14.62	15.70	11.05	27.20	21.65	28.02	34.12	53.42	87.30	47.86	50.82	133.63	82.79	82.31	71.94	54.65	37.00	24.46	25.24	17.28
FE.HUB	19.65	18.09	19.30	16.51	14.93	13.40	13.83	25.97	28.53	33.31	5.97	31.81	56.51	44.65	33.43	118.60	59.79	23.13	-105.02	22.56	-25.91	5.50	-30.69	-52.18
ILLINOIS.HUB	26.07	16.72	13.05	12.20	14.14	12.34	-3.20	13.89	20.40	27.65	33.49	51.90	83.80	44.19	45.76	128.71	80.11	79.96	69.80	53.17	36.01	27.49	23.89	15.43
MICHIGAN.HUB	27.77	23.94	19.90	17.40	15.01	14.88	5.86	24.14	22.72	30.01	31.78	53.81	84.59	46.48	46.04	131.22	79.54	75.26	51.31	52.81	30.02	26.38	20.91	10.60
MINN.HUB	13.63	15.53	11.02	-42.09	10.64	11.60	-3.58	12.96	20.05	26.93	32.84	44.14	62.62	22.73	30.29	101.47	30.02	42.11	66.70	32.61	21.58	19.31	-6.66	5.30
WPS	-0.02	15.04	9.77	-114.04	11.47	12.11	-6.51	12.27	21.35	28.64	34.24	41.20	47.01	83.85	71.65	167.92	167.77	146.62	73.69	66.08	61.60	41.63	63.98	36.70
Forecasted(GW)	59.0	56.6	54.8	53.9	54.0	55.2	56.2	58.5	62.1	64.9	67.8	70.0	71.7	72.9	73.9	74.8	75.2	74.7	73.2	72.1	71.4	68.0	63.1	59.3
(RT) - (DA Load)	-0.78	-1.38	-1.59	-1.91	-2.70	-3.07	-3.76	-4.99	-4.62	-3.36	-1.74	-1.00	0.00	1.01	0.68	1.54	2.47	3.49	4.12	2.08	1.14	1.04	0.51	0.00



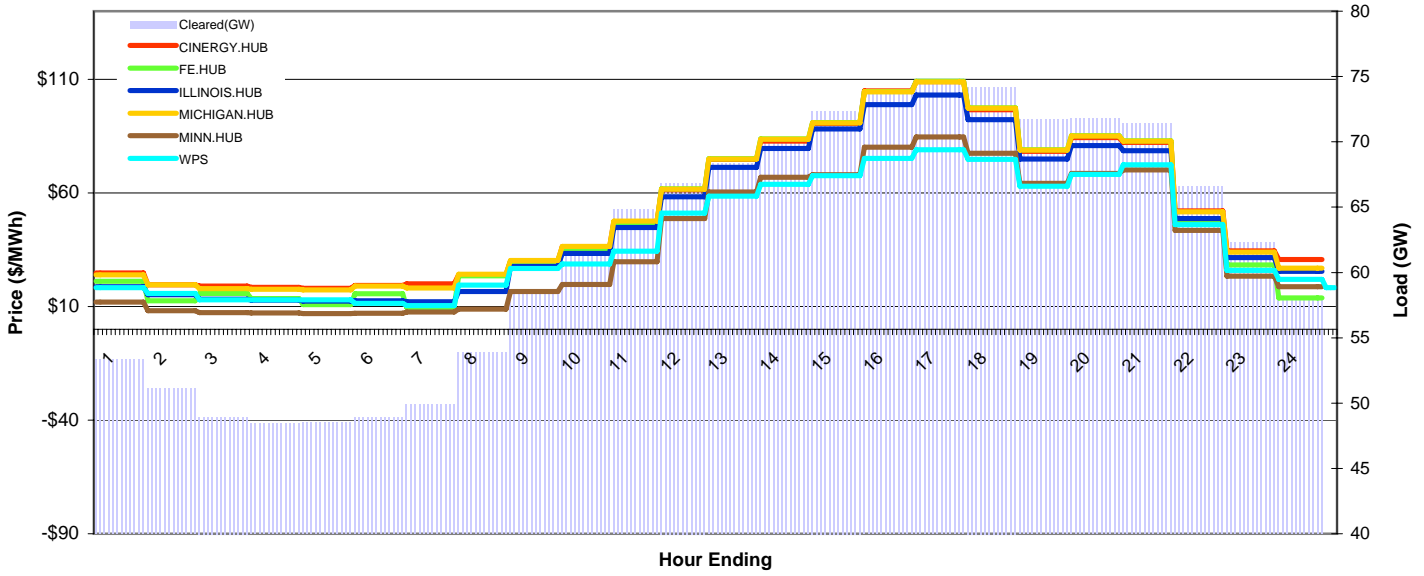
# MISO Daily Report

Delivery Day: Sunday, August 31, 2008

Price Color Codes: ≤0 ≥100 ≥200

## Day-Ahead Prices and Cleared Load

	HE1	HE2	HE3	HE4	HE5	HE6	HE7	HE8	HE9	HE10	HE11	HE12	HE13	HE14	HE15	HE16	HE17	HE18	HE19	HE20	HE21	HE22	HE23	HE24
CINERGY.HUB	24.85	19.56	19.06	18.47	18.00	19.27	20.00	23.89	30.00	36.34	47.28	61.46	74.80	82.83	90.53	104.94	108.97	96.64	78.32	84.38	82.20	52.11	34.54	30.66
FE.HUB	21.06	12.57	15.78	13.59	10.82	15.57	9.51	23.48	30.04	35.52	46.16	61.78	75.05	83.83	90.95	104.71	109.09	97.45	79.04	85.18	82.89	47.26	28.37	13.80
ILLINOIS.HUB	18.78	15.16	13.27	12.84	12.36	12.55	12.15	16.57	27.63	33.44	44.77	58.34	71.22	79.59	88.12	98.83	103.04	92.30	74.88	80.84	78.59	48.71	31.50	25.47
MICHIGAN.HUB	23.90	19.51	17.84	17.58	17.36	18.96	18.13	24.25	30.24	36.54	47.58	61.68	74.93	83.69	90.80	104.53	108.90	97.29	78.92	85.04	82.77	51.74	33.88	26.95
MINN.HUB	12.02	8.18	7.27	7.12	6.97	7.01	7.57	8.83	16.67	19.68	29.68	48.71	60.41	66.88	68.05	80.10	84.68	77.42	64.29	68.56	70.10	43.58	23.41	18.76
WPS	18.31	15.80	13.02	12.93	12.99	11.45	10.46	19.38	26.79	28.78	34.34	51.08	58.65	63.87	67.63	75.24	79.02	74.75	63.01	68.12	72.34	46.02	25.91	21.98
Cleared(GW)	53.3	51.1	48.9	48.4	48.6	48.9	49.9	53.9	58.3	61.8	64.8	66.8	68.3	70.0	72.4	74.0	74.6	74.2	71.7	71.8	71.4	66.6	62.3	58.1



## Preliminary Real-Time Prices with Forecasted and Actual System Load

	HE1	HE2	HE3	HE4	HE5	HE6	HE7	HE8	HE9	HE10	HE11	HE12	HE13	HE14	HE15	HE16	HE17	HE18	HE19	HE20	HE21	HE22	HE23	HE24
CINERGY.HUB	24.22	19.15	16.95	3.78	17.08	11.23	-3.68	23.81	27.23	23.70	42.27	30.21	40.94	100.43	47.37	56.31	135.04	63.51	23.65	28.98	24.58	24.78	20.89	17.95
FE.HUB	11.48	18.17	6.63	0.16	-0.73	15.66	8.42	24.29	27.59	26.15	-27.25	-88.03	36.82	100.61	28.61	48.13	67.95	13.20	12.00	29.07	25.44	-7.21	13.02	15.62
ILLINOIS.HUB	30.96	33.67	22.27	7.38	24.31	10.57	4.37	36.56	36.12	22.11	50.84	35.26	42.82	104.77	45.86	54.62	130.86	61.04	22.89	28.36	24.84	29.48	20.19	17.64
MICHIGAN.HUB	22.63	18.64	10.83	-37.88	10.62	0.74	-32.74	24.78	26.16	24.37	32.11	16.79	41.06	101.39	45.48	55.65	128.02	58.12	22.50	29.41	25.86	27.31	20.70	18.15
MINN.HUB	2.19	-17.26	6.47	-18.77	7.52	-0.56	-32.83	-12.78	8.97	21.85	28.56	24.38	35.43	86.74	44.23	51.94	120.95	59.91	22.45	27.01	23.93	29.69	19.45	-13.00
WPS	23.18	21.57	14.84	-10.35	15.87	1.76	-21.26	47.69	22.00	21.72	38.55	29.40	40.75	99.00	46.41	55.12	121.76	59.81	22.53	28.91	25.42	30.58	20.76	-58.90
Forecasted(GW)	55.1	52.5	51.7	50.6	50.2	50.0	49.7	52.4	56.2	59.4	63.2	66.7	69.7	71.9	73.6	75.9	77.2	77.2	76.1	75.1	74.9	71.8	67.0	62.8
(RT) - (DA Load)	0.26	-0.14	0.26	-0.21	-0.63	-0.49	-1.41	-3.24	-3.16	-2.70	-1.52	-0.29	1.55	2.12	1.85	1.68	2.14	1.99	2.39	-0.29	-0.51	0.33	-0.06	-0.22

