

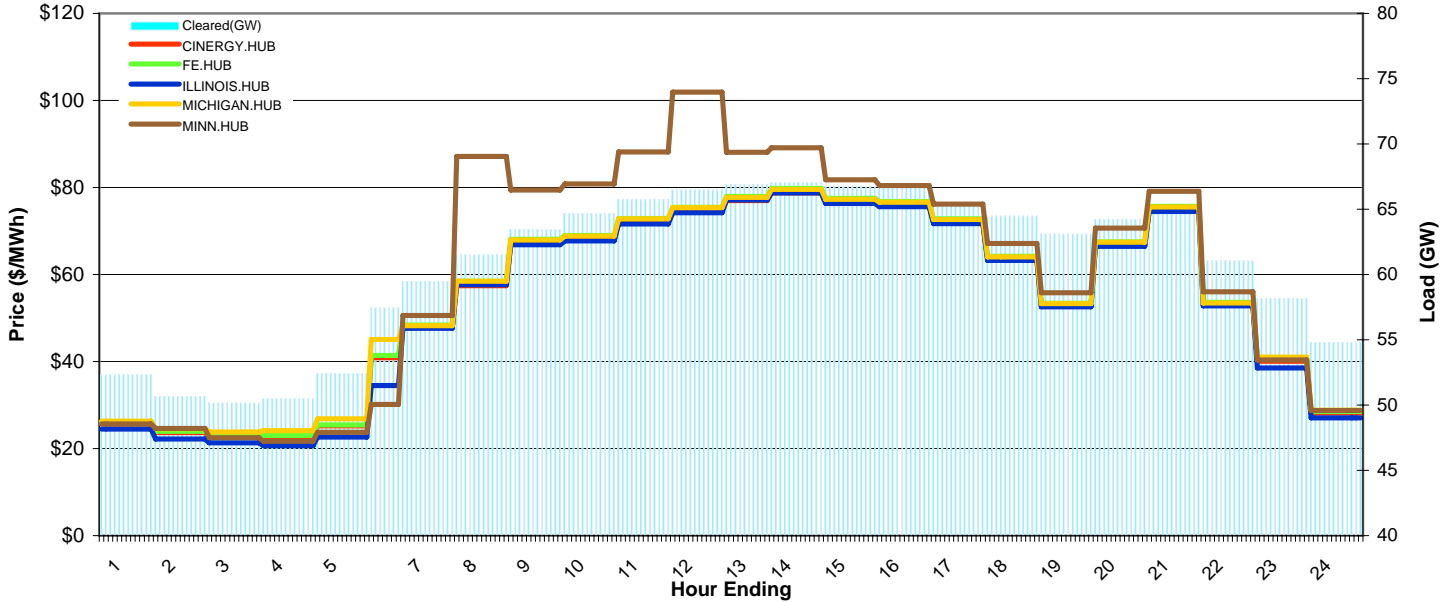
# MISO Hub Report

Delivery Day: Tuesday, May 1, 2007

Price Color Codes: ≤0 ≥100 ≥200

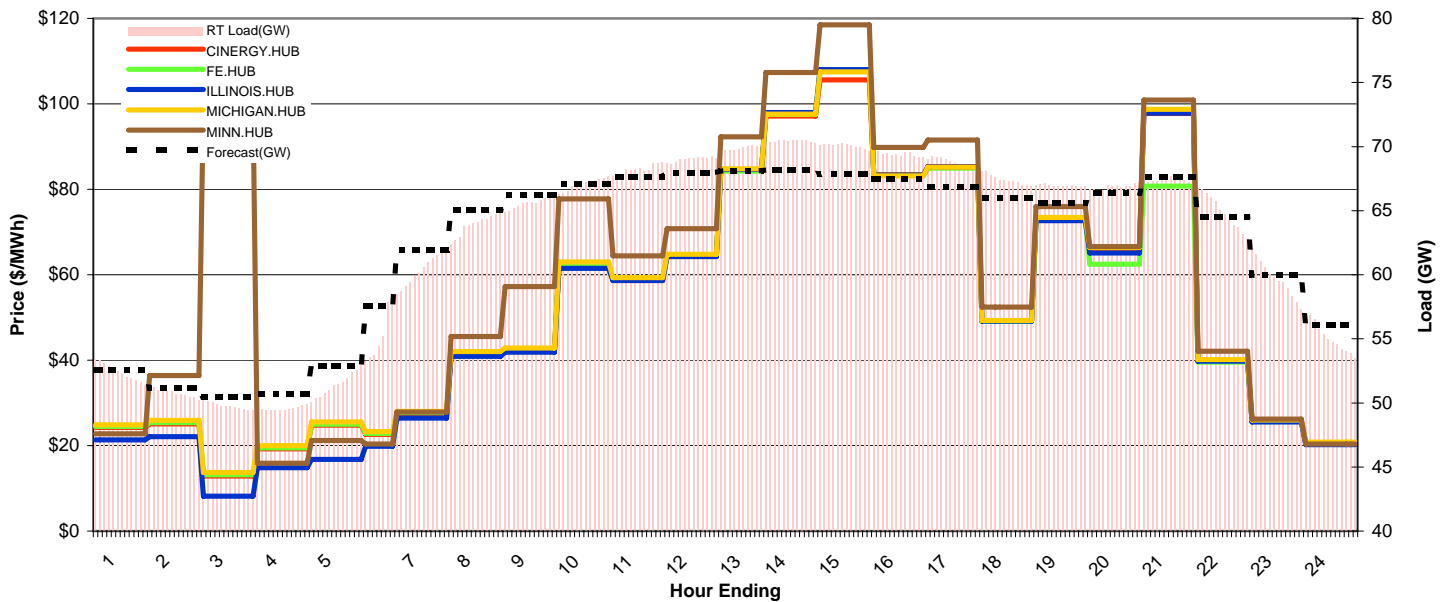
## Day-Ahead Prices and Cleared Load

	HE1	HE2	HE3	HE4	HE5	HE6	HE7	HE8	HE9	HE10	HE11	HE12	HE13	HE14	HE15	HE16	HE17	HE18	HE19	HE20	HE21	HE22	HE23	HE24
CINERGY.HUB	25.64	23.65	22.85	22.77	25.19	40.85	47.77	57.42	67.24	68.03	71.89	74.45	76.96	78.74	76.52	75.83	71.88	63.41	52.72	66.69	74.70	52.93	40.08	28.16
FE.HUB	25.99	23.94	23.13	23.02	25.45	41.37	48.38	58.43	68.12	68.94	72.86	75.46	77.97	79.77	77.50	76.79	72.80	64.21	53.39	67.53	75.64	53.60	40.63	28.55
ILLINOIS.HUB	24.48	22.23	21.33	20.69	22.66	34.49	47.63	57.62	66.85	67.72	71.64	74.17	77.11	78.77	76.32	75.59	71.66	63.22	52.56	66.48	74.47	52.77	38.50	27.05
MICHIGAN.HUB	26.33	24.57	23.81	24.12	26.84	45.05	48.27	58.43	67.97	68.80	72.77	75.34	77.72	79.54	77.31	76.62	72.63	64.08	53.28	67.39	75.48	53.48	41.00	28.82
MINN.HUB	25.65	24.60	22.49	21.70	23.78	30.15	50.60	87.10	79.42	80.83	88.18	101.94	88.11	89.15	81.79	80.45	76.14	67.16	55.84	70.63	79.12	56.06	40.40	28.76
Cleared(GW)	52.3	50.7	50.2	50.5	52.5	57.5	59.5	61.5	63.5	64.7	65.7	66.5	66.9	67.1	66.7	66.7	65.3	64.5	63.1	64.2	64.9	61.1	58.2	54.8



## Preliminary Real-Time Prices with Forecasted and Actual System Load

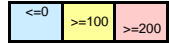
	HE1	HE2	HE3	HE4	HE5	HE6	HE7	HE8	HE9	HE10	HE11	HE12	HE13	HE14	HE15	HE16	HE17	HE18	HE19	HE20	HE21	HE22	HE23	HE24
CINERGY.HUB	24.30	25.11	12.89	19.28	24.82	22.59	27.34	41.19	42.03	61.72	58.65	64.25	84.56	97.12	105.62	83.48	85.29	49.22	72.85	65.69	97.78	39.76	25.76	20.59
FE.HUB	24.49	25.39	13.15	19.44	24.99	22.84	27.69	41.64	42.27	61.96	58.75	64.25	84.30	97.53	107.79	83.31	84.94	49.03	72.90	62.45	80.75	39.54	25.62	20.56
ILLINOIS.HUB	21.34	22.06	8.16	14.81	16.79	19.85	26.43	40.92	41.85	61.48	58.66	64.28	84.66	97.97	107.99	83.28	85.26	49.12	72.68	65.11	97.82	39.77	25.52	20.22
MICHIGAN.HUB	24.85	25.91	13.71	19.97	25.58	23.26	28.03	42.01	42.84	62.96	59.33	64.77	84.76	97.62	107.49	83.16	85.20	49.29	73.44	66.36	98.72	40.12	26.00	20.85
MINN.HUB	22.74	36.37	100.54	15.91	21.20	20.37	27.86	45.57	57.23	77.79	64.44	70.78	92.27	107.37	118.52	89.85	91.55	52.45	75.97	66.60	100.91	42.12	26.20	20.37
Forecasted(GW)	52.5	51.2	50.4	50.7	52.9	57.6	61.9	65.0	66.2	67.1	67.7	68.0	68.1	68.2	67.8	67.5	66.9	66.0	65.6	66.4	67.6	64.5	59.9	56.1
(RT) - (DA Load)	0.04	0.09	-0.42	-0.95	-1.07	-2.31	0.84	2.34	2.09	2.33	2.45	2.50	2.90	3.31	3.28	2.71	3.44	2.91	3.82	2.57	2.45	3.84	1.54	0.27



# MISO Hub Report

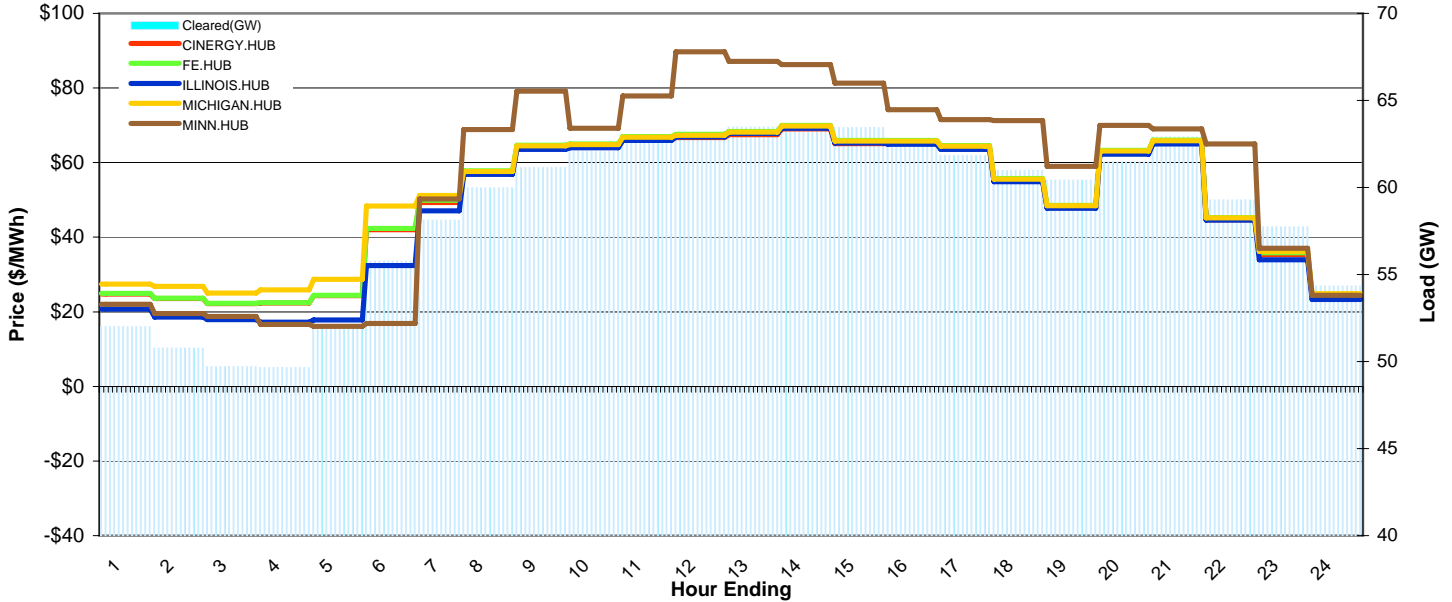
Delivery Day: Wednesday, May 2, 2007

Price Color Codes:



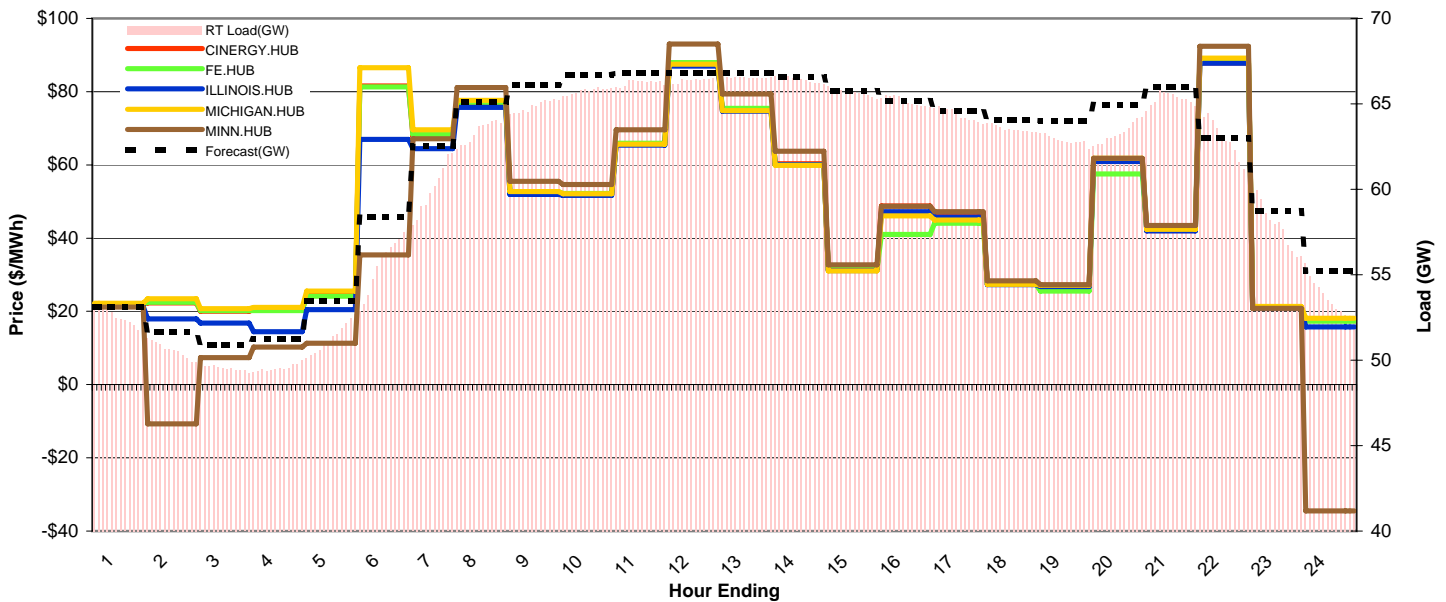
## Day-Ahead Prices and Cleared Load

	HE1	HE2	HE3	HE4	HE5	HE6	HE7	HE8	HE9	HE10	HE11	HE12	HE13	HE14	HE15	HE16	HE17	HE18	HE19	HE20	HE21	HE22	HE23	HE24
CINERGY.HUB	24.78	23.53	22.18	22.37	24.34	42.00	49.30	56.99	63.81	64.16	66.12	66.69	67.47	69.05	65.08	65.13	63.72	55.02	47.95	62.47	65.19	44.67	35.34	24.27
FE.HUB	24.94	23.62	22.28	22.44	24.39	42.35	49.87	57.77	64.63	64.97	66.97	67.61	68.37	69.97	65.95	65.96	64.53	55.73	48.57	63.26	66.01	45.29	35.83	24.60
ILLINOIS.HUB	20.77	18.62	17.90	17.22	17.84	32.44	47.09	56.89	63.55	63.95	65.91	66.89	67.82	69.20	65.26	64.95	63.54	54.86	47.80	62.28	65.00	44.60	33.93	23.31
MICHIGAN.HUB	27.46	26.85	25.06	25.85	28.75	48.39	51.23	57.65	64.48	64.83	66.81	67.34	68.14	69.77	65.73	65.81	64.38	55.60	48.46	63.12	65.86	45.18	36.16	24.82
MINN.HUB	22.04	19.51	18.75	16.60	16.09	16.91	50.28	68.90	79.13	69.22	77.88	89.69	87.15	86.25	81.30	74.22	71.53	71.29	59.00	69.96	69.05	64.98	37.04	24.42
Cleared(GW)	52.0	50.8	49.7	49.7	51.9	55.8	58.1	60.0	61.1	62.1	62.7	63.2	63.5	63.4	63.4	62.7	61.8	61.0	60.4	61.5	62.9	59.3	57.7	54.3



## Preliminary Real-Time Prices with Forecasted and Actual System Load

	HE1	HE2	HE3	HE4	HE5	HE6	HE7	HE8	HE9	HE10	HE11	HE12	HE13	HE14	HE15	HE16	HE17	HE18	HE19	HE20	HE21	HE22	HE23	HE24
CINERGY.HUB	21.87	22.34	20.08	20.45	24.33	81.60	67.73	76.35	52.17	51.96	65.63	87.42	75.01	60.30	31.28	48.77	47.00	27.38	26.92	61.44	42.10	87.85	20.99	17.50
FE.HUB	21.84	22.50	20.23	20.23	24.11	81.28	68.28	77.09	52.61	52.21	65.95	87.94	75.42	60.02	31.38	40.98	44.07	27.42	25.58	57.52	42.37	88.32	21.08	17.37
ILLINOIS.HUB	21.36	17.95	16.84	14.43	20.47	66.95	64.41	75.72	51.91	51.70	65.37	86.95	74.62	60.06	31.13	47.19	45.73	27.30	26.75	60.94	41.98	87.74	20.83	15.74
MICHIGAN.HUB	22.20	23.43	20.77	21.12	25.53	86.51	69.55	77.65	52.76	52.12	65.67	87.48	74.87	59.91	31.01	46.11	44.98	27.38	27.10	61.81	42.40	89.16	21.31	18.14
MINN.HUB	21.21	-10.73	7.33	10.25	11.34	35.46	67.18	81.09	55.52	54.62	69.59	93.03	79.40	63.76	32.68	48.69	47.20	28.38	27.33	61.77	43.44	92.36	20.82	-34.52
Forecasted(GW)	53.1	51.6	50.9	51.2	53.5	58.4	62.5	65.1	66.1	66.7	66.8	66.8	66.8	66.5	65.8	65.2	64.6	64.0	64.0	65.0	66.0	63.0	58.7	55.2
(RT) - (DA Load)	0.50	-0.20	-0.14	-0.12	-0.64	-0.09	1.89	3.40	3.71	3.68	3.57	3.21	3.06	2.99	2.24	2.45	2.52	2.58	2.47	1.82	2.37	3.70	0.24	-0.72



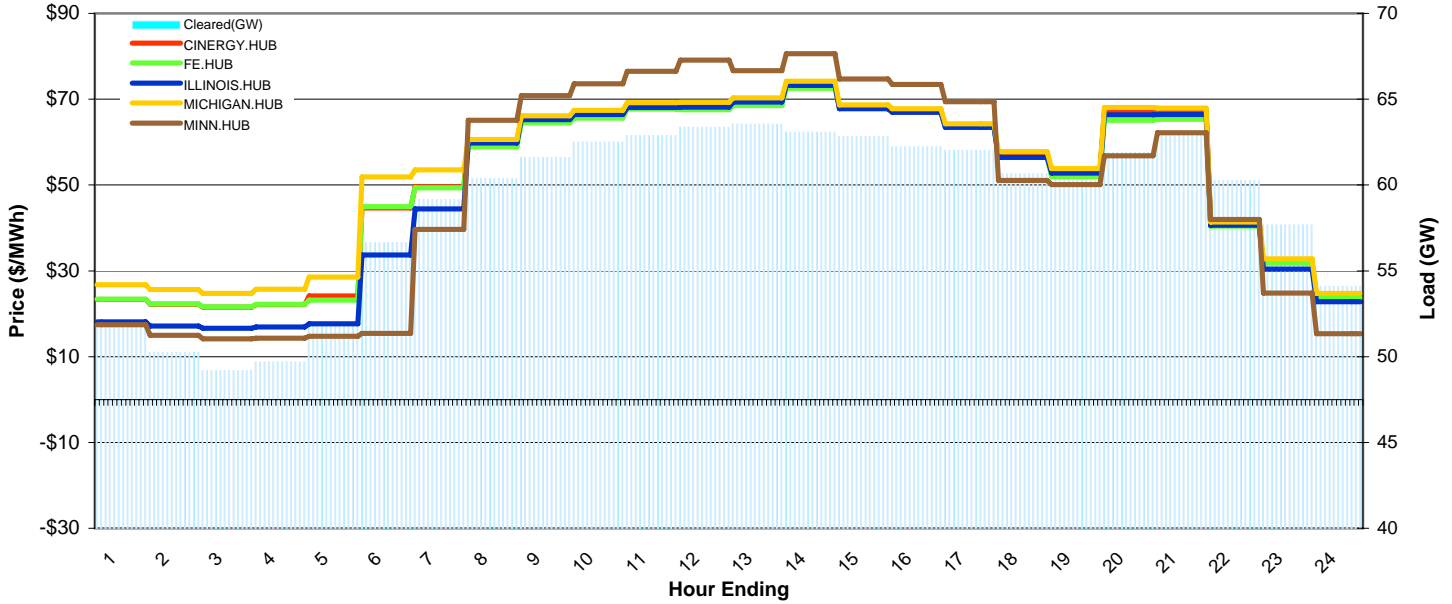
# MISO Hub Report

Delivery Day: Thursday, May 3, 2007

Price Color Codes: ≤0 ≥100 ≥200

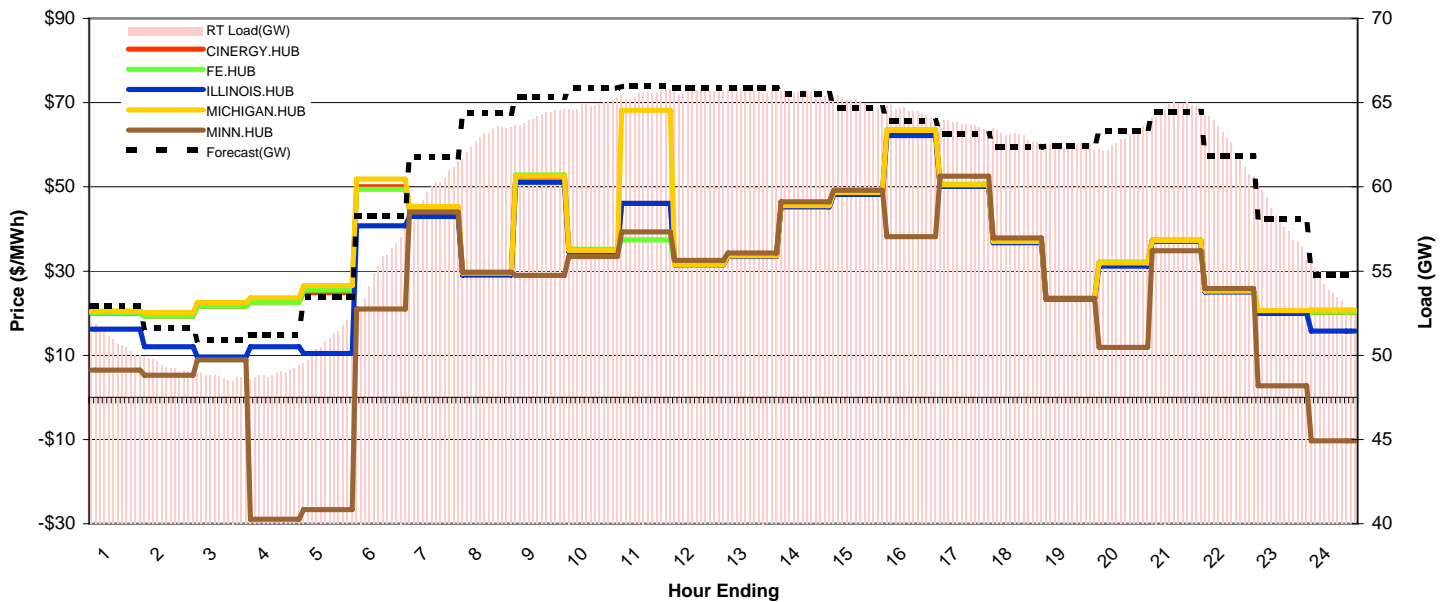
## Day-Ahead Prices and Cleared Load

	HE1	HE2	HE3	HE4	HE5	HE6	HE7	HE8	HE9	HE10	HE11	HE12	HE13	HE14	HE15	HE16	HE17	HE18	HE19	HE20	HE21	HE22	HE23	HE24
CINERGY.HUB	23.29	22.19	21.50	22.16	24.13	44.64	49.56	60.01	65.45	66.72	68.45	68.54	69.54	73.45	67.87	67.00	63.55	57.00	53.16	67.09	67.01	40.88	31.93	24.02
FE.HUB	23.38	22.29	21.60	22.21	23.20	44.92	49.37	58.89	64.49	65.61	67.68	67.57	68.53	72.56	68.31	67.43	63.60	56.41	51.95	65.08	65.34	40.37	31.79	23.65
ILLINOIS.HUB	18.13	17.13	16.64	16.91	17.67	33.67	44.43	59.83	65.23	66.40	68.10	68.13	69.37	73.22	67.80	66.94	63.44	56.43	52.76	66.35	66.44	40.60	30.44	22.78
MICHIGAN.HUB	26.77	25.61	24.77	25.70	28.51	51.92	53.50	60.63	66.12	67.41	69.16	69.26	70.29	74.21	68.67	67.79	64.27	57.77	53.84	68.07	67.89	41.36	32.79	24.73
MINN.HUB	17.47	14.96	14.16	14.31	14.73	15.45	39.68	65.08	70.80	73.57	76.51	79.10	76.66	80.61	74.71	73.47	69.41	51.05	50.13	56.84	62.21	41.95	24.83	15.36
Cleared(GW)	51.9	50.2	49.2	49.7	52.0	56.6	59.2	60.4	61.6	62.5	62.9	63.4	63.6	63.1	62.8	62.2	62.0	60.7	60.5	61.9	63.1	60.3	57.7	54.1



## Preliminary Real-Time Prices with Forecasted and Actual System Load

	HE1	HE2	HE3	HE4	HE5	HE6	HE7	HE8	HE9	HE10	HE11	HE12	HE13	HE14	HE15	HE16	HE17	HE18	HE19	HE20	HE21	HE22	HE23	HE24
CINERGY.HUB	19.94	19.34	21.70	22.64	24.89	50.04	44.60	29.25	52.39	34.85	46.08	31.57	33.56	45.38	48.38	63.21	50.41	37.01	23.49	32.01	37.29	25.15	20.34	20.19
FE.HUB	19.98	19.35	21.68	22.56	25.47	49.43	45.07	29.52	52.87	35.23	37.43	31.87	33.90	45.66	48.74	63.52	50.67	37.11	23.58	32.19	37.43	25.26	20.41	20.20
ILLINOIS.HUB	16.22	11.99	9.56	11.99	10.40	40.79	42.95	29.08	51.11	34.63	46.07	31.48	33.43	45.26	48.18	62.17	50.09	36.73	23.27	31.18	37.00	25.03	19.91	15.78
MICHIGAN.HUB	20.57	20.17	22.54	23.62	26.56	51.85	45.30	29.47	52.54	34.91	68.21	31.54	33.60	45.56	48.65	63.42	50.48	37.05	23.42	31.96	37.28	25.26	20.61	20.76
MINN.HUB	6.48	5.26	8.92	-28.93	-26.69	20.96	44.00	29.76	28.96	33.48	39.31	32.56	34.33	46.45	49.22	38.20	52.51	37.90	23.48	11.85	34.81	25.83	2.79	-10.29
Forecasted(GW)	52.9	51.6	50.9	51.2	53.4	58.3	61.8	64.4	65.3	65.9	66.0	65.9	65.9	65.5	64.7	63.9	63.1	62.4	62.4	63.3	64.5	61.8	58.1	54.8
(RT) - (DA Load)	-1.05	-0.89	-0.48	-0.78	-1.15	-1.46	0.62	2.57	2.56	2.38	2.64	2.29	2.17	2.48	2.23	2.24	1.66	2.35	1.96	0.96	1.57	2.30	0.24	-0.28



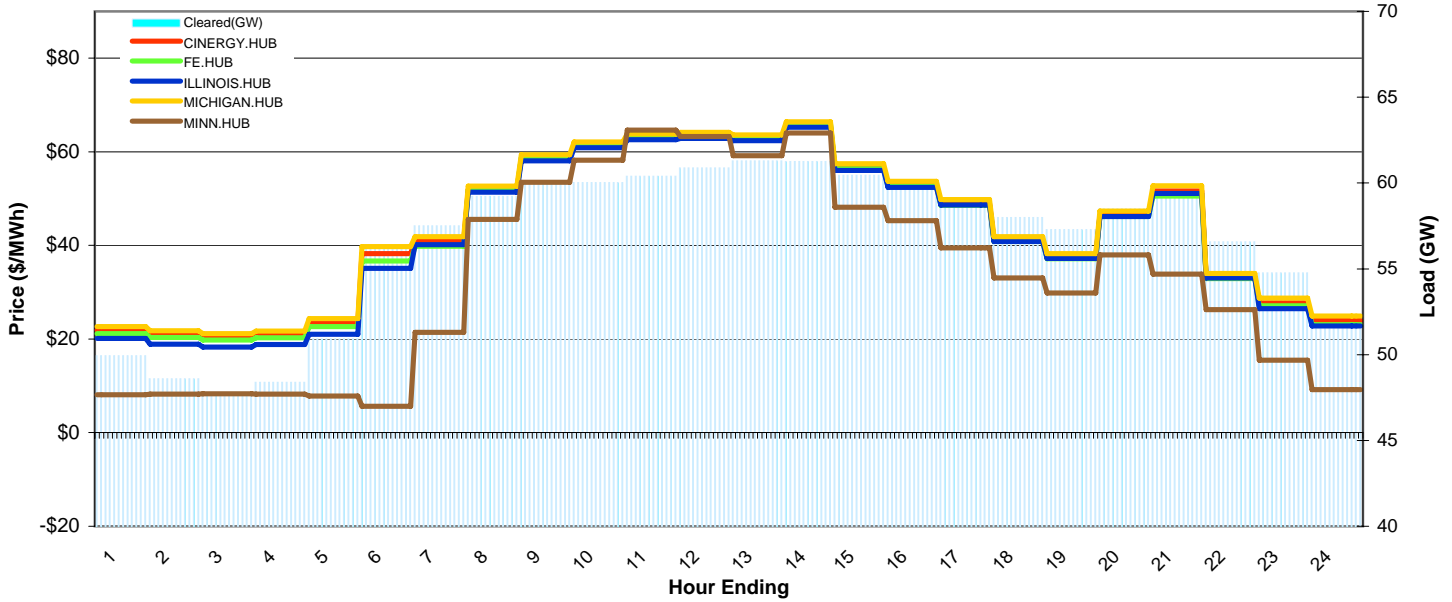
# MISO Hub Report

Delivery Day: Friday, May 4, 2007

Price Color Codes: <=0 >=100 >=200

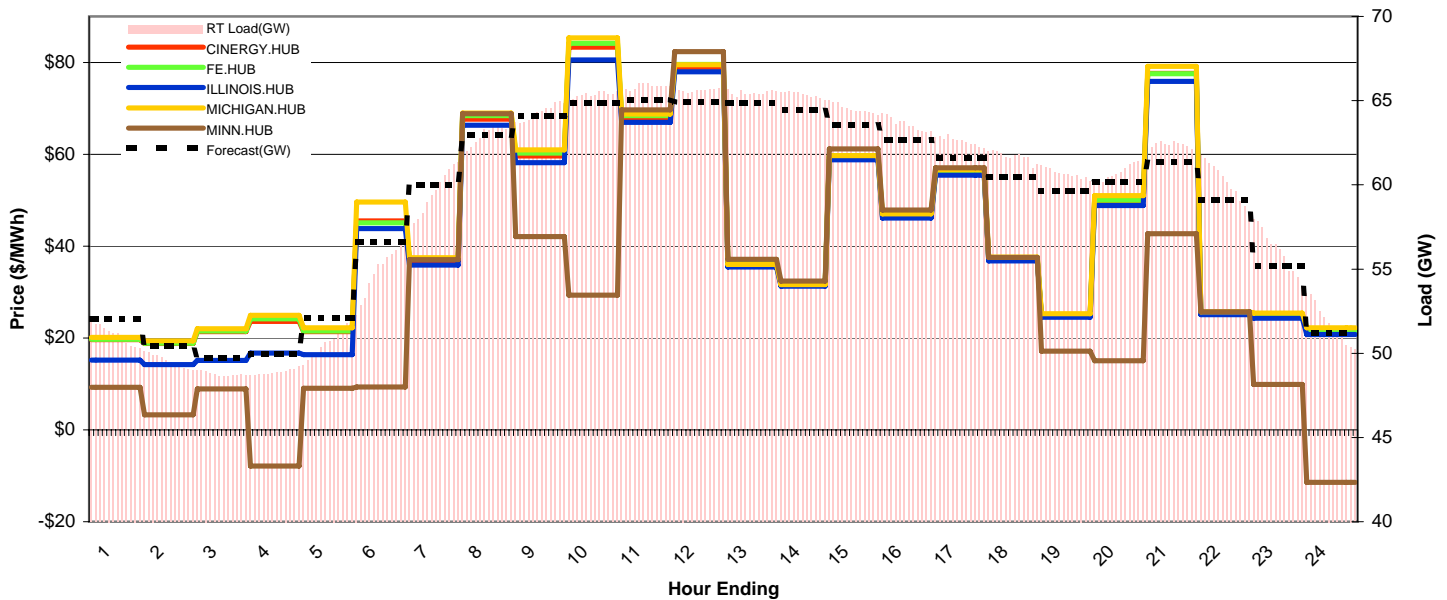
## Day-Ahead Prices and Cleared Load

	HE1	HE2	HE3	HE4	HE5	HE6	HE7	HE8	HE9	HE10	HE11	HE12	HE13	HE14	HE15	HE16	HE17	HE18	HE19	HE20	HE21	HE22	HE23	HE24
CINERGY.HUB	21.94	21.08	20.49	21.02	23.57	38.24	41.08	51.92	58.63	61.39	63.10	63.39	62.85	65.66	56.64	52.95	49.00	41.17	37.53	46.54	51.64	33.35	27.74	23.98
FE.HUB	21.13	20.34	19.80	20.29	22.64	36.67	39.83	51.75	58.83	61.60	63.49	63.71	63.02	66.03	56.35	52.70	48.57	40.82	37.18	46.20	50.58	32.91	27.09	23.08
ILLINOIS.HUB	20.16	18.93	18.31	18.81	21.00	35.10	40.13	51.40	58.04	60.91	62.57	62.85	62.38	65.26	56.04	52.40	48.62	40.85	37.23	46.19	51.09	33.05	26.46	22.81
MICHIGAN.HUB	22.69	21.80	21.18	21.73	24.39	39.78	41.90	52.64	59.40	62.14	63.85	64.14	63.63	66.44	57.44	53.69	49.82	41.89	38.22	47.34	52.76	33.98	28.72	24.94
MINN.HUB	8.12	8.23	8.32	8.24	7.85	5.64	21.42	45.54	53.52	58.21	64.65	63.29	59.20	64.00	48.18	45.28	39.45	33.05	29.82	38.00	33.88	26.31	15.47	9.20
Cleared(GW)	49.9	48.6	47.8	48.4	50.9	56.3	57.5	59.2	59.9	60.0	60.4	60.9	61.3	61.3	60.5	59.8	59.1	58.0	57.3	58.5	59.4	56.6	54.8	51.5



## Preliminary Real-Time Prices with Forecasted and Actual System Load

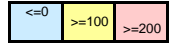
	HE1	HE2	HE3	HE4	HE5	HE6	HE7	HE8	HE9	HE10	HE11	HE12	HE13	HE14	HE15	HE16	HE17	HE18	HE19	HE20	HE21	HE22	HE23	HE24
CINERGY.HUB	19.66	18.79	21.39	23.63	21.39	45.46	36.77	67.63	59.60	83.32	67.78	78.93	35.84	31.52	59.32	46.47	55.73	36.94	24.77	49.95	77.59	25.23	24.85	21.53
FE.HUB	19.69	18.85	21.51	24.18	21.55	45.08	37.17	68.43	60.22	84.12	68.42	79.55	36.20	31.81	59.70	46.66	55.97	37.06	24.84	50.01	77.53	25.24	24.79	21.45
ILLINOIS.HUB	15.19	14.20	15.08	16.68	16.37	43.83	35.84	66.33	58.19	80.53	66.94	77.94	35.42	31.28	58.80	46.13	55.48	36.80	24.53	48.80	75.83	25.08	24.34	20.77
MICHIGAN.HUB	20.11	19.34	22.02	24.90	22.21	49.58	37.50	68.99	60.97	85.34	68.75	79.49	35.99	31.60	59.71	47.04	56.64	37.63	25.29	50.99	79.10	25.69	25.42	22.22
MINN.HUB	9.26	3.27	8.89	-7.89	9.03	9.33	37.05	68.84	42.08	29.34	69.68	82.35	37.14	32.40	61.19	47.84	57.05	37.54	17.14	15.02	42.67	25.69	9.86	-11.42
Forecasted(GW)	52.0	50.4	49.8	50.0	52.1	56.6	60.0	62.9	64.1	64.8	65.1	64.9	64.8	64.4	63.6	62.7	61.6	60.5	59.6	60.2	61.3	59.1	55.2	51.2
(RT) - (DA Load)	1.16	0.95	1.01	0.47	-0.32	-1.40	1.93	3.69	4.37	5.30	5.41	4.74	4.14	4.07	4.05	3.77	3.45	3.68	3.37	2.30	2.96	3.64	1.32	0.29



# MISO Hub Report

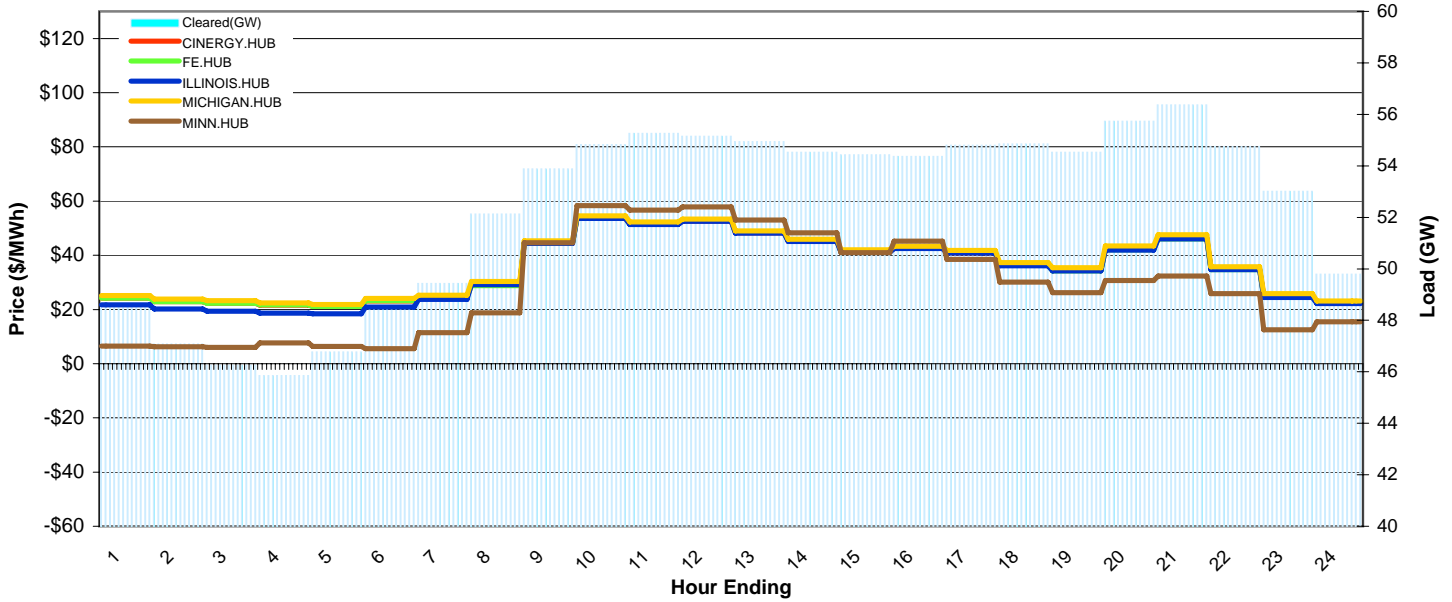
Delivery Day: Saturday, May 5, 2007

Price Color Codes:



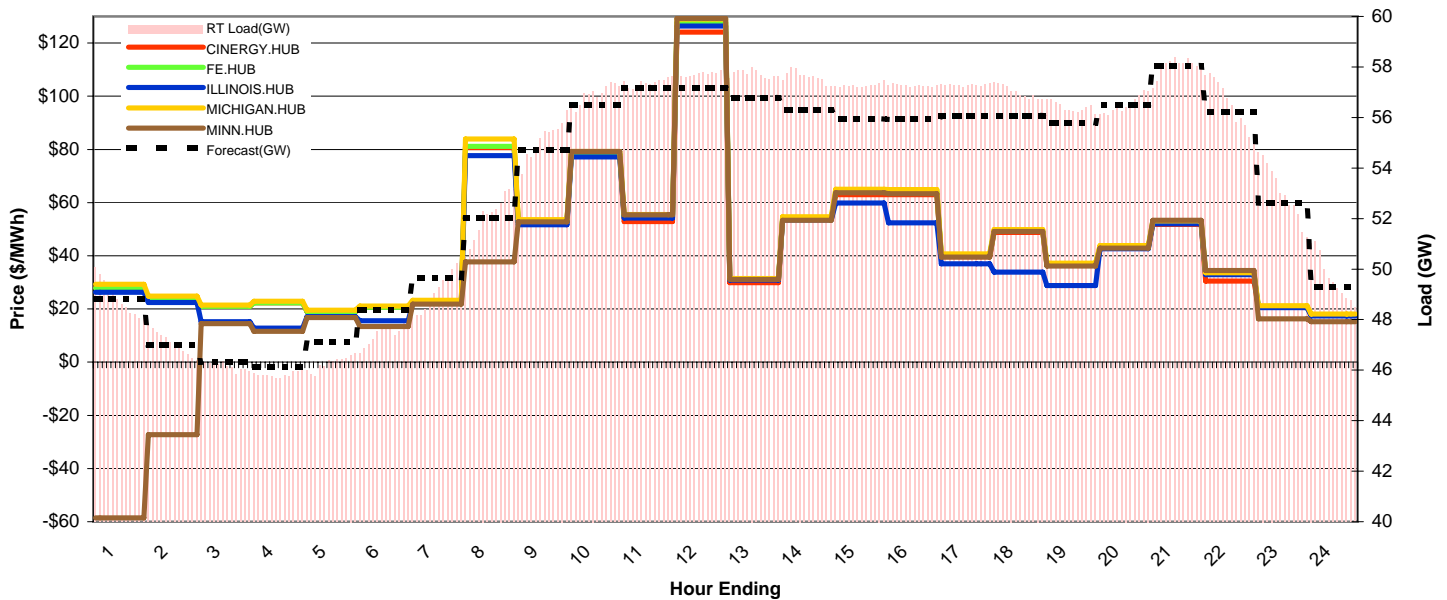
## Day-Ahead Prices and Cleared Load

	HE1	HE2	HE3	HE4	HE5	HE6	HE7	HE8	HE9	HE10	HE11	HE12	HE13	HE14	HE15	HE16	HE17	HE18	HE19	HE20	HE21	HE22	HE23	HE24
CINERGY.HUB	24.16	22.94	22.35	21.64	21.12	23.16	24.34	29.41	44.50	53.73	51.53	52.67	48.28	45.22	41.22	42.66	40.99	36.42	34.46	42.29	46.45	35.00	25.00	22.55
FE.HUB	24.14	22.92	22.36	21.71	21.09	23.20	24.38	28.82	44.51	53.99	51.78	52.92	48.51	45.36	41.18	42.80	41.09	36.31	34.25	41.97	46.04	34.74	24.79	22.50
ILLINOIS.HUB	21.74	20.23	19.40	18.62	18.35	20.87	23.72	29.17	44.35	53.61	51.41	52.55	48.17	45.10	41.07	42.55	40.80	36.18	34.20	41.96	46.08	34.75	24.45	22.13
MICHIGAN.HUB	25.12	23.82	23.20	22.40	21.88	24.12	25.22	30.39	45.33	54.54	52.25	53.41	48.96	45.91	41.98	43.35	41.82	37.31	35.38	43.42	47.61	35.78	25.87	23.19
MINN.HUB	6.54	6.25	6.06	7.63	6.40	5.50	11.40	18.72	44.59	58.34	56.61	57.82	52.97	48.33	40.95	45.19	38.43	30.06	26.15	30.73	32.32	25.85	12.55	15.41
Cleared(GW)	48.6	47.1	46.3	45.9	46.8	48.5	49.4	52.1	53.9	54.8	55.3	55.2	54.9	54.5	54.4	54.4	54.8	54.9	54.5	55.7	56.4	54.8	53.0	49.8



## Preliminary Real-Time Prices with Forecasted and Actual System Load

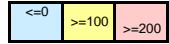
	HE1	HE2	HE3	HE4	HE5	HE6	HE7	HE8	HE9	HE10	HE11	HE12	HE13	HE14	HE15	HE16	HE17	HE18	HE19	HE20	HE21	HE22	HE23	HE24
CINERGY.HUB	28.07	23.96	20.95	22.26	18.91	20.63	22.70	80.65	52.56	78.15	52.92	124.15	29.83	53.66	62.99	62.95	39.65	48.76	36.47	43.24	51.82	30.43	20.68	17.71
FE.HUB	27.89	23.85	20.95	22.29	19.01	20.66	22.74	81.10	52.75	78.36	54.84	127.71	31.18	54.02	64.23	64.18	40.30	49.31	36.75	43.48	52.72	33.14	20.79	17.71
ILLINOIS.HUB	26.24	22.37	15.25	12.75	17.16	15.59	22.08	77.60	51.64	77.16	54.18	126.34	30.82	53.42	59.85	52.34	36.97	33.84	28.79	42.67	52.06	32.87	20.45	17.34
MICHIGAN.HUB	29.26	24.86	21.49	22.86	19.48	21.16	23.29	83.94	53.65	79.26	55.49	128.98	31.40	54.67	65.01	64.85	40.74	49.81	37.20	43.85	53.16	33.63	21.22	18.11
MINN.HUB	-58.54	-27.33	14.46	11.58	16.80	13.46	21.88	37.67	52.78	79.21	55.45	129.22	31.09	53.32	63.73	63.35	39.53	49.08	36.20	42.83	53.36	34.42	16.27	15.22
Forecasted(GW)	48.8	47.0	46.3	46.1	47.1	48.4	49.7	52.0	54.7	56.5	57.2	57.2	56.8	56.3	55.9	55.9	56.0	56.1	55.8	56.5	58.0	56.2	52.6	49.3
(RT) - (DA Load)	0.20	-0.01	-0.09	-0.04	-0.51	-1.06	-0.30	-0.05	1.11	2.07	2.11	2.54	2.77	3.07	2.83	2.89	2.47	2.15	1.87	0.75	1.62	1.77	0.03	-0.14



# MISO Hub Report

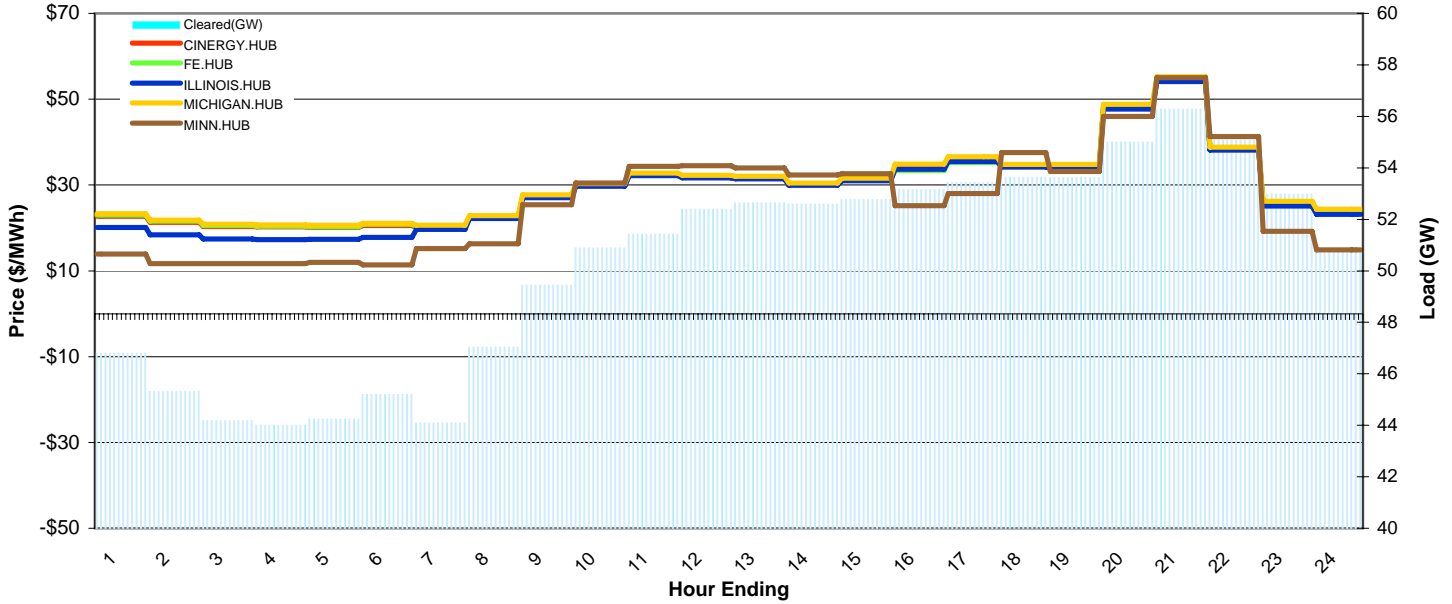
Delivery Day: Sunday, May 6, 2007

Price Color Codes:



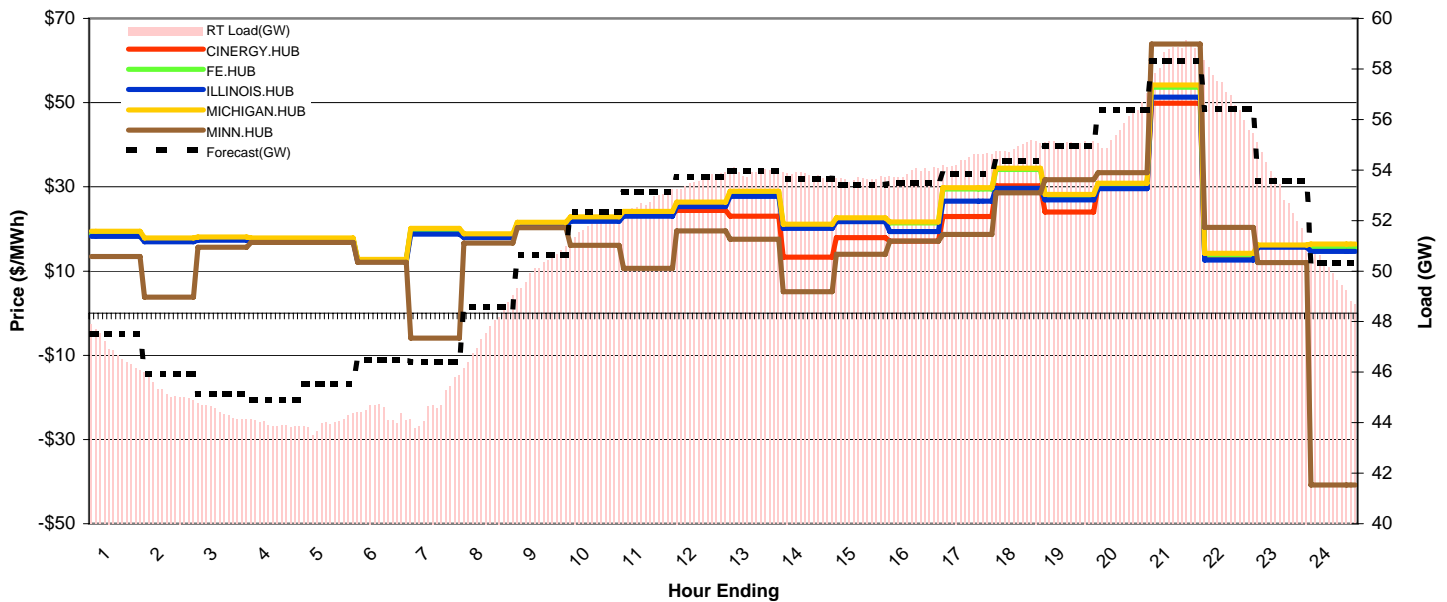
## Day-Ahead Prices and Cleared Load

	HE1	HE2	HE3	HE4	HE5	HE6	HE7	HE8	HE9	HE10	HE11	HE12	HE13	HE14	HE15	HE16	HE17	HE18	HE19	HE20	HE21	HE22	HE23	HE24
CINERGY.HUB	22.72	21.29	20.35	20.22	20.09	20.53	20.14	22.37	27.15	29.82	32.29	31.77	31.53	30.00	31.05	33.91	35.69	34.30	34.22	47.94	54.35	38.26	25.56	23.67
FE.HUB	23.05	21.61	20.58	20.43	20.29	20.83	20.34	22.52	27.34	29.99	32.45	31.92	31.68	30.15	31.22	33.39	35.22	34.47	34.47	48.29	54.70	38.47	25.94	24.07
ILLINOIS.HUB	20.07	18.37	17.41	17.29	17.37	17.82	19.67	22.20	27.03	29.72	32.21	31.69	31.45	29.93	30.96	33.68	35.46	34.22	34.07	47.71	54.14	38.16	25.09	23.19
MICHIGAN.HUB	23.29	21.85	20.86	20.73	20.61	21.10	20.66	22.85	27.75	30.32	32.82	32.25	32.02	30.47	31.56	34.84	36.61	34.82	34.83	48.79	55.23	38.80	26.19	24.34
MINN.HUB	13.91	11.67	11.70	11.70	12.01	11.38	15.15	16.31	25.37	30.49	34.36	34.47	34.00	32.35	32.60	25.17	27.99	37.56	33.15	46.02	55.04	41.27	19.24	14.89
Cleared(GW)	46.8	45.3	44.2	44.0	44.2	45.2	44.1	47.0	49.5	50.9	51.4	52.4	52.6	52.8	53.2	53.4	53.6	53.6	55.0	56.3	55.1	53.0	50.8	



## Preliminary Real-Time Prices with Forecasted and Actual System Load

	HE1	HE2	HE3	HE4	HE5	HE6	HE7	HE8	HE9	HE10	HE11	HE12	HE13	HE14	HE15	HE16	HE17	HE18	HE19	HE20	HE21	HE22	HE23	HE24
CINERGY.HUB	18.67	17.48	17.75	17.54	17.55	12.57	19.61	18.45	21.20	22.39	23.55	24.38	23.05	13.32	17.92	17.13	22.99	30.22	24.00	30.36	49.88	13.64	15.98	15.70
FE.HUB	18.73	17.55	17.86	17.65	17.67	12.65	19.74	18.61	21.33	22.56	23.75	26.04	28.55	20.75	22.34	21.43	29.46	34.13	27.81	30.55	53.63	13.86	16.04	15.67
ILLINOIS.HUB	18.25	16.95	17.31	17.10	17.09	12.25	18.81	17.91	20.57	21.81	23.01	25.31	27.76	20.15	21.73	19.41	26.63	29.65	26.90	29.55	51.28	12.64	15.64	14.65
MICHIGAN.HUB	19.46	17.88	18.09	17.87	17.90	12.78	20.14	18.85	21.61	22.91	24.17	26.36	28.96	21.14	22.65	21.66	29.80	34.40	28.20	30.83	54.20	14.23	16.22	16.40
MINN.HUB	13.47	3.81	15.68	16.80	16.78	12.11	-5.92	16.64	20.30	16.10	10.66	19.54	17.58	5.10	13.98	17.12	18.68	28.59	31.69	33.39	63.90	20.38	12.02	-40.77
Forecasted(GW)	47.5	45.9	45.1	44.9	45.5	46.5	46.4	48.6	50.6	52.3	53.1	53.7	54.0	53.6	53.4	53.5	53.9	54.4	54.9	56.4	58.3	56.4	53.6	50.3
(RT) - (DA Load)	0.04	-0.05	0.23	-0.08	-0.28	-0.81	0.63	0.57	0.73	0.93	1.33	1.19	1.28	1.19	0.89	0.74	0.99	1.28	1.46	0.77	2.30	1.86	0.15	-0.97



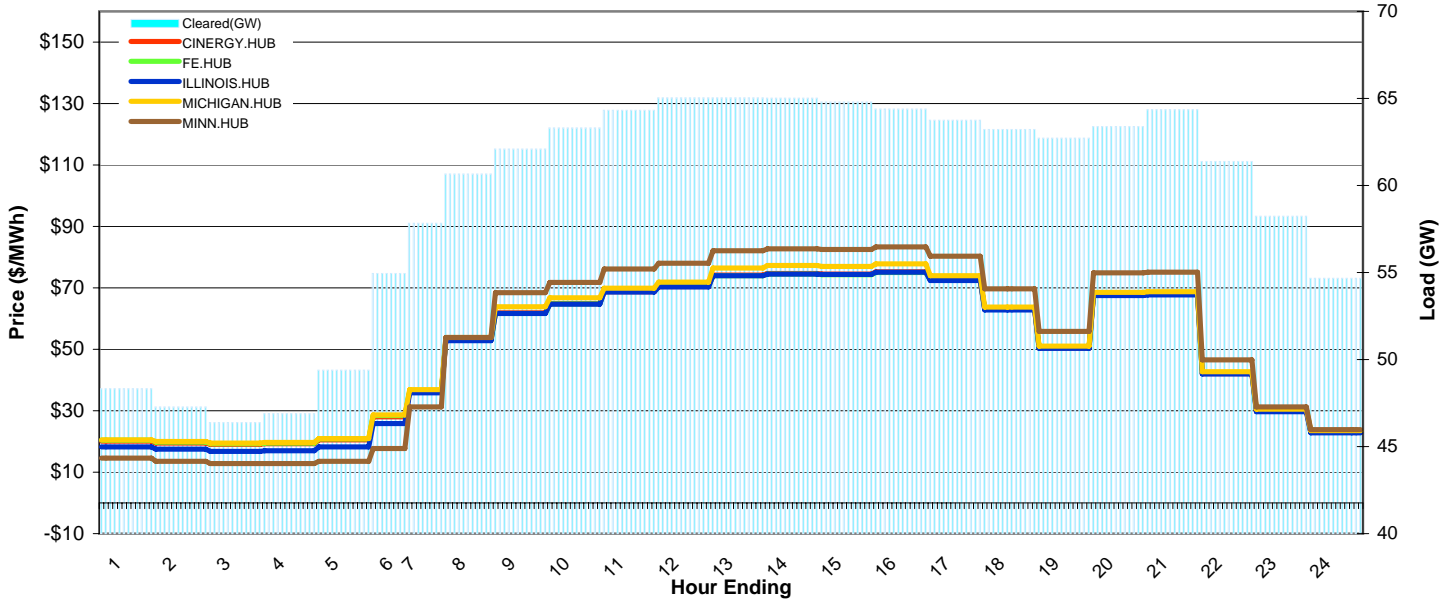
# MISO Hub Report

Delivery Day: Monday, May 7, 2007

Price Color Codes: ≤0 ≥100 ≥200

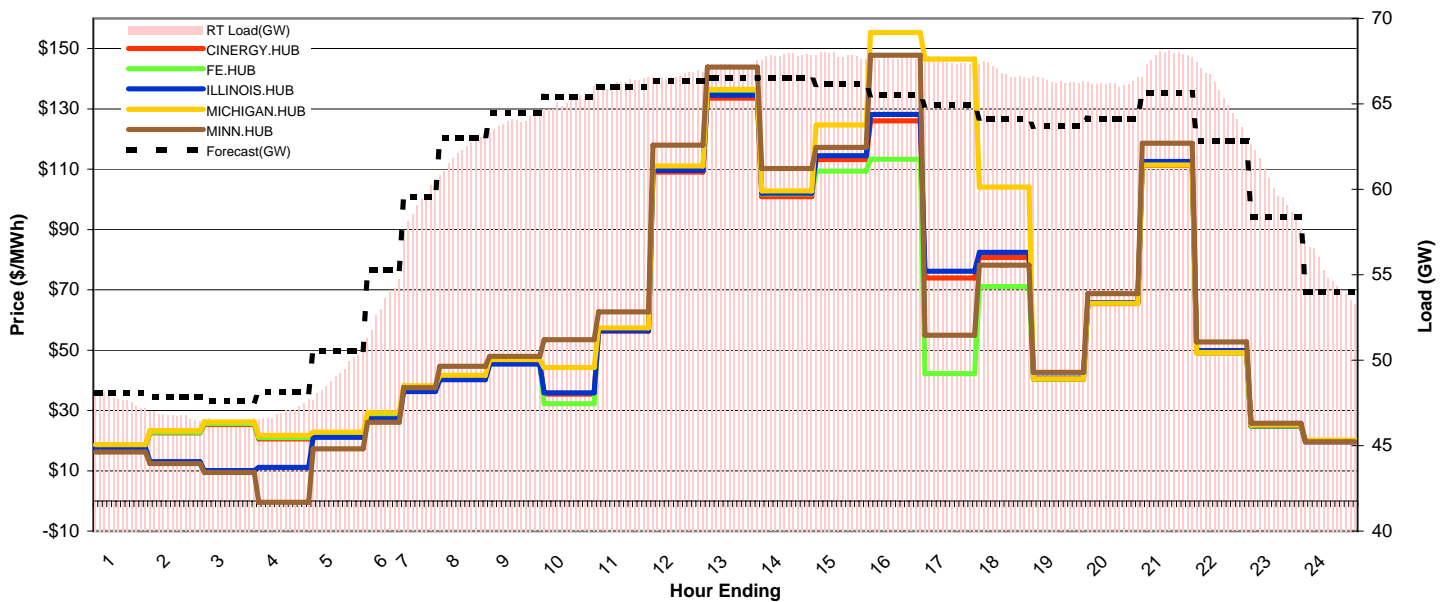
## Day-Ahead Prices and Cleared Load

	HE1	HE2	HE3	HE4	HE5	HE6	HE7	HE8	HE9	HE10	HE11	HE12	HE13	HE14	HE15	HE16	HE17	HE18	HE19	HE20	HE21	HE22	HE23	HE24
CINERGY.HUB	20.11	19.53	19.03	19.24	20.51	27.98	36.13	53.00	61.86	64.87	68.79	70.45	74.13	74.70	74.53	75.25	72.60	62.97	50.42	67.68	67.88	42.11	30.08	23.13
FE.HUB	20.37	19.80	19.32	19.53	20.79	28.39	36.44	52.94	61.69	64.78	69.05	70.58	73.95	74.43	74.31	74.97	72.76	63.27	50.66	68.01	68.20	42.31	30.37	23.35
ILLINOIS.HUB	18.27	17.52	16.73	16.94	18.23	25.88	35.86	53.83	63.86	66.76	69.86	71.89	76.44	77.27	76.93	77.83	74.00	63.79	51.08	68.57	68.77	42.66	30.53	23.49
MICHIGAN.HUB	20.53	19.95	19.44	19.66	20.96	28.65	36.84	53.83	63.86	66.76	69.86	71.89	76.44	77.27	76.93	77.83	74.00	63.79	51.08	68.57	68.77	42.66	30.53	23.49
MINN.HUB	14.56	13.58	12.78	12.77	13.49	17.73	31.21	53.87	68.48	71.81	76.14	77.98	82.06	82.70	82.51	83.30	80.36	69.69	55.81	74.91	75.13	46.61	31.20	23.84
Cleared(GW)	48.3	47.3	46.4	46.9	49.4	54.9	57.8	60.7	62.1	63.3	64.3	65.0	65.0	65.0	64.8	64.4	63.8	63.2	62.7	63.4	64.4	61.4	58.2	54.7



## Preliminary Real-Time Prices with Forecasted and Actual System Load

	HE1	HE2	HE3	HE4	HE5	HE6	HE7	HE8	HE9	HE10	HE11	HE12	HE13	HE14	HE15	HE16	HE17	HE18	HE19	HE20	HE21	HE22	HE23	HE24
CINERGY.HUB	18.17	22.54	25.38	20.57	21.63	28.17	37.13	40.60	45.62	35.46	56.31	109.06	133.58	100.91	113.25	126.03	73.92	80.70	40.35	65.43	111.34	49.11	24.77	19.76
FE.HUB	18.29	22.74	25.63	21.00	21.75	28.39	37.51	41.03	46.01	32.22	56.94	110.33	135.16	101.80	109.34	113.34	42.21	71.04	40.44	65.62	111.68	49.15	24.80	19.81
ILLINOIS.HUB	17.70	13.03	10.05	11.13	21.12	27.28	36.32	40.24	45.42	35.82	56.44	109.57	134.53	102.04	114.47	128.14	76.12	82.38	40.77	65.79	112.59	49.82	24.88	19.63
MICHIGAN.HUB	18.69	23.27	26.23	21.68	22.80	29.23	38.23	41.69	46.83	44.23	57.42	111.07	136.41	102.79	124.70	155.31	146.49	104.04	40.50	65.55	111.36	49.26	25.17	20.17
MINN.HUB	16.26	12.35	9.45	-0.42	17.30	26.11	37.57	44.61	47.96	53.51	62.72	117.94	143.92	110.25	117.25	147.76	54.95	78.16	42.67	68.79	118.62	52.76	25.74	19.60
Forecasted(GW)	48.1	47.9	47.6	48.1	50.6	55.3	59.6	63.0	64.4	65.4	66.0	66.3	66.5	66.5	66.1	65.5	64.9	64.1	63.7	64.1	65.7	62.8	58.4	54.0
(RT) - (DA Load)	-0.60	-0.52	0.11	0.11	-0.20	-1.77	1.29	1.53	1.90	1.89	1.92	1.64	2.25	2.82	3.04	3.32	3.75	3.69	3.63	2.83	3.41	4.08	1.93	0.35



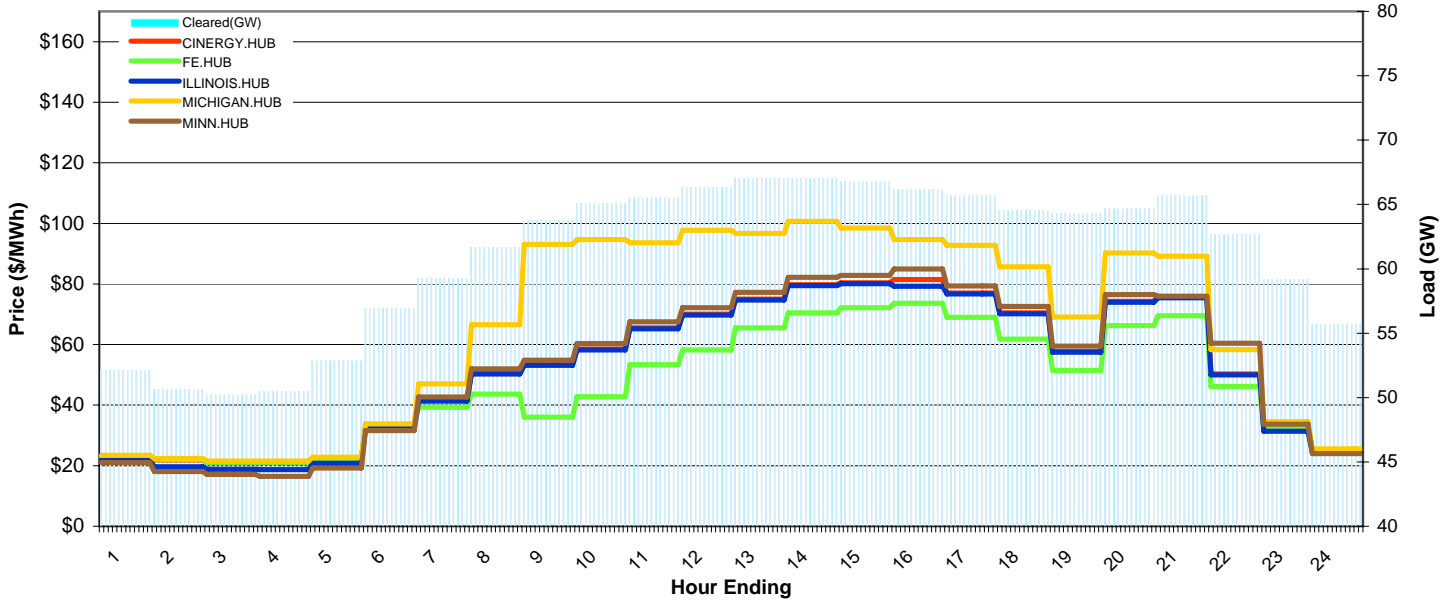
# MISO Hub Report

Delivery Day: Tuesday, May 8, 2007

Price Color Codes: ≤0 ≥100 ≥200

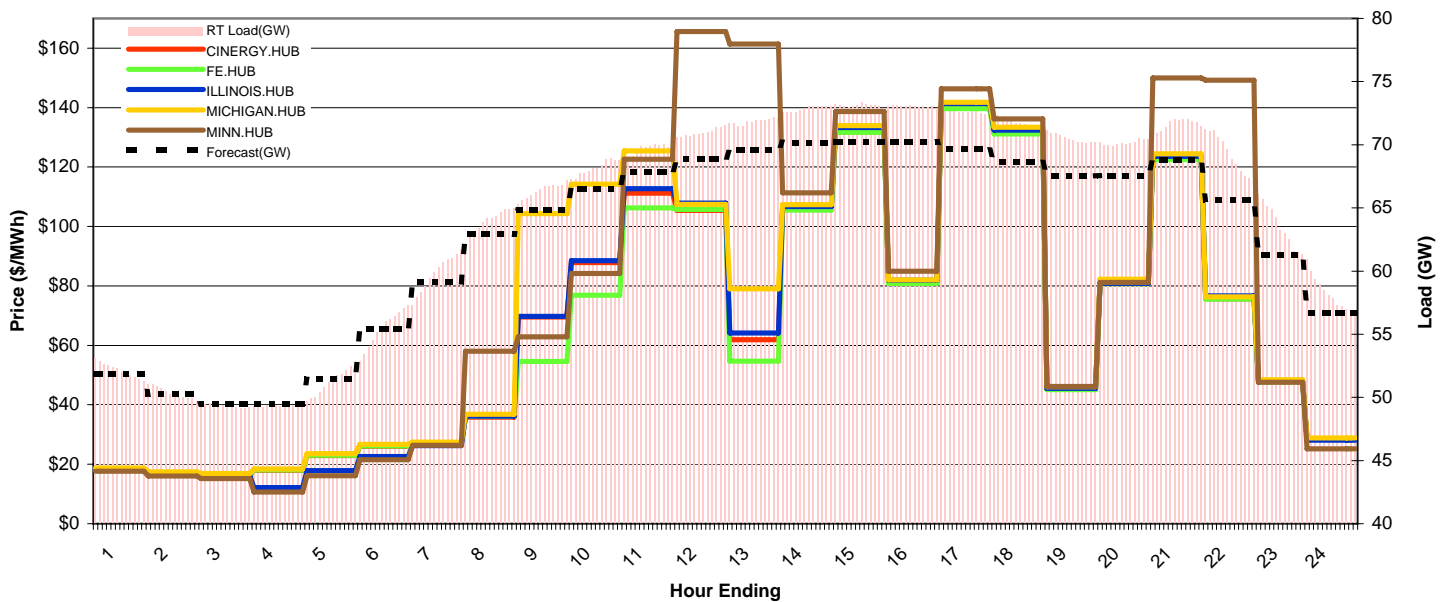
## Day-Ahead Prices and Cleared Load

	HE1	HE2	HE3	HE4	HE5	HE6	HE7	HE8	HE9	HE10	HE11	HE12	HE13	HE14	HE15	HE16	HE17	HE18	HE19	HE20	HE21	HE22	HE23	HE24
CINERGY.HUB	22.88	21.90	21.02	21.05	22.30	33.03	41.47	50.45	53.39	58.52	65.46	70.05	75.00	79.82	80.41	81.46	77.00	70.49	57.71	74.25	75.80	50.30	32.46	24.92
FE.HUB	23.00	22.02	21.14	21.16	22.42	33.21	39.30	43.64	36.06	42.76	53.36	58.26	65.54	70.49	72.13	73.62	69.01	61.82	51.49	66.25	69.53	46.21	32.34	25.06
ILLINOIS.HUB	21.78	19.66	18.78	18.66	20.81	32.19	41.30	50.24	53.15	58.26	65.18	69.75	74.69	79.49	80.08	79.29	76.67	70.20	57.47	73.94	75.49	49.94	31.38	24.30
MICHIGAN.HUB	23.44	22.43	21.53	21.56	22.85	33.84	46.99	66.61	93.07	94.72	93.62	97.70	96.71	100.67	98.44	94.72	92.80	85.73	69.07	90.23	89.15	58.27	34.53	25.53
MINN.HUB	21.06	18.03	17.14	16.45	19.20	31.54	42.65	51.99	54.81	60.36	67.48	72.20	77.28	82.24	82.84	85.00	79.31	72.61	59.45	76.49	76.01	60.39	33.71	23.97
Cleared(GW)	52.1	50.7	50.2	50.5	52.9	56.9	59.2	61.7	63.7	65.1	65.5	66.3	67.0	67.0	66.8	66.2	65.7	64.6	64.3	64.7	65.7	62.7	59.2	55.7



## Preliminary Real-Time Prices with Forecasted and Actual System Load

	HE1	HE2	HE3	HE4	HE5	HE6	HE7	HE8	HE9	HE10	HE11	HE12	HE13	HE14	HE15	HE16	HE17	HE18	HE19	HE20	HE21	HE22	HE23	HE24
CINERGY.HUB	18.43	17.08	16.51	18.02	22.97	26.01	26.68	35.88	69.56	87.80	111.25	105.42	61.93	105.88	131.76	81.04	140.20	131.65	45.35	80.91	122.94	75.71	48.00	28.43
FE.HUB	18.46	17.13	16.56	18.09	23.03	26.12	26.84	36.10	54.54	76.90	106.30	105.77	54.73	105.56	131.71	80.90	139.68	131.16	45.13	80.76	122.56	75.56	47.68	28.27
ILLINOIS.HUB	18.25	16.89	16.19	12.14	17.87	22.65	26.28	36.21	69.79	88.46	112.77	107.83	64.19	106.65	133.32	81.96	141.34	132.46	45.54	80.85	123.63	76.65	47.90	28.13
MICHIGAN.HUB	18.78	17.39	16.86	18.42	23.56	26.68	27.47	36.80	104.30	114.20	125.48	107.42	78.98	107.38	133.88	82.06	141.76	133.36	46.04	82.22	124.41	76.29	48.48	28.83
MINN.HUB	17.70	16.04	15.18	10.70	16.16	21.48	26.42	58.08	62.83	84.16	122.59	165.58	161.36	111.33	138.69	84.98	146.34	136.18	46.18	81.13	150.01	149.25	47.57	25.18
Forecasted(GW)	51.9	50.2	49.4	49.5	51.4	55.4	59.1	62.9	64.9	66.5	67.8	68.9	69.6	70.2	70.3	70.2	69.6	68.6	67.5	67.6	68.8	65.7	61.3	56.7
(RT) - (DA Load)	0.03	-0.32	-0.85	-1.14	-1.66	-1.48	0.57	2.29	2.62	3.06	4.19	4.63	4.81	5.84	6.34	6.89	7.05	7.16	6.17	5.51	5.93	6.54	4.41	2.50

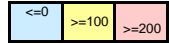




# MISO Hub Report

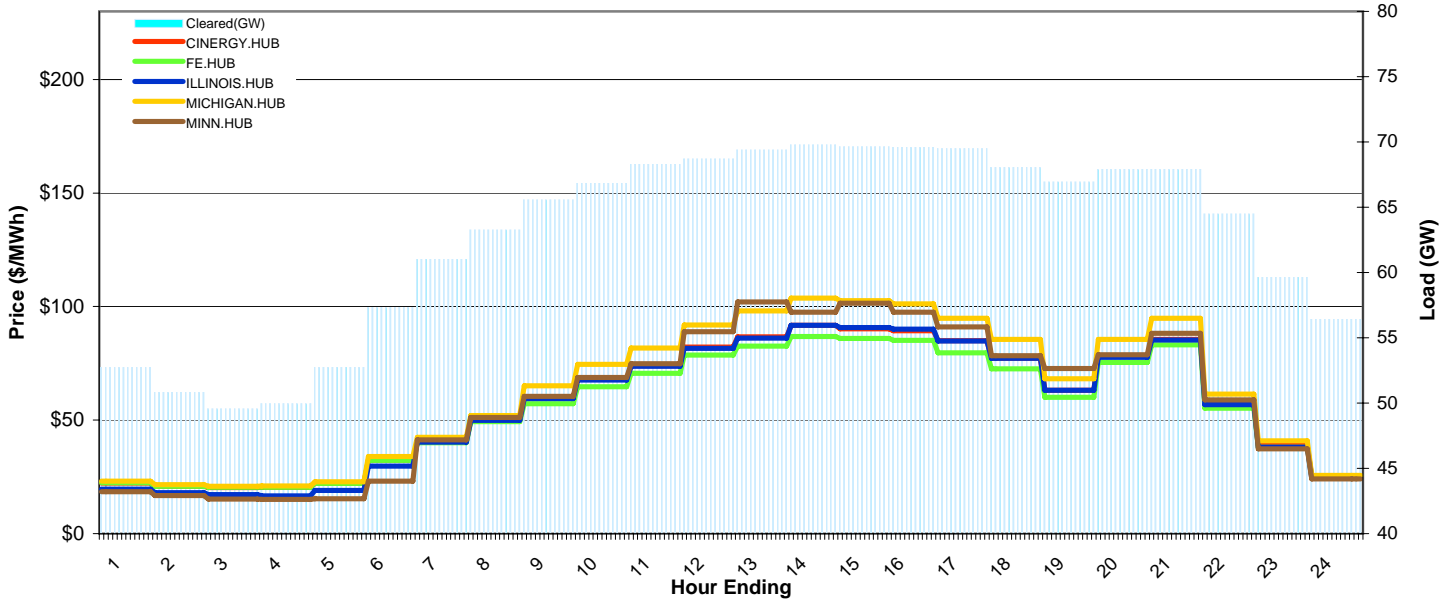
Delivery Day: Wednesday, May 9, 2007

Price Color Codes:



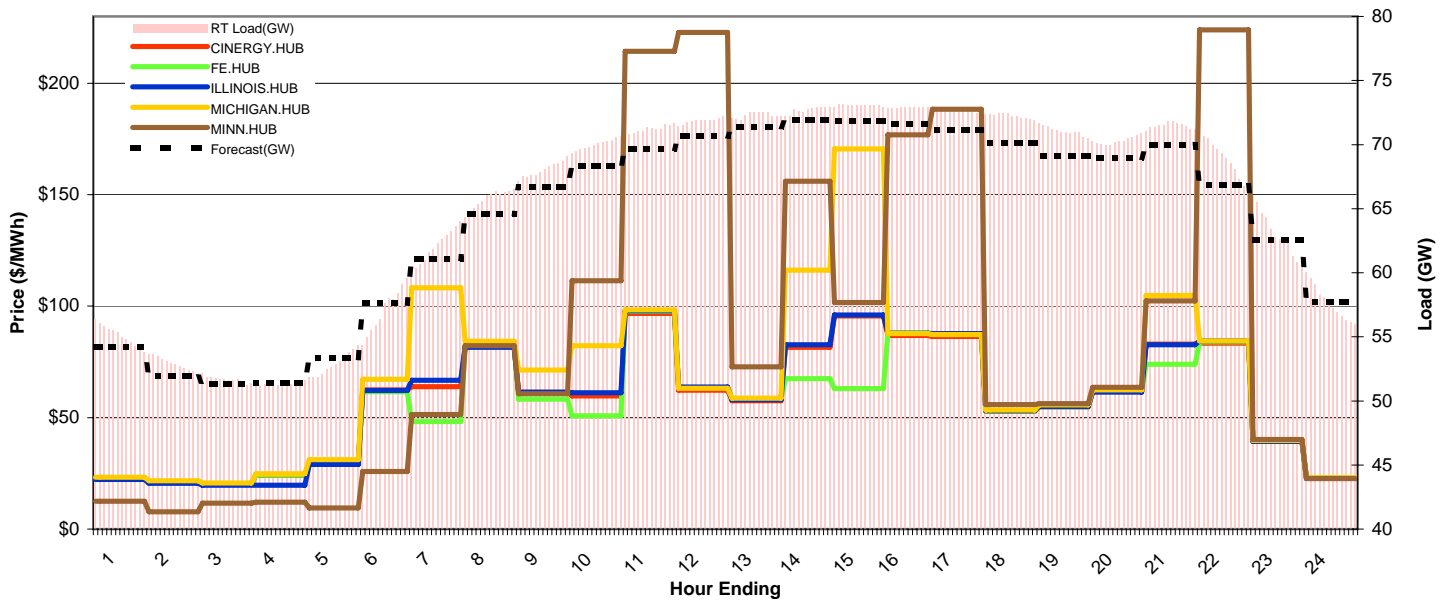
## Day-Ahead Prices and Cleared Load

	HE1	HE2	HE3	HE4	HE5	HE6	HE7	HE8	HE9	HE10	HE11	HE12	HE13	HE14	HE15	HE16	HE17	HE18	HE19	HE20	HE21	HE22	HE23	HE24
CINERGY.HUB	22.31	20.82	20.30	20.41	22.06	32.35	40.43	50.05	59.74	67.91	73.99	82.17	86.63	91.81	90.21	89.32	85.00	77.28	63.16	78.03	85.56	57.03	38.89	25.08
FE.HUB	22.34	20.87	20.39	20.50	22.11	32.24	40.04	49.37	57.27	64.73	70.58	78.64	82.61	86.86	85.98	85.09	79.64	72.57	60.10	75.45	83.16	55.29	38.11	25.22
ILLINOIS.HUB	19.59	17.98	17.23	16.62	19.03	29.72	40.26	49.84	59.49	67.62	73.68	81.65	86.09	91.72	90.79	90.01	84.87	77.24	63.18	77.70	85.25	56.79	38.06	24.45
MICHIGAN.HUB	23.13	21.50	20.83	20.99	22.78	34.00	42.41	51.97	65.14	74.55	81.67	91.93	98.02	103.67	102.66	101.21	94.84	85.61	68.21	85.56	94.85	61.43	40.88	25.69
MINN.HUB	18.43	16.81	15.21	15.13	15.32	23.05	41.29	51.22	60.53	68.71	74.77	88.88	102.09	97.47	101.43	97.46	91.00	78.34	72.70	78.84	88.17	58.86	37.36	24.12
Cleared(GW)	52.7	50.8	49.6	49.9	52.7	57.3	61.0	63.3	65.6	66.8	68.3	68.7	69.4	69.8	69.6	69.6	69.5	68.0	66.9	67.9	67.9	64.5	59.6	56.4



## Preliminary Real-Time Prices with Forecasted and Actual System Load

	HE1	HE2	HE3	HE4	HE5	HE6	HE7	HE8	HE9	HE10	HE11	HE12	HE13	HE14	HE15	HE16	HE17	HE18	HE19	HE20	HE21	HE22	HE23	HE24
CINERGY.HUB	22.82	21.19	20.12	24.18	29.74	62.50	63.88	82.16	61.34	59.71	96.70	62.29	57.62	81.56	95.58	86.88	86.48	52.87	54.81	61.72	82.96	83.45	39.38	22.87
FE.HUB	22.69	21.14	20.10	24.20	29.41	61.59	48.20	82.40	58.31	50.82	97.58	63.44	58.34	67.52	63.09	87.99	87.29	52.98	54.82	61.86	73.93	84.05	39.28	22.79
ILLINOIS.HUB	22.25	20.50	19.61	19.71	28.94	62.15	66.81	81.49	61.39	61.10	97.96	63.80	57.99	82.75	96.11	87.82	87.67	53.19	54.99	61.48	82.76	84.40	39.28	22.66
MICHIGAN.HUB	23.31	21.71	20.66	24.86	31.14	67.13	108.29	84.21	71.29	82.23	98.37	63.22	58.76	116.20	170.54	87.78	87.29	53.45	55.66	62.41	104.81	84.45	39.72	23.05
MINN.HUB	12.45	7.80	11.58	12.09	9.48	25.81	51.45	82.21	60.79	111.35	214.40	222.86	72.78	156.02	101.62	176.94	188.34	55.84	56.25	63.55	102.30	224.01	40.21	22.64
Forecasted(GW)	54.2	51.9	51.3	51.4	53.3	57.6	61.1	64.6	66.7	68.3	69.7	70.7	71.4	71.9	71.9	71.6	71.1	70.1	69.1	69.0	70.0	66.9	62.6	57.7
(RT) - (DA Load)	2.37	2.09	2.12	1.39	0.09	-0.28	0.94	2.45	2.44	3.14	2.86	3.14	2.87	2.91	3.41	3.32	3.25	4.19	4.10	2.40	3.54	4.41	3.42	1.23



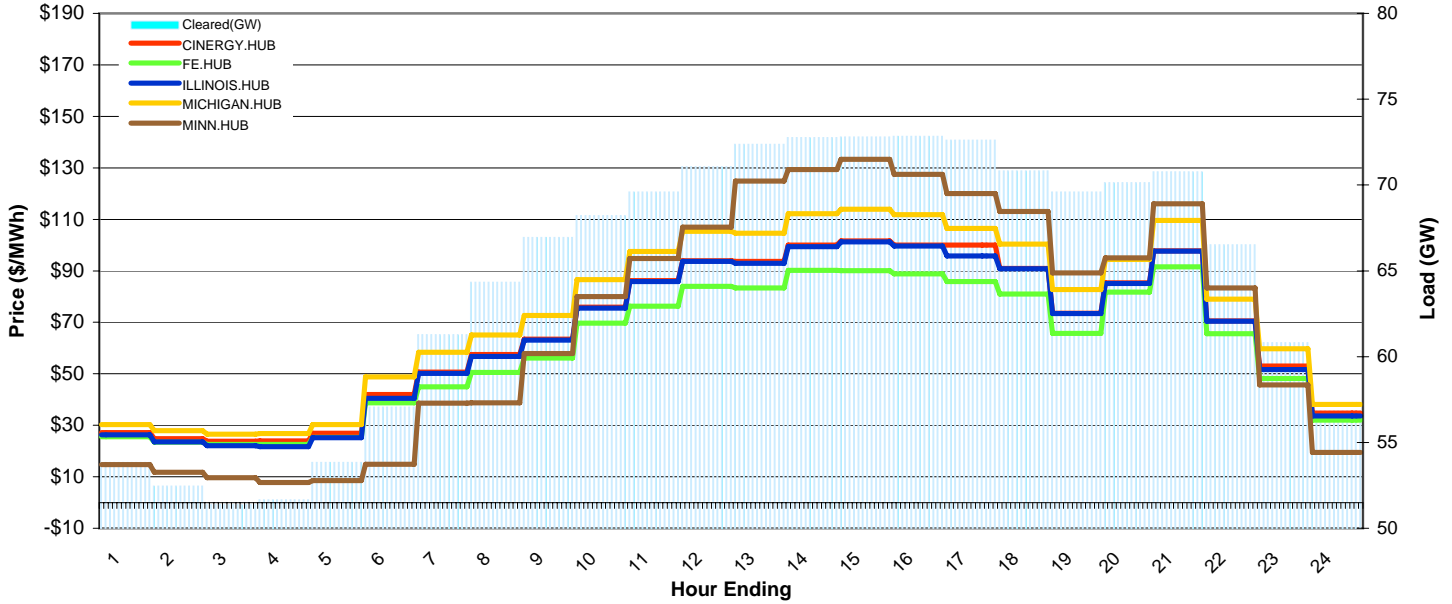
# MISO Hub Report

Delivery Day: Thursday, May 10, 2007

Price Color Codes: ≤0 ≥100 ≥200

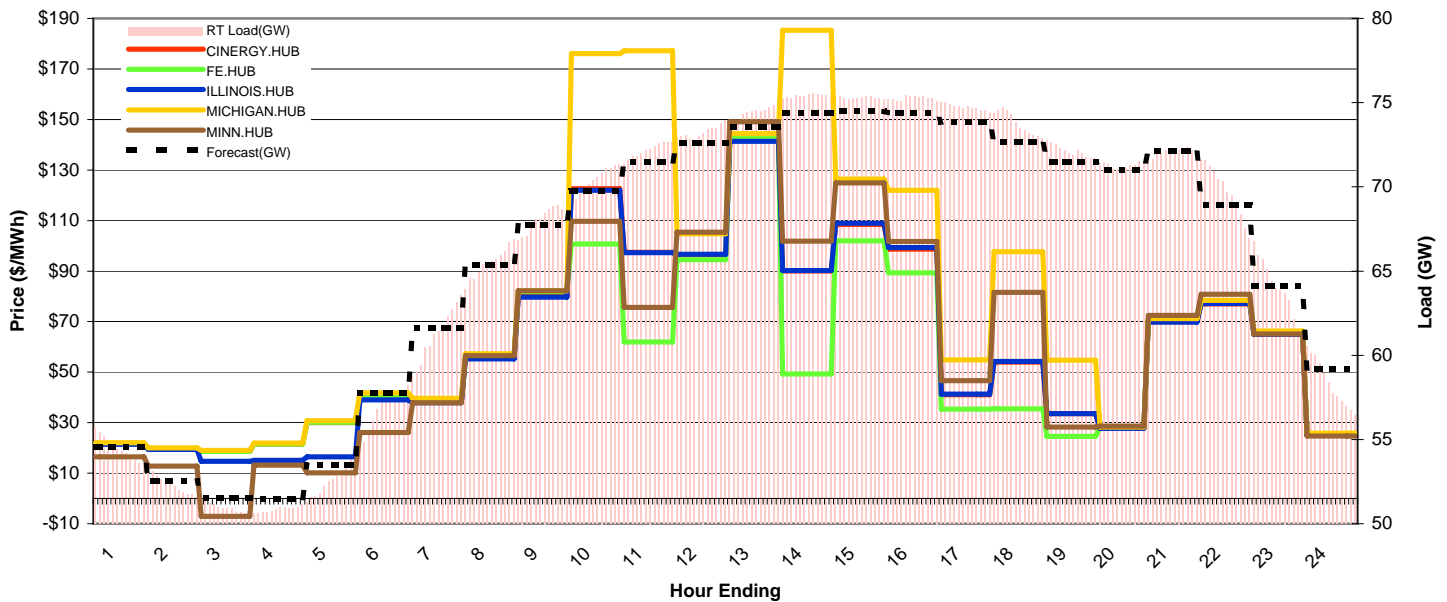
## Day-Ahead Prices and Cleared Load

	HE1	HE2	HE3	HE4	HE5	HE6	HE7	HE8	HE9	HE10	HE11	HE12	HE13	HE14	HE15	HE16	HE17	HE18	HE19	HE20	HE21	HE22	HE23	HE24
CINERGY.HUB	27.19	24.84	23.85	23.94	26.92	42.00	50.60	57.45	63.48	75.87	86.18	93.93	93.71	100.00	101.65	100.00	100.00	90.93	73.53	85.31	97.83	70.58	53.06	34.77
FE.HUB	25.58	23.46	22.62	22.60	25.29	38.73	44.88	50.58	56.09	69.66	76.25	83.93	83.39	90.14	90.04	88.88	85.86	81.03	65.66	81.79	91.53	65.59	48.12	32.06
ILLINOIS.HUB	26.32	23.56	22.03	21.66	25.18	40.52	50.17	56.72	63.08	75.57	85.89	93.70	92.96	99.39	101.20	99.68	95.72	90.80	73.40	85.06	97.66	70.43	51.65	33.67
MICHIGAN.HUB	30.26	27.89	26.57	26.75	30.30	48.85	58.42	65.03	72.69	86.61	97.55	105.32	104.63	112.14	113.98	111.78	106.53	100.44	82.68	94.44	109.63	78.99	59.74	38.13
MINN.HUB	14.76	11.76	9.59	7.75	8.54	14.80	38.59	38.70	57.93	80.03	94.74	107.00	124.89	129.31	133.26	127.46	120.04	113.06	89.14	95.00	115.98	83.40	45.67	19.42
Cleared(GW)	53.8	52.5	51.4	51.7	53.8	57.1	61.3	64.3	66.9	68.2	69.6	71.1	72.4	72.8	72.8	72.8	72.6	70.8	69.6	70.1	70.8	66.5	60.8	56.8



## Preliminary Real-Time Prices with Forecasted and Actual System Load

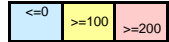
	HE1	HE2	HE3	HE4	HE5	HE6	HE7	HE8	HE9	HE10	HE11	HE12	HE13	HE14	HE15	HE16	HE17	HE18	HE19	HE20	HE21	HE22	HE23	HE24
CINERGY.HUB	21.74	19.74	18.65	21.55	30.04	40.37	38.52	55.84	80.29	122.57	97.40	96.53	141.75	90.09	108.49	98.68	41.04	53.93	33.53	27.88	69.92	76.98	65.01	25.33
FE.HUB	21.64	19.71	18.61	21.56	30.13	40.72	38.89	56.52	81.78	100.71	61.94	94.54	143.11	49.31	101.99	89.35	35.37	35.41	24.56	28.17	70.61	77.70	65.67	25.59
ILLINOIS.HUB	21.43	19.33	14.76	15.09	16.41	39.07	37.90	55.26	79.72	121.99	97.31	96.63	141.31	90.19	108.90	99.34	41.31	54.25	33.56	27.74	69.85	77.13	64.94	25.10
MICHIGAN.HUB	22.05	19.99	19.05	21.92	30.81	41.86	39.63	57.22	82.23	176.01	177.24	104.73	144.37	185.29	126.46	121.98	54.91	97.70	54.73	28.26	71.20	78.40	66.19	25.80
MINN.HUB	16.49	12.85	-7.08	13.24	10.14	26.12	37.91	56.48	82.23	109.65	75.65	105.38	149.14	101.81	124.93	101.71	46.60	81.53	28.30	28.57	72.42	80.84	65.09	24.68
Forecasted(GW)	54.5	52.5	51.5	51.5	53.5	57.7	61.6	65.4	67.7	69.7	71.5	72.6	73.6	74.4	74.5	74.4	73.9	72.7	71.5	71.0	72.1	68.9	64.1	59.2
(RT) - (DA Load)	0.60	-0.12	-0.43	-0.84	-1.26	-0.27	-0.09	1.14	1.13	2.19	2.55	2.14	2.05	2.61	2.47	2.40	2.11	2.95	2.52	1.11	1.25	3.24	3.14	1.51



# MISO Hub Report

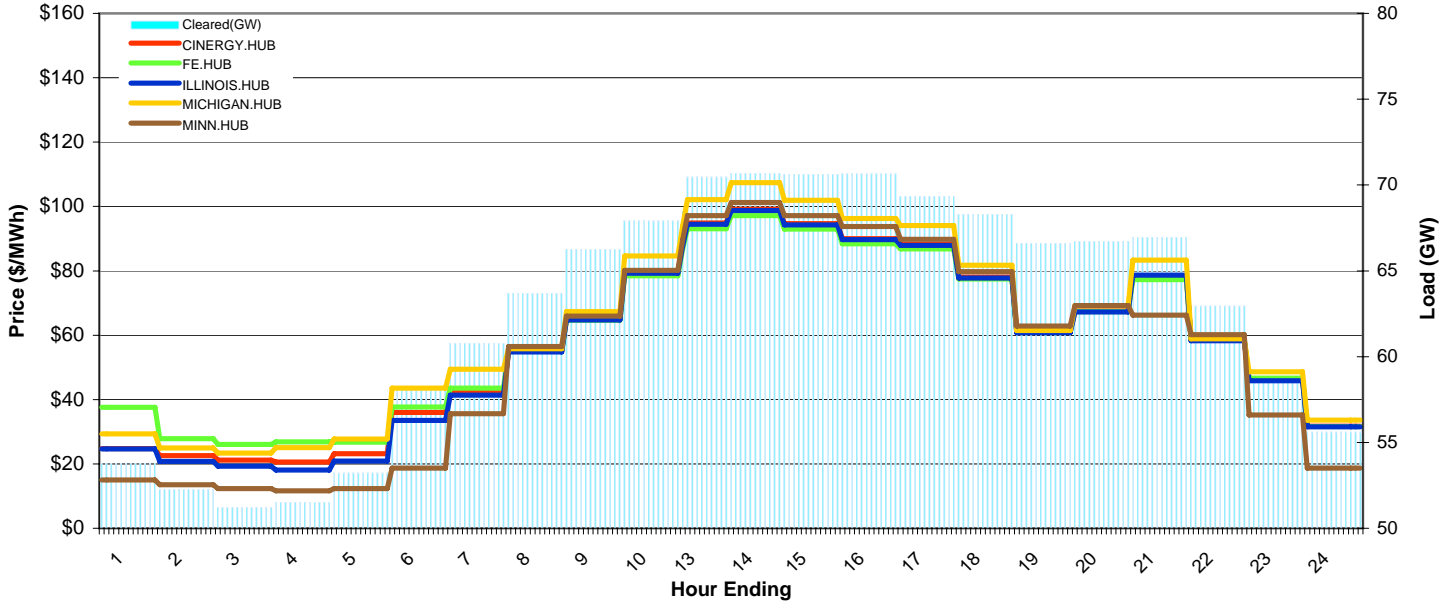
Delivery Day: Friday, May 11, 2007

Price Color Codes:



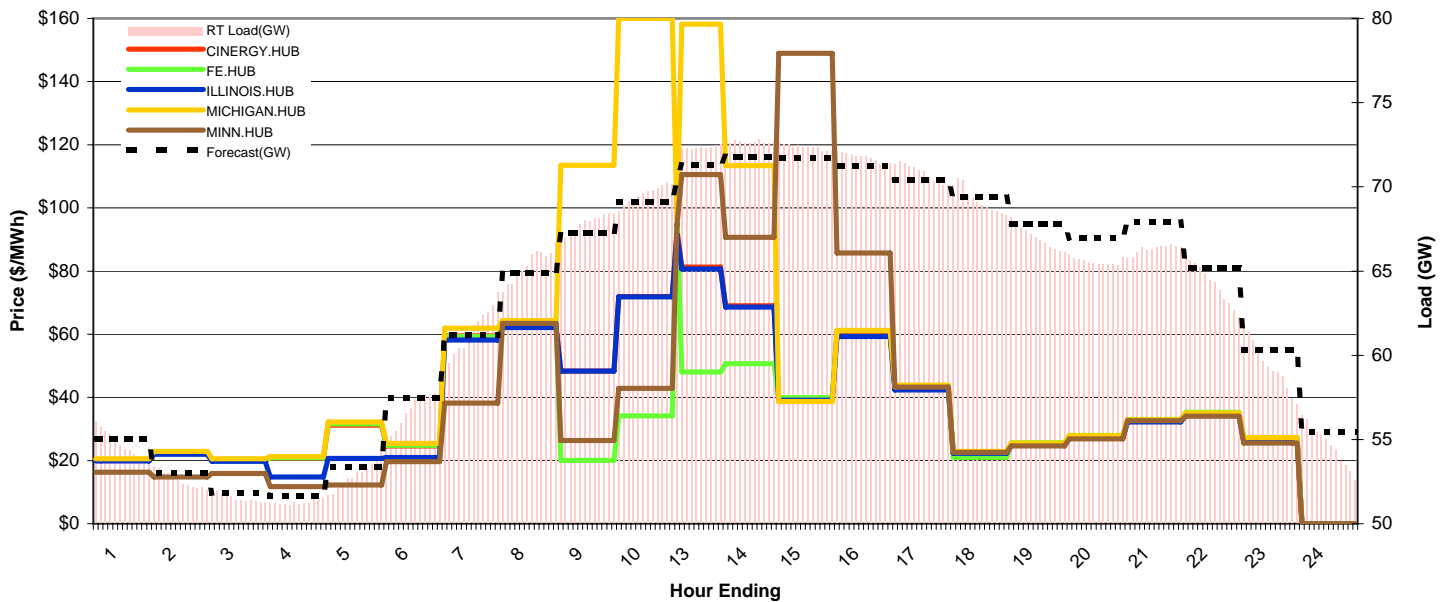
## Day-Ahead Prices and Cleared Load

	HE1	HE2	HE3	HE4	HE5	HE6	HE7	HE8	HE9	HE10	HE11	HE12	HE13	HE14	HE15	HE16	HE17	HE18	HE19	HE20	HE21	HE22	HE23	HE24
CINERGY.HUB	24.78	22.54	21.21	20.56	23.13	36.01	42.16	55.00	64.99	79.60	88.07	89.79	94.82	99.10	94.63	89.99	88.25	78.10	61.03	67.49	78.34	58.47	46.58	31.76
FE.HUB	37.63	27.85	26.05	26.88	26.78	37.69	43.53	55.08	64.59	78.48	86.79	88.40	93.10	97.13	92.94	88.41	86.81	77.44	61.28	67.30	77.30	58.71	46.62	31.66
ILLINOIS.HUB	24.63	20.77	19.29	18.08	20.89	33.51	41.35	54.77	64.73	79.29	87.71	89.42	94.45	98.71	94.26	89.66	87.89	77.78	60.78	67.22	78.62	58.23	45.84	31.49
MICHIGAN.HUB	29.36	24.92	23.41	25.06	27.73	43.54	49.47	55.83	67.30	84.62	93.85	95.94	102.12	107.36	101.90	96.22	94.03	81.71	61.45	69.07	83.32	58.86	48.62	33.66
MINN.HUB	15.05	13.54	12.31	11.60	12.33	18.70	35.64	56.52	65.96	80.14	89.56	91.24	97.14	101.26	97.17	93.78	89.76	79.75	62.82	69.21	66.24	60.16	35.23	18.68
Cleared(GW)	53.8	52.3	51.2	51.5	53.2	58.0	60.8	63.7	66.3	67.9	68.5	70.0	70.5	70.7	70.6	70.7	69.3	68.3	66.6	66.7	67.0	63.0	58.6	55.6



## Preliminary Real-Time Prices with Forecasted and Actual System Load

	HE1	HE2	HE3	HE4	HE5	HE6	HE7	HE8	HE9	HE10	HE11	HE12	HE13	HE14	HE15	HE16	HE17	HE18	HE19	HE20	HE21	HE22	HE23	HE24
CINERGY.HUB	20.16	22.46	20.16	20.77	31.26	24.61	59.52	62.54	48.33	71.98	93.15	81.66	81.23	68.98	38.72	60.13	43.04	22.56	25.25	27.54	32.63	34.88	26.95	0.00
FE.HUB	20.29	22.55	20.27	20.92	31.61	24.82	59.32	63.61	20.07	34.13	95.32	83.36	48.02	50.64	39.95	61.09	42.69	20.95	25.65	27.94	33.06	35.26	27.28	0.00
ILLINOIS.HUB	19.85	21.96	19.71	14.81	20.72	20.95	58.21	62.07	48.34	71.87	91.72	80.16	80.68	68.65	39.10	59.31	42.34	22.29	24.79	27.08	32.20	34.27	26.28	0.00
MICHIGAN.HUB	20.52	22.88	20.56	21.23	32.22	25.39	61.95	64.39	113.44	159.99	96.34	84.13	158.21	113.37	38.75	61.23	43.89	22.88	25.53	27.82	32.90	35.11	27.23	0.00
MINN.HUB	16.29	14.80	15.87	11.76	12.22	19.64	38.17	63.42	26.31	42.85	94.60	82.81	110.54	90.67	148.91	85.70	43.26	22.56	24.58	26.85	32.66	34.00	25.53	0.00
Forecasted(GW)	55.0	53.0	51.8	51.7	53.4	57.5	61.2	64.9	67.2	69.1	70.4	71.1	71.3	71.8	71.7	71.3	70.4	69.4	67.8	67.0	67.9	65.2	60.3	55.5
(RT) - (DA Load)	0.92	0.34	0.30	-0.26	-0.34	-1.28	0.53	1.69	1.55	1.65	1.89	#DIV/0!	1.87	1.97	1.74	1.10	1.50	0.91	0.39	-1.15	-0.66	1.31	0.76	-0.94



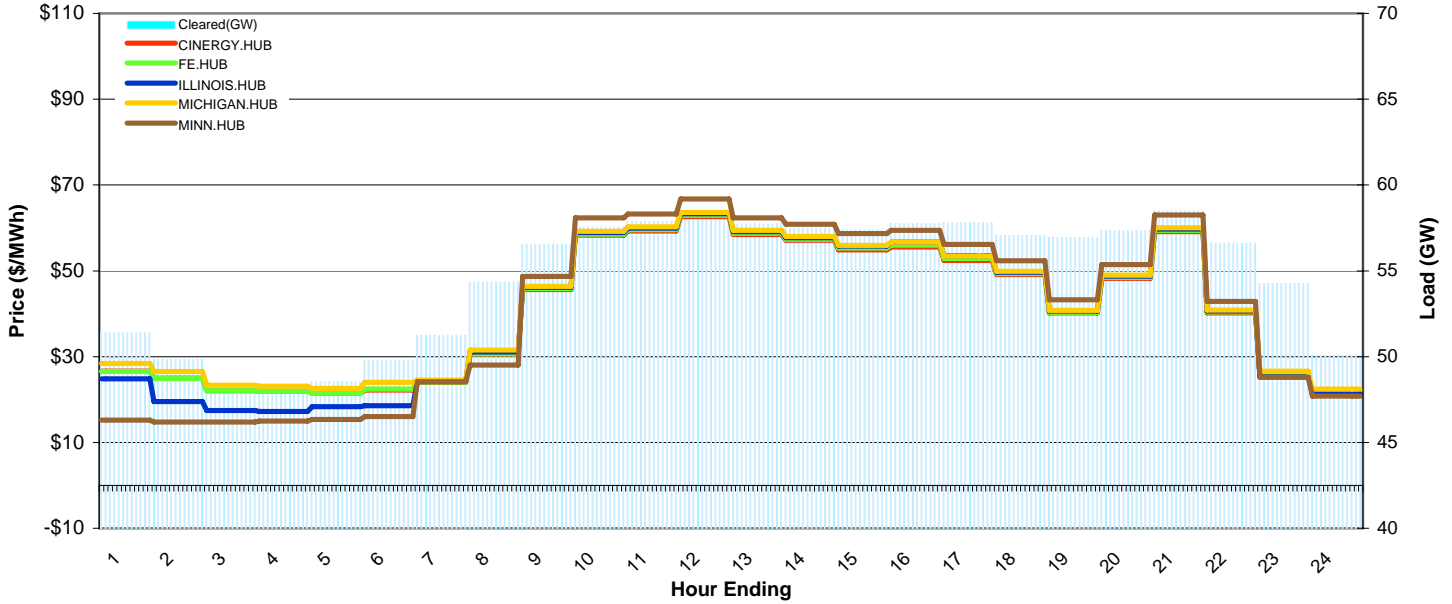
# MISO Hub Report

Delivery Day: Saturday, May 12, 2007

Price Color Codes: <=0 >=100 >=200

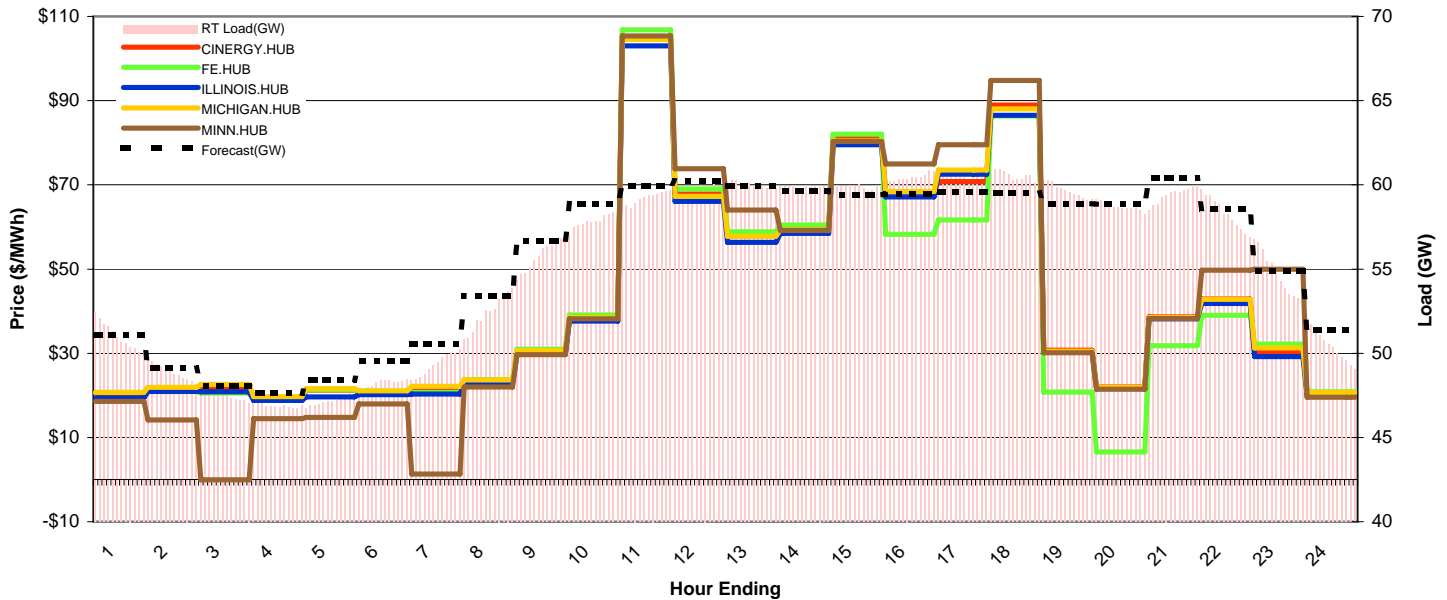
## Day-Ahead Prices and Cleared Load

	HE1	HE2	HE3	HE4	HE5	HE6	HE7	HE8	HE9	HE10	HE11	HE12	HE13	HE14	HE15	HE16	HE17	HE18	HE19	HE20	HE21	HE22	HE23	HE24
CINERGY.HUB	26.61	24.97	22.09	21.89	21.44	22.24	24.00	30.59	45.65	58.28	59.30	62.62	58.46	57.10	54.92	55.55	52.42	49.11	40.17	48.24	59.11	40.18	25.85	21.79
FE.HUB	26.55	24.94	22.09	21.90	21.46	22.41	24.09	30.64	45.87	58.56	59.58	62.92	58.75	57.38	55.30	56.02	52.89	49.35	40.37	48.47	59.40	40.38	26.01	21.91
ILLINOIS.HUB	24.86	19.52	17.41	17.25	18.34	18.59	24.32	31.13	46.15	58.91	59.95	63.30	59.10	57.75	55.79	56.66	53.52	49.65	40.62	48.77	59.76	40.62	25.24	21.29
MICHIGAN.HUB	28.38	26.57	23.34	23.09	22.56	24.04	24.53	31.54	46.39	59.21	60.25	63.63	59.40	58.03	55.92	56.65	53.48	49.90	40.82	49.02	60.06	40.83	26.59	22.45
MINN.HUB	15.18	14.77	14.79	15.01	15.38	16.00	24.15	28.01	48.69	62.33	63.23	66.76	62.33	60.88	58.67	59.45	56.12	52.35	43.23	51.43	63.02	42.89	25.17	20.77
Cleared(GW)	51.4	49.8	48.2	48.0	48.5	49.8	51.3	54.3	56.6	57.6	57.9	58.2	57.7	57.5	57.4	57.8	57.8	57.1	56.9	57.3	58.5	56.6	54.3	50.1



## Preliminary Real-Time Prices with Forecasted and Actual System Load

	HE1	HE2	HE3	HE4	HE5	HE6	HE7	HE8	HE9	HE10	HE11	HE12	HE13	HE14	HE15	HE16	HE17	HE18	HE19	HE20	HE21	HE22	HE23	HE24
CINERGY.HUB	20.50	21.63	21.78	19.33	21.22	20.72	21.16	23.33	30.49	38.38	104.99	67.80	57.96	59.63	81.12	68.36	70.82	88.94	30.77	21.99	38.63	42.93	30.29	20.63
FE.HUB	20.74	21.85	20.52	19.36	21.31	21.00	20.73	23.76	31.00	39.10	106.84	69.01	58.86	60.42	82.07	58.21	61.67	86.39	20.79	6.59	31.82	39.01	32.19	20.85
ILLINOIS.HUB	19.41	20.90	20.85	18.80	19.65	20.14	20.35	22.74	29.85	37.64	103.02	66.07	56.33	58.48	79.51	67.10	72.57	86.51	30.31	21.62	38.18	41.83	29.21	20.14
MICHIGAN.HUB	20.68	21.92	22.58	19.74	21.61	21.09	22.16	23.64	30.64	38.46	104.53	67.31	57.76	59.30	80.40	68.43	73.54	88.04	30.53	21.90	38.49	42.85	31.28	20.72
MINN.HUB	18.54	14.18	-0.07	14.48	14.80	18.00	1.36	22.03	29.70	38.21	105.35	73.85	64.00	59.14	80.25	74.95	79.50	94.77	30.12	21.45	38.27	49.71	49.94	19.53
Forecasted(GW)	51.1	49.1	48.1	47.6	48.4	49.5	50.6	53.4	56.7	58.9	59.9	60.2	59.9	59.6	59.4	59.6	59.5	58.9	58.8	60.4	58.6	54.9	51.4	
(RT) - (DA Load)	-0.40	-0.96	-0.63	-1.10	-1.35	-1.60	-1.92	-1.97	-0.77	0.27	1.32	1.61	2.23	2.41	2.48	2.67	2.72	3.44	2.69	1.35	0.90	1.68	0.39	0.37



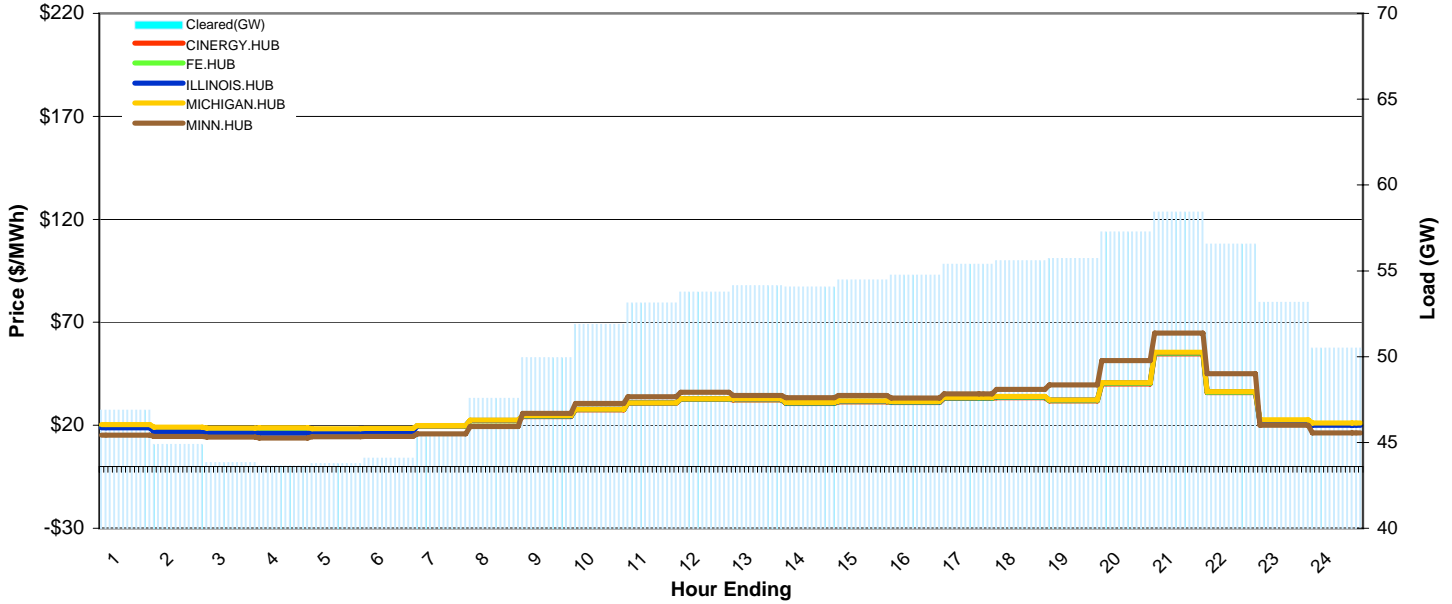
# MISO Hub Report

Delivery Day: Sunday, May 13, 2007

Price Color Codes: ≤0 ≥100 ≥200

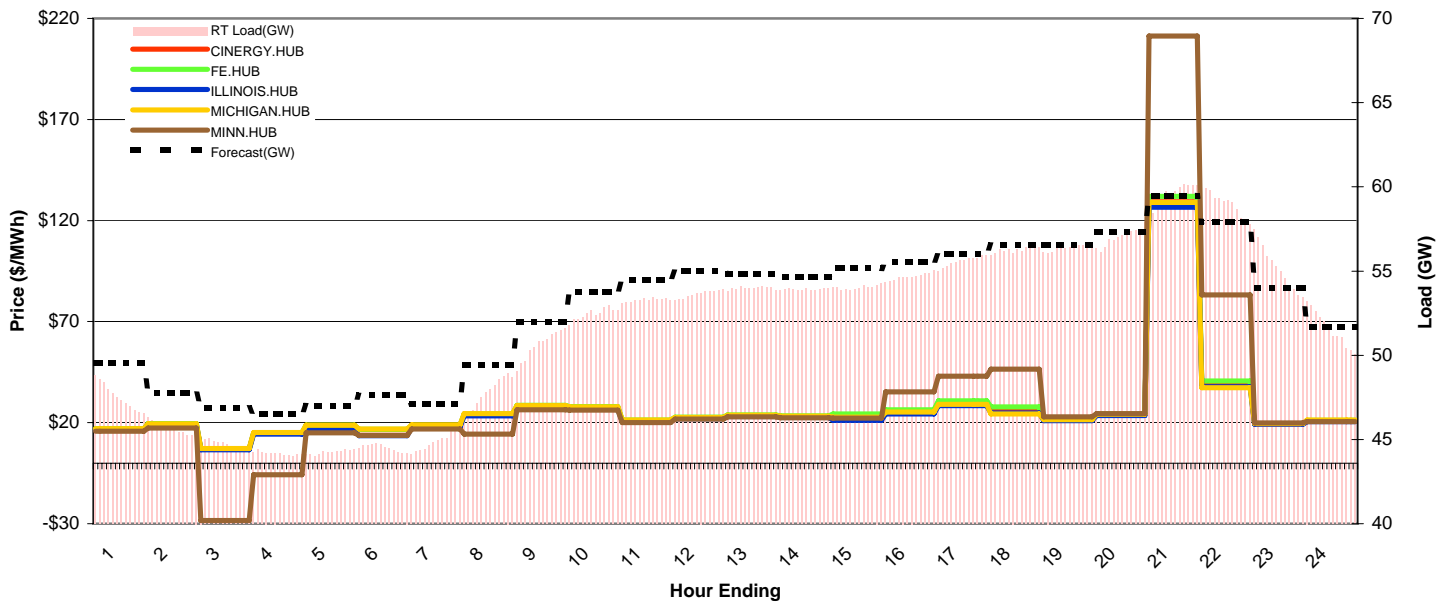
## Day-Ahead Prices and Cleared Load

	HE1	HE2	HE3	HE4	HE5	HE6	HE7	HE8	HE9	HE10	HE11	HE12	HE13	HE14	HE15	HE16	HE17	HE18	HE19	HE20	HE21	HE22	HE23	HE24
CINERGY.HUB	19.43	18.23	17.78	17.94	17.75	17.94	19.63	22.16	24.25	27.51	30.69	32.64	32.28	30.61	31.36	31.05	33.06	33.45	31.83	40.15	54.64	35.81	22.00	20.36
FE.HUB	19.46	18.27	17.82	17.97	17.86	18.05	19.72	22.26	24.36	27.68	30.88	32.84	32.43	30.76	31.52	31.21	33.22	33.62	32.01	40.38	54.93	36.01	22.11	20.42
ILLINOIS.HUB	18.72	16.86	16.24	16.21	16.55	16.64	19.84	22.40	24.51	27.76	30.98	32.94	32.63	30.96	31.73	31.40	33.43	33.85	32.28	40.74	55.36	36.33	21.54	20.04
MICHIGAN.HUB	20.34	19.05	18.57	18.79	18.25	18.45	19.94	22.51	24.63	27.76	30.97	32.93	32.79	31.09	31.85	31.55	33.59	33.97	32.29	40.71	55.45	36.32	22.71	21.19
MINN.HUB	15.17	14.59	14.27	13.86	14.36	14.60	15.76	19.40	25.85	30.55	33.90	36.04	34.42	33.37	34.55	33.21	35.29	37.41	39.67	51.44	64.82	45.00	20.05	16.24
Cleared(GW)	46.9	44.9	43.8	43.6	43.8	44.1	45.3	47.6	49.9	51.9	53.1	53.8	54.1	54.1	54.5	54.7	55.4	55.6	55.7	57.3	58.4	56.5	53.2	50.5



## Preliminary Real-Time Prices with Forecasted and Actual System Load

	HE1	HE2	HE3	HE4	HE5	HE6	HE7	HE8	HE9	HE10	HE11	HE12	HE13	HE14	HE15	HE16	HE17	HE18	HE19	HE20	HE21	HE22	HE23	HE24
CINERGY.HUB	16.88	19.21	6.94	14.78	18.46	16.55	18.56	24.02	28.08	27.43	21.04	22.39	23.57	23.01	23.77	25.66	30.09	26.85	21.38	23.91	129.20	39.28	19.35	20.85
FE.HUB	17.10	19.50	6.88	14.94	18.74	16.78	18.80	24.36	28.59	27.92	21.37	22.65	23.88	23.29	24.33	26.30	30.85	27.86	21.73	24.32	132.03	40.63	19.57	21.09
ILLINOIS.HUB	16.45	18.69	6.50	14.26	16.23	13.60	17.87	23.32	27.29	26.69	20.50	21.88	23.10	22.55	21.08	24.33	28.46	24.84	21.03	23.59	126.64	37.76	19.19	20.46
MICHIGAN.HUB	17.02	19.45	7.28	15.18	18.76	16.79	18.89	24.45	28.49	27.72	21.23	22.56	23.75	23.20	22.65	25.22	29.08	24.23	21.38	24.13	128.94	37.35	19.63	21.29
MINN.HUB	15.79	17.39	-28.36	-5.82	14.95	13.63	16.79	14.41	26.35	26.22	20.06	21.71	22.93	22.41	22.23	35.20	42.95	46.45	22.91	24.40	211.35	83.13	19.91	20.55
Forecasted(GW)	49.6	47.8	46.9	46.5	47.0	47.6	47.1	49.4	52.0	53.8	54.5	55.0	54.8	54.7	55.2	55.5	56.0	56.5	56.6	57.3	59.5	57.9	54.0	51.7
(RT) - (DA Load)	0.64	0.77	0.89	0.51	0.47	0.41	-0.43	0.16	0.66	0.57	0.15	-0.15	-0.15	-0.15	-0.46	-0.09	0.18	0.64	0.63	-0.27	1.03	2.44	2.03	1.07



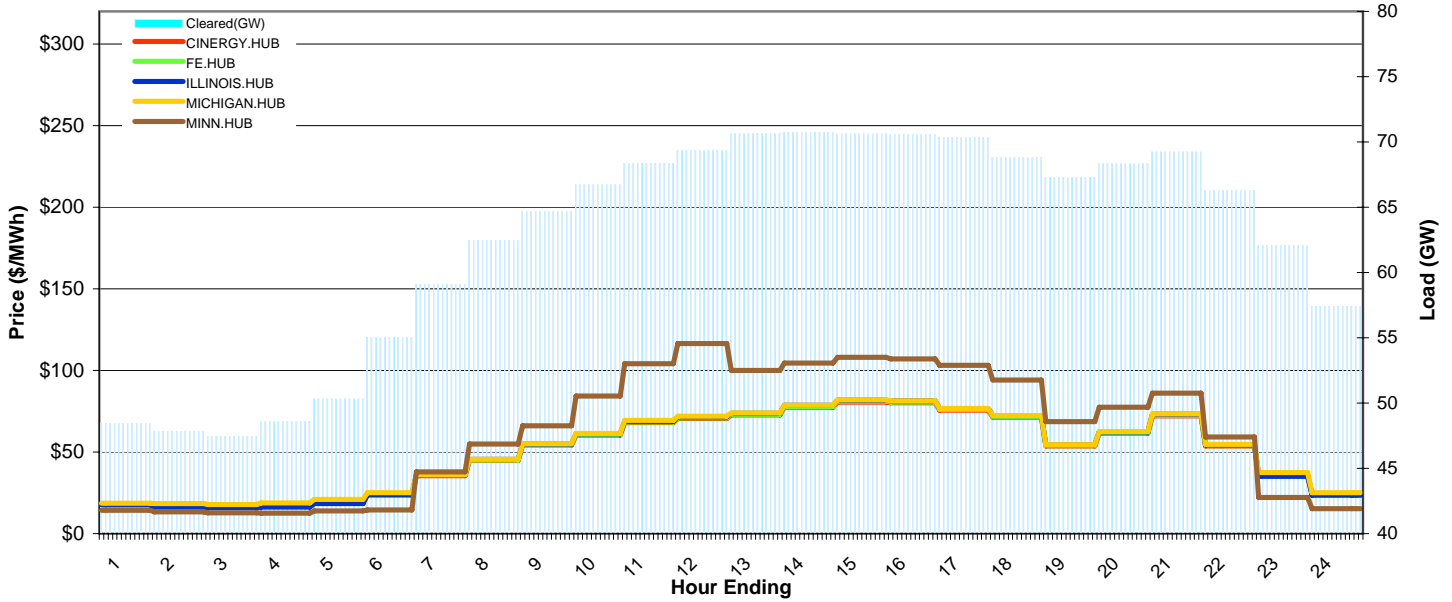
# MISO Hub Report

Delivery Day: Monday, May 14, 2007

Price Color Codes: ≤0 ≥100 ≥200

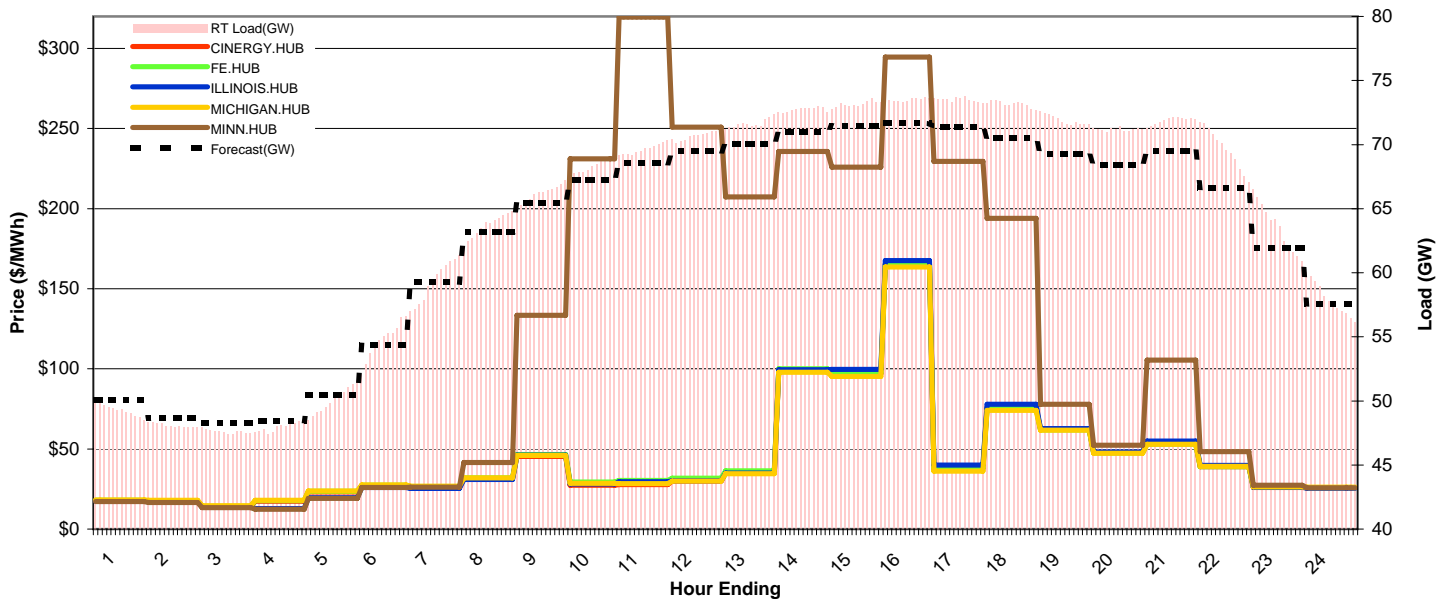
## Day-Ahead Prices and Cleared Load

	HE1	HE2	HE3	HE4	HE5	HE6	HE7	HE8	HE9	HE10	HE11	HE12	HE13	HE14	HE15	HE16	HE17	HE18	HE19	HE20	HE21	HE22	HE23	HE24
CINERGY.HUB	17.94	17.59	17.20	17.99	19.30	23.87	35.50	44.83	54.23	60.49	68.10	70.67	72.82	77.49	80.66	80.21	75.62	71.38	53.67	61.58	72.25	53.78	36.17	24.16
FE.HUB	17.99	17.64	17.24	18.02	19.54	23.86	35.67	45.07	54.51	60.83	68.46	71.04	73.23	77.92	81.11	80.65	76.05	71.78	53.97	61.92	72.55	53.95	35.79	23.93
ILLINOIS.HUB	17.65	16.22	15.81	16.19	18.50	23.69	35.89	45.46	54.87	61.25	68.92	71.52	73.79	78.63	81.80	81.34	76.69	72.40	54.45	62.45	73.18	54.39	35.09	23.44
MICHIGAN.HUB	18.66	18.34	17.93	18.79	21.05	25.17	36.07	45.47	55.06	61.39	69.36	72.03	73.87	78.66	81.89	81.43	76.68	72.40	54.43	62.46	73.34	54.65	37.46	25.01
MINN.HUB	14.38	13.37	12.70	12.50	13.84	14.60	37.94	55.00	66.16	84.38	104.21	116.47	100.08	104.42	108.11	107.00	103.07	94.07	68.68	77.52	86.03	59.15	22.11	15.39
Cleared(GW)	48.5	47.8	47.5	48.6	50.3	55.1	59.1	62.5	64.7	66.7	68.4	69.3	70.6	70.7	70.6	70.6	70.4	68.8	67.3	68.3	69.2	66.3	62.1	57.4



## Preliminary Real-Time Prices with Forecasted and Actual System Load

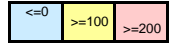
	HE1	HE2	HE3	HE4	HE5	HE6	HE7	HE8	HE9	HE10	HE11	HE12	HE13	HE14	HE15	HE16	HE17	HE18	HE19	HE20	HE21	HE22	HE23	HE24
CINERGY.HUB	17.69	17.34	14.07	17.46	23.08	26.79	26.03	31.31	45.40	27.28	27.77	30.05	34.86	99.04	96.95	165.35	37.77	75.93	62.37	47.81	53.30	39.00	26.05	25.76
FE.HUB	17.94	17.58	14.27	17.77	23.52	27.38	26.64	31.97	46.58	29.31	30.40	31.78	36.36	99.98	97.41	165.15	38.16	75.42	61.94	47.63	53.18	38.88	26.09	25.84
ILLINOIS.HUB	17.29	16.91	13.71	12.82	19.63	25.98	25.37	31.03	46.06	28.07	29.54	30.25	34.96	99.40	99.67	167.51	39.89	77.84	62.81	48.05	54.84	39.67	26.24	25.64
MICHIGAN.HUB	18.19	17.90	14.53	18.01	23.76	27.64	26.80	32.02	45.89	28.52	28.40	30.00	34.58	97.81	95.26	163.58	36.10	74.02	61.65	47.39	52.87	39.10	26.35	26.26
MINN.HUB	17.11	16.55	13.44	12.39	19.19	26.04	26.14	41.59	133.40	231.09	319.61	250.83	207.41	235.79	225.99	294.70	229.53	194.02	77.89	52.41	105.40	48.24	27.31	25.81
Forecasted(GW)	50.0	48.7	48.3	48.4	50.5	54.3	59.2	63.1	65.4	67.2	68.5	69.5	70.1	71.0	71.4	71.7	71.4	70.5	69.2	68.4	69.5	66.7	61.9	57.5
(RT) - (DA Load)	0.79	0.24	0.12	-0.67	-0.31	-0.34	0.20	1.17	1.49	1.57	1.25	1.34	0.98	1.96	2.53	2.86	3.13	4.30	4.59	2.85	2.61	3.40	1.44	0.50



# MISO Hub Report

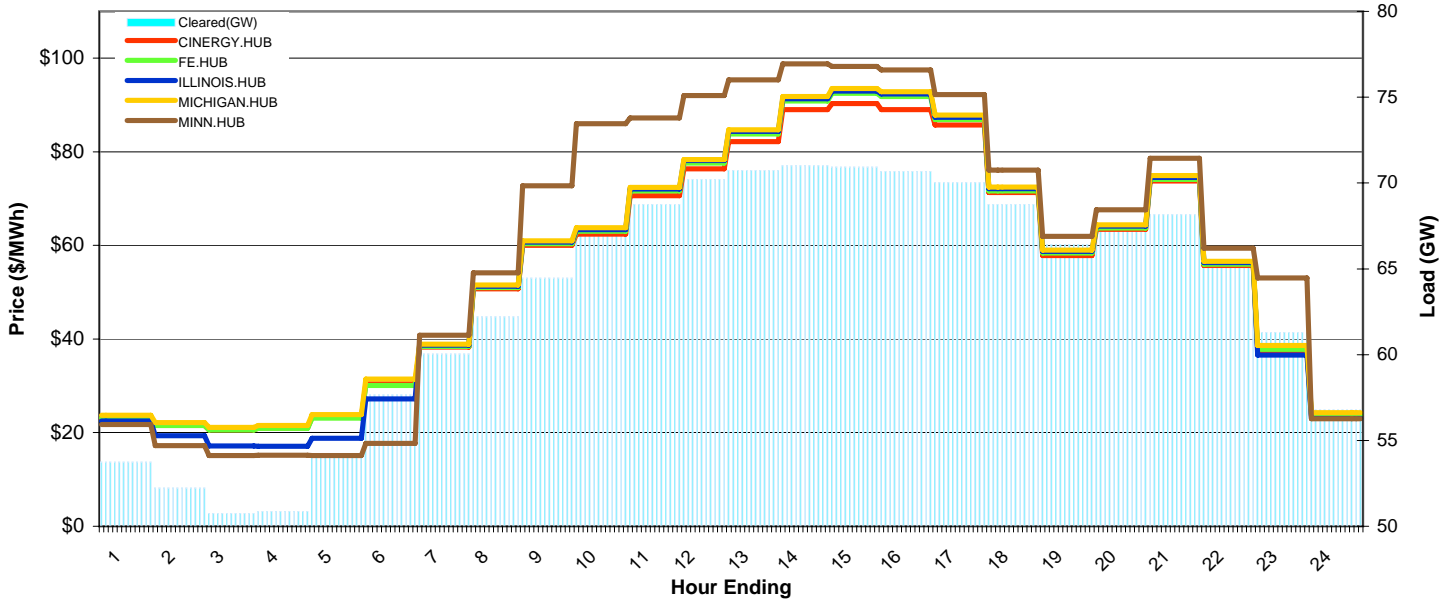
Delivery Day: Tuesday, May 15, 2007

Price Color Codes:



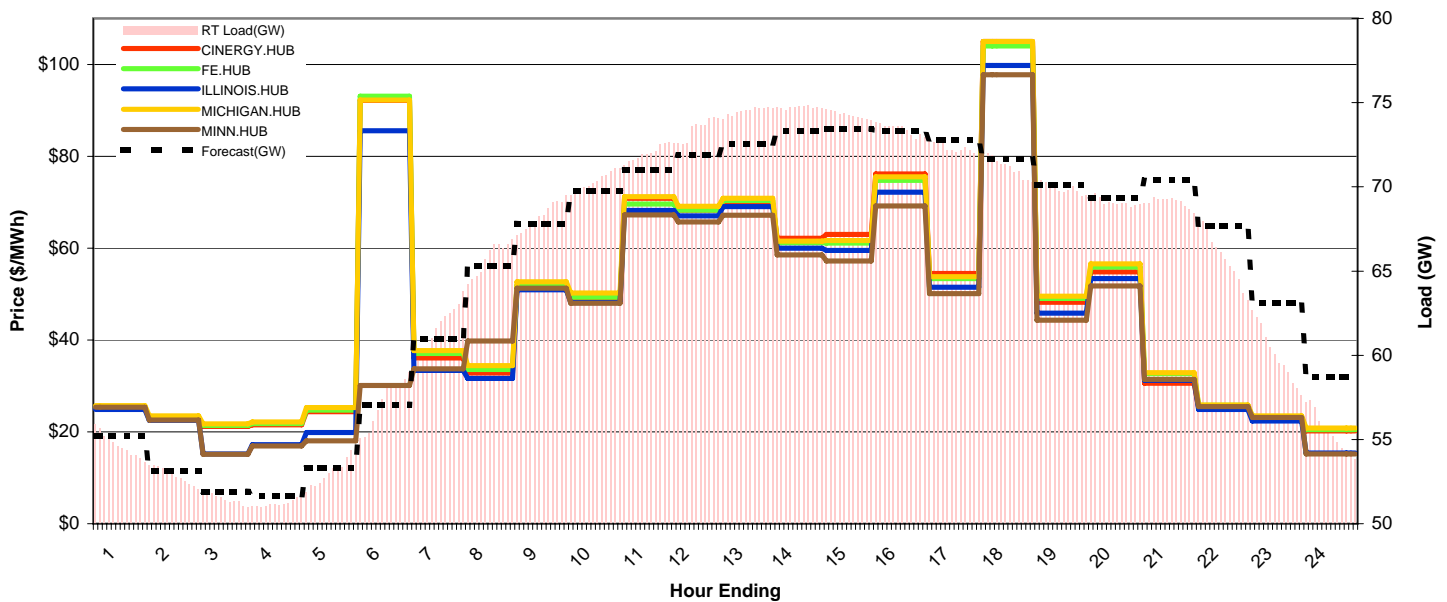
## Day-Ahead Prices and Cleared Load

	HE1	HE2	HE3	HE4	HE5	HE6	HE7	HE8	HE9	HE10	HE11	HE12	HE13	HE14	HE15	HE16	HE17	HE18	HE19	HE20	HE21	HE22	HE23	HE24
CINERGY.HUB	23.05	21.55	20.57	20.97	23.23	30.44	38.27	50.74	60.00	62.43	70.65	76.35	82.19	89.04	90.28	89.01	85.76	71.29	57.83	63.41	73.74	55.71	37.52	23.61
FE.HUB	23.16	21.56	20.55	20.95	23.14	30.05	38.43	50.98	60.34	63.03	71.62	77.60	83.83	90.83	92.48	91.82	86.92	71.68	58.37	63.70	74.09	55.98	37.78	23.76
ILLINOIS.HUB	22.49	19.33	17.18	17.09	18.81	27.23	38.69	51.30	60.73	63.40	72.05	78.12	84.35	91.34	93.00	92.34	87.38	72.12	58.72	64.10	74.55	56.32	36.58	23.05
MICHIGAN.HUB	23.72	22.16	21.12	21.52	23.87	31.44	38.90	51.56	61.01	63.76	72.42	78.36	84.69	91.81	93.52	92.85	87.88	72.48	59.02	64.41	74.93	56.60	38.62	24.28
MINN.HUB	21.74	17.26	15.13	15.19	15.12	17.68	40.83	54.12	72.73	86.00	87.25	92.03	95.36	98.82	98.21	97.52	92.25	76.08	61.95	67.61	78.60	59.41	53.08	22.98
Cleared(GW)	53.7	52.2	50.7	50.9	54.1	57.7	60.0	62.2	64.5	67.1	68.8	70.2	70.7	71.0	70.9	70.7	70.0	68.8	66.5	67.2	68.2	65.5	61.3	56.8



## Preliminary Real-Time Prices with Forecasted and Actual System Load

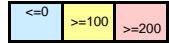
	HE1	HE2	HE3	HE4	HE5	HE6	HE7	HE8	HE9	HE10	HE11	HE12	HE13	HE14	HE15	HE16	HE17	HE18	HE19	HE20	HE21	HE22	HE23	HE24
CINERGY.HUB	25.18	22.89	21.17	21.51	24.38	32.18	36.12	32.79	51.20	48.55	70.82	68.24	69.64	62.11	62.97	76.13	54.48	104.97	48.20	54.83	30.55	25.26	22.83	20.20
FE.HUB	25.33	23.13	21.39	21.78	24.76	33.07	37.07	33.61	51.93	49.33	69.58	68.25	70.38	61.14	61.12	74.74	53.38	103.98	49.01	55.87	32.64	25.77	23.26	20.46
ILLINOIS.HUB	24.90	22.50	15.21	17.18	19.86	35.55	33.40	31.66	50.94	48.17	68.17	67.05	69.03	59.96	59.51	72.14	51.49	99.79	45.85	53.35	31.21	24.84	22.36	15.41
MICHIGAN.HUB	25.72	23.51	21.75	22.14	25.30	32.70	34.42	52.64	50.20	71.17	69.09	70.82	61.54	61.65	75.51	53.75	104.97	49.53	56.57	32.86	25.85	23.46	20.80	
MINN.HUB	25.37	22.56	15.11	16.90	18.04	30.08	33.74	39.81	51.29	48.02	67.20	65.66	67.13	58.51	57.17	69.20	50.09	97.76	44.32	51.76	31.39	25.48	23.14	15.19
Forecasted(GW)	55.2	53.1	51.9	51.6	53.3	57.0	61.0	65.3	67.8	69.7	71.0	71.9	72.6	73.3	73.4	73.3	72.8	71.6	70.1	69.3	70.4	67.6	63.1	58.7
(RT) - (DA Load)	0.92	0.64	0.73	0.34	-1.01	-0.48	1.48	3.53	3.83	3.23	3.27	3.25	3.77	3.70	3.34	2.70	2.30	2.40	3.47	1.90	0.92	0.31	-1.28	-1.37



# MISO Hub Report

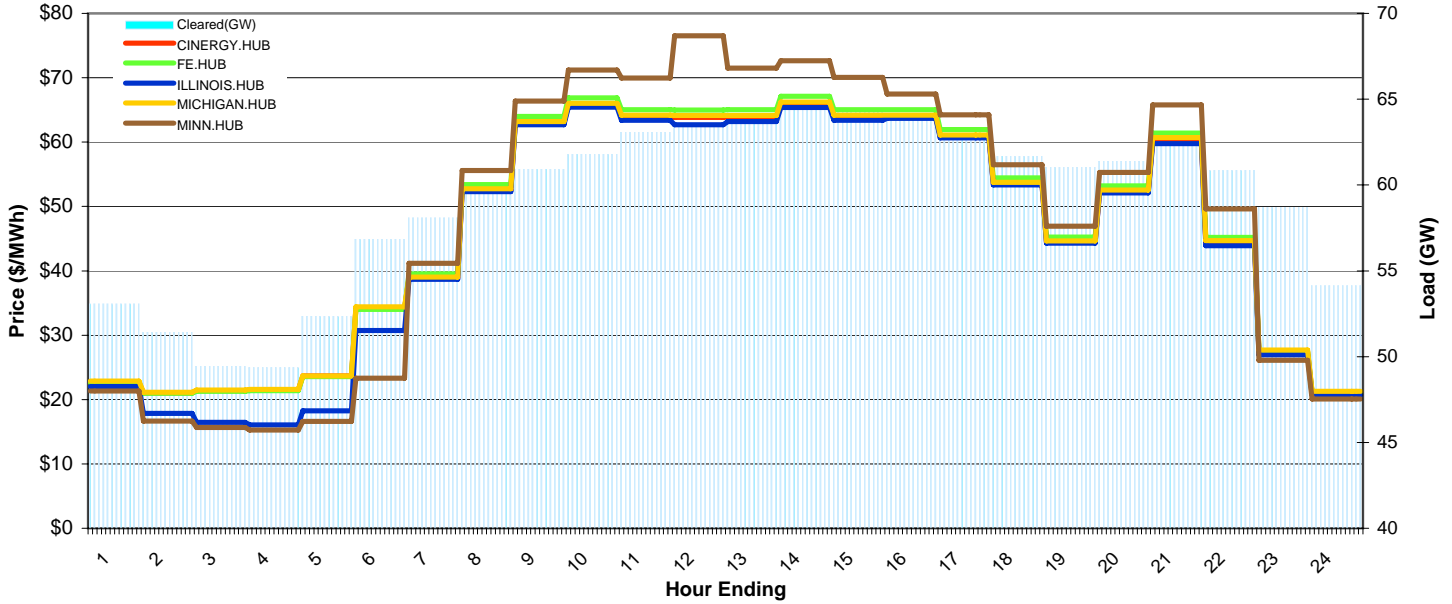
Delivery Day: Wednesday, May 16, 2007

Price Color Codes:



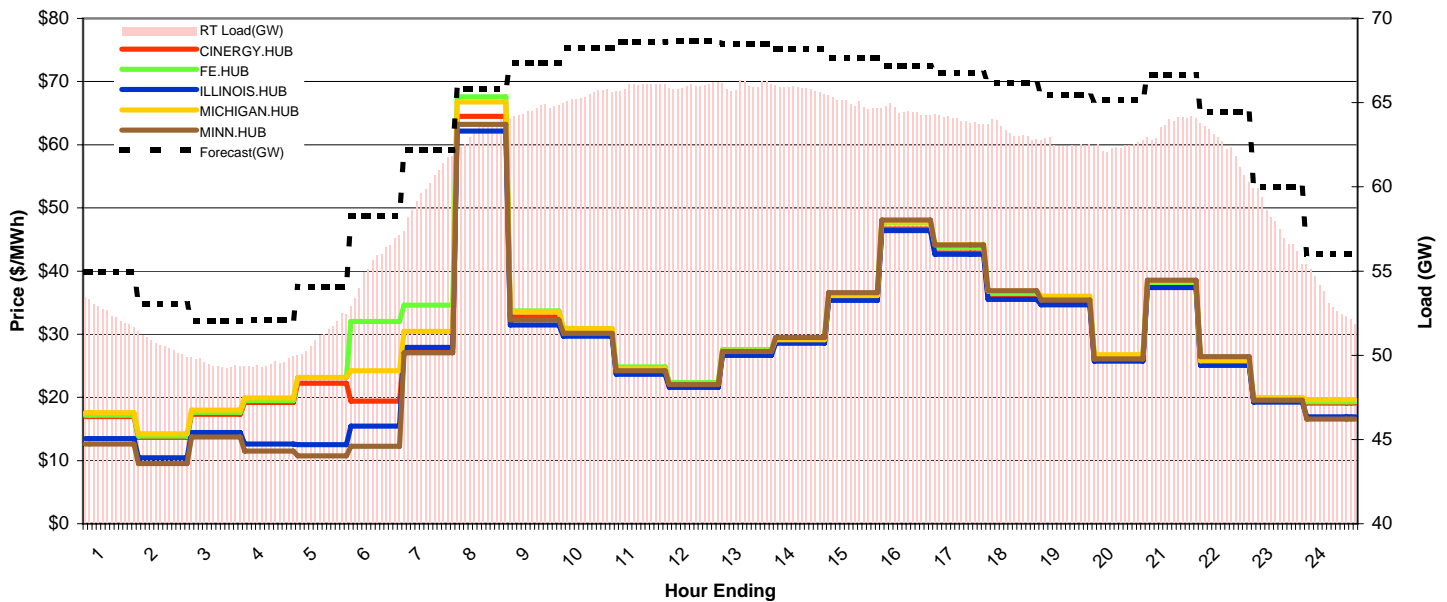
## Day-Ahead Prices and Cleared Load

	HE1	HE2	HE3	HE4	HE5	HE6	HE7	HE8	HE9	HE10	HE11	HE12	HE13	HE14	HE15	HE16	HE17	HE18	HE19	HE20	HE21	HE22	HE23	HE24
CINERGY.HUB	22.65	21.05	21.38	21.47	23.66	34.22	38.86	52.50	62.93	65.73	63.91	63.86	63.90	65.98	63.91	63.92	60.89	53.53	44.47	52.31	60.28	44.39	27.41	21.08
FE.HUB	22.64	20.99	21.28	21.36	23.57	33.99	39.53	53.42	64.01	66.89	65.02	65.00	65.02	67.13	65.02	65.02	61.94	54.46	45.24	53.21	61.40	45.21	27.39	21.07
ILLINOIS.HUB	22.03	17.84	16.47	16.08	18.23	30.73	38.70	52.29	62.69	65.42	63.39	62.69	63.20	65.40	63.37	63.68	60.66	53.33	44.30	52.10	59.78	43.91	26.93	20.71
MICHIGAN.HUB	22.88	21.13	21.50	21.58	23.69	34.43	39.03	52.73	63.18	66.02	64.17	64.14	64.16	66.25	64.17	64.18	61.13	53.75	44.65	52.53	60.70	44.68	27.69	21.30
MINN.HUB	21.33	16.66	15.68	15.27	16.62	23.34	41.17	55.57	66.40	71.22	69.95	76.51	71.52	72.62	70.06	67.46	64.24	56.48	46.92	55.29	65.77	49.61	26.09	20.07
Cleared(GW)	53.1	51.4	49.5	49.4	52.4	56.9	58.1	59.6	60.9	61.8	63.1	63.5	64.1	64.4	64.3	63.8	62.7	61.7	61.0	61.4	62.8	60.8	58.7	54.1



## Preliminary Real-Time Prices with Forecasted and Actual System Load

	HE1	HE2	HE3	HE4	HE5	HE6	HE7	HE8	HE9	HE10	HE11	HE12	HE13	HE14	HE15	HE16	HE17	HE18	HE19	HE20	HE21	HE22	HE23	HE24
CINERGY.HUB	16.99	13.67	17.33	19.18	22.23	19.43	27.18	64.48	32.71	30.13	23.84	21.75	26.87	28.73	35.51	46.64	42.84	35.75	34.89	25.94	37.52	25.11	19.41	19.11
FE.HUB	17.19	13.90	17.63	19.49	23.13	32.00	34.60	67.60	33.71	30.90	24.81	22.32	27.56	29.40	36.29	47.63	43.73	36.47	35.60	26.67	38.18	25.49	19.67	19.28
ILLINOIS.HUB	13.48	10.42	14.42	12.61	12.53	15.43	27.90	62.19	31.48	29.69	23.66	21.56	26.67	28.55	35.34	46.41	42.64	35.52	34.63	25.76	37.37	25.09	19.25	16.91
MICHIGAN.HUB	17.60	14.25	18.01	19.89	23.16	24.20	30.43	66.80	33.53	30.89	24.54	22.15	27.31	29.15	36.11	47.78	44.16	36.83	36.03	26.77	38.41	25.78	19.96	19.66
MINN.HUB	12.63	9.54	13.72	11.51	10.72	12.26	27.07	63.24	32.29	30.16	24.22	22.04	27.28	29.48	36.59	48.10	44.13	36.90	35.41	26.10	38.55	26.45	19.56	16.56
Forecasted(GW)	55.0	53.1	52.0	52.1	54.1	58.3	62.2	65.8	67.4	68.3	68.6	68.7	68.5	68.2	67.6	67.2	66.7	66.1	65.5	65.2	66.6	64.4	60.0	56.0
(RT) - (DA Load)	-0.57	-0.79	0.04	0.15	-1.15	-1.44	1.89	3.69	3.63	3.61	2.93	2.45	1.89	1.38	0.63	0.75	1.28	1.60	1.52	1.03	0.88	1.51	-0.95	-0.75





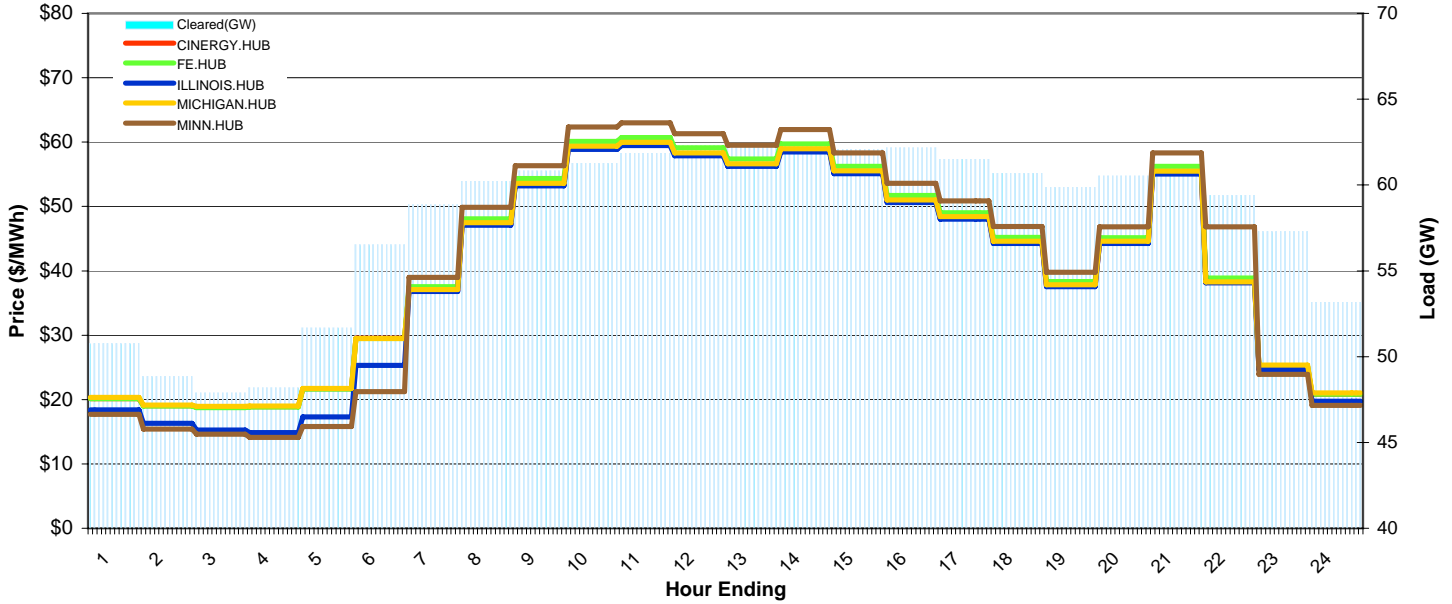
# MISO Hub Report

Delivery Day: Thursday, May 17, 2007

Price Color Codes: <=0 >=100 >=200

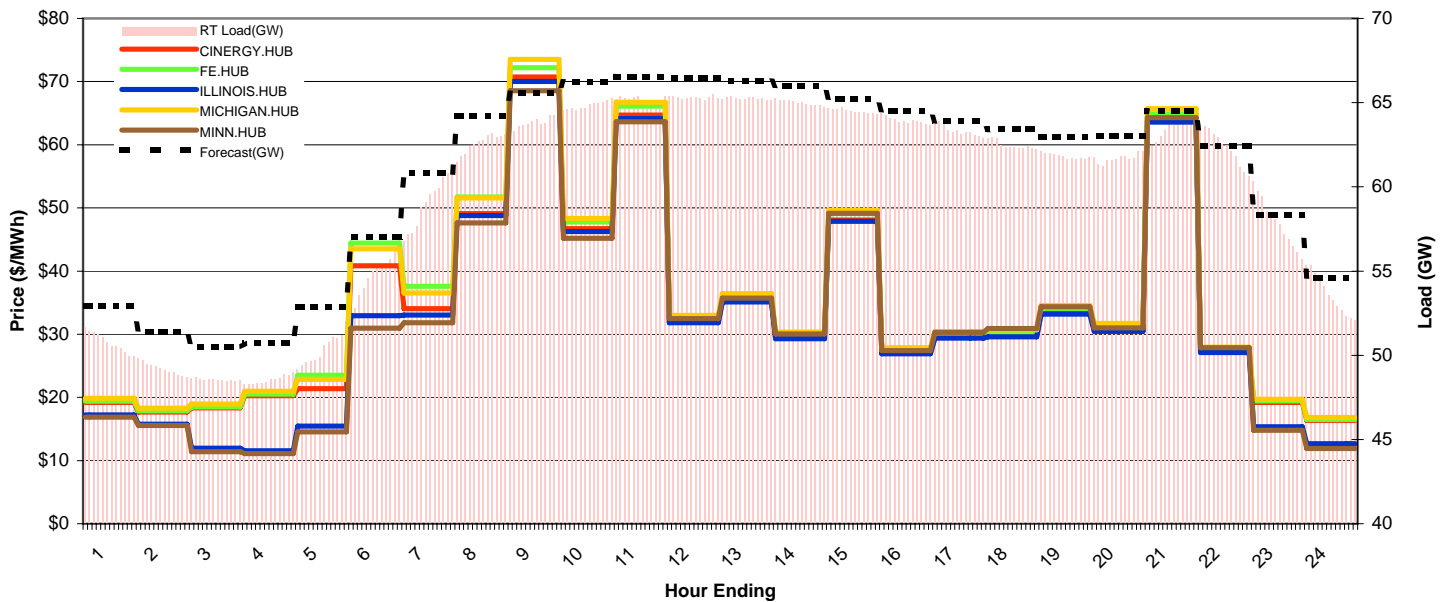
## Day-Ahead Prices and Cleared Load

	HE1	HE2	HE3	HE4	HE5	HE6	HE7	HE8	HE9	HE10	HE11	HE12	HE13	HE14	HE15	HE16	HE17	HE18	HE19	HE20	HE21	HE22	HE23	HE24
CINERGY.HUB	20.16	19.05	18.81	18.91	21.69	29.55	36.93	47.26	53.40	59.10	59.70	58.10	56.41	58.70	55.29	50.81	48.21	44.42	37.68	44.40	55.26	38.19	25.12	20.85
FE.HUB	20.13	19.00	18.73	18.83	21.61	29.47	37.56	48.07	54.32	60.12	60.73	59.10	57.38	59.71	56.24	51.69	49.03	45.18	38.32	45.17	56.22	38.90	25.10	20.83
ILLINOIS.HUB	18.39	16.33	15.26	14.87	17.31	25.33	36.79	47.09	53.20	58.88	59.48	57.89	56.21	58.48	55.09	50.63	48.03	44.26	37.54	44.23	55.06	38.13	24.68	19.72
MICHIGAN.HUB	20.33	19.15	18.92	19.00	21.71	29.50	37.08	47.46	53.62	59.35	59.95	58.34	56.65	58.95	55.52	51.03	48.41	44.61	37.84	44.58	55.50	38.29	25.38	21.05
MINN.HUB	17.71	15.41	14.60	14.14	15.81	21.24	38.96	49.87	56.35	62.34	62.99	61.31	59.52	61.94	58.34	53.62	50.87	46.88	39.76	46.85	58.32	46.86	23.91	19.07
Cleared(GW)	50.8	48.8	47.9	48.2	51.7	56.5	58.8	60.2	60.8	61.3	61.9	62.3	62.4	62.3	62.1	62.2	61.5	60.7	59.9	60.5	61.2	59.4	57.3	53.2



## Preliminary Real-Time Prices with Forecasted and Actual System Load

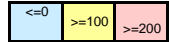
	HE1	HE2	HE3	HE4	HE5	HE6	HE7	HE8	HE9	HE10	HE11	HE12	HE13	HE14	HE15	HE16	HE17	HE18	HE19	HE20	HE21	HE22	HE23	HE24
CINERGY.HUB	19.19	17.66	18.32	20.26	21.37	40.83	34.03	49.08	70.72	46.73	64.69	32.03	35.32	29.43	48.08	27.04	29.51	29.74	33.43	30.75	63.87	27.13	19.18	16.35
FE.HUB	19.40	17.90	18.51	20.50	23.51	44.42	37.57	51.71	72.22	47.80	66.10	32.75	36.08	30.04	49.08	27.60	30.05	30.28	34.09	31.44	64.90	27.53	19.44	16.54
ILLINOIS.HUB	17.22	15.78	11.94	11.57	15.43	32.91	33.05	48.81	70.02	46.28	64.14	31.82	35.09	29.30	47.89	26.91	29.38	29.59	33.18	30.44	63.58	27.09	15.37	12.65
MICHIGAN.HUB	19.86	18.29	18.93	21.00	22.83	43.52	36.54	51.56	73.54	48.34	66.73	32.97	36.43	30.33	49.58	27.89	30.42	30.69	34.55	31.72	65.72	27.96	19.73	16.81
MINN.HUB	16.89	15.57	11.39	11.08	14.55	30.98	31.84	47.64	68.54	45.18	63.66	32.47	35.72	30.04	49.13	27.41	30.28	30.93	34.33	31.01	64.27	27.88	14.77	11.92
Forecasted(GW)	52.9	51.4	50.5	50.7	52.9	57.0	60.8	64.2	65.6	66.2	66.5	66.5	66.3	66.0	65.2	64.5	63.9	63.4	63.0	63.0	64.5	62.4	58.3	54.6
(RT) - (DA Load)	0.01	0.37	0.66	0.36	-1.32	-1.77	0.19	2.36	3.00	3.56	3.36	3.00	2.89	2.64	2.42	1.79	1.82	1.82	1.96	1.16	2.23	2.96	0.61	0.41



# MISO Hub Report

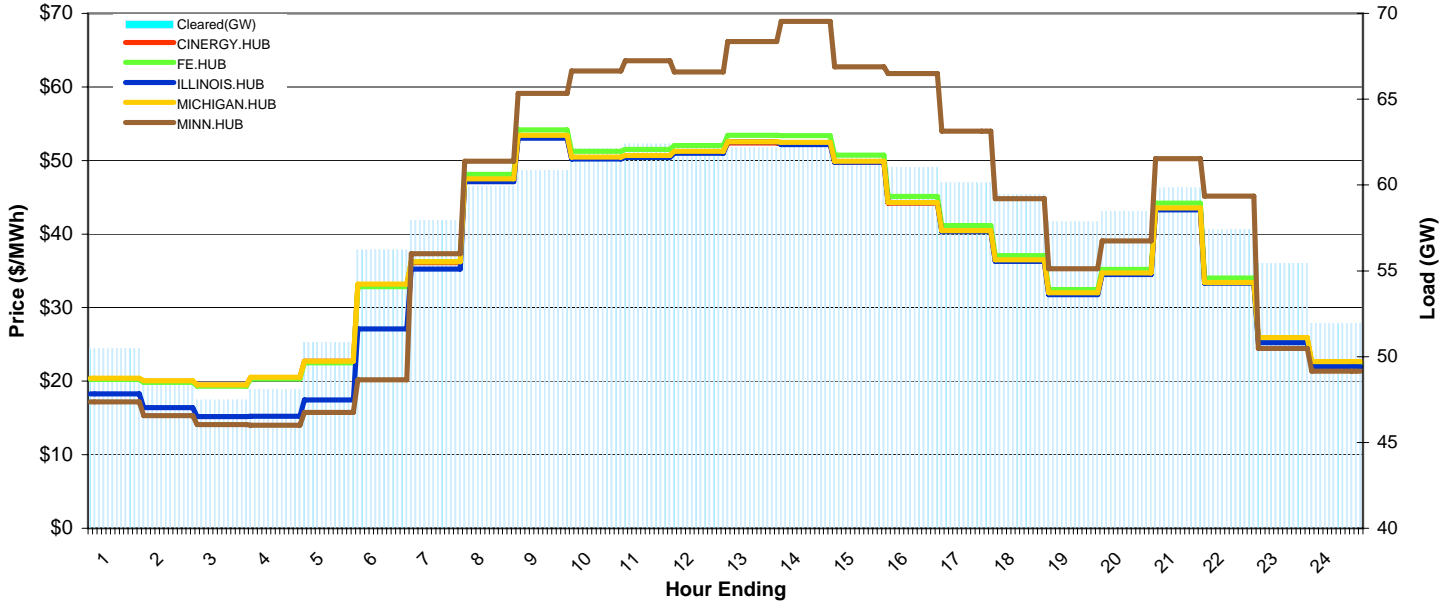
Delivery Day: Friday, May 18, 2007

Price Color Codes:



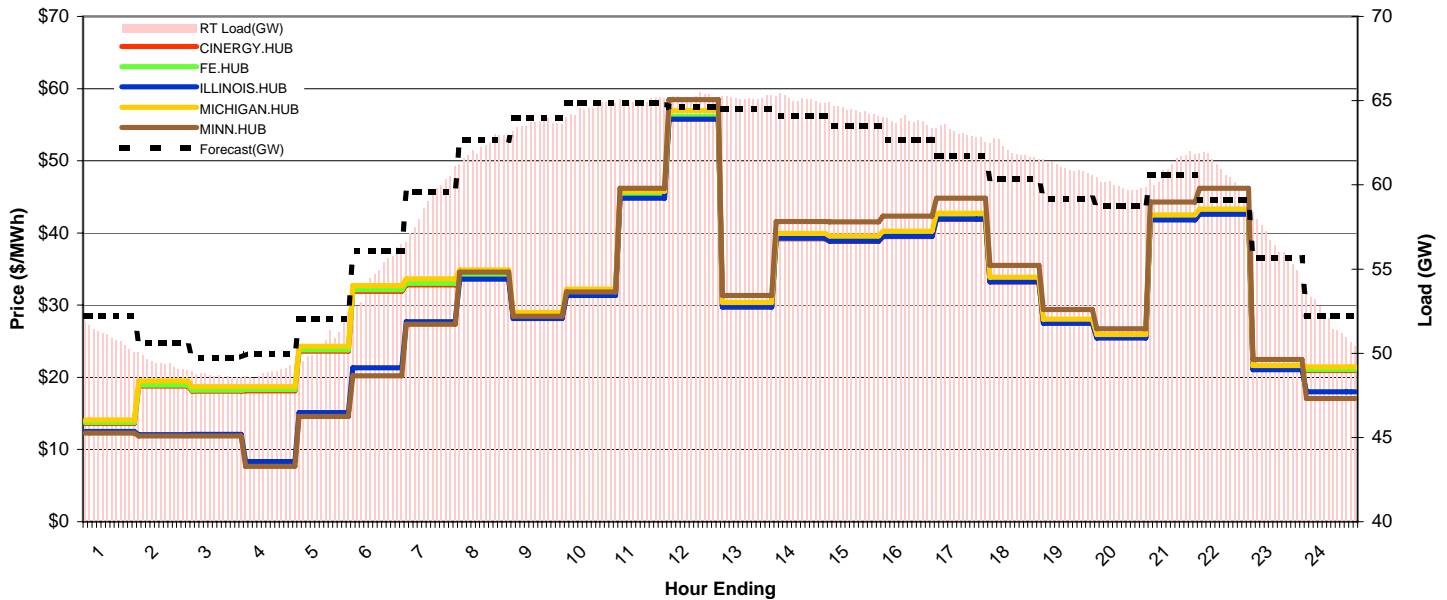
## Day-Ahead Prices and Cleared Load

	HE1	HE2	HE3	HE4	HE5	HE6	HE7	HE8	HE9	HE10	HE11	HE12	HE13	HE14	HE15	HE16	HE17	HE18	HE19	HE20	HE21	HE22	HE23	HE24
CINERGY.HUB	20.31	19.97	19.44	20.48	22.72	33.00	36.11	47.29	53.20	50.31	50.56	51.06	52.40	52.31	49.75	44.22	40.39	36.39	31.90	34.60	43.41	33.40	25.66	22.43
FE.HUB	20.22	19.85	19.31	20.33	22.51	32.86	36.25	48.11	54.16	51.25	51.50	52.03	53.43	53.36	50.73	45.12	41.16	37.06	32.46	35.21	44.19	34.03	25.65	22.42
ILLINOIS.HUB	18.29	16.41	15.20	15.21	17.46	27.09	35.25	47.12	53.04	50.21	50.44	50.99	52.56	52.17	49.77	44.27	40.31	36.29	31.78	34.48	43.27	33.32	25.22	21.95
MICHIGAN.HUB	20.42	20.05	19.51	20.53	22.72	33.21	36.26	47.50	53.42	50.45	50.69	51.24	52.57	52.46	49.92	44.29	40.45	36.48	32.02	34.72	43.55	33.43	25.94	22.68
MINN.HUB	17.18	15.31	14.11	14.03	15.76	20.19	37.33	49.90	59.12	62.19	63.54	62.03	66.19	68.91	62.74	61.81	54.00	44.82	35.27	39.07	50.27	45.15	24.43	21.35
Cleared(GW)	50.5	48.5	47.5	48.1	50.8	56.2	57.9	59.9	60.9	62.1	62.4	62.4	62.2	62.3	61.7	61.0	60.1	59.5	57.9	58.5	59.8	57.4	55.5	51.9



## Preliminary Real-Time Prices with Forecasted and Actual System Load

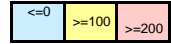
	HE1	HE2	HE3	HE4	HE5	HE6	HE7	HE8	HE9	HE10	HE11	HE12	HE13	HE14	HE15	HE16	HE17	HE18	HE19	HE20	HE21	HE22	HE23	HE24
CINERGY.HUB	13.63	18.80	18.09	18.14	23.61	31.92	32.80	33.83	28.32	31.54	44.92	55.83	29.75	39.18	38.82	39.52	41.91	33.20	27.53	25.58	41.89	42.64	21.26	20.97
FE.HUB	13.75	18.92	18.20	18.29	23.81	32.14	33.02	34.09	28.63	31.90	45.28	56.19	29.89	39.27	38.97	39.65	42.06	33.30	27.66	25.84	42.21	42.85	21.35	21.09
ILLINOIS.HUB	12.52	12.07	12.12	8.33	15.10	21.34	27.71	33.59	28.15	31.35	44.80	55.75	29.75	39.29	38.89	39.54	41.95	33.23	27.49	25.45	41.80	42.60	21.06	18.00
MICHIGAN.HUB	14.09	19.49	18.73	18.73	24.31	32.73	33.66	34.89	29.00	32.23	45.80	56.98	30.36	39.93	39.60	40.25	42.73	33.87	28.07	25.95	42.51	43.32	21.62	21.45
MINN.HUB	12.27	11.87	11.87	7.68	14.57	20.20	27.34	34.58	28.45	31.83	46.20	58.47	31.35	41.57	41.52	42.33	44.80	35.51	29.37	26.74	44.29	46.21	22.48	17.05
Forecasted(GW)	52.2	50.6	49.7	49.9	52.0	56.1	59.6	62.7	64.0	64.8	64.8	64.7	64.5	64.1	63.5	62.7	61.7	60.3	59.2	58.7	60.6	59.1	55.6	52.2
(RT) - (DA Load)	0.52	0.93	1.22	0.82	-0.15	-1.54	1.06	2.37	2.78	2.47	2.65	2.82	3.00	2.82	2.78	2.78	2.95	2.58	3.15	1.47	1.30	3.28	0.90	0.02



# MISO Hub Report

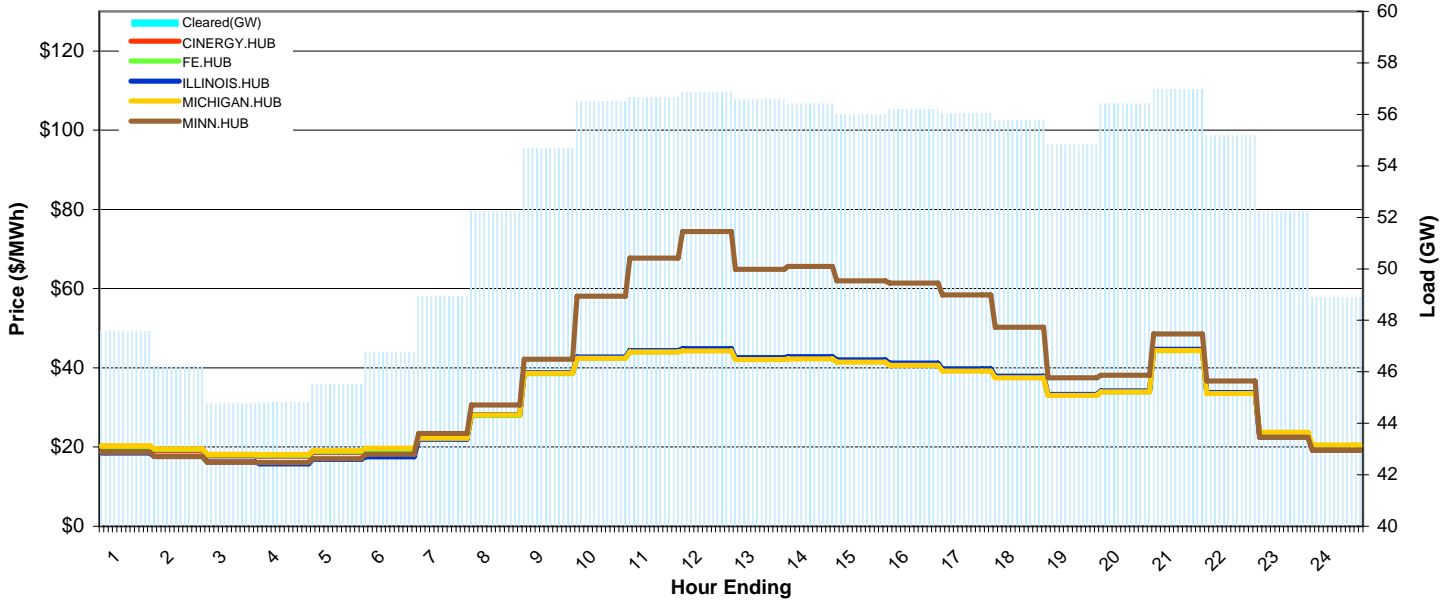
Delivery Day: Saturday, May 19, 2007

Price Color Codes:



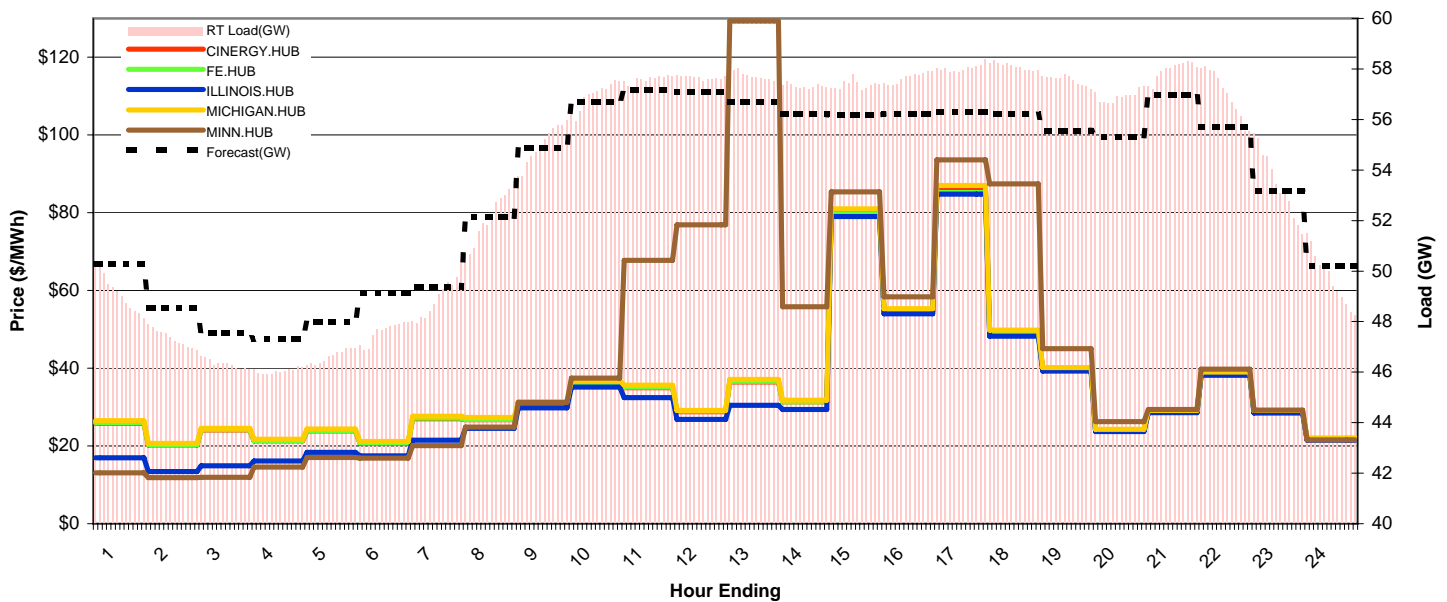
## Day-Ahead Prices and Cleared Load

	HE1	HE2	HE3	HE4	HE5	HE6	HE7	HE8	HE9	HE10	HE11	HE12	HE13	HE14	HE15	HE16	HE17	HE18	HE19	HE20	HE21	HE22	HE23	HE24
CINERGY.HUB	19.81	19.09	17.78	17.67	18.65	19.14	22.31	28.05	38.60	42.53	44.12	44.51	42.26	42.48	41.69	40.92	39.44	37.64	33.09	34.00	44.48	33.58	23.09	19.94
FE.HUB	20.09	19.37	18.04	17.92	18.92	19.41	22.25	27.98	38.51	42.45	44.04	44.47	42.21	42.43	41.63	40.87	39.39	37.57	33.02	33.92	44.37	33.51	23.41	20.22
ILLINOIS.HUB	18.53	17.63	16.21	15.79	16.87	17.50	21.95	28.17	38.80	42.76	44.32	44.84	42.58	42.80	41.99	41.22	39.73	37.88	33.27	34.18	44.70	33.75	22.57	19.35
MICHIGAN.HUB	20.33	19.54	18.18	18.09	19.08	19.68	22.23	28.08	38.62	42.45	44.01	44.30	42.08	42.27	41.42	40.66	39.19	37.46	33.01	33.92	44.39	33.51	23.75	20.52
MINN.HUB	18.65	17.60	16.18	16.05	17.07	18.20	23.47	30.59	42.18	58.11	67.67	74.45	64.85	65.59	61.95	61.40	58.45	50.23	37.48	38.13	48.57	36.67	22.46	19.15
Cleared(GW)	47.6	46.2	44.8	44.8	45.5	46.8	48.9	52.2	54.7	56.5	56.7	56.9	56.6	56.4	56.0	56.2	56.0	55.8	54.8	56.4	57.0	55.2	52.2	48.9



## Preliminary Real-Time Prices with Forecasted and Actual System Load

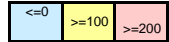
	HE1	HE2	HE3	HE4	HE5	HE6	HE7	HE8	HE9	HE10	HE11	HE12	HE13	HE14	HE15	HE16	HE17	HE18	HE19	HE20	HE21	HE22	HE23	HE24
CINERGY.HUB	25.88	20.25	24.13	21.35	23.91	20.76	26.99	26.72	30.76	36.09	35.01	28.81	36.50	31.38	80.00	54.61	85.86	49.48	39.68	24.00	28.84	38.48	28.75	21.76
FE.HUB	26.00	20.33	24.19	21.40	23.97	20.86	27.18	26.88	30.90	36.27	35.16	28.96	36.60	31.34	79.69	54.31	85.25	49.14	39.45	23.98	28.74	38.23	28.53	21.65
ILLINOIS.HUB	16.96	13.46	14.88	16.11	18.33	17.48	21.50	24.56	29.81	35.18	32.40	26.82	30.45	29.40	79.06	53.98	84.82	48.23	39.24	23.74	28.56	38.22	28.52	21.52
MICHIGAN.HUB	26.49	20.68	24.55	21.75	24.38	21.18	27.63	27.32	31.33	36.71	35.64	29.14	37.10	31.82	81.01	55.34	87.00	49.81	40.15	24.26	29.14	39.05	29.15	22.10
MINN.HUB	13.09	11.84	11.91	14.56	17.04	16.91	20.08	24.86	31.18	37.48	67.79	76.91	129.34	55.83	85.34	58.36	93.63	87.46	45.02	26.24	29.43	39.78	29.19	21.53
Forecasted(GW)	50.3	48.6	47.5	47.3	48.0	49.2	49.4	52.1	54.9	56.7	57.2	57.1	56.7	56.2	56.2	56.3	56.2	56.2	55.5	55.3	57.0	55.7	53.2	50.2
(RT) - (DA Load)	1.56	1.13	1.56	1.23	1.11	0.83	-0.02	-0.15	0.32	0.44	0.93	0.79	1.12	0.91	1.40	1.45	1.99	2.35	2.73	0.51	0.97	1.84	1.25	0.83



# MISO Hub Report

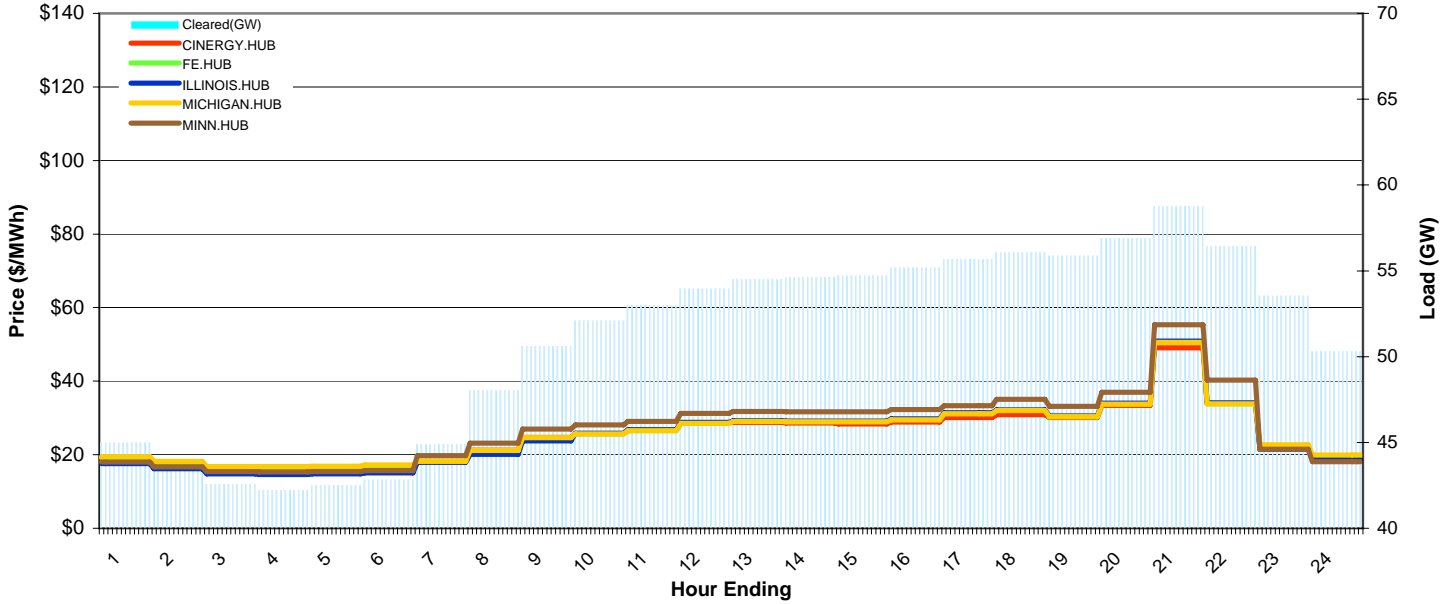
Delivery Day: Sunday, May 20, 2007

Price Color Codes:



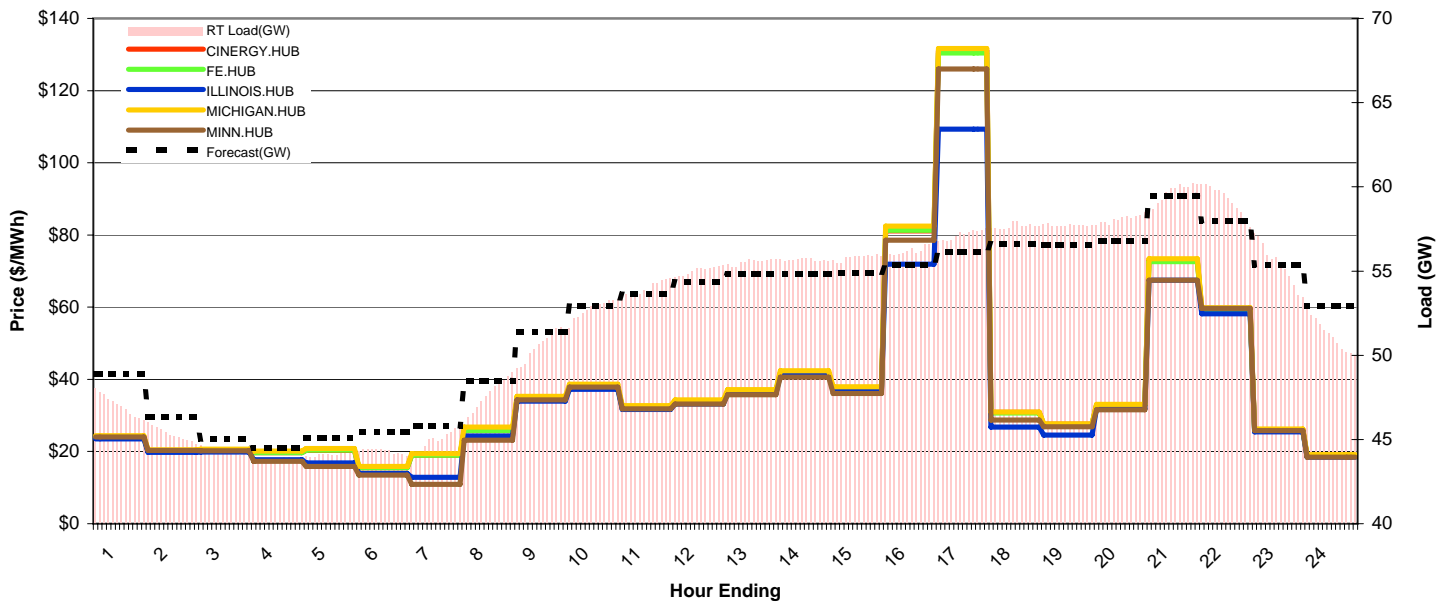
## Day-Ahead Prices and Cleared Load

	HE1	HE2	HE3	HE4	HE5	HE6	HE7	HE8	HE9	HE10	HE11	HE12	HE13	HE14	HE15	HE16	HE17	HE18	HE19	HE20	HE21	HE22	HE23	HE24
CINERGY.HUB	18.95	17.65	16.36	16.29	16.44	16.71	18.22	21.22	24.70	25.73	26.62	28.62	28.78	28.64	28.35	28.86	30.11	30.93	30.07	33.43	49.06	33.93	22.04	19.36
FE.HUB	19.21	17.89	16.59	16.52	16.67	16.94	18.18	21.17	24.64	25.68	26.56	28.56	29.03	28.94	28.94	29.53	31.17	31.98	30.32	33.76	50.55	33.86	22.35	19.62
ILLINOIS.HUB	17.55	16.17	14.79	14.62	14.77	15.03	17.92	20.14	23.72	25.86	26.76	28.77	29.25	29.15	29.16	29.75	31.39	32.22	30.54	34.01	50.92	34.12	21.53	18.61
MICHIGAN.HUB	19.49	18.15	16.83	16.76	16.92	17.19	18.19	21.17	24.65	25.68	26.57	28.56	29.04	28.95	28.95	29.54	31.17	31.99	30.33	33.77	50.56	33.82	22.68	19.91
MINN.HUB	18.02	16.71	15.41	15.30	15.44	15.70	19.74	23.17	26.97	28.10	29.07	31.25	31.78	31.67	31.69	32.26	33.29	35.03	33.18	36.96	55.35	40.25	21.45	18.06
Cleared(GW)	45.0	43.5	42.6	42.2	42.5	42.8	44.9	48.0	50.6	52.1	53.0	53.9	54.5	54.6	54.7	55.2	55.7	56.1	55.9	56.9	58.8	56.5	53.5	50.3



## Preliminary Real-Time Prices with Forecasted and Actual System Load

	HE1	HE2	HE3	HE4	HE5	HE6	HE7	HE8	HE9	HE10	HE11	HE12	HE13	HE14	HE15	HE16	HE17	HE18	HE19	HE20	HE21	HE22	HE23	HE24
CINERGY.HUB	23.83	20.07	20.16	19.67	20.34	15.52	18.98	25.78	34.62	37.89	32.12	33.70	36.61	41.84	37.54	81.12	131.02	30.87	27.61	32.93	72.92	59.28	25.89	18.84
FE.HUB	23.82	20.06	20.16	19.66	20.36	15.53	19.00	25.78	34.59	37.97	32.22	33.65	36.51	41.66	37.35	81.34	130.38	30.69	27.47	32.78	72.61	59.03	25.71	18.67
ILLINOIS.HUB	23.48	19.76	19.85	17.69	16.84	13.89	12.89	24.29	33.92	37.28	31.61	33.19	36.06	41.20	36.87	71.92	109.31	26.80	24.53	31.83	67.51	58.18	25.44	18.42
MICHIGAN.HUB	24.37	20.49	20.63	20.09	20.86	15.87	19.43	26.74	35.32	38.66	32.74	34.30	37.12	42.34	37.92	82.43	131.68	30.95	27.68	33.03	73.37	59.87	26.23	19.15
MINN.HUB	24.06	20.30	20.22	17.29	15.91	13.48	10.87	23.15	34.33	37.83	31.87	33.18	35.74	40.65	36.12	78.52	125.97	28.70	26.87	31.58	67.49	59.65	25.79	18.42
Forecasted(GW)	48.9	46.3	45.0	44.5	45.1	45.4	45.8	48.5	51.4	52.9	53.6	54.4	54.8	54.8	54.9	55.3	56.2	56.6	56.6	56.8	59.5	58.0	55.4	52.9
(RT) - (DA Load)	2.04	1.78	1.74	1.67	1.61	1.49	0.03	-0.41	-0.01	0.66	0.98	1.09	1.05	1.02	1.09	1.03	1.47	1.61	1.86	1.17	0.88	2.78	1.87	0.95



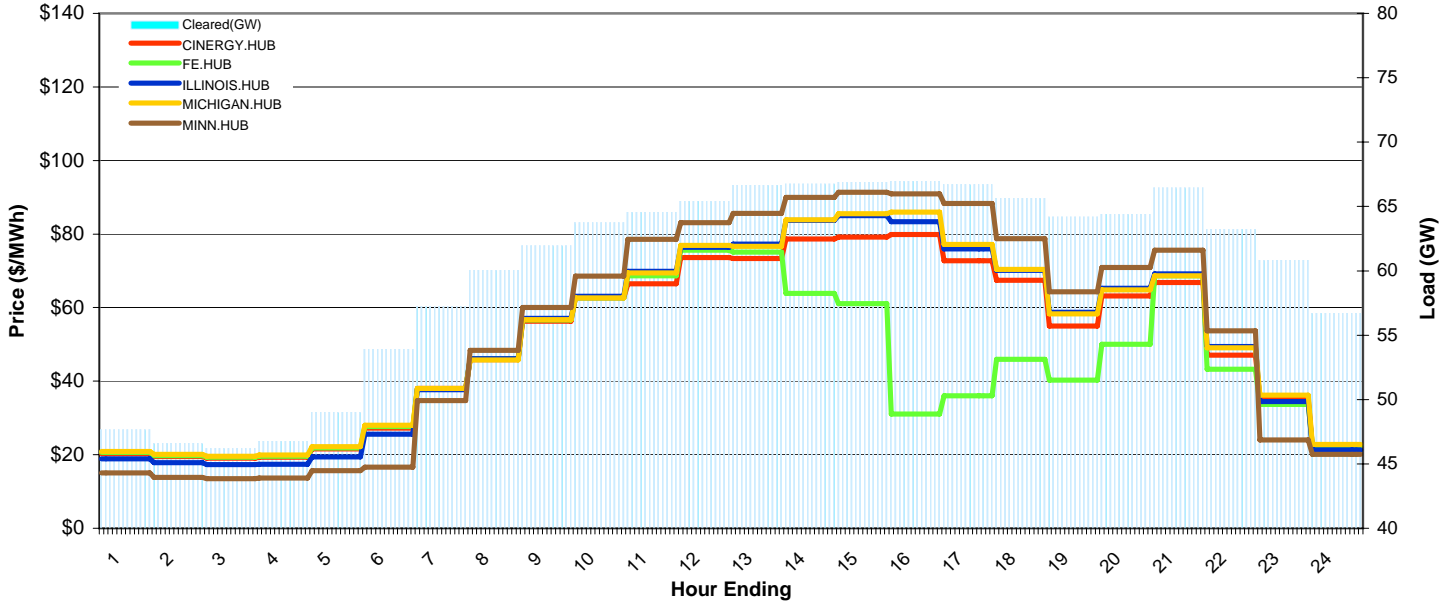
# MISO Hub Report

Delivery Day: Monday, May 21, 2007

Price Color Codes: ≤0 ≥100 ≥200

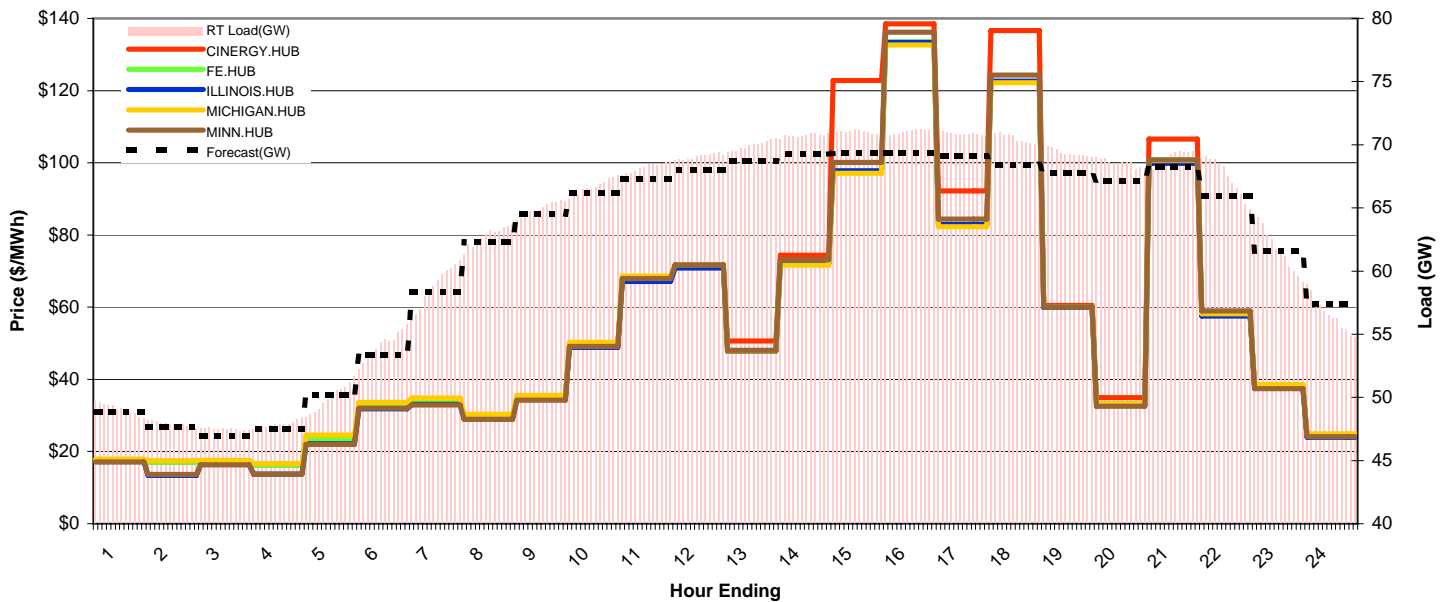
## Day-Ahead Prices and Cleared Load

	HE1	HE2	HE3	HE4	HE5	HE6	HE7	HE8	HE9	HE10	HE11	HE12	HE13	HE14	HE15	HE16	HE17	HE18	HE19	HE20	HE21	HE22	HE23	HE24
CINERGY.HUB	20.30	19.51	19.04	19.33	21.56	27.26	38.03	45.85	56.28	62.69	66.49	73.57	73.37	78.62	79.18	79.86	72.72	67.42	55.02	63.14	66.82	47.06	35.13	22.13
FE.HUB	20.58	19.77	19.30	19.60	21.85	27.63	37.94	46.11	56.66	62.64	68.62	75.65	75.08	63.83	61.08	31.10	36.00	45.90	40.27	50.04	68.63	43.28	33.65	22.44
ILLINOIS.HUB	18.88	17.85	17.34	17.44	19.38	25.59	37.65	46.08	57.08	63.10	69.91	76.43	77.30	83.74	85.04	83.37	75.93	70.14	58.72	65.26	69.14	49.40	34.42	21.28
MICHIGAN.HUB	20.88	20.07	19.60	19.90	22.18	28.05	37.99	45.77	56.69	62.68	69.43	76.91	76.64	83.91	85.52	85.99	77.20	70.41	58.30	64.81	68.65	49.05	36.18	22.78
MINN.HUB	15.04	13.84	13.50	13.67	15.65	16.64	34.75	48.42	60.01	68.58	78.59	83.10	85.63	89.98	91.38	90.96	88.30	78.75	64.33	70.88	75.58	53.68	24.03	20.14
Cleared(GW)	47.7	46.6	46.2	46.8	49.0	53.9	57.2	60.1	61.9	63.7	64.6	65.4	66.7	66.7	66.9	66.9	66.7	65.7	64.2	64.4	66.5	63.2	60.8	56.7



## Preliminary Real-Time Prices with Forecasted and Actual System Load

	HE1	HE2	HE3	HE4	HE5	HE6	HE7	HE8	HE9	HE10	HE11	HE12	HE13	HE14	HE15	HE16	HE17	HE18	HE19	HE20	HE21	HE22	HE23	HE24
CINERGY.HUB	17.60	17.15	17.18	16.29	23.56	32.74	34.05	29.47	34.86	49.26	67.59	71.30	50.65	74.38	122.77	138.50	92.17	136.60	60.47	34.97	106.60	57.94	37.92	24.24
FE.HUB	17.47	17.03	17.07	16.19	23.45	32.72	34.12	29.69	35.18	49.58	67.77	71.34	47.93	71.90	97.53	133.50	82.86	122.40	60.04	33.28	100.79	58.06	37.92	24.33
ILLINOIS.HUB	17.20	13.43	16.40	13.75	22.15	31.80	33.08	28.97	34.46	48.81	67.13	70.88	47.77	72.04	97.78	133.34	82.87	122.60	59.98	32.98	99.81	57.53	37.52	23.90
MICHIGAN.HUB	17.90	17.46	17.58	16.70	24.60	33.62	34.84	30.28	35.57	50.24	68.60	71.71	47.84	71.68	97.12	132.65	82.30	122.16	60.08	33.25	100.60	58.20	38.55	24.88
MINN.HUB	17.11	13.64	16.31	13.78	21.97	32.05	32.92	28.91	34.25	49.10	67.95	71.73	48.04	73.15	100.12	136.22	84.41	124.27	60.07	32.50	100.82	59.00	37.38	24.14
Forecasted(GW)	48.8	47.6	46.9	47.5	50.2	53.4	58.3	62.3	64.5	66.1	67.3	68.0	68.7	69.3	69.3	69.4	69.1	68.4	67.7	67.1	68.3	65.9	61.6	57.4
(RT) - (DA Load)	1.44	1.30	1.30	1.10	0.95	0.22	1.58	2.70	3.01	2.94	3.63	3.64	3.27	4.00	4.13	4.08	4.18	4.84	5.23	4.15	2.56	4.26	0.98	-0.14



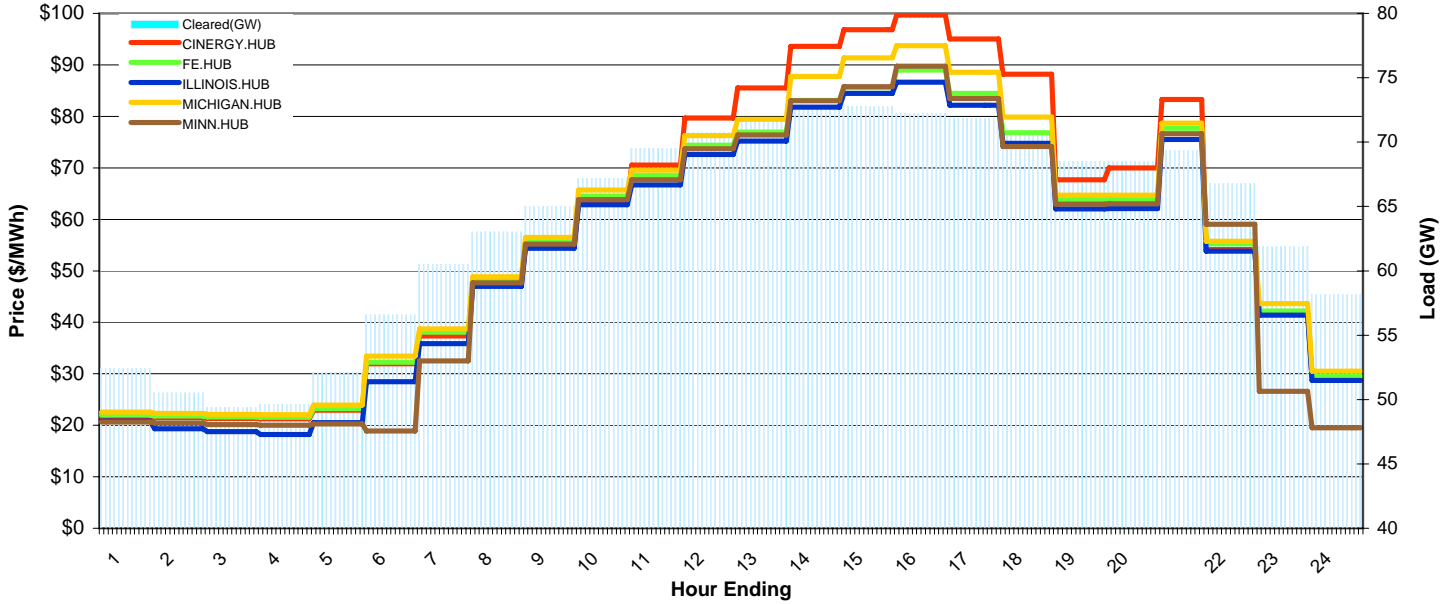
# MISO Hub Report

Delivery Day: Tuesday, May 22, 2007

Price Color Codes: ≤0 ≥100 ≥200

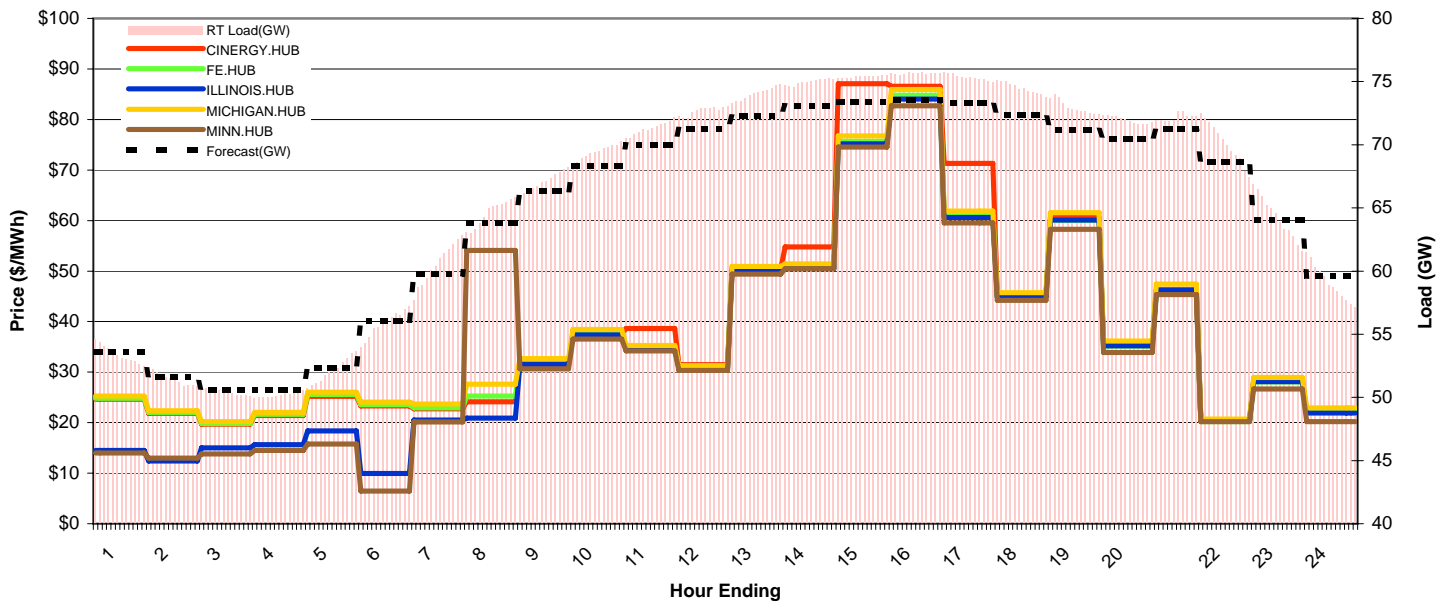
## Day-Ahead Prices and Cleared Load

	HE1	HE2	HE3	HE4	HE5	HE6	HE7	HE8	HE9	HE10	HE11	HE12	HE13	HE14	HE15	HE16	HE17	HE18	HE19	HE20	HE21	HE22	HE23	HE24
CINERGY.HUB	21.72	21.52	21.32	21.27	22.95	31.97	37.36	47.33	54.80	63.33	70.53	79.70	85.55	93.60	96.84	99.70	95.00	88.19	67.68	70.00	83.30	54.11	41.82	29.25
FE.HUB	22.01	21.81	21.61	21.56	23.24	32.26	38.09	48.33	55.96	64.54	68.51	74.41	76.97	83.09	85.56	89.00	84.47	76.83	63.83	63.89	77.70	55.28	42.21	29.54
ILLINOIS.HUB	20.83	19.30	18.74	18.19	20.52	28.45	35.88	46.97	54.39	62.86	66.67	72.60	75.23	81.78	84.48	86.64	82.19	74.79	62.04	62.08	75.51	53.80	41.38	28.74
MICHIGAN.HUB	22.54	22.33	22.13	22.09	23.91	33.41	38.70	48.85	56.52	65.67	69.55	76.28	79.40	87.77	91.34	93.74	88.56	79.85	64.69	64.69	78.67	55.75	43.65	30.51
MINN.HUB	20.64	20.43	20.16	20.02	20.23	18.92	32.49	47.68	55.21	63.81	67.68	73.71	76.38	83.04	85.77	89.76	83.44	74.15	62.98	63.03	76.66	59.05	26.60	19.49
Cleared(GW)	52.4	50.5	49.4	49.6	52.1	56.6	60.5	63.0	65.0	67.2	69.5	70.8	71.9	72.8	72.8	72.2	71.8	70.5	68.5	68.5	69.3	66.8	61.9	58.1



## Preliminary Real-Time Prices with Forecasted and Actual System Load

	HE1	HE2	HE3	HE4	HE5	HE6	HE7	HE8	HE9	HE10	HE11	HE12	HE13	HE14	HE15	HE16	HE17	HE18	HE19	HE20	HE21	HE22	HE23	HE24
CINERGY.HUB	24.61	21.82	19.68	21.42	25.18	23.31	22.74	24.16	31.83	37.69	38.61	31.50	50.32	54.77	87.10	86.55	71.30	45.18	60.59	35.45	46.35	20.27	28.30	22.23
FE.HUB	24.84	22.02	19.85	21.66	25.59	23.57	22.95	25.25	32.18	38.09	34.98	31.07	50.62	50.86	75.70	84.80	60.94	44.82	60.01	35.18	46.02	20.19	28.06	22.10
ILLINOIS.HUB	14.49	12.40	15.02	15.63	18.34	9.96	20.49	20.88	31.56	37.37	34.56	30.76	50.11	50.50	75.17	84.04	60.61	44.90	60.09	35.20	46.19	20.34	28.10	21.90
MICHIGAN.HUB	25.24	22.36	20.21	22.07	26.01	24.08	23.70	27.59	32.71	38.45	35.26	31.31	50.93	51.43	76.75	85.94	61.87	45.70	61.56	36.17	47.43	20.70	28.96	22.95
MINN.HUB	14.00	13.00	13.78	14.49	15.76	6.45	20.14	54.08	30.66	36.54	34.18	30.36	49.43	50.45	74.51	82.74	59.53	44.19	58.29	33.89	45.37	20.23	26.69	20.21
Forecasted(GW)	53.6	51.6	50.6	50.6	52.3	56.0	59.8	63.8	66.3	68.3	70.0	71.2	72.3	73.1	73.4	73.5	73.3	72.4	71.1	70.4	71.2	68.6	64.0	59.6
(RT) - (DA Load)	0.99	0.97	1.04	0.57	-0.02	-0.75	0.05	1.57	2.04	2.27	1.78	1.91	2.14	2.18	2.59	3.42	3.49	3.99	4.49	3.46	2.84	3.39	2.34	0.91



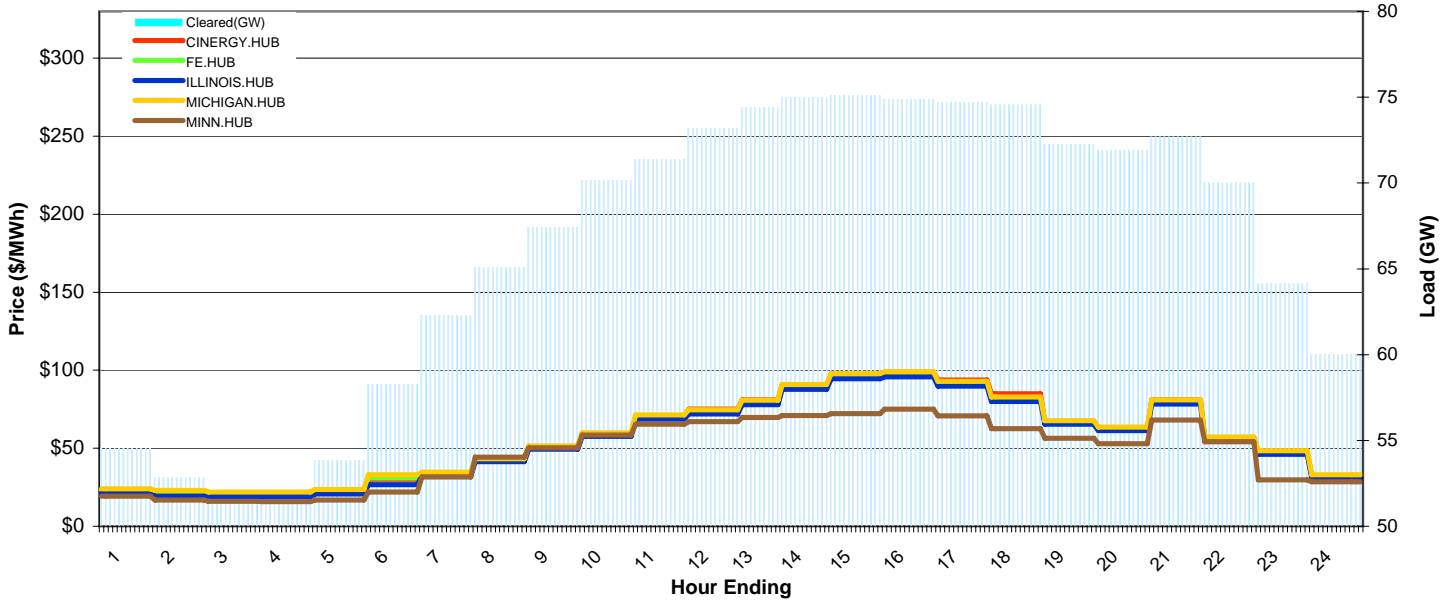
# MISO Hub Report

Delivery Day: Wednesday, May 23, 2007

Price Color Codes: ≤0 ≥100 ≥200

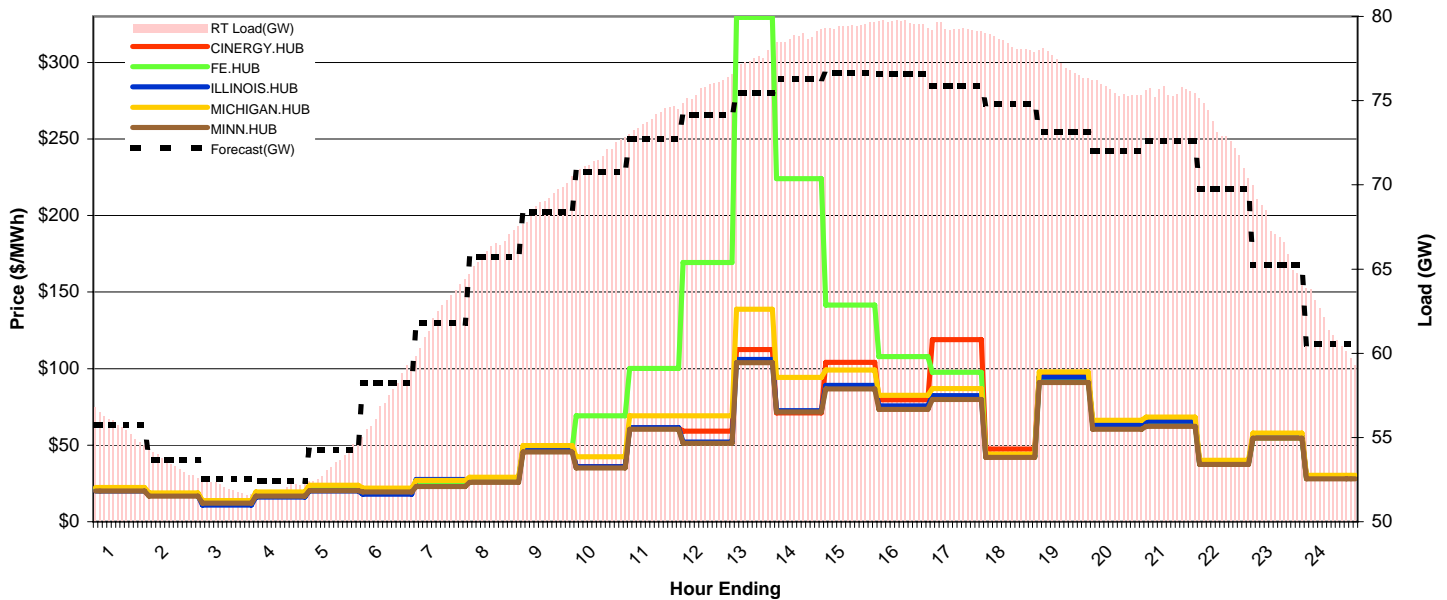
## Day-Ahead Prices and Cleared Load

	HE1	HE2	HE3	HE4	HE5	HE6	HE7	HE8	HE9	HE10	HE11	HE12	HE13	HE14	HE15	HE16	HE17	HE18	HE19	HE20	HE21	HE22	HE23	HE24
CINERGY.HUB	23.08	22.06	21.04	21.00	22.74	30.24	33.49	41.94	49.87	58.01	69.94	75.00	81.00	90.70	97.21	98.64	93.74	85.00	66.38	61.55	81.05	55.56	46.64	31.91
FE.HUB	23.35	22.30	21.27	21.23	22.99	30.96	34.18	42.88	50.93	59.24	70.56	73.97	80.07	89.72	96.53	97.86	91.82	81.88	66.96	62.73	80.03	56.70	47.07	32.32
ILLINOIS.HUB	21.05	19.37	19.05	19.04	20.78	26.67	32.34	41.48	49.50	57.58	68.76	71.92	77.95	87.87	94.50	95.72	89.76	80.06	65.50	61.36	78.25	55.20	46.15	30.90
MICHIGAN.HUB	23.97	22.94	21.88	21.85	23.68	33.01	34.59	43.37	51.42	59.80	71.32	74.66	80.88	90.94	97.80	99.09	92.93	82.87	67.78	63.49	81.00	57.27	48.43	33.08
MINN.HUB	19.21	16.90	16.09	15.69	16.72	21.96	31.53	44.22	50.25	58.45	65.35	67.08	69.66	70.93	72.21	75.01	70.68	62.49	56.38	52.98	68.05	54.21	29.65	28.44
Cleared(GW)	54.5	52.8	51.9	51.9	53.8	58.3	62.3	65.1	67.4	70.1	71.4	73.2	74.4	75.0	75.1	74.9	74.7	74.6	72.2	71.9	72.7	70.0	64.1	60.0



## Preliminary Real-Time Prices with Forecasted and Actual System Load

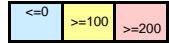
	HE1	HE2	HE3	HE4	HE5	HE6	HE7	HE8	HE9	HE10	HE11	HE12	HE13	HE14	HE15	HE16	HE17	HE18	HE19	HE20	HE21	HE22	HE23	HE24
CINERGY.HUB	21.56	18.11	13.34	18.64	22.66	21.10	25.62	27.54	47.61	35.89	61.25	59.17	112.49	71.10	103.99	79.62	118.99	47.43	94.89	63.91	65.83	38.48	56.03	29.14
FE.HUB	21.49	18.06	13.29	18.58	22.62	21.11	25.60	27.55	47.50	69.22	100.12	169.37	329.30	224.02	141.57	107.89	97.69	42.70	94.10	63.48	65.37	37.97	54.72	28.38
ILLINOIS.HUB	20.01	17.23	10.86	16.10	20.06	17.87	27.64	27.05	47.71	36.02	61.47	51.99	105.89	72.45	88.93	75.71	82.38	42.94	94.55	63.53	65.53	38.55	56.04	28.95
MICHIGAN.HUB	22.42	18.83	13.83	19.53	23.81	21.92	27.04	29.01	49.64	42.36	69.26	69.24	138.67	94.35	98.96	82.57	86.94	44.10	97.86	66.23	68.39	40.08	57.80	30.22
MINN.HUB	20.02	16.75	12.14	16.65	20.22	19.37	22.89	25.62	45.52	35.01	60.32	51.11	103.83	71.64	86.81	73.35	79.88	42.08	90.82	60.31	62.37	37.46	54.50	28.03
Forecasted(GW)	55.8	53.6	52.5	52.4	54.2	58.2	61.8	65.7	68.4	70.8	72.7	74.2	75.5	76.3	76.7	76.6	75.9	74.8	73.1	72.0	72.6	69.8	65.3	60.6
(RT) - (DA Load)	1.10	0.54	0.15	0.07	-0.38	-1.01	0.11	1.17	1.67	1.60	2.61	2.58	3.11	3.78	4.32	4.76	4.56	3.82	4.93	3.73	2.85	2.91	2.89	1.49



# MISO Hub Report

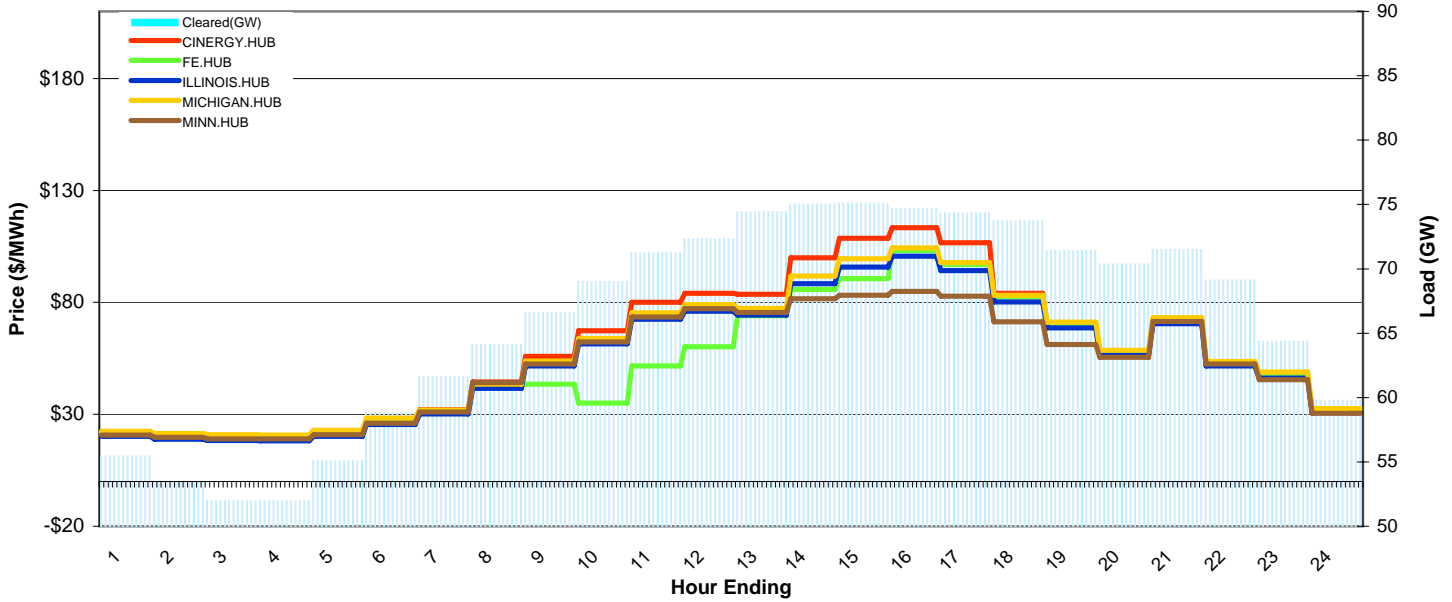
Delivery Day: Thursday, May 24, 2007

Price Color Codes:



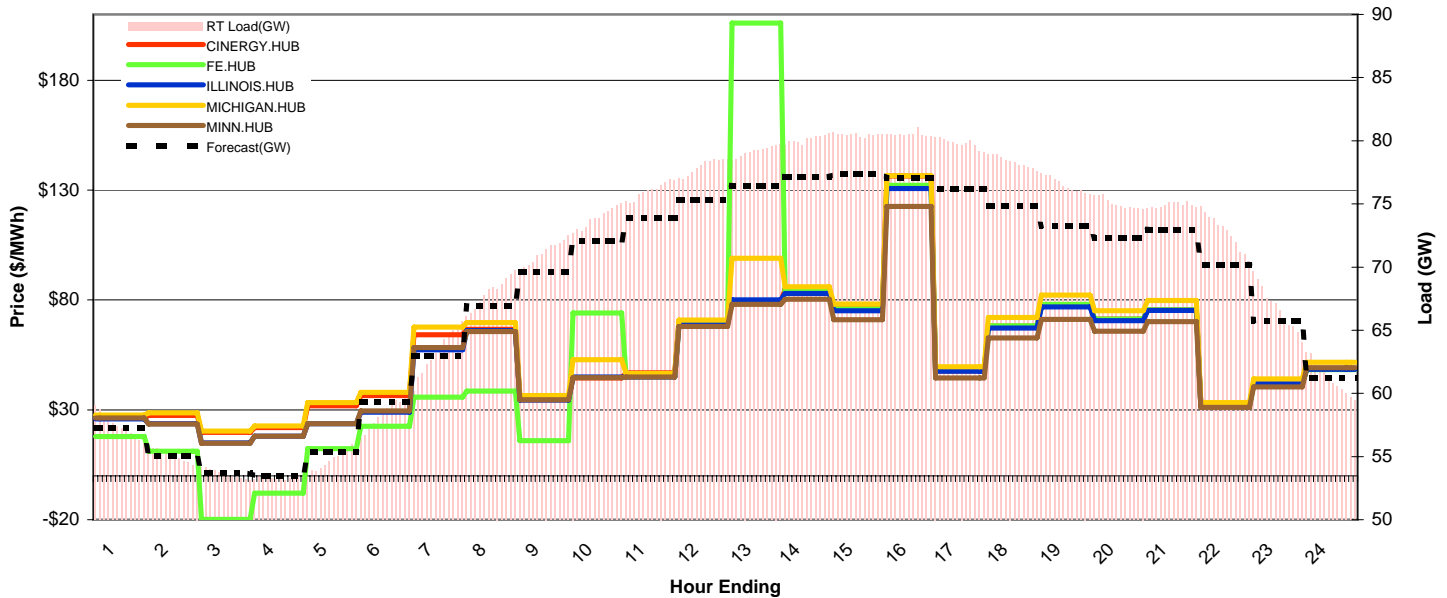
## Day-Ahead Prices and Cleared Load

	HE1	HE2	HE3	HE4	HE5	HE6	HE7	HE8	HE9	HE10	HE11	HE12	HE13	HE14	HE15	HE16	HE17	HE18	HE19	HE20	HE21	HE22	HE23	HE24
CINERGY.HUB	21.68	20.69	20.06	19.99	22.00	27.31	32.00	44.53	55.91	67.39	80.00	84.04	83.63	100.00	108.68	113.34	106.59	84.02	69.16	56.83	71.66	52.05	47.13	31.50
FE.HUB	21.98	20.97	20.33	20.26	22.30	27.68	31.44	42.97	43.48	35.00	51.68	60.22	74.10	85.77	90.61	103.21	96.88	82.48	70.60	58.03	72.47	53.15	47.76	31.68
ILLINOIS.HUB	20.16	18.94	18.25	18.17	20.13	25.51	30.17	41.57	51.65	61.45	72.43	76.12	74.31	88.41	95.84	100.59	94.15	80.19	68.65	56.41	70.44	51.66	46.17	30.86
MICHIGAN.HUB	22.50	21.47	20.82	20.75	22.93	28.36	31.84	43.51	53.72	63.93	75.31	79.11	77.31	91.82	99.57	104.43	97.79	83.25	71.25	58.58	73.17	53.67	48.85	32.65
MINN.HUB	20.68	19.67	19.04	18.98	20.90	26.07	31.10	44.24	52.43	62.35	73.51	77.27	75.42	81.67	83.18	84.91	82.77	71.37	61.18	55.42	71.50	52.44	45.46	30.39
Cleared(GW)	55.5	53.4	52.0	52.0	55.1	58.8	61.6	64.1	66.6	69.0	71.2	72.4	74.4	75.0	75.1	74.7	74.3	73.7	71.4	70.4	71.5	69.2	64.4	59.8



## Preliminary Real-Time Prices with Forecasted and Actual System Load

	HE1	HE2	HE3	HE4	HE5	HE6	HE7	HE8	HE9	HE10	HE11	HE12	HE13	HE14	HE15	HE16	HE17	HE18	HE19	HE20	HE21	HE22	HE23	HE24
CINERGY.HUB	26.17	27.46	19.82	22.02	31.87	36.45	64.24	66.63	34.57	44.58	46.89	69.69	78.94	85.08	76.69	136.41	47.80	68.13	77.79	71.26	75.57	31.95	42.21	48.90
FE.HUB	17.92	11.14	-19.92	-7.98	12.39	22.51	35.86	38.53	15.93	74.03	45.14	69.03	206.06	83.94	75.95	132.17	48.09	68.26	78.04	71.36	75.58	31.84	41.79	48.28
ILLINOIS.HUB	25.84	23.73	15.00	17.95	23.77	28.98	57.31	66.02	34.42	44.91	44.91	68.71	80.00	82.96	75.09	130.77	47.54	67.31	76.85	70.60	75.21	31.94	41.84	48.39
MICHIGAN.HUB	27.60	28.72	20.40	22.75	33.34	38.03	67.62	69.71	36.49	52.81	46.61	70.89	98.95	85.97	78.19	136.59	49.65	72.01	82.27	75.17	79.80	33.26	44.13	51.73
MINN.HUB	26.32	23.49	14.77	18.01	23.65	29.56	58.36	65.61	34.63	44.69	45.00	68.01	78.01	80.30	71.05	122.58	44.46	62.72	71.20	65.82	70.16	31.11	40.46	49.20
Forecasted(GW)	57.3	55.0	53.7	53.5	55.3	59.3	63.0	66.9	69.6	72.0	73.9	75.3	76.5	77.2	77.3	77.1	76.2	74.8	73.3	72.3	72.9	70.2	65.7	61.2
(RT) - (DA Load)	1.96	1.64	1.59	1.34	-0.30	-0.46	1.65	3.85	4.49	4.83	4.78	5.57	4.73	5.06	5.35	5.82	5.47	4.58	5.06	4.62	3.38	3.61	2.36	1.39





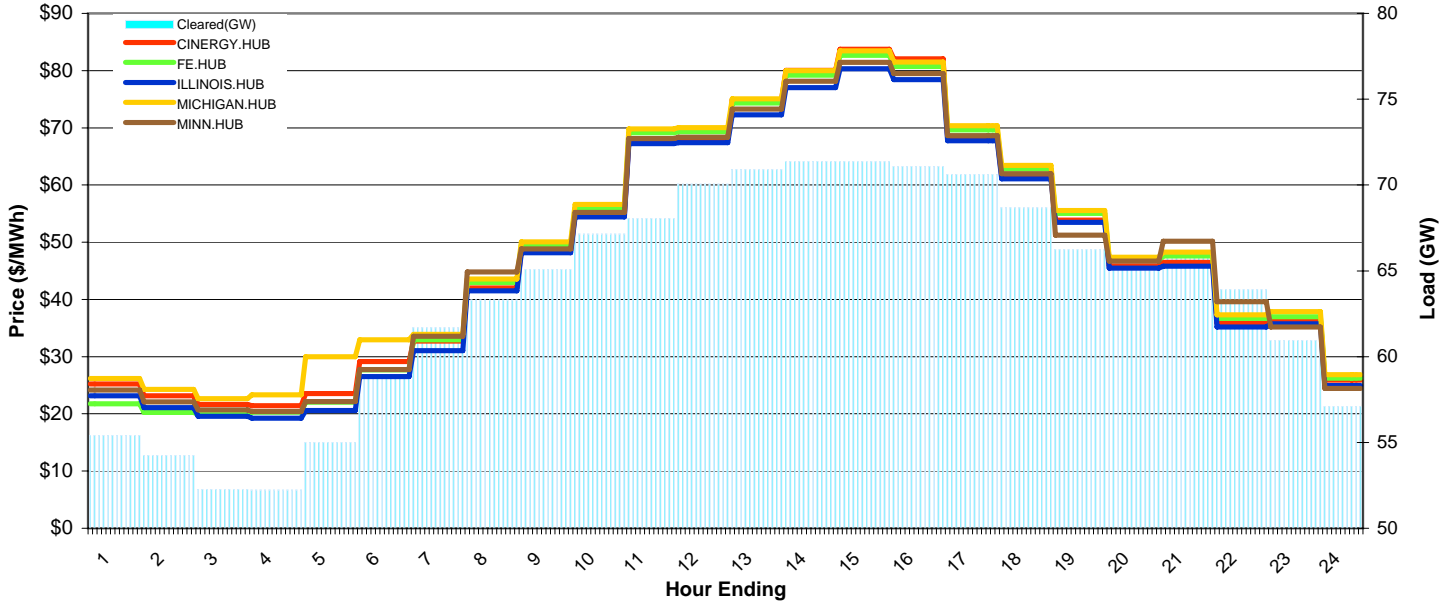
# MISO Hub Report

Delivery Day: Friday, May 25, 2007

Price Color Codes: ≤0 ≥100 ≥200

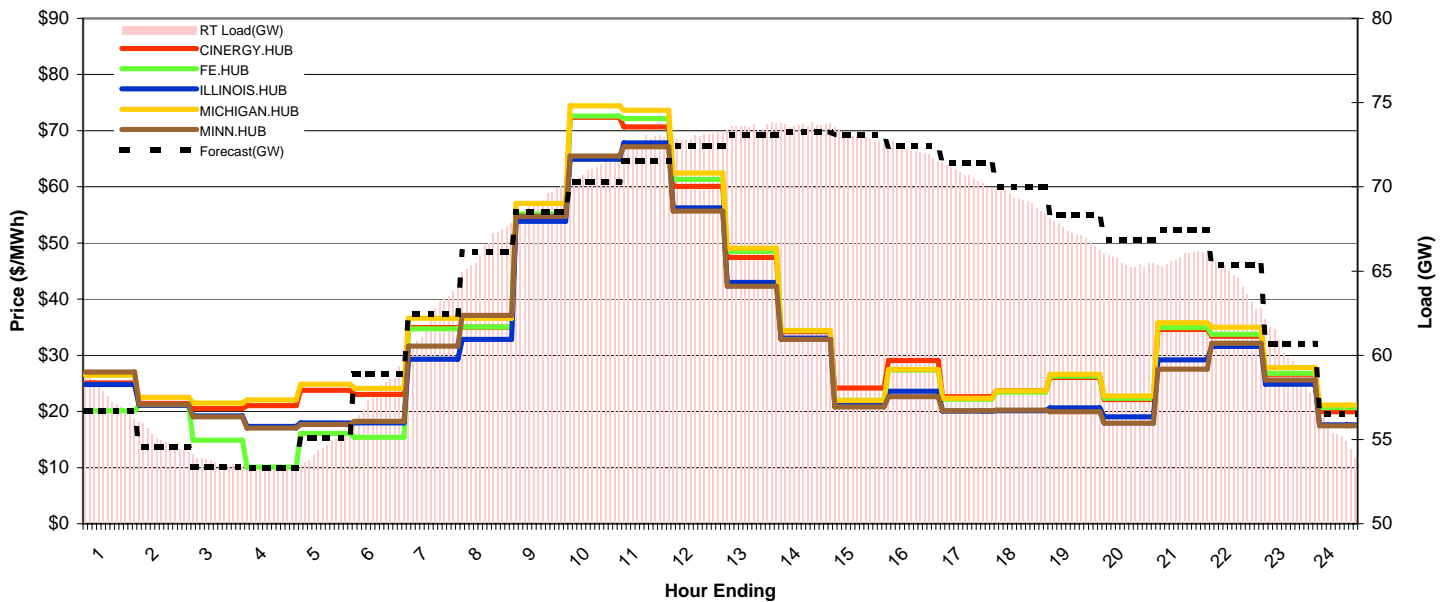
## Day-Ahead Prices and Cleared Load

	HE1	HE2	HE3	HE4	HE5	HE6	HE7	HE8	HE9	HE10	HE11	HE12	HE13	HE14	HE15	HE16	HE17	HE18	HE19	HE20	HE21	HE22	HE23	HE24
CINERGY.HUB	25.23	23.13	21.63	21.44	23.55	29.14	32.74	42.02	48.50	54.84	67.72	67.89	74.88	80.05	83.73	82.08	68.22	61.53	53.89	45.88	46.51	35.85	36.49	25.91
FE.HUB	21.76	20.26	19.84	20.28	22.03	27.67	32.94	42.97	49.53	56.01	69.15	69.32	74.35	79.23	82.67	80.70	69.65	62.82	55.02	46.87	47.60	36.72	36.98	26.25
ILLINOIS.HUB	23.17	21.11	19.58	19.23	20.56	26.50	31.05	41.51	48.14	54.43	67.21	67.38	72.27	77.01	80.35	78.44	67.71	61.07	53.49	45.49	45.82	35.21	35.74	24.96
MICHIGAN.HUB	26.20	24.26	22.68	23.30	29.99	32.92	33.89	43.56	50.09	56.58	69.83	70.01	75.05	79.99	83.45	81.48	70.34	63.45	55.56	47.37	48.29	37.30	37.85	26.86
MINN.HUB	24.16	22.12	20.67	20.42	22.16	27.74	33.54	44.79	48.83	55.22	68.15	68.38	73.26	78.13	81.46	79.50	68.61	61.99	51.21	46.71	50.17	39.59	35.20	24.44
Cleared(GW)	55.4	54.3	52.3	52.2	55.0	58.9	61.7	63.3	65.1	67.2	68.1	70.1	70.9	71.4	71.4	71.1	70.6	68.7	66.2	65.2	66.2	63.9	61.0	57.1



## Preliminary Real-Time Prices with Forecasted and Actual System Load

	HE1	HE2	HE3	HE4	HE5	HE6	HE7	HE8	HE9	HE10	HE11	HE12	HE13	HE14	HE15	HE16	HE17	HE18	HE19	HE20	HE21	HE22	HE23	HE24
CINERGY.HUB	25.10	21.42	20.52	21.05	23.74	23.04	34.92	35.02	54.71	72.37	70.67	60.07	47.45	34.21	24.18	29.07	22.62	23.68	26.04	22.11	34.57	33.42	26.62	19.95
FE.HUB	20.11	21.09	14.85	10.09	16.10	15.40	34.70	35.07	55.17	72.63	72.16	61.35	48.49	34.35	21.98	27.38	22.20	23.41	26.26	22.33	34.94	33.73	26.81	20.69
ILLINOIS.HUB	24.82	21.10	19.22	17.34	17.96	17.93	29.29	32.84	53.85	64.91	67.80	56.25	43.00	33.04	21.21	23.62	20.09	20.11	20.66	19.03	29.16	31.57	24.86	17.61
MICHIGAN.HUB	26.43	22.51	21.50	22.03	24.83	24.10	36.59	36.59	57.08	74.44	73.65	62.47	49.06	34.42	21.96	27.49	22.37	23.65	26.63	22.76	35.80	35.02	27.79	21.12
MINN.HUB	27.00	21.20	19.04	17.03	17.66	18.26	31.65	37.11	54.77	65.48	67.17	55.71	42.31	32.85	20.81	22.65	20.12	20.25	19.94	17.87	27.52	32.16	25.62	17.43
Forecasted(GW)	56.7	54.5	53.3	53.3	55.1	58.9	62.4	66.1	68.5	70.3	71.5	72.4	73.1	73.3	73.1	72.4	71.4	70.0	68.3	66.8	67.4	65.4	60.7	56.5
(RT) - (DA Load)	2.13	0.75	1.39	1.10	-0.42	-1.01	0.57	3.14	4.09	3.99	4.71	2.95	2.70	2.30	1.63	1.04	0.08	0.55	0.99	0.31	-0.36	0.51	-1.26	-1.68



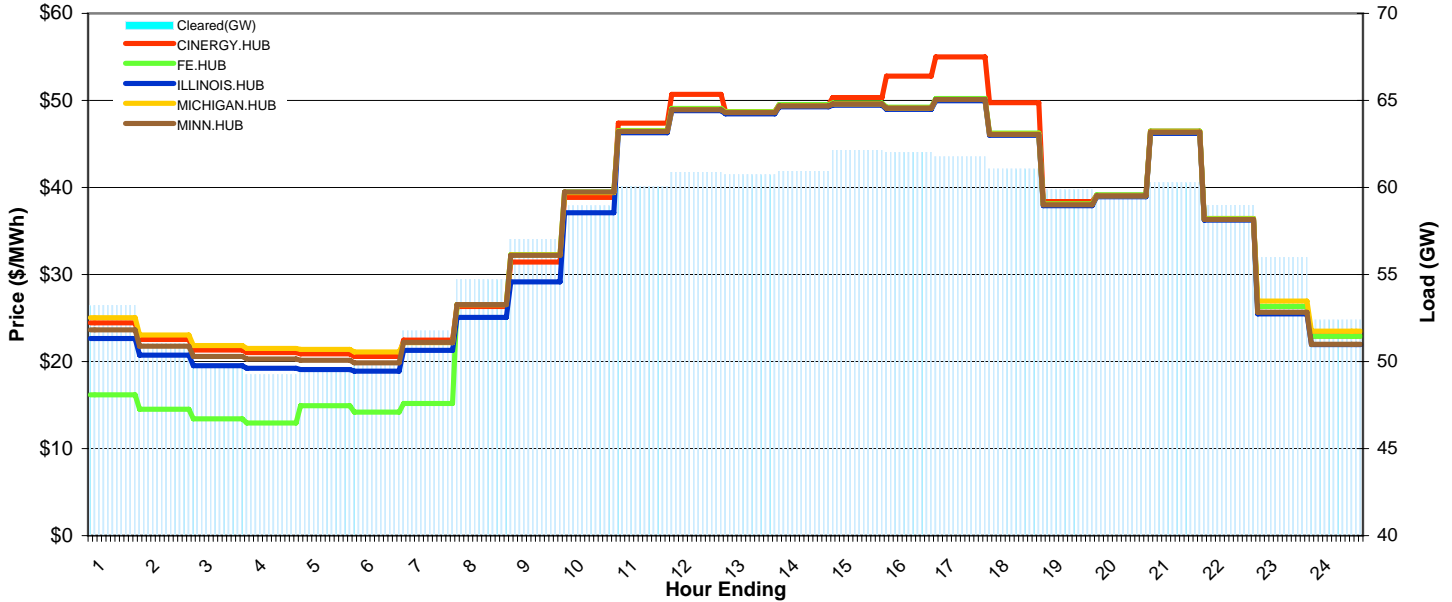
# MISO Hub Report

Delivery Day: Saturday, May 26, 2007

Price Color Codes: <=0 >=100 >=200

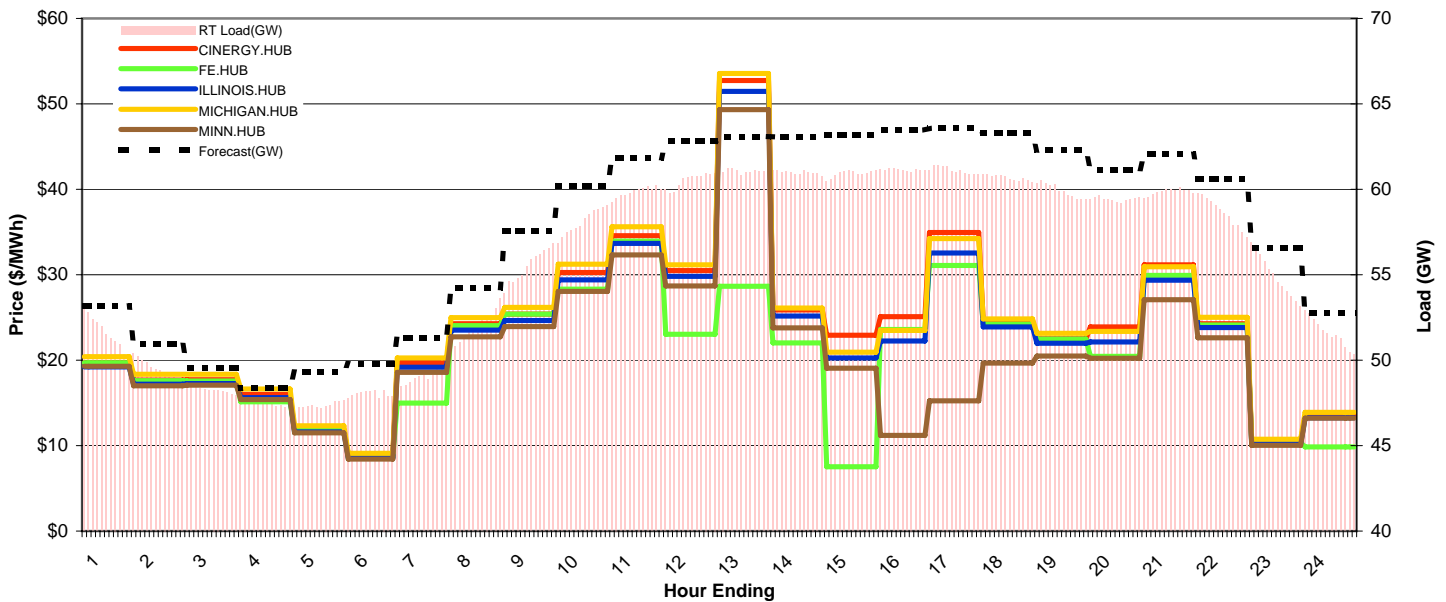
## Day-Ahead Prices and Cleared Load

	HE1	HE2	HE3	HE4	HE5	HE6	HE7	HE8	HE9	HE10	HE11	HE12	HE13	HE14	HE15	HE16	HE17	HE18	HE19	HE20	HE21	HE22	HE23	HE24
CINERGY.HUB	24.45	22.53	21.34	21.02	20.89	20.59	22.47	26.34	31.45	38.85	47.38	50.71	48.72	49.51	50.33	52.78	55.01	49.73	38.37	39.13	46.46	36.43	26.33	22.93
FE.HUB	16.16	14.53	13.43	12.94	14.93	14.18	15.17	26.56	32.29	39.49	46.56	49.08	48.73	49.52	49.72	49.22	50.23	46.24	38.12	39.14	46.47	36.44	26.31	22.91
ILLINOIS.HUB	22.63	20.72	19.54	19.23	19.09	18.89	21.28	25.08	29.16	37.10	46.30	48.81	48.47	49.25	49.45	48.96	49.95	45.99	37.92	38.93	46.22	36.24	25.46	21.96
MICHIGAN.HUB	25.03	23.06	21.85	21.52	21.40	21.09	22.17	26.54	32.26	39.40	46.46	48.97	48.63	49.41	49.61	49.12	50.12	46.14	38.04	39.05	46.38	36.36	26.95	23.48
MINN.HUB	23.65	21.76	20.60	20.29	20.15	19.87	22.21	26.55	32.22	39.47	46.44	48.95	48.61	49.39	49.59	49.10	50.10	46.12	38.02	39.04	46.35	36.34	25.67	21.97
Cleared(GW)	53.2	51.1	49.7	49.2	49.4	50.0	51.8	54.7	57.0	59.0	60.1	60.9	60.7	60.9	62.1	62.0	61.8	61.1	59.9	59.6	60.3	59.0	56.0	52.4



## Preliminary Real-Time Prices with Forecasted and Actual System Load

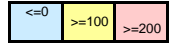
	HE1	HE2	HE3	HE4	HE5	HE6	HE7	HE8	HE9	HE10	HE11	HE12	HE13	HE14	HE15	HE16	HE17	HE18	HE19	HE20	HE21	HE22	HE23	HE24
CINERGY.HUB	19.70	17.67	17.71	15.99	11.89	8.79	19.70	24.28	25.40	30.27	34.57	30.49	52.74	25.87	22.93	25.10	34.95	24.67	22.52	23.90	31.15	24.28	10.42	13.53
FE.HUB	19.70	17.62	17.56	15.12	11.78	8.70	14.99	24.05	25.41	28.31	33.94	23.05	28.66	22.02	7.51	23.58	31.10	24.22	22.46	20.44	29.93	24.13	10.35	9.86
ILLINOIS.HUB	19.20	17.20	17.28	15.60	11.61	8.58	19.16	23.52	24.65	29.39	33.67	29.80	51.47	25.16	20.28	22.24	32.56	23.88	22.00	22.13	29.35	23.83	10.22	13.25
MICHIGAN.HUB	20.41	18.34	18.37	16.63	12.33	9.09	20.28	24.97	26.19	31.24	35.61	31.16	53.54	26.11	20.94	23.48	34.23	24.84	23.15	23.36	30.95	25.01	10.75	13.91
MINN.HUB	19.27	16.99	17.07	15.41	11.51	8.42	18.58	22.75	23.93	28.05	32.34	28.68	49.33	23.80	19.06	11.20	15.25	19.68	20.47	20.24	27.07	22.61	10.02	13.22
Forecasted(GW)	53.2	50.9	49.6	48.4	49.3	49.8	51.3	54.2	57.5	60.2	61.8	62.8	63.1	63.1	63.2	63.5	63.6	63.3	62.3	61.1	62.0	60.6	56.6	52.8
(RT) - (DA Load)	-1.61	-1.60	-1.43	-1.69	-2.10	-1.97	-2.71	-2.74	-1.50	-0.87	-0.22	-0.34	0.32	0.04	-1.23	-0.91	-0.65	-0.40	0.03	-0.25	-0.43	-0.35	-1.05	-0.81



# MISO Hub Report

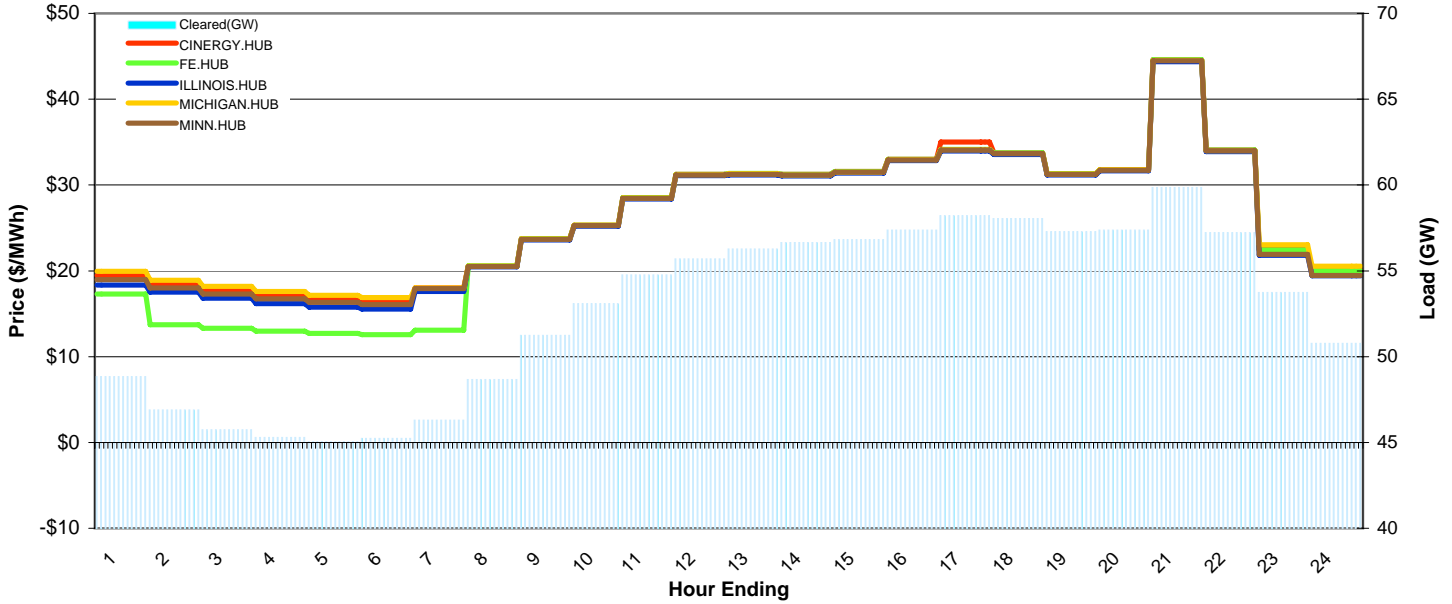
Delivery Day: Sunday, May 27, 2007

Price Color Codes:



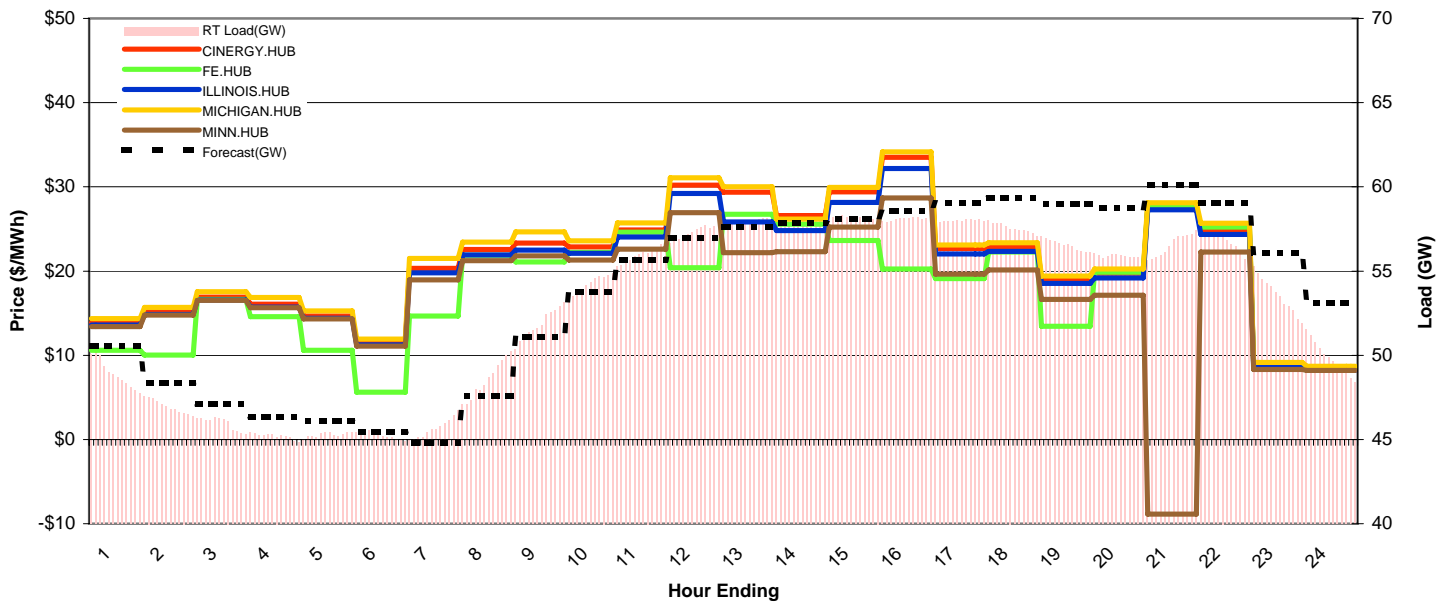
## Day-Ahead Prices and Cleared Load

	HE1	HE2	HE3	HE4	HE5	HE6	HE7	HE8	HE9	HE10	HE11	HE12	HE13	HE14	HE15	HE16	HE17	HE18	HE19	HE20	HE21	HE22	HE23	HE24
CINERGY.HUB	19.46	18.47	17.76	17.19	16.76	16.49	18.00	20.55	23.73	25.32	28.51	31.24	31.33	31.23	31.56	33.00	35.00	33.74	31.31	31.81	44.60	34.07	22.48	20.05
FE.HUB	17.30	13.71	13.29	12.96	12.71	12.55	13.07	20.56	23.74	25.33	28.51	31.25	31.34	31.24	31.57	33.01	34.17	33.75	31.32	31.82	44.61	34.07	22.46	20.03
ILLINOIS.HUB	18.35	17.53	16.81	16.19	15.78	15.56	17.61	20.45	23.61	25.19	28.36	31.08	31.17	31.07	31.40	32.83	33.98	33.56	31.15	31.64	44.37	33.89	21.81	19.41
MICHIGAN.HUB	19.93	18.91	18.18	17.60	17.15	16.89	17.99	20.54	23.72	25.30	28.49	31.21	31.30	31.17	31.50	32.94	34.10	33.68	31.28	31.79	44.53	34.00	23.03	20.54
MINN.HUB	18.96	18.00	17.31	16.75	16.33	16.07	17.94	20.51	23.68	25.26	28.44	31.17	31.26	31.16	31.49	32.92	34.08	33.66	31.24	31.73	44.49	33.99	21.92	19.45
Cleared(GW)	48.8	46.9	45.7	45.3	45.1	45.2	46.3	48.7	51.3	53.1	54.8	55.7	56.3	56.6	56.8	57.4	58.2	58.0	57.3	57.4	59.9	57.2	53.7	50.8



## Preliminary Real-Time Prices with Forecasted and Actual System Load

	HE1	HE2	HE3	HE4	HE5	HE6	HE7	HE8	HE9	HE10	HE11	HE12	HE13	HE14	HE15	HE16	HE17	HE18	HE19	HE20	HE21	HE22	HE23	HE24
CINERGY.HUB	13.88	15.14	16.90	16.05	14.66	11.44	20.33	22.57	23.31	22.85	24.89	30.22	29.37	26.59	29.39	33.52	22.67	22.92	19.04	19.74	27.54	24.92	8.87	8.40
FE.HUB	10.59	10.01	16.65	14.60	10.61	5.62	14.66	21.89	21.10	22.22	24.62	20.38	26.76	25.55	23.62	20.25	19.12	22.26	13.44	19.85	27.65	25.21	8.96	8.48
ILLINOIS.HUB	13.59	14.85	16.57	15.72	14.39	11.23	19.80	21.93	22.47	22.12	24.06	29.23	25.84	24.80	28.16	32.17	22.02	22.34	18.53	19.20	27.26	24.36	8.68	8.21
MICHIGAN.HUB	14.34	15.69	17.56	16.85	15.26	11.91	21.49	23.42	24.66	23.59	25.73	31.06	30.01	26.17	29.93	34.14	23.11	23.38	19.41	20.26	28.11	25.68	9.16	8.71
MINN.HUB	13.42	14.78	16.53	15.66	14.31	11.10	18.97	21.23	21.81	21.32	22.61	26.95	22.20	22.31	25.22	28.70	19.64	20.15	16.65	17.14	-8.87	22.25	8.31	8.21
Forecasted(GW)	50.5	48.4	47.1	46.3	46.1	45.4	44.8	47.6	51.1	53.8	55.7	57.0	57.6	57.8	58.1	58.5	59.0	59.3	59.0	58.7	60.1	59.0	56.1	53.1
(RT) - (DA Load)	0.06	0.04	0.19	-0.12	0.21	0.02	-0.65	-0.12	0.58	1.10	1.20	1.61	1.72	1.53	1.34	0.69	-0.22	-0.51	-0.75	-1.53	-3.33	-0.47	-0.17	-0.96



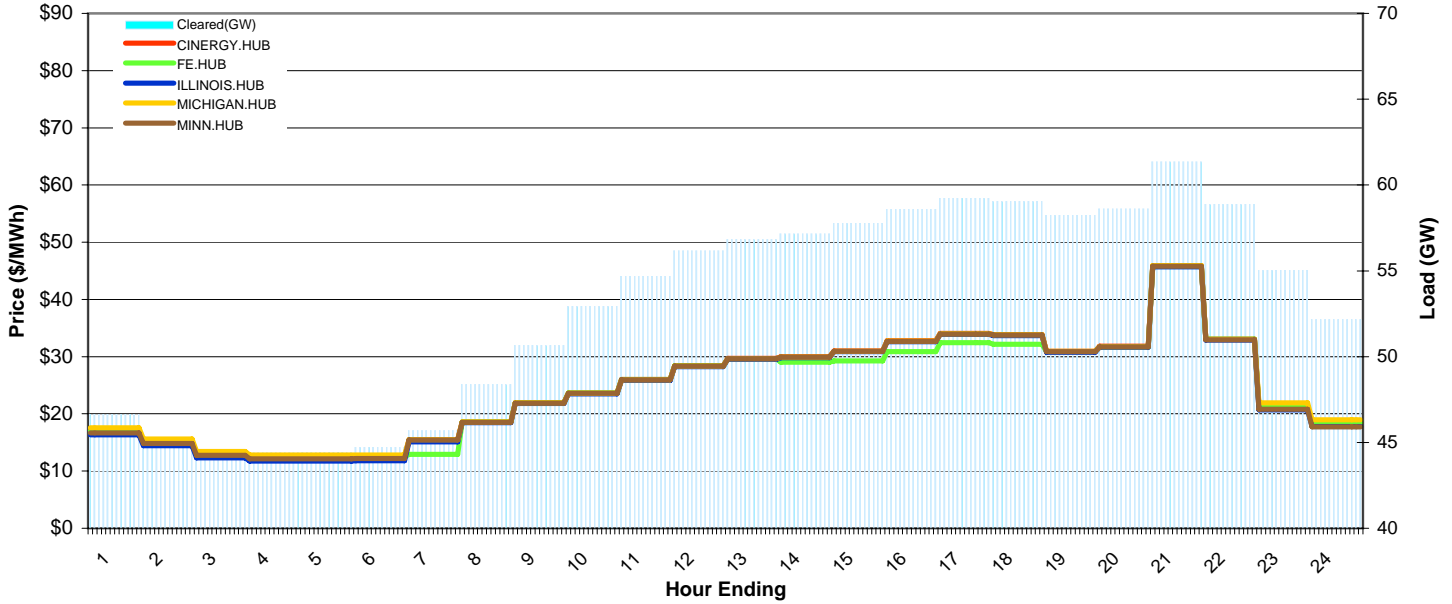
# MISO Hub Report

Delivery Day: Monday, May 28, 2007

Price Color Codes: <=0 >=100 >=200

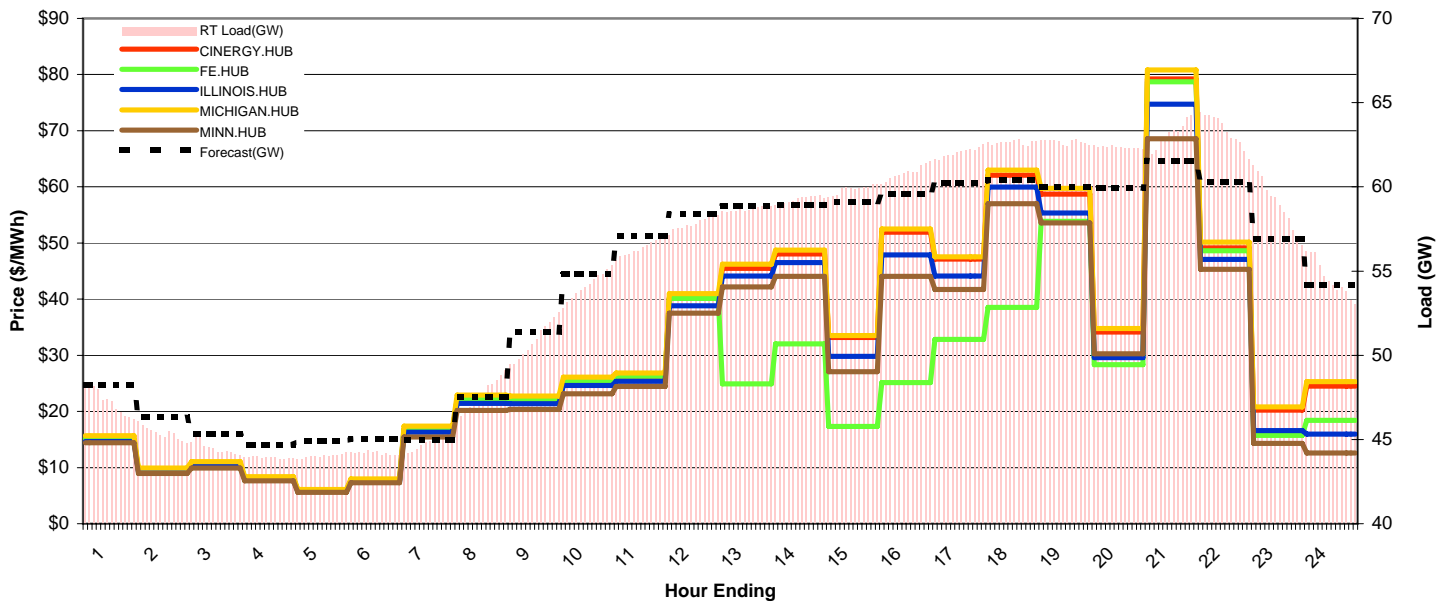
## Day-Ahead Prices and Cleared Load

	HE1	HE2	HE3	HE4	HE5	HE6	HE7	HE8	HE9	HE10	HE11	HE12	HE13	HE14	HE15	HE16	HE17	HE18	HE19	HE20	HE21	HE22	HE23	HE24
CINERGY.HUB	17.12	15.20	13.08	12.49	12.49	12.49	15.46	18.55	21.92	23.63	25.99	28.40	29.70	29.99	31.01	32.76	34.06	33.86	30.95	31.81	45.94	33.04	21.38	18.48
FE.HUB	16.99	15.19	13.07	12.48	12.48	12.48	12.92	18.55	21.93	23.64	26.00	28.41	29.60	29.01	29.27	30.85	32.46	32.17	30.85	31.67	45.76	33.05	21.36	18.47
ILLINOIS.HUB	16.31	14.43	12.31	11.73	11.76	11.81	15.11	18.45	21.81	23.51	25.85	28.25	29.54	29.83	30.85	32.59	33.88	33.69	30.78	31.64	45.70	32.87	20.72	17.78
MICHIGAN.HUB	17.55	15.59	13.42	12.82	12.82	12.82	15.47	18.55	21.92	23.62	25.97	28.38	29.67	29.94	30.96	32.71	34.01	33.82	30.92	31.79	45.90	33.00	21.91	18.94
MINN.HUB	16.68	14.81	12.73	12.16	12.16	12.17	15.42	18.50	21.87	23.58	25.93	28.34	29.63	29.92	30.94	32.68	33.98	33.78	30.87	31.73	45.83	32.96	20.79	17.75
Cleared(GW)	46.7	45.2	44.5	44.4	44.4	44.7	45.7	48.4	50.6	52.9	54.7	56.2	56.8	57.1	57.8	58.6	59.2	59.0	58.2	58.6	61.4	58.9	55.0	52.2



## Preliminary Real-Time Prices with Forecasted and Actual System Load

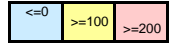
	HE1	HE2	HE3	HE4	HE5	HE6	HE7	HE8	HE9	HE10	HE11	HE12	HE13	HE14	HE15	HE16	HE17	HE18	HE19	HE20	HE21	HE22	HE23	HE24
CINERGY.HUB	15.03	9.48	10.63	8.07	5.89	7.68	16.80	22.18	22.16	25.48	26.27	40.17	45.50	48.03	33.16	51.94	47.11	62.09	58.69	34.16	79.23	49.14	20.24	24.53
FE.HUB	15.17	9.59	10.73	8.13	5.92	7.72	16.80	22.13	22.18	25.47	26.28	40.12	24.88	32.02	17.31	25.12	32.83	38.54	53.86	28.30	78.70	48.63	15.73	18.43
ILLINOIS.HUB	14.65	9.23	10.34	7.86	5.74	7.48	16.29	21.44	21.39	24.62	25.39	38.83	44.09	46.51	29.83	47.88	44.10	59.98	55.34	29.58	74.73	47.09	16.56	15.97
MICHIGAN.HUB	15.65	9.93	11.07	8.37	6.10	7.96	17.40	22.93	22.74	26.08	26.85	40.96	46.22	48.71	33.49	52.47	47.56	62.99	59.72	34.79	80.82	50.18	20.78	25.31
MINN.HUB	14.43	8.95	9.92	7.66	5.60	7.27	15.44	20.18	20.32	23.15	24.46	37.53	42.20	44.04	27.07	44.08	41.72	57.00	53.60	30.25	68.58	45.33	14.32	12.60
Forecasted(GW)	48.2	46.3	45.3	44.7	44.9	45.0	45.0	47.5	51.4	54.8	57.1	58.4	58.9	58.9	59.1	59.6	60.2	60.4	60.0	59.9	61.6	60.3	56.9	54.2
(RT) - (DA Load)	0.60	0.18	0.04	-0.47	-0.43	-0.52	-0.83	-0.74	0.25	1.22	1.66	1.65	1.84	2.11	2.06	2.27	2.80	3.60	4.42	3.75	1.85	4.50	3.96	2.43



# MISO Hub Report

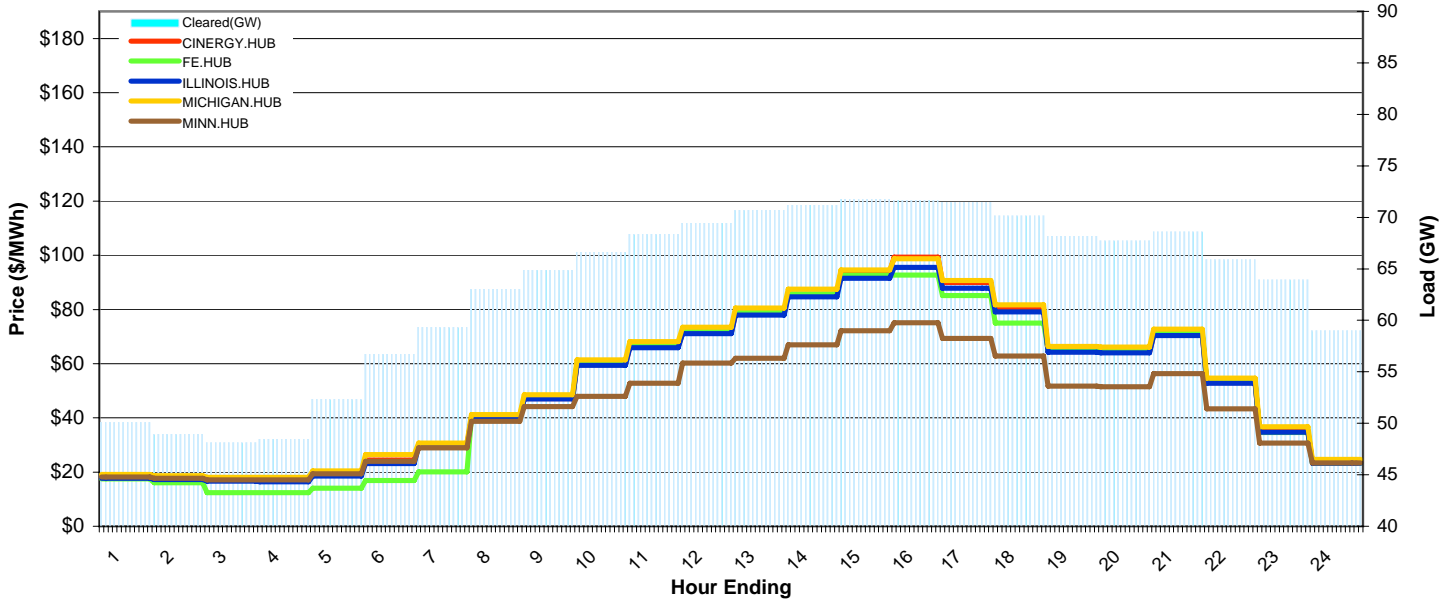
Delivery Day: Tuesday, May 29, 2007

Price Color Codes:



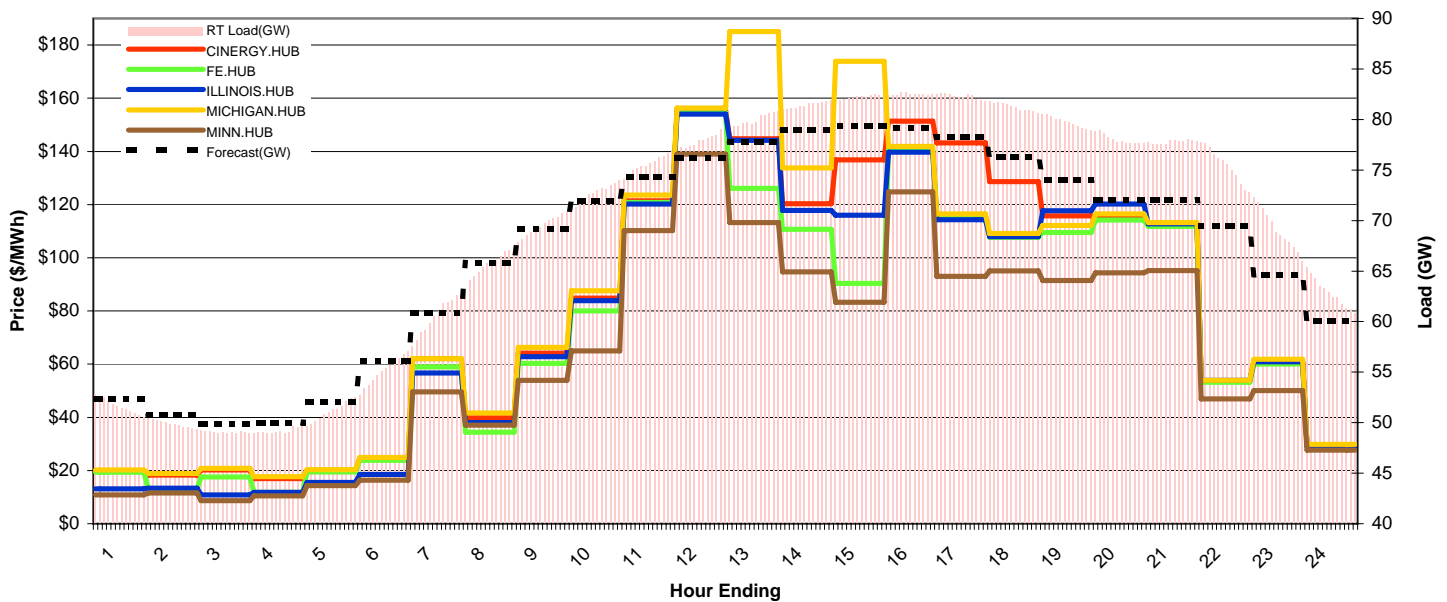
## Day-Ahead Prices and Cleared Load

	HE1	HE2	HE3	HE4	HE5	HE6	HE7	HE8	HE9	HE10	HE11	HE12	HE13	HE14	HE15	HE16	HE17	HE18	HE19	HE20	HE21	HE22	HE23	HE24
CINERGY.HUB	18.44	18.00	17.43	17.43	19.61	24.41	29.83	40.00	47.13	59.64	66.18	71.37	78.24	85.60	93.93	99.35	90.00	80.00	64.48	64.19	70.65	53.05	35.35	23.76
FE.HUB	17.50	16.07	12.44	12.43	14.05	16.92	20.11	40.17	47.56	60.19	66.79	72.03	78.96	85.77	92.74	92.74	85.12	74.98	65.07	64.78	71.29	53.55	34.62	23.26
ILLINOIS.HUB	17.74	17.22	16.60	16.42	18.52	23.13	29.46	39.85	46.95	59.42	65.94	71.09	77.96	84.68	91.56	95.57	87.80	79.09	64.25	63.96	70.39	52.83	34.72	23.24
MICHIGAN.HUB	19.18	18.71	18.11	18.11	20.39	26.51	30.73	41.25	48.57	61.45	68.15	73.50	80.56	87.50	94.62	98.76	90.72	81.71	66.39	66.09	72.74	54.65	36.75	24.69
MINN.HUB	18.18	17.73	17.18	17.17	19.32	23.99	28.90	38.72	44.20	47.98	52.79	60.25	61.99	67.01	72.16	75.15	69.31	62.81	51.67	51.46	56.27	43.35	30.67	23.41
Cleared(GW)	50.1	48.9	48.1	48.4	52.3	56.7	59.3	63.0	64.8	66.6	68.3	69.4	70.7	71.2	71.8	71.7	71.5	70.1	68.2	67.7	68.6	65.9	63.9	59.0



## Preliminary Real-Time Prices with Forecasted and Actual System Load

	HE1	HE2	HE3	HE4	HE5	HE6	HE7	HE8	HE9	HE10	HE11	HE12	HE13	HE14	HE15	HE16	HE17	HE18	HE19	HE20	HE21	HE22	HE23	HE24
CINERGY.HUB	19.56	18.27	20.19	17.02	19.56	24.69	62.03	39.86	64.11	84.81	121.38	155.35	144.75	120.37	136.78	151.37	143.19	128.64	115.76	115.39	112.76	53.77	61.03	29.29
FE.HUB	19.38	13.04	17.61	11.82	19.53	23.86	58.94	34.45	60.25	80.07	120.84	154.48	126.05	110.70	90.33	140.56	115.04	107.70	109.47	114.21	111.75	53.14	60.04	28.84
ILLINOIS.HUB	13.08	13.30	10.77	11.76	15.51	18.59	56.65	38.00	62.82	83.81	120.21	154.06	144.11	117.84	116.05	139.75	114.35	107.93	117.65	120.15	112.76	53.96	60.92	29.13
MICHIGAN.HUB	20.26	18.87	20.86	17.64	20.34	24.90	62.05	41.63	66.26	87.56	123.53	156.26	185.02	133.85	173.90	141.87	116.45	109.10	112.14	116.49	113.20	53.86	61.82	29.80
MINN.HUB	10.88	11.52	8.64	10.42	14.37	16.36	49.54	37.04	53.90	65.00	110.28	138.95	113.20	94.75	83.22	124.73	93.05	95.12	91.40	94.39	95.17	46.92	50.10	27.70
Forecasted(GW)	52.4	50.7	49.9	49.9	52.0	56.1	60.8	65.8	69.1	71.9	74.3	76.2	77.8	79.0	79.4	79.2	78.3	76.3	74.0	72.0	72.1	69.5	64.6	60.0
(RT) - (DA Load)	1.58	0.94	0.95	0.75	-1.19	-1.63	1.26	2.62	4.63	6.11	7.28	8.50	9.26	10.23	10.48	10.84	10.83	11.12	11.60	10.34	9.17	9.59	5.19	3.84



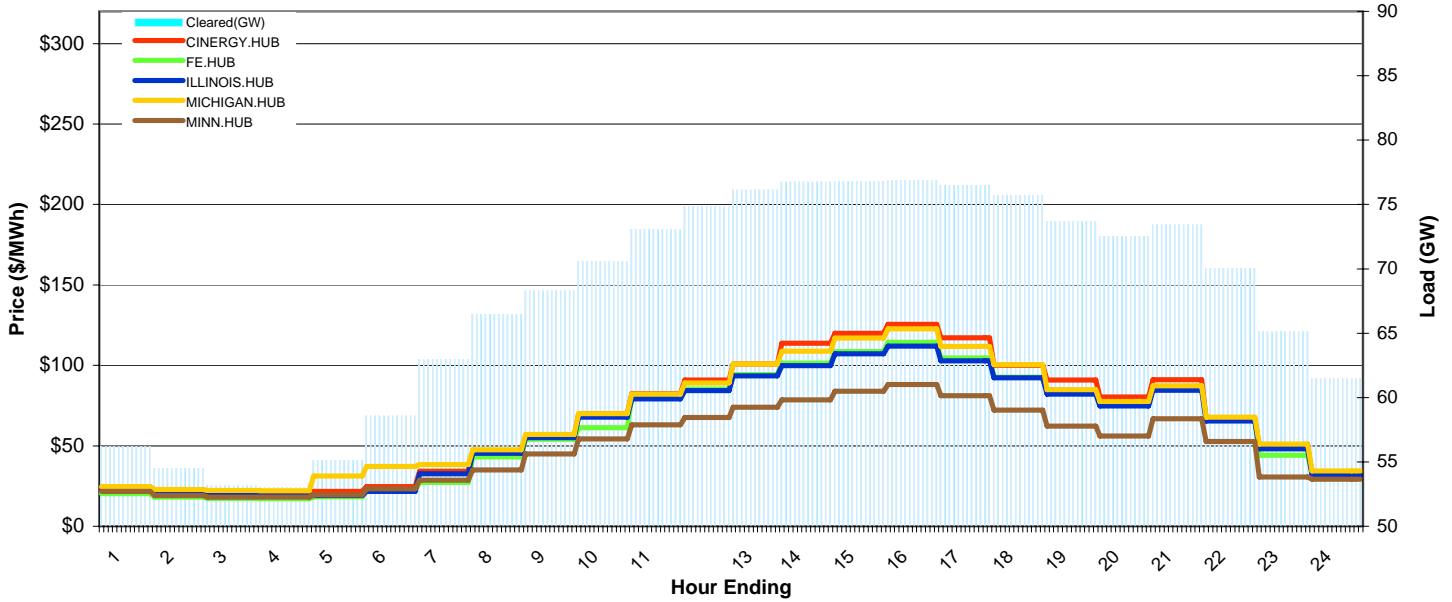
# MISO Hub Report

Delivery Day: Wednesday, May 30, 2007

Price Color Codes: ≤0 ≥100 ≥200

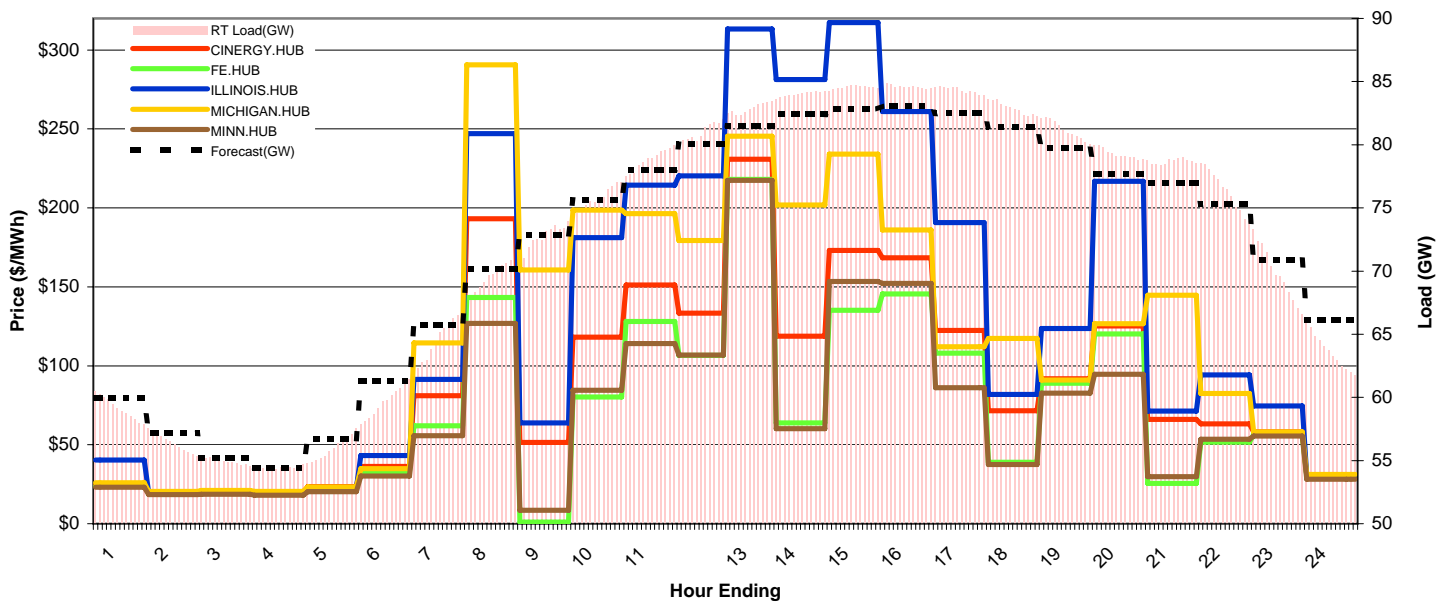
## Day-Ahead Prices and Cleared Load

	HE1	HE2	HE3	HE4	HE5	HE6	HE7	HE8	HE9	HE10	HE11	HE12	HE13	HE14	HE15	HE16	HE17	HE18	HE19	HE20	HE21	HE22	HE23	HE24
CINERGY.HUB	23.79	21.94	21.36	20.50	21.66	24.57	34.15	46.23	55.83	70.00	82.27	90.84	100.82	113.72	120.00	125.46	117.22	100.00	90.93	80.27	91.08	66.60	49.25	33.12
FE.HUB	20.32	18.13	17.36	17.02	18.39	22.27	27.23	43.20	54.19	61.30	80.21	85.26	94.35	101.42	108.53	114.31	104.61	92.66	83.17	75.72	85.61	66.37	44.11	32.42
ILLINOIS.HUB	22.14	20.28	19.37	18.97	19.19	21.65	32.52	45.32	55.16	67.82	79.22	84.39	93.49	99.93	107.18	111.88	102.77	92.27	82.11	74.77	84.52	65.52	48.11	31.73
MICHIGAN.HUB	24.71	22.79	22.18	22.10	31.27	37.29	38.30	47.62	57.03	70.10	82.09	89.05	100.74	108.88	116.93	122.71	111.77	100.41	84.89	77.56	87.37	67.72	51.08	34.38
MINN.HUB	21.62	19.03	18.16	18.08	19.44	23.33	28.59	35.00	44.86	54.38	63.02	67.67	73.89	78.57	83.88	88.16	81.06	72.26	62.30	56.16	66.92	52.62	30.59	29.23
Cleared(GW)	56.2	54.5	53.2	53.0	55.1	58.6	63.0	66.5	68.3	70.6	73.1	74.8	76.1	76.7	76.8	76.9	76.5	75.7	73.7	72.5	73.4	70.1	65.1	61.5



## Preliminary Real-Time Prices with Forecasted and Actual System Load

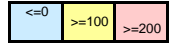
	HE1	HE2	HE3	HE4	HE5	HE6	HE7	HE8	HE9	HE10	HE11	HE12	HE13	HE14	HE15	HE16	HE17	HE18	HE19	HE20	HE21	HE22	HE23	HE24
CINERGY.HUB	24.60	19.87	20.38	19.75	23.53	36.24	81.05	193.08	51.56	118.18	151.27	133.34	230.84	118.80	173.00	168.43	122.43	71.52	91.89	125.19	65.97	63.16	58.22	30.40
FE.HUB	23.71	19.75	20.29	19.70	22.56	32.96	61.95	143.33	0.98	80.33	128.11	106.61	218.04	63.76	135.21	145.53	108.11	38.95	88.89	120.17	25.44	51.58	56.31	30.14
ILLINOIS.HUB	40.31	19.59	20.06	19.39	22.41	43.19	91.43	246.96	63.78	181.23	214.51	220.38	313.29	281.28	317.27	261.01	190.71	81.87	123.67	216.83	71.31	94.30	74.53	30.20
MICHIGAN.HUB	25.96	20.39	20.99	20.38	23.34	34.77	114.57	290.65	160.64	198.68	196.47	179.35	245.37	201.87	234.07	186.10	112.01	117.40	90.94	126.70	144.79	82.47	58.23	31.30
MINN.HUB	23.05	18.50	18.66	18.00	20.31	30.19	55.79	126.90	8.51	84.57	114.15	106.78	217.47	60.18	153.34	152.17	86.20	37.54	82.64	94.74	29.74	53.43	55.50	28.12
Forecasted(GW)	60.0	57.2	55.2	54.4	56.7	61.3	65.7	70.2	72.9	75.6	78.0	80.0	81.5	82.4	82.8	83.1	82.5	81.4	79.7	77.7	77.0	75.3	70.9	66.1
(RT) - (DA Load)	2.90	1.89	1.77	1.40	0.79	1.05	1.57	3.07	4.35	5.17	5.71	6.19	6.75	7.27	7.71	7.70	7.82	7.18	7.48	6.75	5.25	6.34	4.72	2.16



# MISO Hub Report

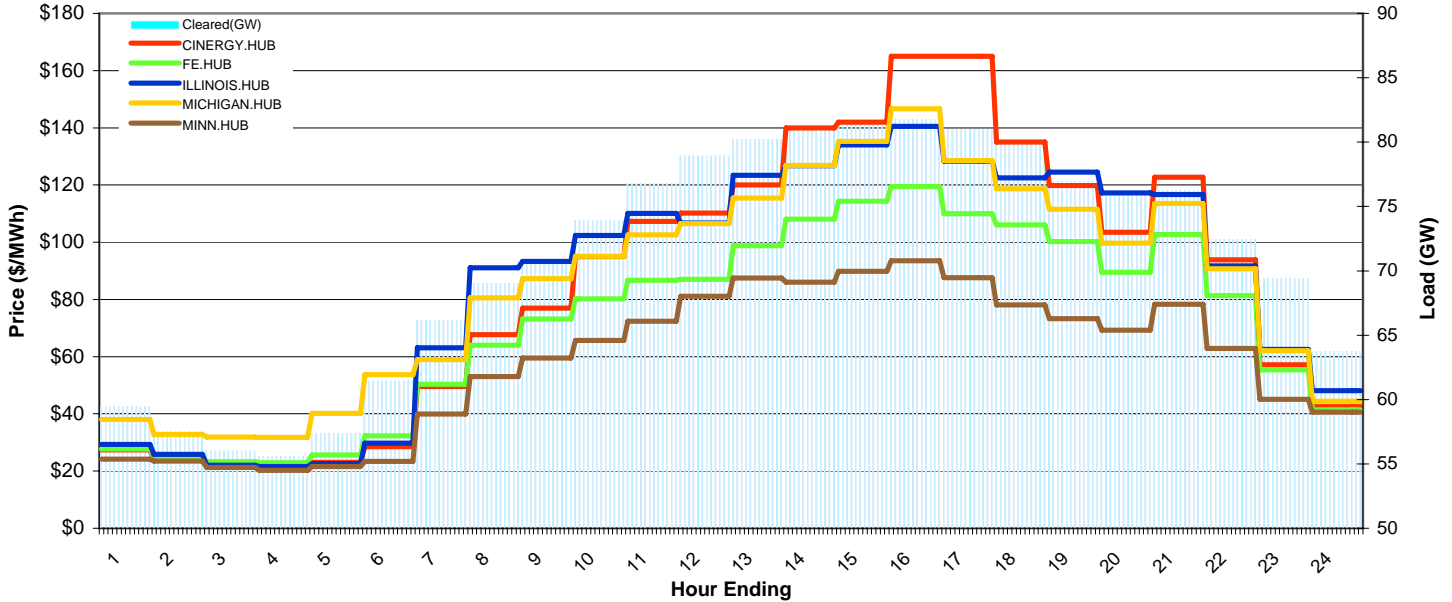
Delivery Day: Thursday, May 31, 2007

Price Color Codes:



## Day-Ahead Prices and Cleared Load

	HE1	HE2	HE3	HE4	HE5	HE6	HE7	HE8	HE9	HE10	HE11	HE12	HE13	HE14	HE15	HE16	HE17	HE18	HE19	HE20	HE21	HE22	HE23	HE24
CINERGY.HUB	27.40	24.36	22.20	21.73	23.10	28.53	49.60	67.67	77.01	95.00	107.28	110.15	120.00	140.00	142.01	165.00	165.00	135.00	119.86	103.44	122.76	93.88	57.12	42.46
FE.HUB	27.78	25.05	23.32	22.93	25.60	32.28	50.30	64.01	73.15	80.20	86.67	87.02	98.81	108.05	114.35	119.46	110.02	106.08	100.26	89.54	102.68	81.30	55.36	41.35
ILLINOIS.HUB	29.27	25.82	22.08	21.63	22.65	29.80	63.04	91.04	93.29	102.36	110.07	106.75	123.44	126.76	134.01	140.54	128.37	122.55	124.48	117.27	116.63	91.73	62.49	48.05
MICHIGAN.HUB	38.06	32.80	31.92	31.80	40.19	53.66	58.99	80.58	87.30	95.06	102.60	106.55	115.46	126.87	135.26	146.62	128.51	118.71	111.57	99.66	113.60	90.72	62.11	44.38
MINN.HUB	24.12	23.44	21.20	20.26	21.62	23.35	39.98	52.99	59.47	65.67	72.38	81.06	87.45	86.01	89.83	93.52	87.60	78.12	73.25	69.21	78.31	62.82	45.06	40.64
Cleared(GW)	59.5	57.5	56.0	55.6	57.4	61.5	66.2	69.0	70.8	73.9	76.8	78.9	80.2	81.3	81.7	81.8	81.0	79.8	77.0	76.1	76.2	72.4	69.4	63.8



## Preliminary Real-Time Prices with Forecasted and Actual System Load

	HE1	HE2	HE3	HE4	HE5	HE6	HE7	HE8	HE9	HE10	HE11	HE12	HE13	HE14	HE15	HE16	HE17	HE18	HE19	HE20	HE21	HE22	HE23	HE24
CINERGY.HUB	28.42	22.89	20.76	19.21	23.91	28.46	49.53	39.72	126.08	92.03	61.14	79.76	82.67	86.03	89.05	62.41	66.56	85.80	38.62	55.18	66.28	53.29	27.13	26.69
FE.HUB	26.59	22.65	20.69	19.22	23.21	27.96	47.77	39.53	125.23	92.24	61.27	79.40	83.36	87.56	91.17	63.26	67.80	87.14	38.72	55.50	66.80	53.31	27.17	26.70
ILLINOIS.HUB	68.71	23.62	20.50	18.90	42.00	44.32	100.62	50.51	178.31	171.90	108.25	155.74	142.27	116.63	86.86	74.07	66.12	97.37	58.19	94.04	96.49	64.00	26.66	26.20
MICHIGAN.HUB	30.25	23.96	21.72	20.07	24.65	29.57	51.02	42.00	133.37	96.01	64.00	83.40	85.96	89.02	92.18	65.50	69.21	88.87	41.45	59.07	69.71	56.55	28.31	28.08
MINN.HUB	24.75	21.22	18.99	17.35	20.97	24.64	42.95	36.66	110.27	17.09	25.43	26.78	28.29	50.09	86.23	60.23	65.09	68.10	23.64	19.08	33.47	46.79	25.66	24.89
Forecasted(GW)	59.6	57.1	55.7	55.5	57.2	61.0	64.9	69.3	72.5	75.2	77.7	79.7	81.3	82.3	82.7	83.1	82.5	81.4	79.7	78.0	78.0	75.1	69.2	64.4
(RT) - (DA Load)	0.39	-0.44	-0.35	-0.51	-0.86	-1.11	-1.00	0.70	2.26	2.18	1.83	1.50	1.39	1.40	1.13	0.85	0.75	0.62	1.81	0.98	0.16	2.07	-0.45	-0.46

