

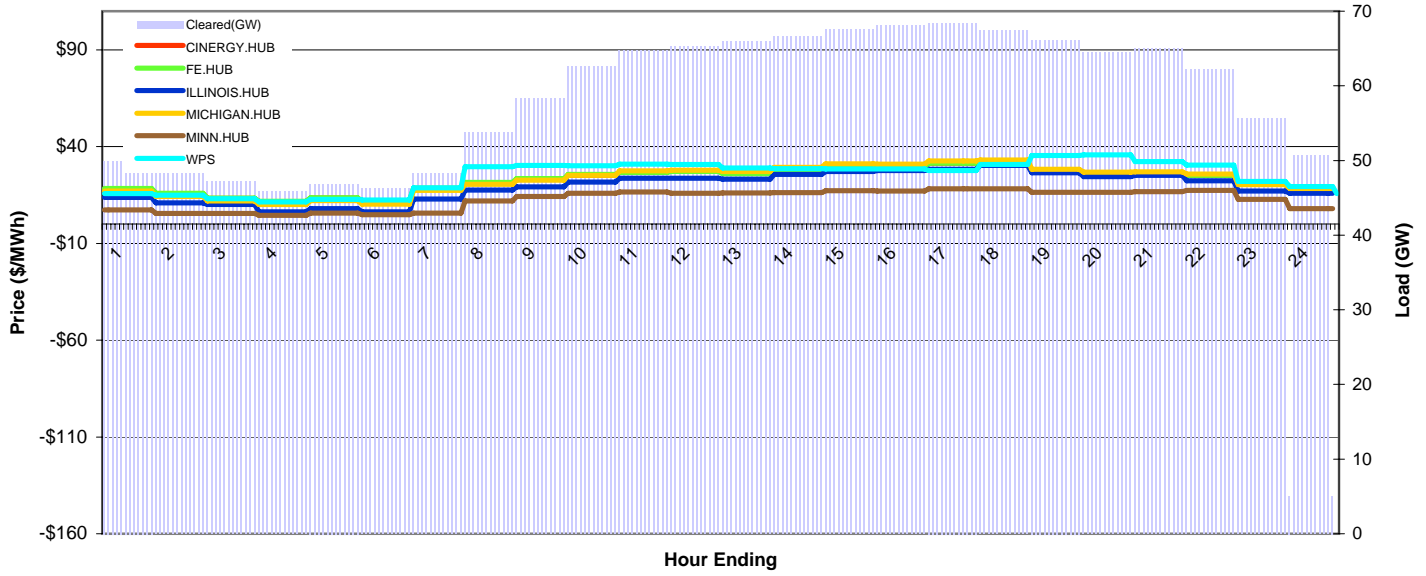
MISO Daily Report

Delivery Day: Saturday, August 1, 2009

Price Color Codes: <=0 >=100 >=200

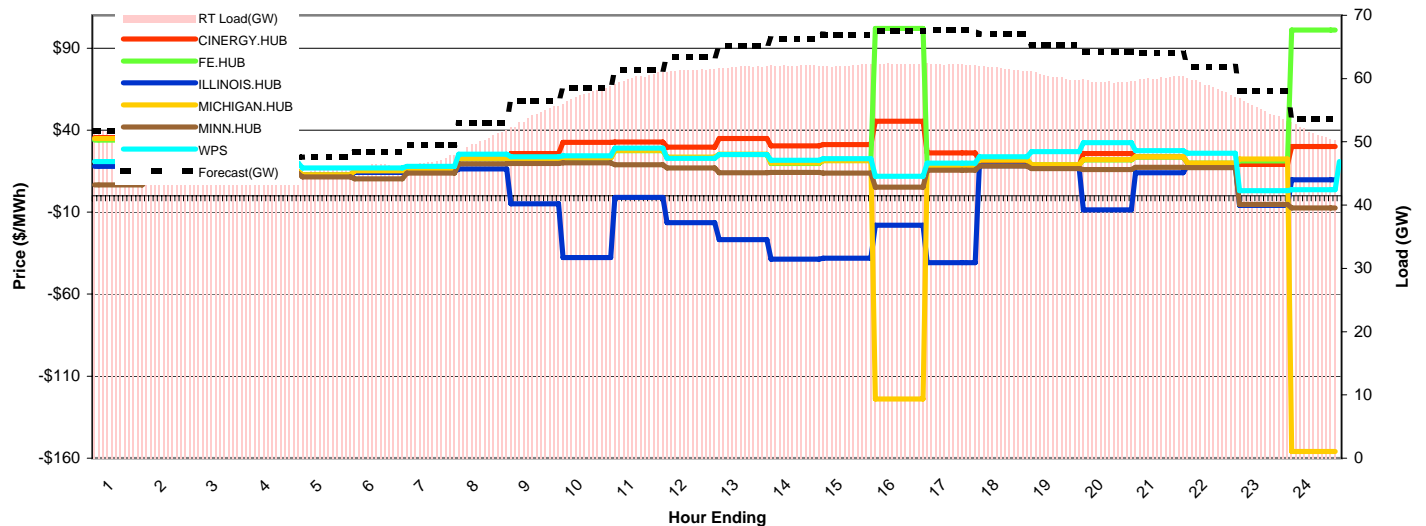
Day-Ahead Prices and Cleared Load

	HE1	HE2	HE3	HE4	HE5	HE6	HE7	HE8	HE9	HE10	HE11	HE12	HE13	HE14	HE15	HE16	HE17	HE18	HE19	HE20	HE21	HE22	HE23	HE24
CINERGY.HUB	18.24	15.72	13.29	11.65	13.52	11.79	18.32	21.11	23.03	25.20	27.03	27.33	26.76	28.73	30.56	30.36	31.53	31.67	27.50	26.14	26.27	25.13	20.62	18.84
FE.HUB	18.41	15.90	13.46	11.78	13.55	11.73	18.62	21.50	23.52	25.65	26.71	27.15	25.98	27.74	29.67	29.36	31.48	31.34	26.76	25.71	25.88	25.17	21.06	19.20
ILLINOIS.HUB	13.71	11.00	10.13	6.26	8.06	6.25	12.95	17.60	19.20	21.67	23.70	23.74	23.15	25.65	27.24	27.60	28.37	30.37	26.48	24.48	25.21	22.32	17.11	15.96
MICHIGAN.HUB	17.06	14.22	11.91	10.06	12.17	10.26	17.40	20.59	22.64	25.20	27.49	27.89	27.18	29.30	31.21	31.01	32.61	33.11	28.30	26.84	27.00	25.88	20.32	18.32
MINN.HUB	7.40	5.43	5.56	4.48	5.59	4.84	5.65	11.97	14.32	15.93	16.55	15.97	16.09	16.30	17.25	17.14	18.29	18.18	16.49	16.50	16.73	17.40	12.83	8.03
WPS	15.79	15.00	13.11	11.40	12.78	12.37	18.80	29.66	30.24	30.16	30.89	30.72	28.97	28.62	28.52	28.41	27.71	30.73	35.43	35.76	32.24	30.39	22.08	19.45
Cleared(GW)	50.0	48.2	47.1	45.8	46.9	46.3	48.3	53.7	58.3	62.6	64.8	65.3	65.9	66.7	67.5	68.0	68.4	67.5	66.1	64.5	65.0	62.2	55.7	5.1



Preliminary Real-Time Prices with Forecasted and Actual System Load

	HE1	HE2	HE3	HE4	HE5	HE6	HE7	HE8	HE9	HE10	HE11	HE12	HE13	HE14	HE15	HE16	HE17	HE18	HE19	HE20	HE21	HE22	HE23	HE24
CINERGY.HUB	35.55	15.15	15.37	14.65	12.62	14.94	15.03	23.50	25.70	32.51	32.76	29.63	34.94	30.47	31.27	45.52	26.15	21.37	18.59	25.79	23.86	19.66	19.13	30.04
FE.HUB	33.99	15.33	15.50	14.76	12.69	15.01	15.08	22.67	21.61	32.86	27.49	23.28	25.08	19.71	21.39	102.06	17.38	21.96	18.92	21.91	23.64	19.93	21.31	100.98
ILLINOIS.HUB	17.85	14.30	14.66	14.29	12.28	14.16	14.62	16.31	-4.81	-37.73	-1.00	-16.41	-26.83	-38.71	-38.15	-17.92	-40.77	18.26	16.73	-8.62	14.11	18.61	-5.91	9.73
MICHIGAN.HUB	34.88	15.44	15.58	14.77	12.71	15.17	15.12	22.75	21.64	22.95	27.67	23.50	25.33	20.00	21.39	-123.88	17.54	21.80	18.80	22.11	23.83	19.96	22.43	-155.84
MINN.HUB	6.64	9.76	11.07	13.49	11.45	10.25	13.76	19.46	19.76	20.14	18.85	16.98	14.07	14.29	13.88	5.24	15.58	18.06	16.56	15.98	17.38	17.23	-5.31	-7.51
WPS	20.76	17.51	18.40	19.94	17.04	16.90	18.01	25.33	23.68	24.31	29.09	22.75	25.16	21.59	22.61	11.93	19.83	23.78	26.86	32.40	27.43	25.90	3.10	3.63
Forecasted(GW)	51.8	49.8	48.3	47.6	47.6	48.4	49.6	53.0	56.4	58.5	61.3	63.5	65.1	66.2	67.0	67.5	67.6	67.0	65.3	64.2	64.0	61.9	58.0	53.6
(RT) - (DA Load)	0.88	0.08	-0.55	-0.37	-1.30	-0.08	-1.37	-3.56	-4.13	-4.96	-4.54	-3.97	-4.04	-4.58	-5.40	-5.69	-6.15	-5.87	-5.81	-4.95	-4.93	-3.55	-0.65	46.46



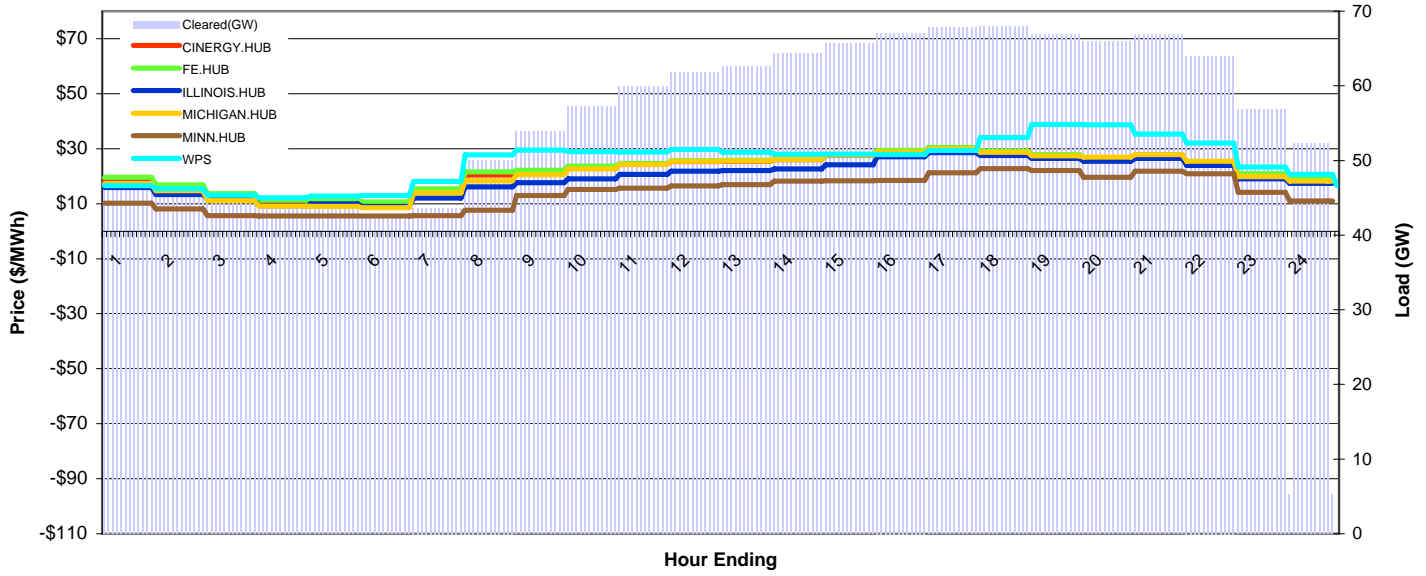
MISO Daily Report

Delivery Day: Sunday, August 2, 2009

Price Color Codes: ≤0 ≥100 ≥200

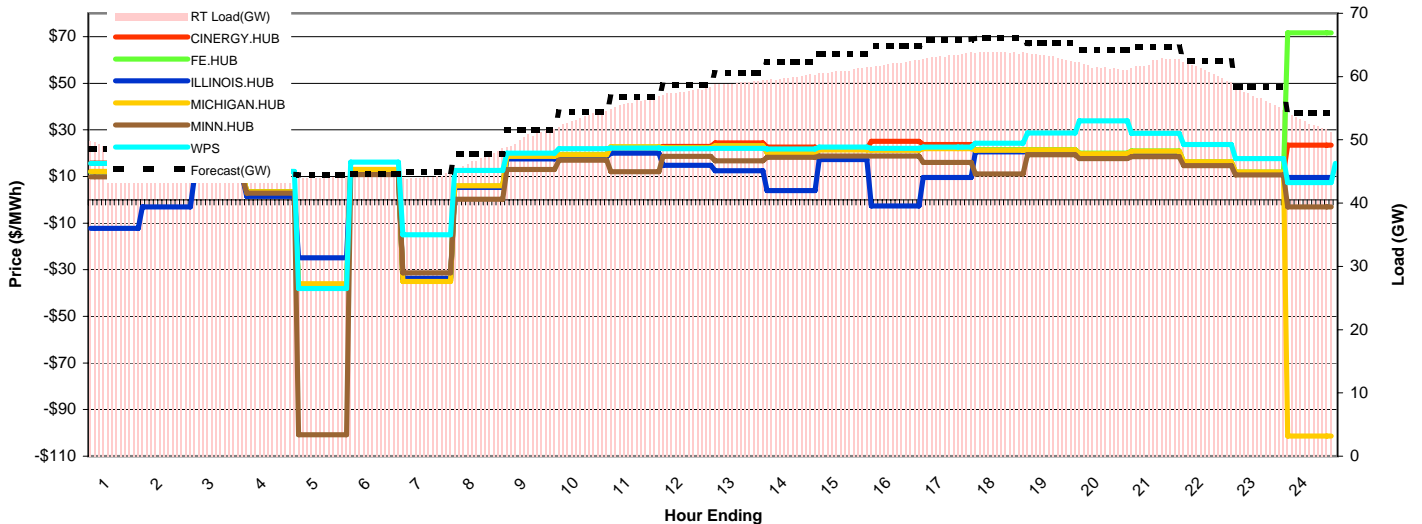
Day-Ahead Prices and Cleared Load

	HE1	HE2	HE3	HE4	HE5	HE6	HE7	HE8	HE9	HE10	HE11	HE12	HE13	HE14	HE15	HE16	HE17	HE18	HE19	HE20	HE21	HE22	HE23	HE24
CINERGY.HUB	18.96	16.23	12.93	10.80	10.70	10.12	14.93	20.41	21.46	23.23	24.26	25.34	25.44	26.01	27.56	28.59	29.68	28.38	27.17	26.52	27.37	24.96	20.25	18.68
FE.HUB	19.66	16.81	13.73	11.40	11.24	10.61	15.47	21.55	22.13	23.74	24.63	25.70	25.79	26.36	27.95	29.35	30.47	29.15	27.93	26.31	26.91	24.67	20.84	19.29
ILLINOIS.HUB	15.88	13.32	11.78	9.26	9.91	9.08	12.02	16.08	17.61	19.01	20.62	21.83	22.05	22.67	24.19	27.08	28.58	27.57	26.52	25.46	26.46	23.89	19.09	17.36
MICHIGAN.HUB	17.33	14.78	11.11	9.18	9.07	8.55	13.92	18.37	20.60	22.63	24.26	25.45	25.53	26.08	27.59	28.83	30.10	28.66	27.36	26.91	27.86	25.44	19.81	18.19
MINN.HUB	10.14	8.06	5.62	5.58	5.58	5.57	5.64	7.58	12.98	15.14	15.70	16.46	16.96	18.25	18.34	18.48	21.19	22.76	22.11	19.56	21.88	20.87	14.19	11.00
WPS	16.61	15.40	13.06	12.15	12.79	12.95	18.12	27.81	29.47	28.87	28.82	29.71	28.66	28.00	27.94	27.85	29.40	33.99	38.87	38.75	35.29	32.08	23.28	20.71
Cleared(GW)	47.6	45.6	44.4	43.4	43.7	42.8	43.6	50.1	53.8	57.3	59.9	61.8	62.6	64.4	65.7	67.1	67.9	67.9	66.9	66.0	66.9	64.0	56.9	5.2



Preliminary Real-Time Prices with Forecasted and Actual System Load

	HE1	HE2	HE3	HE4	HE5	HE6	HE7	HE8	HE9	HE10	HE11	HE12	HE13	HE14	HE15	HE16	HE17	HE18	HE19	HE20	HE21	HE22	HE23	HE24
CINERGY.HUB	15.79	17.16	11.88	3.58	-37.75	12.80	-34.80	5.78	18.29	19.18	22.27	22.84	24.37	22.66	21.78	25.11	23.71	21.15	21.22	19.40	20.58	16.04	11.70	23.42
FE.HUB	11.96	14.69	11.85	3.33	-37.96	12.97	-34.90	5.87	18.52	19.45	22.59	22.28	23.11	20.34	21.59	21.54	22.13	21.46	21.52	19.98	21.00	16.32	11.94	71.69
ILLINOIS.HUB	-12.19	-3.10	10.07	1.46	-24.85	11.85	-33.70	5.26	17.57	18.48	20.01	14.78	12.51	3.89	17.30	-2.61	9.63	20.49	20.58	18.83	19.93	15.58	11.36	9.64
MICHIGAN.HUB	12.13	14.88	11.89	3.35	-35.99	13.01	-35.04	6.03	18.58	19.36	22.78	22.24	23.18	20.22	21.43	21.30	21.89	21.31	21.40	19.67	20.86	16.26	11.87	-101.38
MINN.HUB	9.89	11.39	10.14	2.84	-100.87	10.87	-31.36	0.27	13.07	17.01	12.02	18.70	16.73	18.28	18.81	18.78	16.08	11.07	19.36	17.74	18.53	14.67	10.61	-3.01
WPS	15.55	17.19	16.76	12.19	-38.04	16.23	-14.94	12.57	20.06	21.92	22.14	21.93	22.02	21.75	22.68	22.06	22.62	24.31	28.72	33.89	28.48	23.68	17.67	7.41
Forecasted(GW)	48.5	46.5	45.2	44.5	44.4	44.7	45.0	47.8	51.5	54.4	56.8	58.6	60.6	62.2	63.6	64.8	65.9	66.0	65.3	64.2	64.7	62.4	58.4	54.3
(RT) - (DA Load)	0.93	0.74	0.58	0.96	0.36	1.64	0.54	-3.12	-3.27	-3.71	-3.93	-4.06	-3.57	-4.50	-4.72	-4.99	-4.58	-4.13	-3.80	-4.49	-4.66	-3.21	-0.29	47.51



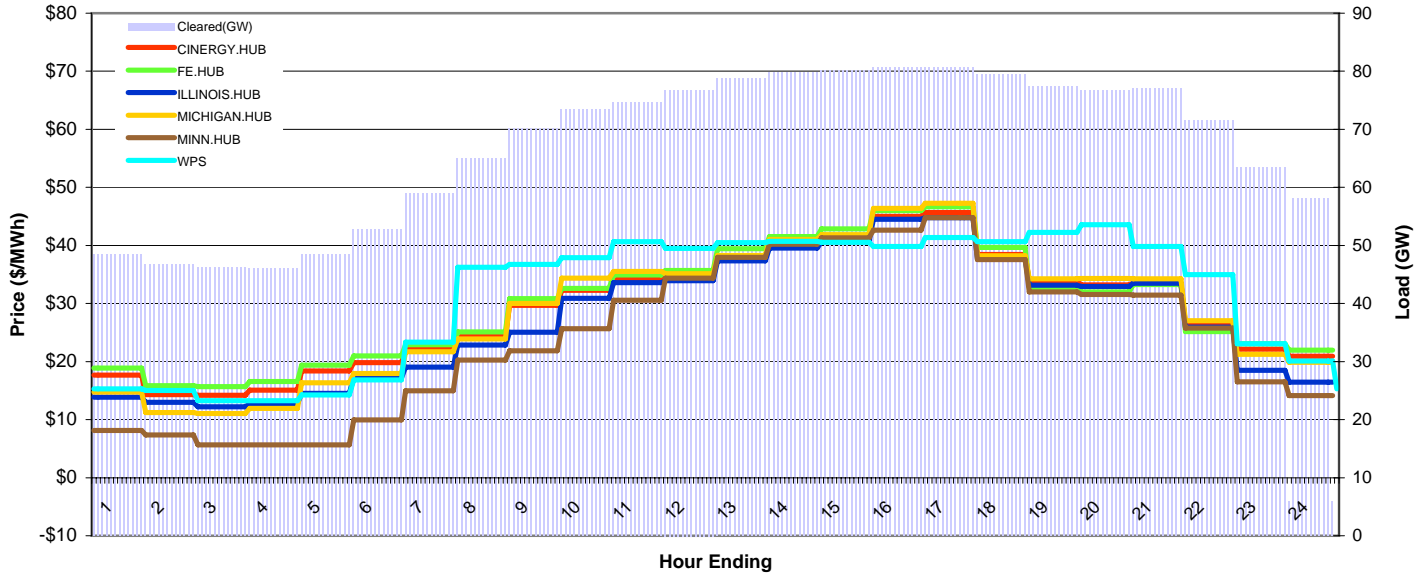
MISO Daily Report

Delivery Day: Monday, August 3, 2009

Price Color Codes: ≤0 ≥100 ≥200

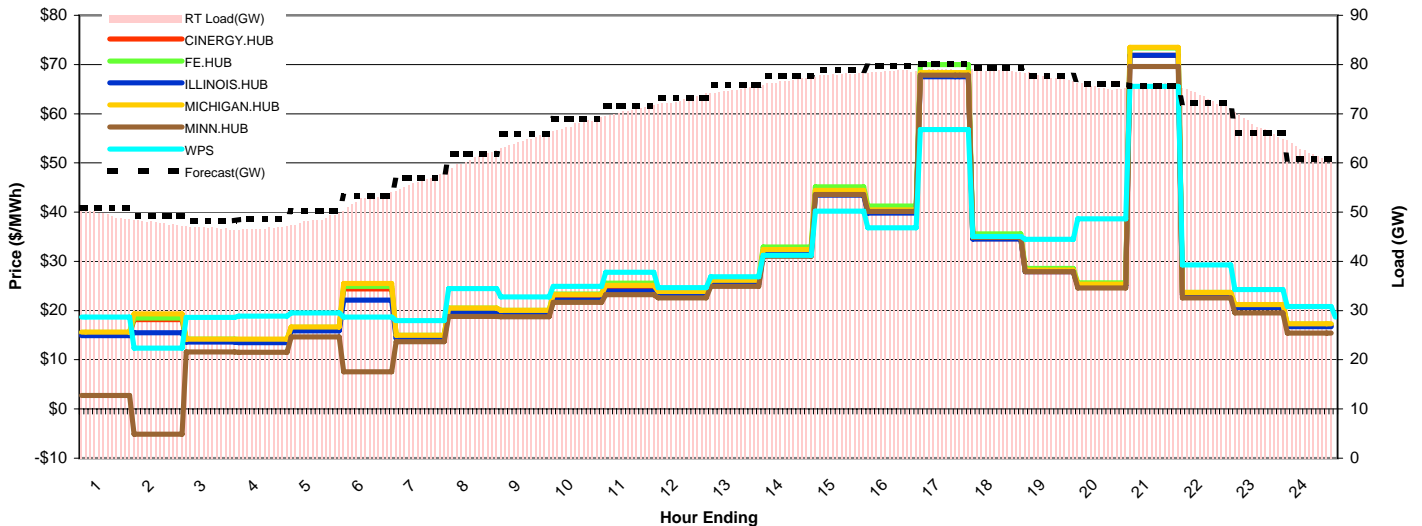
Day-Ahead Prices and Cleared Load

	HE1	HE2	HE3	HE4	HE5	HE6	HE7	HE8	HE9	HE10	HE11	HE12	HE13	HE14	HE15	HE16	HE17	HE18	HE19	HE20	HE21	HE22	HE23	HE24
CINERGY.HUB	17.65	14.33	14.22	15.09	18.37	19.82	22.09	24.37	29.69	32.26	34.21	34.66	38.17	40.39	41.55	45.01	45.67	38.44	33.83	33.23	33.55	26.47	22.11	20.91
FE.HUB	18.88	15.85	15.69	16.58	19.39	20.95	22.93	25.12	30.85	32.63	34.91	35.71	39.41	41.53	42.84	45.99	46.65	39.68	32.79	32.01	33.27	25.17	23.07	21.99
ILLINOIS.HUB	13.89	12.98	12.21	12.71	14.55	17.16	19.03	22.85	25.07	30.87	33.61	33.92	37.33	39.55	40.65	44.50	44.80	37.60	33.15	32.95	33.49	25.93	18.51	16.44
MICHIGAN.HUB	14.74	11.20	11.04	11.91	16.35	17.95	21.69	23.90	30.02	34.36	35.55	35.13	38.28	41.03	41.85	46.40	47.26	38.22	34.25	34.30	34.27	27.04	21.25	19.86
MINN.HUB	8.14	7.35	5.66	5.67	5.66	9.96	14.99	20.25	21.84	25.65	30.55	34.39	37.93	40.23	41.32	42.61	44.76	37.58	31.97	31.54	31.45	25.77	16.52	14.15
WPS	15.31	15.02	13.25	13.25	14.23	16.85	23.34	36.23	36.75	37.90	40.64	39.50	40.47	40.70	40.55	39.82	41.38	40.67	42.26	43.55	39.81	34.97	23.07	20.09
Cleared(GW)	48.5	46.8	46.1	46.0	48.4	52.7	58.9	65.0	70.1	73.4	74.7	76.8	78.7	79.8	80.1	80.6	80.7	79.5	77.4	76.7	77.0	71.6	63.4	5.8



Preliminary Real-Time Prices with Forecasted and Actual System Load

	HE1	HE2	HE3	HE4	HE5	HE6	HE7	HE8	HE9	HE10	HE11	HE12	HE13	HE14	HE15	HE16	HE17	HE18	HE19	HE20	HE21	HE22	HE23	HE24
CINERGY.HUB	15.28	18.16	13.96	13.95	16.32	24.42	14.69	20.08	19.60	22.73	24.47	23.63	25.91	32.03	43.89	40.12	67.92	34.60	27.89	25.09	71.88	23.21	20.77	16.95
FE.HUB	15.54	18.51	14.18	14.15	16.59	24.90	14.96	20.49	20.06	23.35	25.56	24.26	26.64	32.90	45.15	41.23	69.97	35.58	28.56	25.64	73.34	23.67	21.18	17.23
ILLINOIS.HUB	14.91	15.50	13.59	13.46	15.86	22.14	14.29	19.52	19.12	22.15	23.93	23.10	25.34	31.50	43.44	39.84	67.54	34.55	27.90	25.05	71.87	23.24	20.64	16.73
MICHIGAN.HUB	15.60	19.33	14.21	14.22	16.63	25.53	14.98	20.51	20.02	23.21	25.10	23.91	26.18	32.42	44.42	40.49	68.36	35.06	28.25	25.38	73.52	23.71	21.22	17.31
MINN.HUB	2.77	-5.13	11.60	11.53	14.62	7.54	13.65	18.78	18.75	21.68	23.26	22.61	24.94	31.01	43.56	40.13	67.86	34.88	27.88	24.60	69.61	22.58	19.54	15.40
WPS	18.66	12.39	18.59	18.90	19.50	18.66	17.98	24.44	22.78	24.89	27.80	24.65	26.88	31.22	40.22	36.83	56.76	35.05	34.47	38.66	65.54	29.29	24.24	20.84
Forecasted(GW)	50.9	49.2	48.3	48.5	50.3	53.2	56.9	61.7	65.8	69.0	71.6	73.2	75.7	77.7	78.8	79.6	80.1	79.2	77.7	76.0	75.6	72.2	66.0	60.7
(RT) - (DA Load)	1.10	1.06	0.72	0.67	0.08	-0.19	-2.65	-4.24	-5.53	-5.47	-3.98	-3.93	-3.84	-3.07	-2.08	-1.95	-1.71	-0.70	0.12	-1.21	-1.24	1.67	4.05	56.44



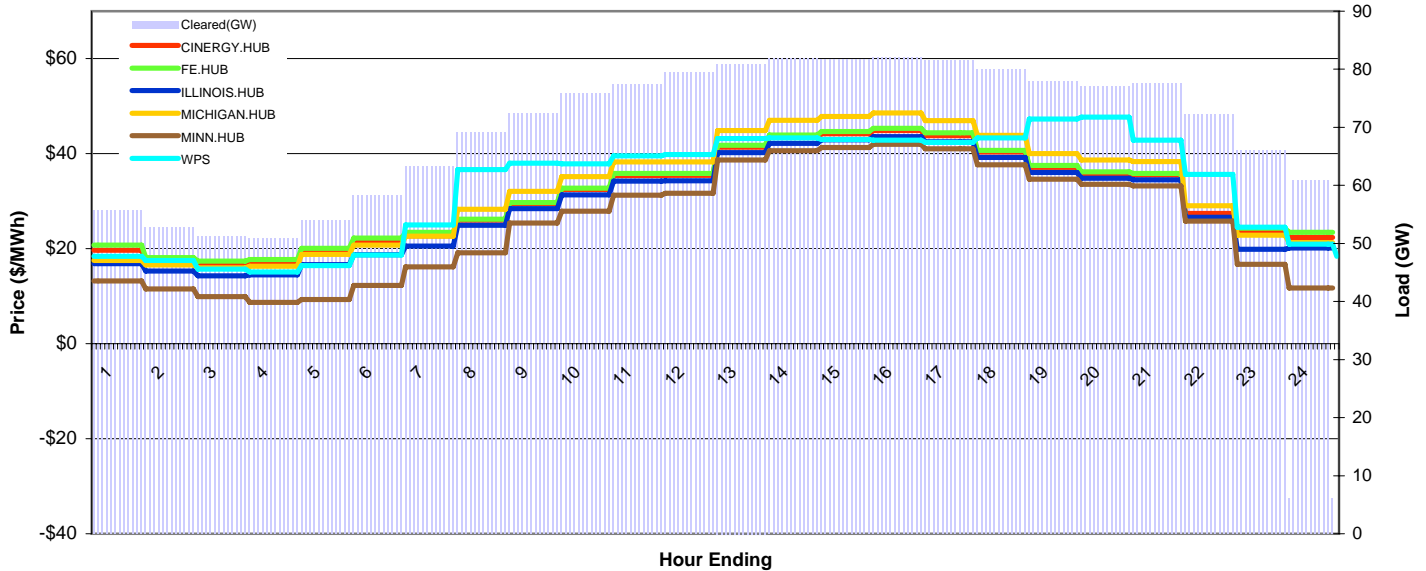
MISO Daily Report

Delivery Day: Tuesday, August 4, 2009

Price Color Codes: ≤0 ≥100 ≥200

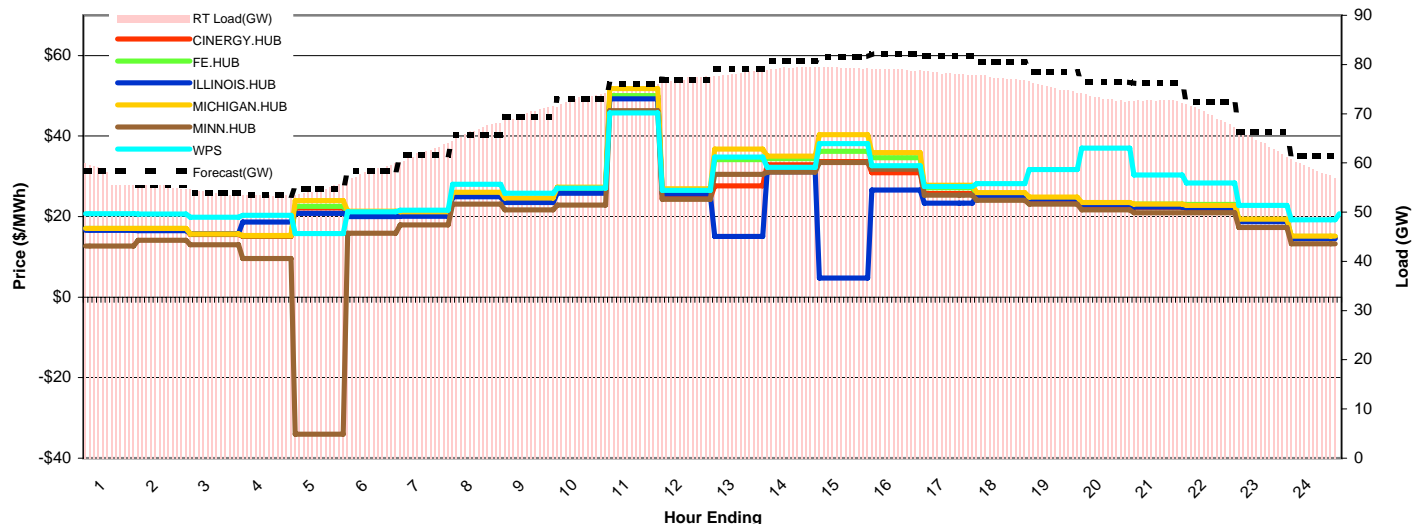
Day-Ahead Prices and Cleared Load

	HE1	HE2	HE3	HE4	HE5	HE6	HE7	HE8	HE9	HE10	HE11	HE12	HE13	HE14	HE15	HE16	HE17	HE18	HE19	HE20	HE21	HE22	HE23	HE24
CINERGY.HUB	19.71	17.53	16.91	17.20	19.55	21.65	22.71	25.99	29.49	32.45	35.41	35.42	41.36	43.44	44.20	44.87	43.78	40.35	37.11	35.79	35.50	27.42	23.37	22.37
FE.HUB	20.77	18.11	17.42	17.72	20.11	22.24	23.46	26.21	29.73	32.77	35.82	35.84	41.76	43.91	44.68	45.36	44.40	40.73	37.54	36.19	35.83	26.50	24.35	23.44
ILLINOIS.HUB	16.83	15.33	14.29	14.48	16.66	18.71	20.54	24.94	28.42	31.33	34.25	34.28	40.20	42.21	42.94	43.61	42.51	39.23	36.06	34.81	34.48	26.62	19.90	20.13
MICHIGAN.HUB	17.50	16.60	15.96	16.33	18.81	20.75	22.62	28.28	32.09	35.20	38.28	38.29	44.86	47.03	47.82	48.56	46.98	43.88	40.03	38.66	38.31	29.05	22.86	21.27
MINN.HUB	13.21	11.51	9.90	8.70	9.30	12.29	16.18	19.15	25.38	27.91	31.27	31.66	38.65	40.61	41.31	41.96	41.01	37.70	34.63	33.53	33.21	25.80	16.73	11.72
WPS	18.38	17.55	15.70	15.10	16.43	18.67	25.02	36.66	37.97	37.88	39.53	39.83	43.20	43.33	42.96	42.88	42.40	43.29	47.27	47.72	42.88	35.64	24.54	20.95
Cleared(GW)	55.7	52.7	51.3	50.9	54.0	58.2	63.2	69.0	72.4	75.9	77.4	79.5	80.9	81.9	81.7	82.0	81.5	80.0	77.8	77.1	77.6	72.2	66.1	6.1



Preliminary Real-Time Prices with Forecasted and Actual System Load

	HE1	HE2	HE3	HE4	HE5	HE6	HE7	HE8	HE9	HE10	HE11	HE12	HE13	HE14	HE15	HE16	HE17	HE18	HE19	HE20	HE21	HE22	HE23	HE24
CINERGY.HUB	16.83	16.85	15.54	15.09	22.14	20.87	20.69	25.46	23.95	26.43	49.92	24.51	27.61	32.86	33.67	30.93	25.74	24.85	23.93	22.71	22.31	21.99	18.83	14.67
FE.HUB	17.10	17.07	15.71	15.24	22.59	21.13	20.96	25.81	24.39	27.02	50.08	25.99	34.17	34.38	36.22	34.66	27.17	25.75	24.66	23.11	23.14	23.03	19.28	15.05
ILLINOIS.HUB	16.59	16.53	15.79	18.62	20.81	20.01	20.07	24.90	23.50	25.83	49.22	25.67	15.05	31.16	4.78	26.63	23.34	25.29	24.35	22.92	22.42	22.14	18.72	14.50
MICHIGAN.HUB	17.10	17.10	15.74	15.28	24.01	21.37	21.19	26.06	24.61	27.30	51.78	26.91	36.76	35.02	40.39	35.91	27.82	25.99	24.89	23.49	23.08	22.76	19.34	15.16
MINN.HUB	12.70	14.12	13.02	9.58	-34.02	15.88	17.96	23.11	21.64	22.89	46.34	24.32	30.47	31.09	33.42	31.79	25.30	24.07	23.12	21.68	20.95	20.96	17.34	13.27
WPS	20.74	20.66	19.84	20.34	15.78	21.23	21.61	28.01	25.77	27.08	45.76	26.52	34.79	32.28	38.12	32.66	27.50	28.18	31.68	36.98	30.36	28.38	22.82	19.21
Forecasted(GW)	58.2	55.6	53.9	53.4	54.7	58.2	61.6	65.7	69.4	72.9	75.9	76.9	79.1	80.7	81.6	82.2	81.8	80.5	78.4	76.4	76.1	72.4	66.3	61.3
(RT) - (DA Load)	2.61	2.85	2.74	2.53	0.67	0.13	-1.03	-2.41	-2.22	-2.80	-2.24	-2.44	-2.59	-2.58	-2.39	-2.99	-3.29	-2.69	-2.47	-3.91	-4.95	-2.41	-2.02	52.71



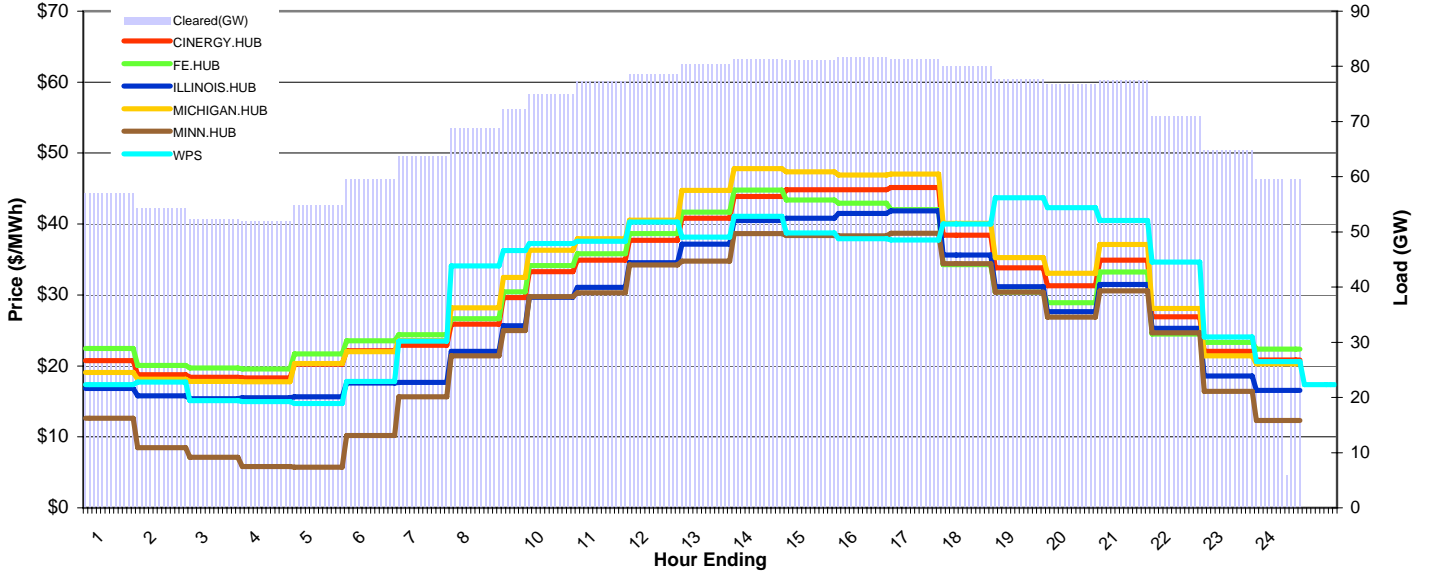
MISO Daily Report

Delivery Day: Wednesday, August 5, 2009

Price Color Codes: <=0 >=100 >=200

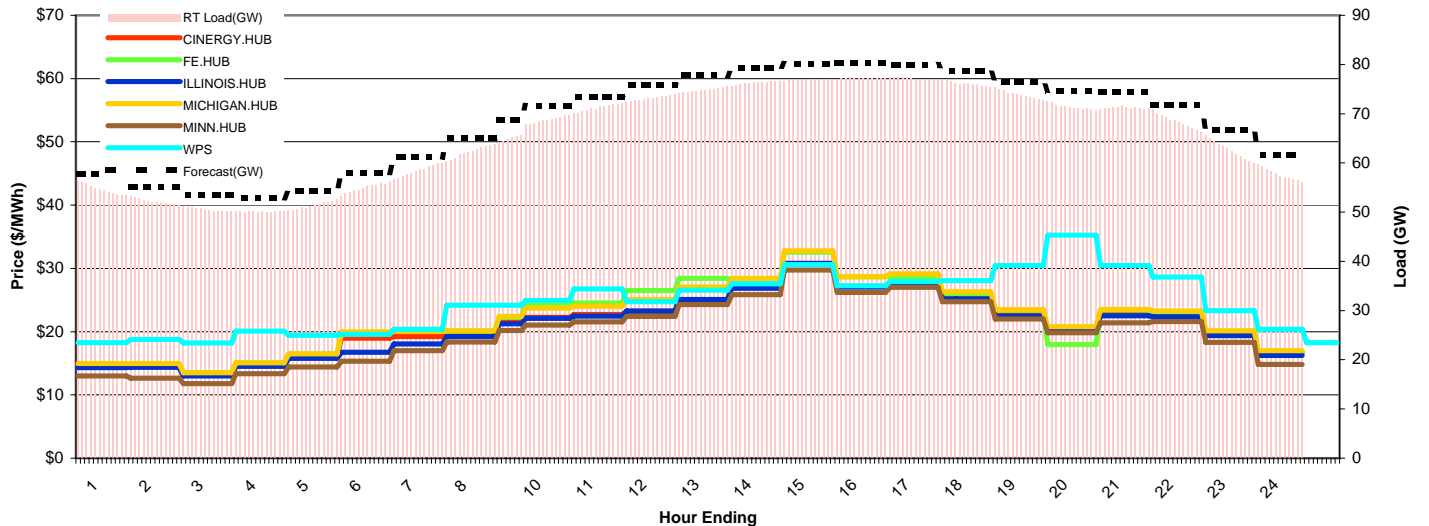
Day-Ahead Prices and Cleared Load

	HE1	HE2	HE3	HE4	HE5	HE6	HE7	HE8	HE9	HE10	HE11	HE12	HE13	HE14	HE15	HE16	HE17	HE18	HE19	HE20	HE21	HE22	HE23	HE24
CINERGY.HUB	20.73	18.76	18.39	18.31	20.24	22.16	22.89	25.90	29.63	33.30	34.90	37.69	40.84	43.88	44.83	44.82	45.13	38.45	33.81	31.30	34.93	26.94	22.06	20.83
FE.HUB	22.48	20.05	19.71	19.58	21.71	23.54	24.39	26.67	30.43	34.16	35.83	38.64	41.69	44.78	43.39	42.95	42.03	34.28	30.40	28.90	33.24	24.48	23.33	22.35
ILLINOIS.HUB	16.83	15.78	15.39	15.50	15.64	17.60	17.67	22.04	25.68	29.68	31.09	34.54	37.17	40.51	40.81	41.51	41.86	35.61	31.18	27.63	31.49	25.31	18.59	16.54
MICHIGAN.HUB	19.10	18.12	17.82	17.75	20.36	22.03	23.60	28.20	32.49	36.29	37.95	40.55	44.73	47.80	47.37	46.92	47.06	40.09	35.28	33.07	37.10	28.11	21.42	20.30
MINN.HUB	12.64	8.49	7.14	5.83	5.72	10.19	15.65	21.42	25.00	29.75	30.32	34.25	34.76	38.64	38.37	38.34	38.71	34.42	30.40	26.88	30.58	24.67	16.41	12.30
WPS	17.36	17.71	15.12	14.97	14.69	17.83	23.48	34.08	36.25	37.26	37.55	40.29	38.17	41.07	38.74	37.94	37.77	40.01	43.69	42.29	40.50	34.64	24.06	20.62
Cleared(GW)	56.9	54.3	52.4	51.9	54.8	59.6	63.6	68.8	72.2	74.8	77.4	78.5	80.3	81.3	81.2	81.6	81.2	80.0	77.6	76.7	77.6	70.8	64.7	5.9



Preliminary Real-Time Prices with Forecasted and Actual System Load

	HE1	HE2	HE3	HE4	HE5	HE6	HE7	HE8	HE9	HE10	HE11	HE12	HE13	HE14	HE15	HE16	HE17	HE18	HE19	HE20	HE21	HE22	HE23	HE24
CINERGY.HUB	14.56	14.64	13.25	14.80	16.18	18.97	19.20	19.66	21.73	22.25	22.73	23.20	24.97	27.22	30.74	27.10	27.48	25.39	22.67	20.53	22.84	22.64	19.71	16.61
FE.HUB	14.87	14.92	13.52	15.08	16.49	19.70	20.14	20.07	22.25	24.46	24.55	26.51	28.43	28.01	32.59	28.68	28.71	25.94	23.37	17.97	23.41	22.84	20.08	16.91
ILLINOIS.HUB	14.32	14.36	13.01	14.50	15.77	16.75	18.06	19.20	21.26	22.08	22.47	23.27	25.09	26.87	30.81	27.05	27.76	25.17	22.47	20.43	22.53	22.38	19.36	16.25
MICHIGAN.HUB	14.95	14.96	13.50	15.05	16.51	19.99	20.05	20.14	22.41	23.72	24.02	25.07	27.07	28.42	32.79	28.69	29.12	26.31	23.48	20.80	23.53	23.27	20.14	16.99
MINN.HUB	12.98	12.62	11.78	13.33	14.40	15.34	17.01	18.37	20.18	21.05	21.53	22.40	24.27	25.83	29.73	26.19	27.01	24.74	22.02	19.81	21.41	21.62	18.33	14.84
WPS	18.26	18.75	18.19	20.06	19.45	19.58	20.38	24.18	24.19	24.91	26.76	24.71	26.55	27.57	30.62	27.25	27.90	28.06	30.43	35.25	30.43	28.60	23.32	20.38
Forecasted(GW)	57.8	55.2	53.6	52.9	54.3	57.9	61.2	65.1	68.8	71.7	73.5	75.8	77.8	79.2	80.1	80.3	79.9	78.7	76.6	74.7	74.5	71.7	66.6	61.6
(RT) - (DA Load)	-2.24	-2.19	-1.83	-1.80	-3.44	-4.70	-5.26	-6.56	-7.28	-6.11	-6.17	-5.37	-5.55	-5.02	-4.27	-4.38	-4.05	-3.95	-3.69	-5.27	-6.36	-2.49	-2.05	51.72



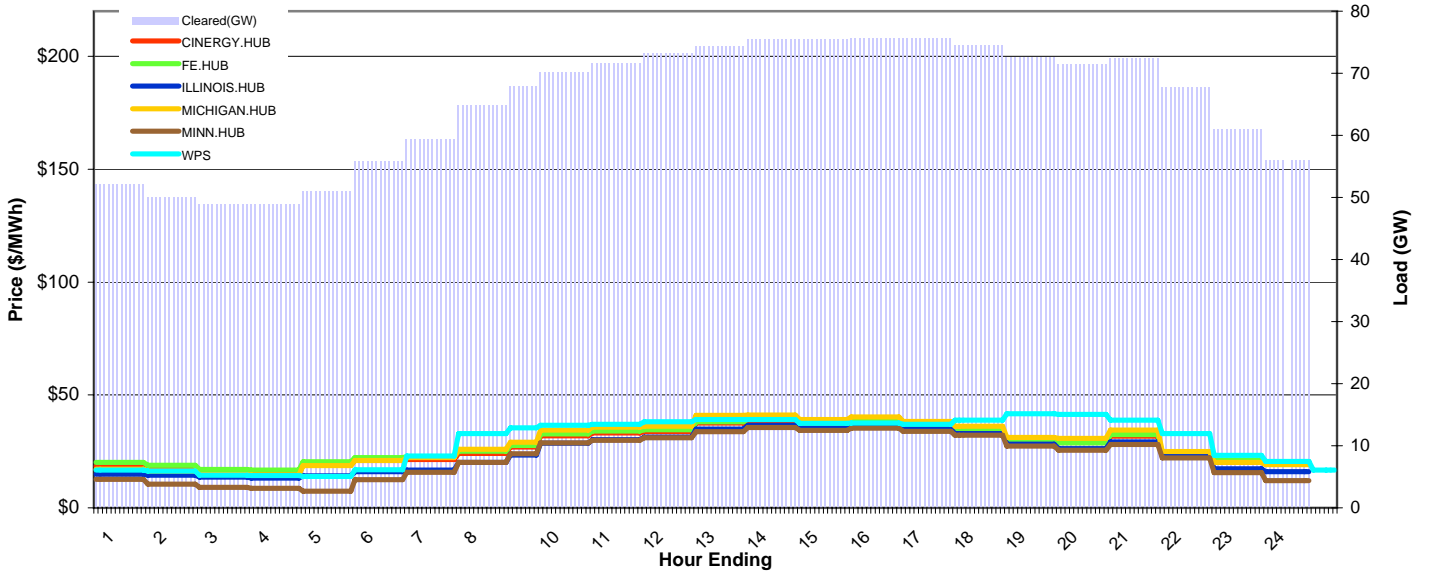
MISO Daily Report

Delivery Day: Thursday, August 6, 2009

Price Color Codes: <=0 >=100 >=200

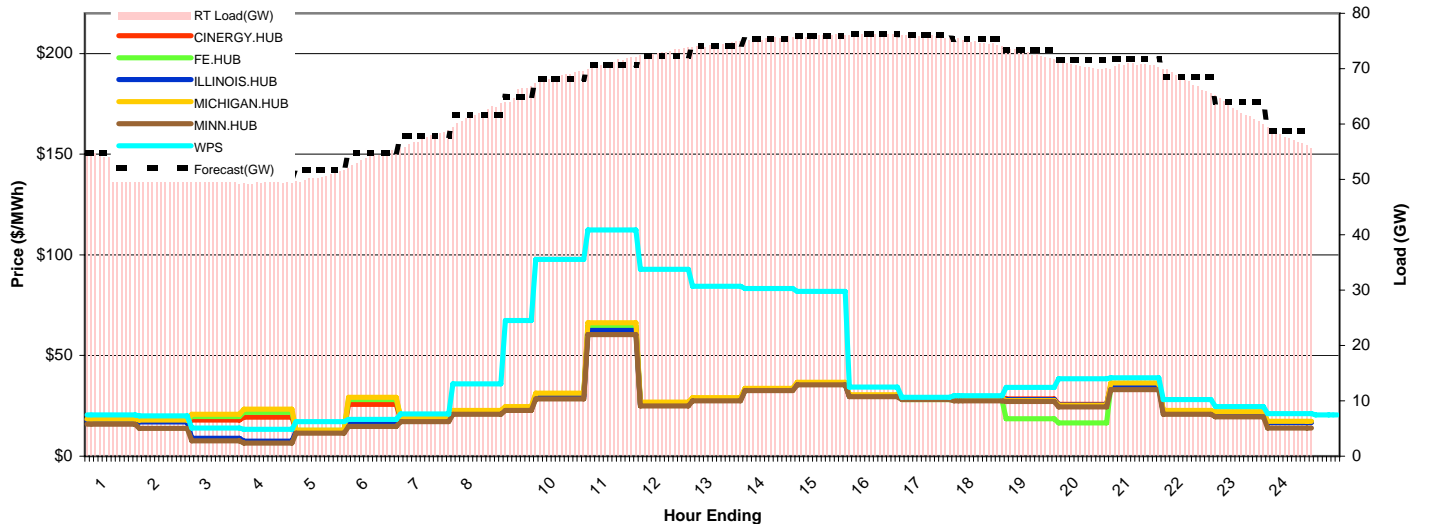
Day-Ahead Prices and Cleared Load

	HE1	HE2	HE3	HE4	HE5	HE6	HE7	HE8	HE9	HE10	HE11	HE12	HE13	HE14	HE15	HE16	HE17	HE18	HE19	HE20	HE21	HE22	HE23	HE24
CINERGY.HUB	18.39	17.31	15.67	15.37	18.88	20.91	21.45	24.06	26.93	31.91	33.15	33.80	37.58	38.46	36.92	38.01	36.23	34.22	29.59	28.96	31.79	23.53	20.06	19.22
FE.HUB	20.08	18.79	17.07	16.75	20.40	22.22	22.66	25.06	27.68	32.75	33.96	34.57	38.20	39.20	37.68	38.80	36.94	34.81	29.08	28.82	32.49	23.92	21.09	20.48
ILLINOIS.HUB	14.89	14.52	13.56	13.18	14.20	15.95	16.74	20.08	23.34	28.59	30.17	31.33	34.94	36.51	35.19	36.20	34.94	32.90	28.17	26.29	29.14	22.85	17.27	16.02
MICHIGAN.HUB	17.10	16.29	14.74	14.57	18.76	20.97	22.30	25.94	29.11	34.44	35.69	36.20	40.93	41.04	39.18	40.31	38.28	36.19	31.24	30.82	34.44	24.99	20.09	19.07
MINN.HUB	12.63	10.55	9.06	8.71	7.33	12.54	15.72	20.13	23.93	28.80	29.84	31.00	33.77	35.58	34.27	35.25	33.94	32.17	27.34	25.53	28.12	22.12	15.66	12.09
WPS	16.75	16.26	14.51	14.37	13.88	16.94	23.00	32.91	35.51	36.53	37.02	38.09	39.17	39.16	37.36	37.52	36.94	38.77	41.64	41.44	38.84	32.94	23.29	20.61
Cleared(GW)	52.1	50.0	49.0	48.9	51.0	55.8	59.3	64.8	67.8	70.1	71.7	73.1	74.3	75.4	75.5	75.6	75.6	74.4	72.5	71.4	72.5	67.7	61.0	5.6



Preliminary Real-Time Prices with Forecasted and Actual System Load

	HE1	HE2	HE3	HE4	HE5	HE6	HE7	HE8	HE9	HE10	HE11	HE12	HE13	HE14	HE15	HE16	HE17	HE18	HE19	HE20	HE21	HE22	HE23	HE24
CINERGY.HUB	18.03	17.53	17.89	19.46	12.70	25.68	18.30	22.04	23.72	30.15	63.65	25.93	28.37	33.27	36.08	29.95	28.60	28.30	28.42	25.73	35.26	22.02	21.51	16.92
FE.HUB	18.33	17.83	19.72	21.82	12.92	28.20	19.15	22.44	24.21	30.71	64.69	26.31	28.69	33.48	36.26	30.05	28.17	27.82	18.55	16.61	34.68	22.16	21.74	17.20
ILLINOIS.HUB	17.61	16.94	8.89	7.49	12.35	16.08	17.92	21.51	23.12	29.40	62.41	25.54	28.00	32.92	35.77	29.77	28.45	28.09	28.15	25.39	34.75	21.83	21.26	16.65
MICHIGAN.HUB	18.45	17.99	20.90	23.36	12.90	29.32	19.00	22.71	24.63	31.39	66.25	26.82	29.04	33.75	36.69	30.51	28.95	28.68	27.72	25.26	36.44	22.76	22.04	17.27
MINN.HUB	15.87	13.88	7.61	6.49	11.49	14.79	17.09	20.82	22.67	28.50	60.34	24.99	27.45	32.60	35.43	29.50	28.19	27.46	27.24	24.41	33.07	20.82	19.53	14.00
WPS	20.45	20.10	13.95	13.31	17.13	18.32	20.96	35.97	67.41	97.69	112.45	92.84	84.47	83.34	81.93	34.39	29.21	30.00	34.12	38.50	38.98	28.19	24.62	21.15
Forecasted(GW)	54.7	52.2	50.7	50.3	51.6	54.9	57.9	61.6	65.0	68.2	70.7	72.3	74.2	75.3	75.9	76.2	76.1	75.3	73.4	71.6	71.7	68.5	64.0	58.7
(RT) - (DA Load)	1.76	1.42	0.82	0.47	-0.51	-1.76	-2.01	-3.12	-2.35	-1.55	-0.50	-0.09	0.07	0.04	0.46	0.65	0.26	0.32	0.21	-0.96	-1.87	0.11	1.38	51.88



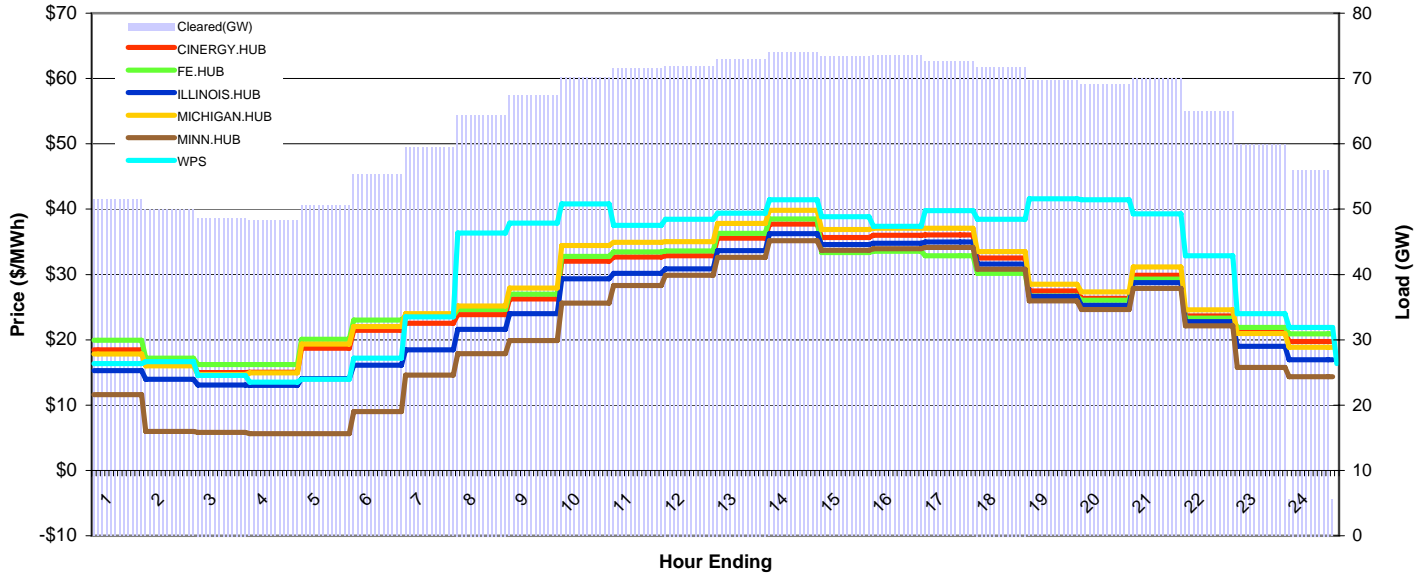
MISO Daily Report

Delivery Day: Friday, August 7, 2009

Price Color Codes: <=0 >=100 >=200

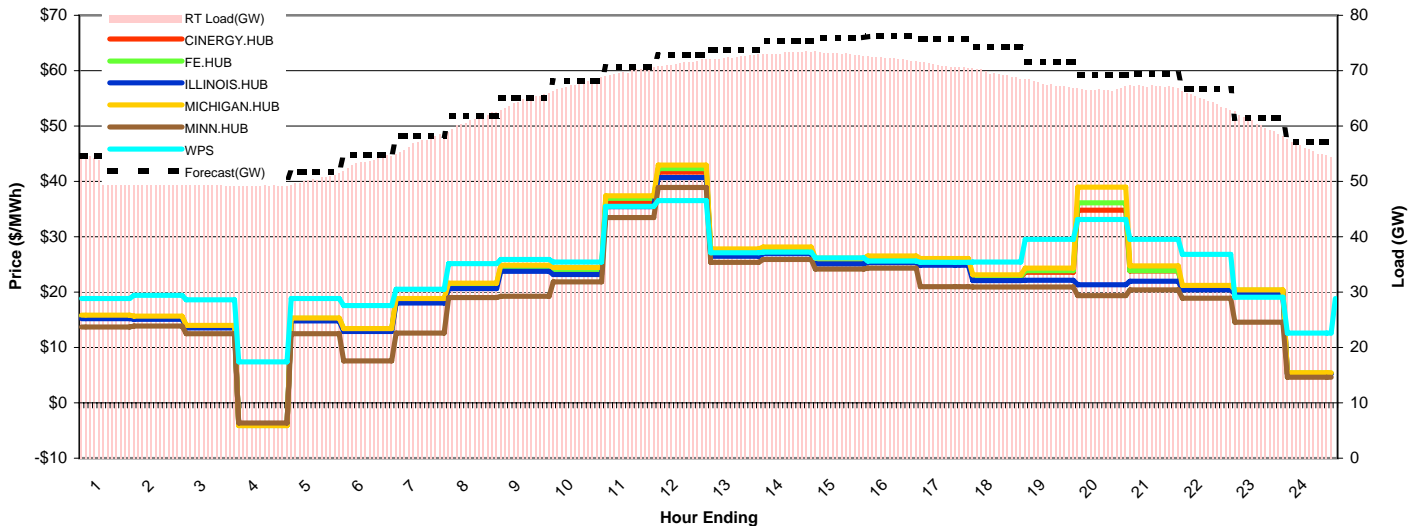
Day-Ahead Prices and Cleared Load

	HE1	HE2	HE3	HE4	HE5	HE6	HE7	HE8	HE9	HE10	HE11	HE12	HE13	HE14	HE15	HE16	HE17	HE18	HE19	HE20	HE21	HE22	HE23	HE24
CINERGY.HUB	18.44	16.09	14.97	15.04	18.70	21.45	22.54	23.87	26.25	32.02	32.66	32.87	35.54	37.71	35.65	36.00	36.07	32.54	27.48	26.37	29.89	23.68	21.14	19.74
FE.HUB	19.93	17.20	16.21	16.22	20.07	23.01	23.64	24.63	26.98	32.78	33.45	33.62	36.29	38.49	33.37	33.54	32.87	30.18	26.67	26.08	29.29	23.29	21.88	20.92
ILLINOIS.HUB	15.26	13.94	13.05	13.02	14.06	16.11	18.44	21.60	23.99	29.35	30.17	30.84	33.66	36.23	34.59	34.78	34.97	31.58	26.63	25.27	28.74	22.78	19.02	16.95
MICHIGAN.HUB	17.83	16.03	14.67	14.96	19.33	22.03	23.98	25.19	27.93	34.42	34.93	35.02	37.80	39.80	36.87	37.09	37.09	33.48	28.50	27.35	31.15	24.57	20.95	18.86
MINN.HUB	11.60	5.97	5.82	5.63	5.64	9.00	14.58	17.87	19.87	25.63	28.29	29.89	32.62	35.17	33.72	33.95	34.16	30.83	25.97	24.63	27.86	22.15	15.75	14.35
WPS	16.36	16.63	14.55	13.52	13.94	17.17	23.53	36.34	37.86	40.81	37.54	38.46	39.38	41.42	38.86	37.35	39.77	38.47	41.58	41.46	39.29	32.89	23.99	21.89
Cleared(GW)	51.5	50.0	48.6	48.2	50.6	55.3	59.4	64.4	67.4	70.1	71.5	71.9	73.0	73.9	73.3	73.6	72.6	71.7	69.8	69.0	70.0	65.0	59.8	5.6



Preliminary Real-Time Prices with Forecasted and Actual System Load

	HE1	HE2	HE3	HE4	HE5	HE6	HE7	HE8	HE9	HE10	HE11	HE12	HE13	HE14	HE15	HE16	HE17	HE18	HE19	HE20	HE21	HE22	HE23	HE24
CINERGY.HUB	15.48	15.43	13.82	-4.05	15.10	13.19	18.47	21.14	24.31	23.80	36.38	41.67	27.07	27.55	25.63	26.00	25.48	22.66	23.58	34.78	23.83	20.80	20.04	5.31
FE.HUB	15.73	15.57	13.93	-4.10	15.27	13.33	18.70	21.38	24.57	24.13	36.91	42.29	27.50	27.92	25.94	26.31	25.81	22.78	23.89	36.14	23.85	21.03	20.37	5.40
ILLINOIS.HUB	15.18	15.11	13.54	-3.95	14.77	12.91	18.03	20.65	23.76	23.18	35.46	40.71	26.45	26.95	25.08	25.34	24.86	22.09	22.16	21.32	21.96	20.39	19.63	5.21
MICHIGAN.HUB	15.81	15.67	13.99	-4.11	15.33	13.41	18.82	21.59	24.85	24.43	37.40	42.93	27.79	28.15	26.10	26.55	26.07	23.14	24.34	38.97	24.73	21.24	20.43	5.42
MINN.HUB	13.68	13.88	12.47	-3.64	12.49	7.58	12.63	19.04	19.25	21.87	33.46	38.89	25.39	25.92	24.18	24.35	20.99	20.90	20.93	19.39	20.41	18.93	14.59	4.64
WPS	18.86	19.44	18.64	7.41	18.85	17.59	20.53	25.12	25.90	25.46	35.52	36.52	27.13	27.22	26.18	25.63	25.40	25.46	29.54	33.11	29.53	26.80	19.10	12.60
Forecasted(GW)	54.5	52.2	50.8	50.4	51.7	54.8	58.2	61.8	65.1	68.1	70.7	72.8	73.8	75.3	76.0	76.2	75.8	74.2	71.6	69.3	69.4	66.7	61.4	57.2
(RT) - (DA Load)	2.10	0.99	0.93	0.95	-0.15	-1.72	-2.42	-3.37	-2.75	-2.47	-1.52	-0.52	-0.53	-0.71	-0.23	-1.38	-1.67	-2.25	-2.14	-2.35	-2.83	-0.39	0.47	50.29



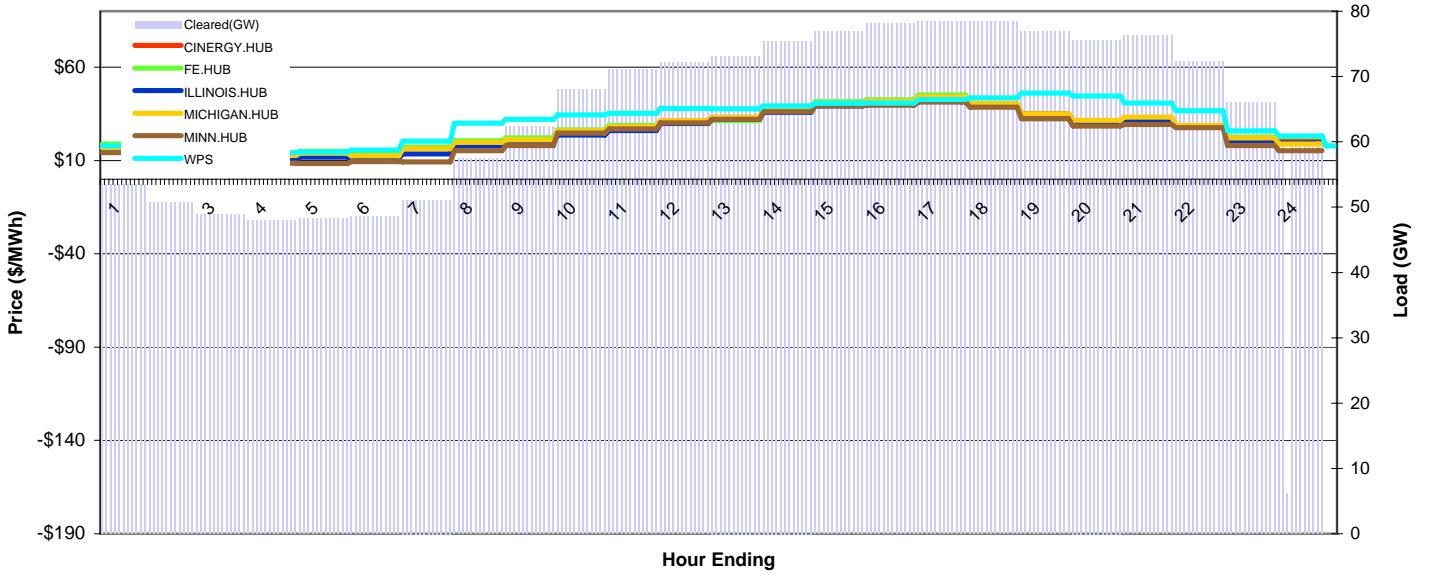
MISO Daily Report

Delivery Day: Saturday, August 8, 2009

Price Color Codes: ≤0 ≥100 ≥200

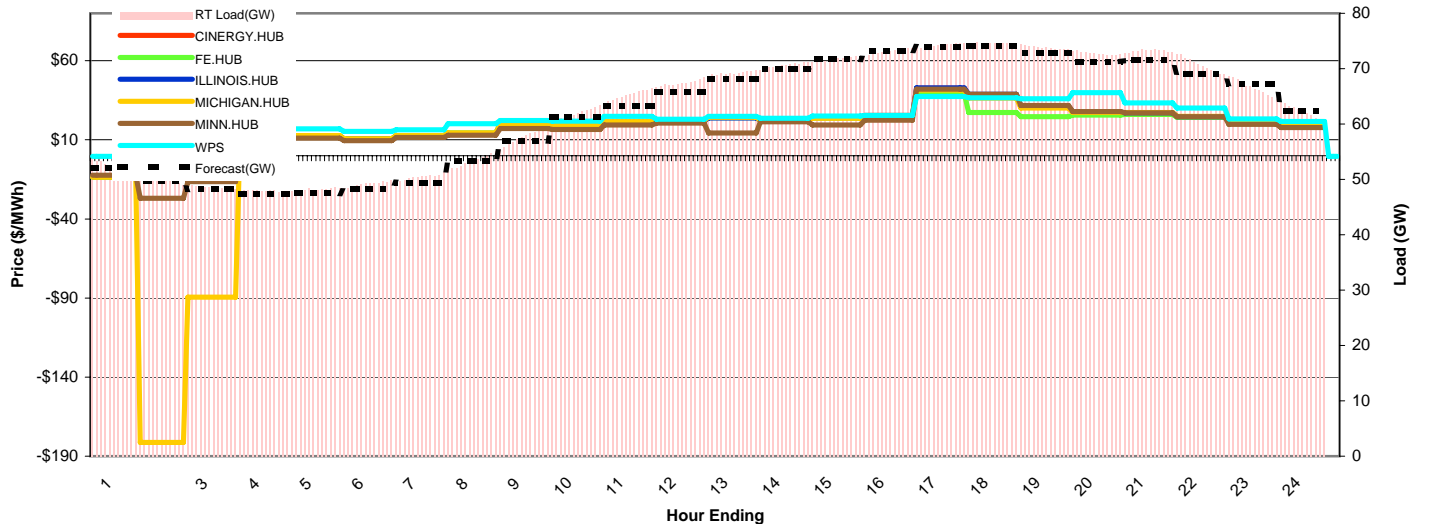
Day-Ahead Prices and Cleared Load

	HE1	HE2	HE3	HE4	HE5	HE6	HE7	HE8	HE9	HE10	HE11	HE12	HE13	HE14	HE15	HE16	HE17	HE18	HE19	HE20	HE21	HE22	HE23	HE24
CINERGY.HUB	18.00	16.22	14.91	13.54	14.60	13.41	16.81	20.11	21.58	25.95	28.15	31.35	33.11	37.11	40.36	41.37	43.86	40.14	34.90	31.41	32.70	28.55	21.91	21.31
FE.HUB	18.77	16.54	15.18	13.58	14.82	13.49	17.08	20.61	22.09	26.46	28.74	30.55	31.37	36.71	41.40	42.49	45.04	40.10	32.46	30.60	32.78	28.36	22.36	22.87
ILLINOIS.HUB	14.54	12.41	12.05	10.17	11.73	11.54	13.51	17.78	18.93	23.68	26.12	29.89	32.12	35.87	39.19	40.68	43.14	39.50	34.38	30.65	31.89	28.11	20.77	19.40
MICHIGAN.HUB	16.65	15.34	14.26	12.60	13.93	12.46	16.25	19.69	21.01	25.85	28.13	31.41	33.14	37.30	40.66	41.76	44.30	40.48	34.93	31.59	33.18	28.86	22.12	18.76
MINN.HUB	14.19	11.74	9.77	8.48	8.31	9.42	9.31	15.29	17.99	24.68	26.87	30.19	32.09	36.23	39.21	39.61	41.22	38.59	32.43	28.49	29.27	27.58	17.96	15.31
WPS	17.85	16.92	15.04	14.13	14.61	15.61	20.43	30.01	32.07	34.41	35.32	37.85	37.72	39.23	40.63	40.78	42.72	43.53	46.03	44.60	40.86	36.68	25.80	23.17
Cleared(GW)	53.5	50.7	49.0	47.9	48.3	48.5	51.1	57.4	62.3	68.0	71.0	72.2	73.1	75.4	76.9	78.1	78.4	78.4	76.9	75.6	76.2	72.4	66.1	6.1



Preliminary Real-Time Prices with Forecasted and Actual System Load

	HE1	HE2	HE3	HE4	HE5	HE6	HE7	HE8	HE9	HE10	HE11	HE12	HE13	HE14	HE15	HE16	HE17	HE18	HE19	HE20	HE21	HE22	HE23	HE24
CINERGY.HUB	-13.43	11.26	5.13	12.24	12.57	10.63	12.52	14.17	19.56	18.84	21.15	22.37	24.27	22.62	24.19	25.38	42.75	38.50	31.16	27.43	26.99	24.50	21.55	20.16
FE.HUB	-13.61	82.44	40.09	12.31	12.68	10.72	12.65	14.34	19.76	18.98	21.24	22.37	24.14	22.40	23.89	24.97	39.36	27.35	24.62	25.66	26.04	24.26	21.38	20.12
ILLINOIS.HUB	-13.18	-11.44	-5.73	12.02	12.26	10.43	12.32	13.92	19.18	18.45	20.70	21.94	23.89	22.38	24.03	25.35	42.87	38.74	31.41	27.64	27.11	24.62	21.62	20.06
MICHIGAN.HUB	-13.63	-181.38	-89.39	12.47	12.81	10.78	12.69	14.38	19.81	19.09	21.41	22.46	24.19	22.24	23.61	24.79	41.53	36.36	30.11	27.27	27.23	24.93	21.95	20.46
MINN.HUB	-12.34	-26.91	-16.48	11.09	11.06	9.54	11.44	12.88	17.13	16.64	19.39	20.60	14.43	21.43	19.44	22.33	42.00	38.78	31.70	27.83	27.14	24.69	19.88	17.83
WPS	-0.47	-10.66	-0.62	18.22	16.87	15.39	16.35	20.20	22.32	21.79	24.89	22.97	24.81	23.61	25.10	25.41	37.45	36.68	36.05	39.90	33.41	30.04	23.28	21.69
Forecasted(GW)	52.1	49.8	48.2	47.3	47.5	48.3	49.4	53.2	56.9	61.3	63.2	65.9	68.1	69.9	71.7	73.1	73.9	74.0	72.8	71.3	71.5	69.0	67.3	62.3
(RT) - (DA Load)	-1.13	-0.56	-0.33	0.06	-0.15	0.62	-0.65	-4.09	-4.63	-6.11	-5.81	-4.80	-3.92	-4.85	-5.14	-5.00	-4.19	-3.77	-3.05	-2.79	-3.00	-1.61	0.52	56.16



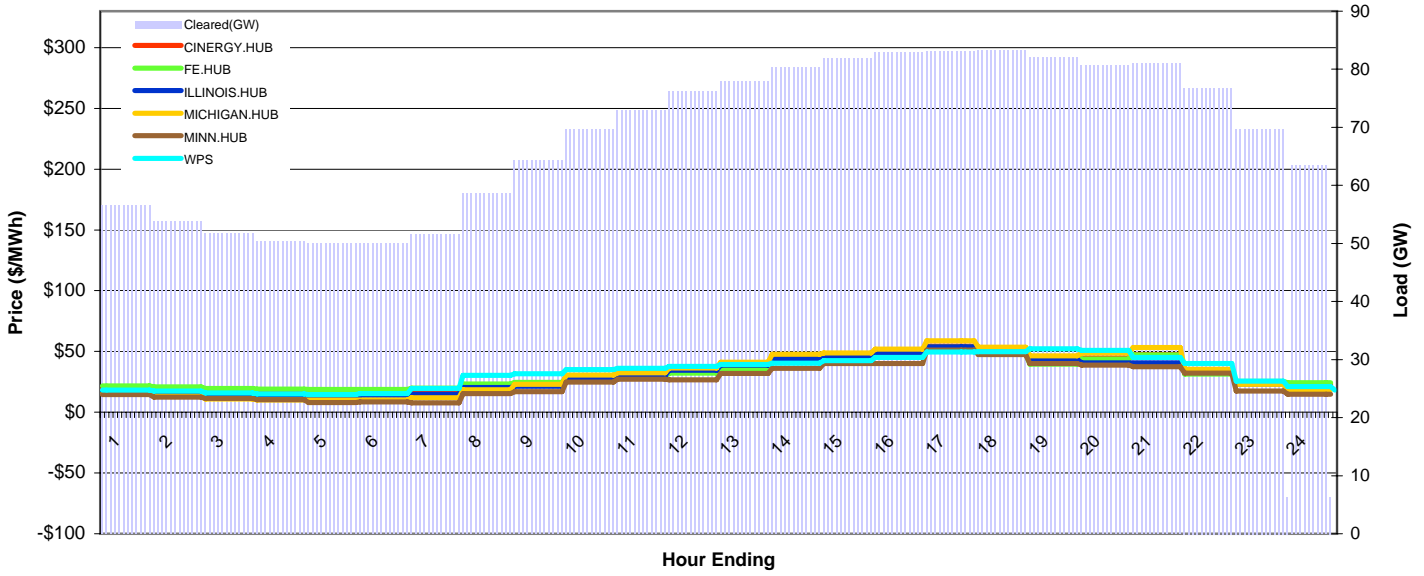
MISO Daily Report

Delivery Day: Sunday, August 9, 2009

Price Color Codes: ≤0 ≥100 ≥200

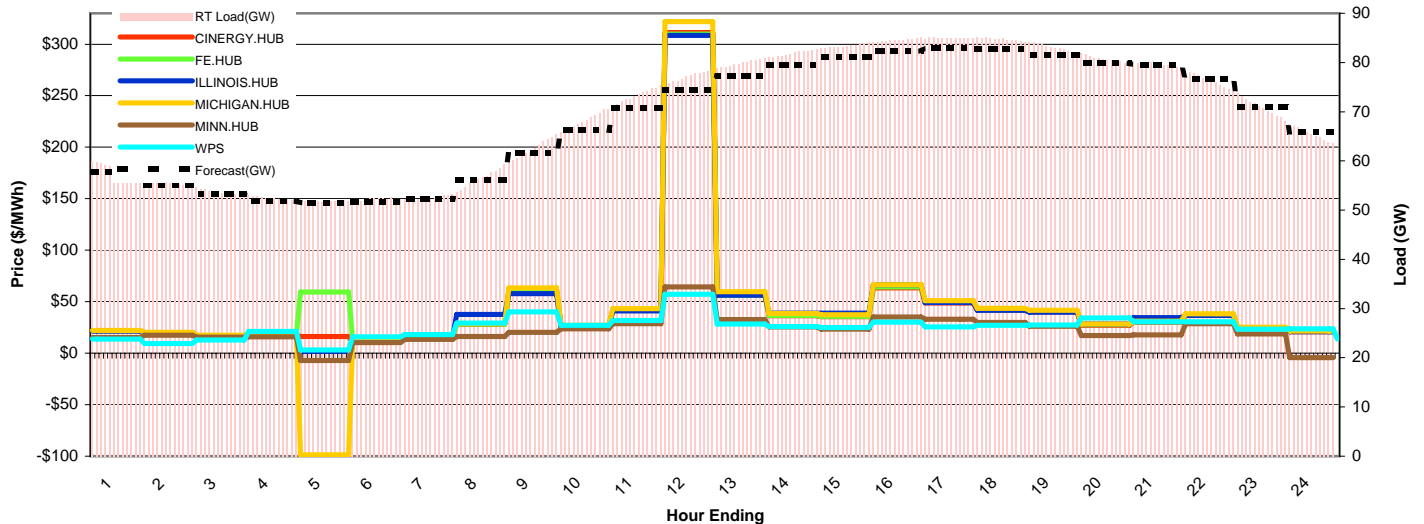
Day-Ahead Prices and Cleared Load

	HE1	HE2	HE3	HE4	HE5	HE6	HE7	HE8	HE9	HE10	HE11	HE12	HE13	HE14	HE15	HE16	HE17	HE18	HE19	HE20	HE21	HE22	HE23	HE24
CINERGY.HUB	19.41	18.37	16.82	16.22	16.18	16.19	17.31	21.41	23.49	29.17	31.31	35.11	39.33	44.40	45.44	48.85	54.37	49.98	43.87	44.59	47.37	33.73	24.48	23.08
FE.HUB	21.78	20.98	19.50	18.92	18.81	18.79	19.85	23.22	24.49	28.39	29.62	32.19	35.09	42.75	42.13	46.91	53.60	48.19	39.63	43.83	47.21	31.51	25.47	24.41
ILLINOIS.HUB	17.52	15.72	14.66	13.80	13.58	13.90	14.77	20.27	21.37	27.92	30.03	34.56	38.72	43.94	45.00	48.30	53.79	49.44	43.42	40.50	40.61	33.19	23.14	20.58
MICHIGAN.HUB	14.94	13.11	10.88	10.12	10.13	10.06	11.78	18.59	23.10	30.57	32.48	36.35	41.07	47.75	48.77	51.97	58.90	53.64	46.46	48.84	53.21	35.41	23.05	18.38
MINN.HUB	14.50	12.40	11.34	10.38	7.95	8.38	7.80	15.22	17.04	24.79	27.29	26.71	31.96	36.08	40.14	40.01	51.22	47.39	39.96	38.66	37.43	32.18	17.52	14.71
WPS	18.32	17.45	15.86	15.10	14.55	15.25	19.66	30.26	31.71	35.21	36.18	37.60	39.37	40.26	42.58	45.15	49.65	49.91	52.23	50.88	45.13	40.12	25.72	21.14
Cleared(GW)	56.5	53.8	51.7	50.3	50.0	50.0	51.6	58.6	64.3	69.6	72.9	76.2	77.9	80.3	81.8	82.9	83.0	83.2	82.0	80.7	80.9	76.8	69.7	6.3



Preliminary Real-Time Prices with Forecasted and Actual System Load

	HE1	HE2	HE3	HE4	HE5	HE6	HE7	HE8	HE9	HE10	HE11	HE12	HE13	HE14	HE15	HE16	HE17	HE18	HE19	HE20	HE21	HE22	HE23	HE24
CINERGY.HUB	21.72	19.99	17.22	17.80	16.30	11.41	15.37	28.11	60.99	26.40	41.70	311.39	56.66	36.39	35.58	63.58	48.75	41.65	40.05	27.16	30.00	36.84	24.27	20.89
FE.HUB	21.76	20.05	17.27	17.91	59.45	11.48	15.50	28.42	61.54	26.58	41.99	309.77	56.23	36.65	35.90	64.31	49.45	42.37	40.71	27.65	30.59	37.60	24.75	21.17
ILLINOIS.HUB	21.52	19.84	17.09	17.62	2.02	11.31	15.63	37.56	57.72	25.95	41.10	308.65	56.43	38.96	39.02	66.57	49.01	41.62	39.87	28.34	34.64	36.62	24.17	20.79
MICHIGAN.HUB	22.18	20.37	17.49	18.03	-98.84	11.58	15.60	28.67	63.27	27.17	43.14	321.79	59.83	38.64	37.33	66.46	51.02	43.65	41.76	28.36	31.16	38.19	25.23	21.62
MINN.HUB	15.30	17.32	15.45	15.79	-7.13	10.44	13.51	16.08	20.09	23.55	28.77	64.44	32.58	25.43	23.50	35.07	32.94	29.97	26.20	17.16	17.84	28.72	18.69	-4.32
WPS	13.86	9.44	12.81	21.14	3.29	15.99	18.16	29.14	40.04	26.93	31.73	57.22	28.28	25.89	24.97	30.16	25.41	26.97	27.44	34.10	30.56	30.49	23.42	23.57
Forecasted(GW)	57.7	55.2	53.2	51.9	51.5	51.6	52.2	56.2	61.6	66.2	70.7	74.4	77.3	79.6	81.1	82.3	83.0	82.8	81.6	79.8	79.6	76.6	70.9	65.9
(RT) - (DA Load)	2.03	1.88	2.04	2.20	1.93	2.34	0.89	-2.09	-1.79	-1.42	0.41	0.99	2.03	1.63	1.63	1.75	2.02	1.61	1.13	0.04	-1.27	-0.37	1.22	59.17



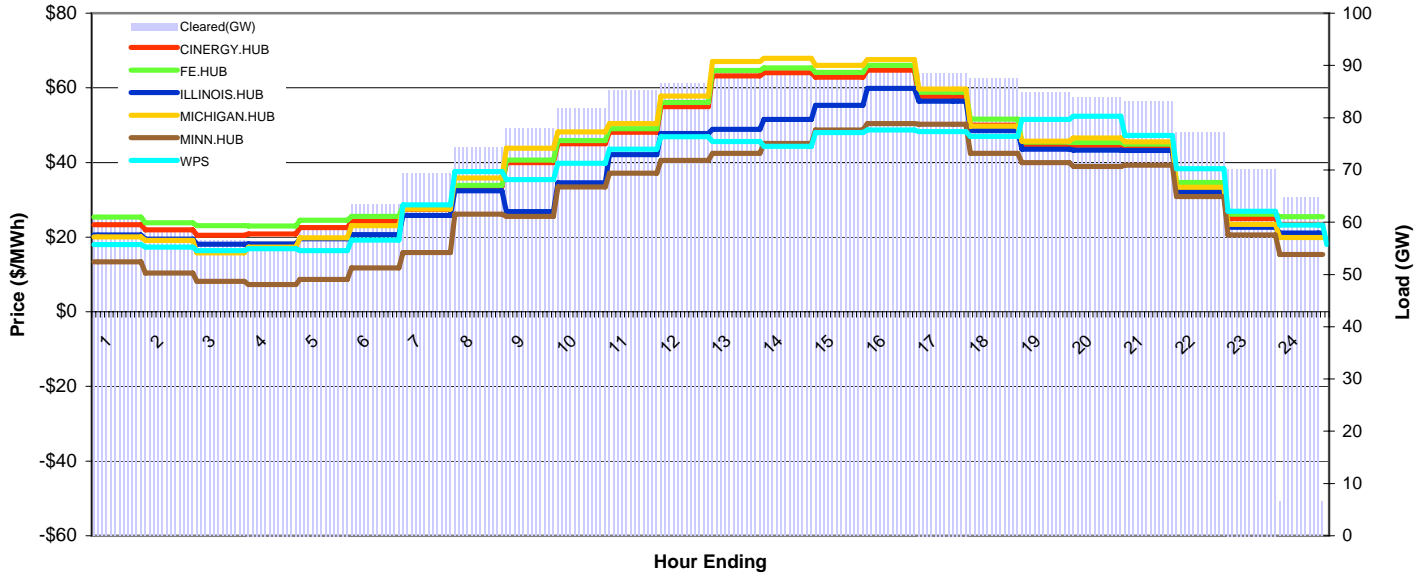
MISO Daily Report

Delivery Day: Monday, August 10, 2009

Price Color Codes: ≤0 ≥100 ≥200

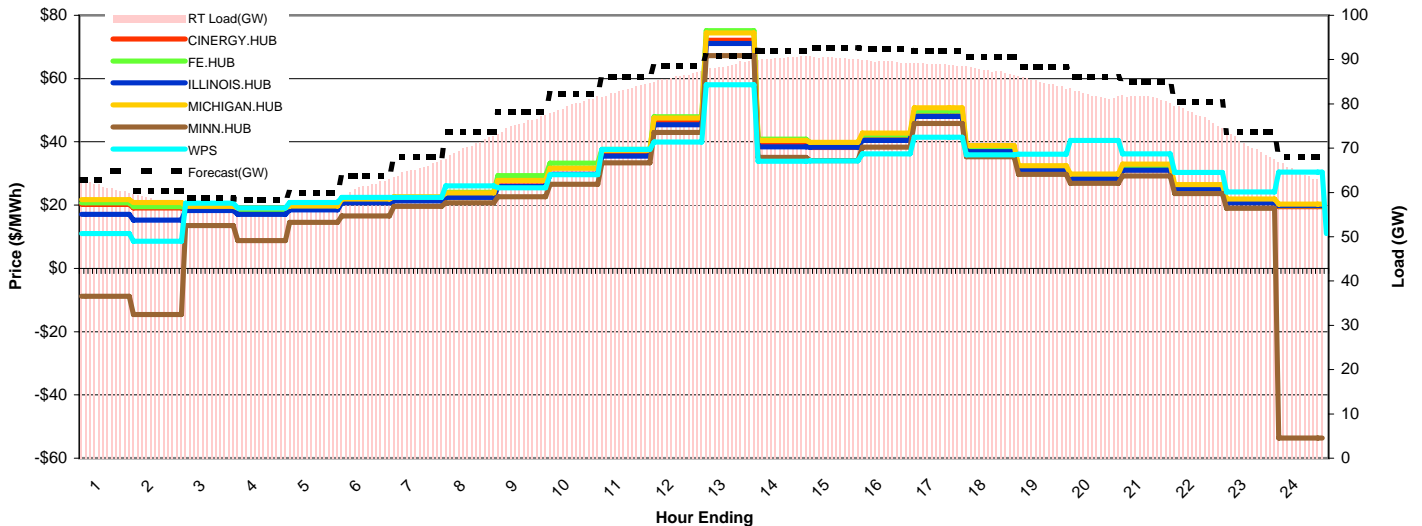
Day-Ahead Prices and Cleared Load

	HE1	HE2	HE3	HE4	HE5	HE6	HE7	HE8	HE9	HE10	HE11	HE12	HE13	HE14	HE15	HE16	HE17	HE18	HE19	HE20	HE21	HE22	HE23	HE24
CINERGY.HUB	23.32	21.95	20.51	20.85	22.59	24.18	27.47	33.57	40.00	45.00	48.09	55.00	63.22	64.03	62.88	64.76	57.69	49.97	44.48	44.59	44.10	33.53	24.92	23.42
FE.HUB	25.39	23.81	23.04	22.97	24.51	25.58	28.43	33.90	40.62	45.85	49.07	56.09	64.63	65.33	64.11	66.00	58.80	51.64	45.44	45.36	44.95	34.63	26.19	25.47
ILLINOIS.HUB	20.63	19.48	18.11	18.15	19.58	20.69	25.79	32.40	26.84	34.56	42.11	47.76	48.88	51.56	55.29	59.83	56.46	48.57	43.53	43.27	43.22	32.23	22.68	21.06
MICHIGAN.HUB	20.07	19.11	15.77	17.35	19.85	23.08	27.49	35.81	43.86	48.20	50.44	57.83	67.06	67.89	66.05	67.61	59.66	49.74	45.69	46.54	45.54	33.32	23.43	19.86
MINN.HUB	13.41	10.35	8.14	7.27	8.64	11.77	15.85	26.18	25.57	33.49	37.17	40.57	42.47	45.10	48.73	50.45	50.29	42.47	39.95	38.92	39.31	30.85	20.60	15.34
WPS	18.00	17.31	16.35	16.92	16.40	19.24	28.68	37.57	35.44	39.76	43.61	46.87	45.65	44.37	48.04	48.69	48.24	47.01	51.55	52.41	47.24	38.35	26.91	23.27
Cleared(GW)	61.1	58.3	56.4	56.2	59.1	63.3	69.4	74.2	78.0	81.8	85.2	86.6	88.4	89.3	88.9	88.9	88.6	87.4	84.8	83.9	83.0	77.2	70.2	6.5



Preliminary Real-Time Prices with Forecasted and Actual System Load

	HE1	HE2	HE3	HE4	HE5	HE6	HE7	HE8	HE9	HE10	HE11	HE12	HE13	HE14	HE15	HE16	HE17	HE18	HE19	HE20	HE21	HE22	HE23	HE24
CINERGY.HUB	20.23	19.14	18.96	18.29	19.05	21.26	21.88	22.96	26.08	29.77	36.29	46.15	72.09	39.03	38.21	40.71	48.22	36.96	31.04	28.33	31.17	25.09	20.83	19.50
FE.HUB	20.68	19.53	19.29	18.63	19.39	21.62	22.36	24.07	29.30	33.27	37.62	47.96	75.18	40.90	39.74	42.18	49.80	38.00	31.80	29.03	31.94	25.67	21.49	19.81
ILLINOIS.HUB	17.09	15.29	18.26	17.04	18.53	20.72	21.33	22.48	25.93	29.71	35.49	45.42	71.09	38.46	38.29	40.45	48.02	36.86	31.05	28.27	31.03	25.00	20.72	19.95
MICHIGAN.HUB	21.78	20.87	19.63	19.12	19.69	21.94	22.61	23.89	27.81	31.60	37.31	47.48	74.45	40.45	39.81	42.77	50.75	38.81	32.46	29.82	32.92	26.51	21.97	20.27
MINN.HUB	-8.78	-14.59	13.58	8.81	14.57	16.61	19.61	20.70	22.69	26.54	33.32	43.00	67.23	35.10	34.06	38.30	45.83	35.29	29.68	26.86	29.18	23.62	19.04	-53.61
WPS	11.01	8.60	20.58	19.06	20.85	22.47	22.42	26.04	25.51	29.63	37.65	39.90	58.04	33.86	33.96	36.16	41.47	35.86	36.13	40.48	36.21	30.31	24.16	30.40
Forecasted(GW)	62.8	60.3	58.7	58.3	59.9	63.8	68.0	73.6	78.1	82.3	86.1	88.6	90.8	92.0	92.7	92.5	91.8	90.6	88.4	86.0	84.9	80.4	73.6	68.1
(RT) - (DA Load)	0.24	0.17	0.37	-0.21	-1.72	-2.09	-3.98	-3.82	-2.47	-1.98	-1.97	-0.37	0.41	1.13	1.48	0.72	0.40	0.10	0.13	-1.84	-1.64	0.08	0.39	58.11



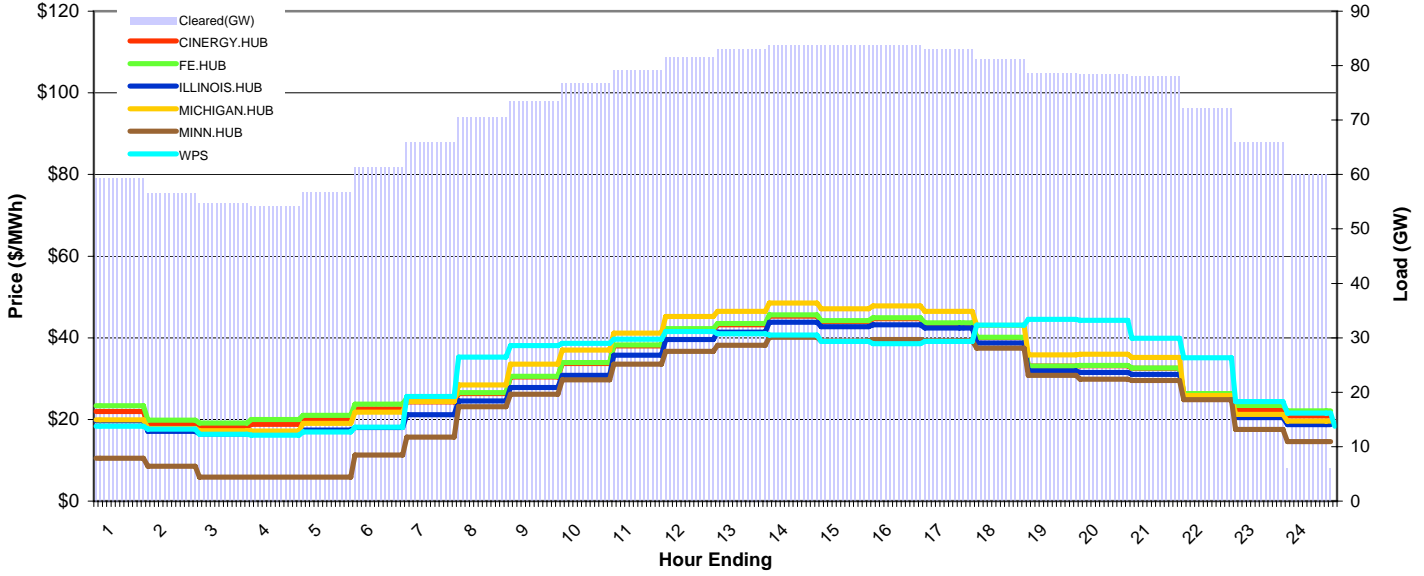
MISO Daily Report

Delivery Day: Tuesday, August 11, 2009

Price Color Codes: <=0 >=100 >=200

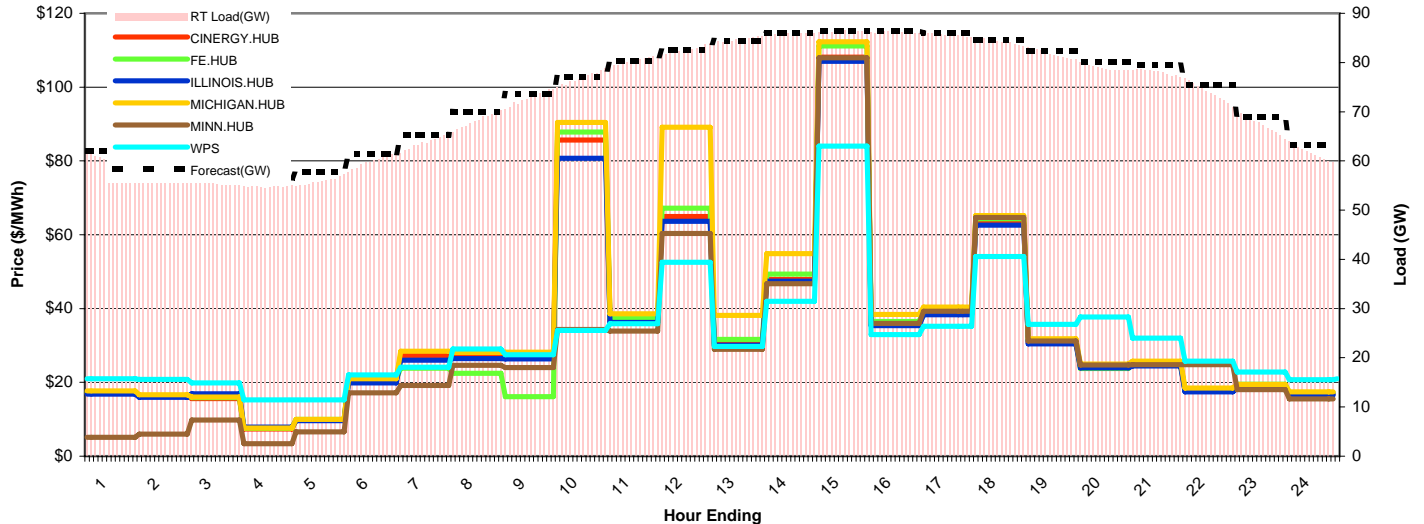
Day-Ahead Prices and Cleared Load

	HE1	HE2	HE3	HE4	HE5	HE6	HE7	HE8	HE9	HE10	HE11	HE12	HE13	HE14	HE15	HE16	HE17	HE18	HE19	HE20	HE21	HE22	HE23	HE24
CINERGY.HUB	21.93	18.84	18.22	18.79	20.00	22.57	24.27	26.34	30.42	33.72	38.02	41.94	43.18	45.34	43.96	44.67	43.49	40.02	33.07	33.15	32.49	26.24	22.33	20.88
FE.HUB	23.37	19.80	19.12	20.00	21.03	23.75	25.33	26.55	30.57	33.95	38.24	42.22	43.52	45.58	44.24	44.89	43.65	40.14	33.11	33.24	32.58	26.36	23.46	22.08
ILLINOIS.HUB	19.69	17.09	16.45	16.63	17.42	17.99	21.13	24.57	27.84	30.82	35.76	39.59	41.40	43.80	42.68	43.16	42.38	38.71	31.91	31.53	31.04	25.43	20.45	18.77
MICHIGAN.HUB	19.89	17.76	17.24	17.14	19.08	21.78	24.35	28.46	33.51	36.99	41.17	45.26	46.48	48.48	47.10	47.78	46.50	43.03	35.79	35.99	35.16	25.83	21.21	19.60
MINN.HUB	10.49	8.51	5.87	5.91	5.90	11.29	15.66	23.10	26.19	29.70	33.51	36.67	38.20	40.13	39.22	39.62	39.28	37.47	30.83	29.84	29.54	24.88	17.59	14.55
WPS	18.36	17.61	16.40	16.13	16.96	18.11	25.63	35.27	38.08	38.62	39.65	41.51	40.97	40.65	39.13	38.57	39.09	43.13	44.49	44.29	39.87	35.10	24.39	21.52
Cleared(GW)	59.4	56.5	54.7	54.2	56.6	61.3	65.9	70.4	73.4	76.7	79.1	81.5	83.1	83.7	83.7	83.7	83.0	81.2	78.6	78.3	78.1	72.1	66.0	6.0



Preliminary Real-Time Prices with Forecasted and Actual System Load

	HE1	HE2	HE3	HE4	HE5	HE6	HE7	HE8	HE9	HE10	HE11	HE12	HE13	HE14	HE15	HE16	HE17	HE18	HE19	HE20	HE21	HE22	HE23	HE24
CINERGY.HUB	17.02	16.20	15.62	7.38	9.73	20.44	27.35	27.12	26.49	85.70	36.89	64.90	30.58	47.90	108.09	35.63	38.60	63.13	30.75	24.25	24.84	17.80	18.61	16.91
FE.HUB	17.29	16.40	15.88	7.52	9.94	20.88	23.81	22.43	16.11	87.79	37.31	67.21	31.68	49.36	111.15	36.50	39.45	64.33	31.24	23.72	25.06	17.77	19.52	17.28
ILLINOIS.HUB	16.78	15.92	16.87	7.88	9.60	19.86	26.05	26.46	26.40	80.76	36.26	63.67	30.07	47.39	107.01	35.34	38.34	62.61	30.44	23.96	24.45	17.47	18.37	16.54
MICHIGAN.HUB	17.65	16.68	16.03	7.59	9.95	20.94	28.42	28.08	28.19	90.43	38.57	89.13	38.15	54.89	112.31	38.44	40.42	65.16	31.83	24.99	25.71	18.43	19.40	17.45
MINN.HUB	5.14	6.01	9.83	3.36	6.58	17.16	19.19	24.60	24.06	34.36	33.88	60.36	28.95	46.76	107.94	36.01	39.30	64.71	31.25	24.75	24.84	18.07	15.49	
WPS	21.01	20.77	19.89	15.26	15.30	22.00	24.10	29.08	27.49	34.08	35.91	52.56	29.72	41.98	84.02	32.98	35.20	54.06	35.73	37.68	31.97	25.78	22.82	20.70
Forecasted(GW)	62.0	59.1	57.2	56.6	57.8	61.3	65.3	70.0	73.7	77.1	80.2	82.6	84.5	85.9	86.4	86.5	85.9	84.7	82.3	80.2	79.5	75.4	68.9	63.3
(RT) - (DA Load)	0.75	0.76	0.68	0.53	-0.83	-1.38	-2.23	-2.24	-0.68	0.12	1.19	1.06	1.60	2.17	2.71	2.50	2.55	3.09	3.16	0.62	-0.08	1.88	1.49	55.68



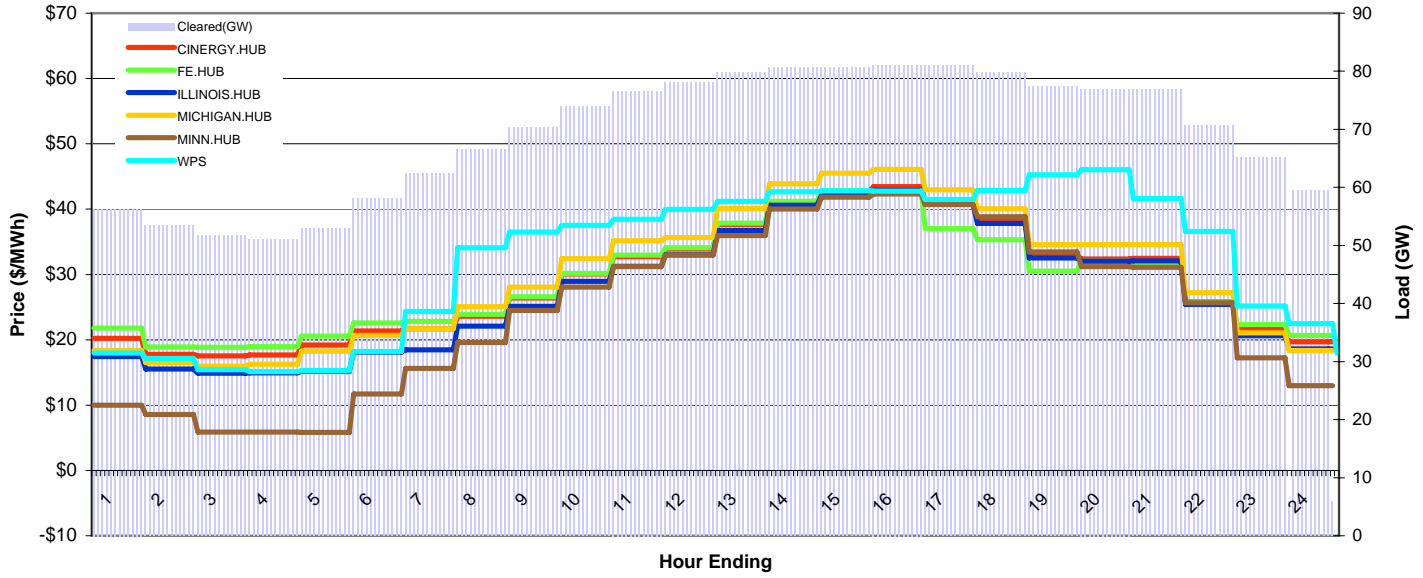
MISO Daily Report

Delivery Day: Wednesday, August 12, 2009

Price Color Codes: ≤0 ≥100 ≥200

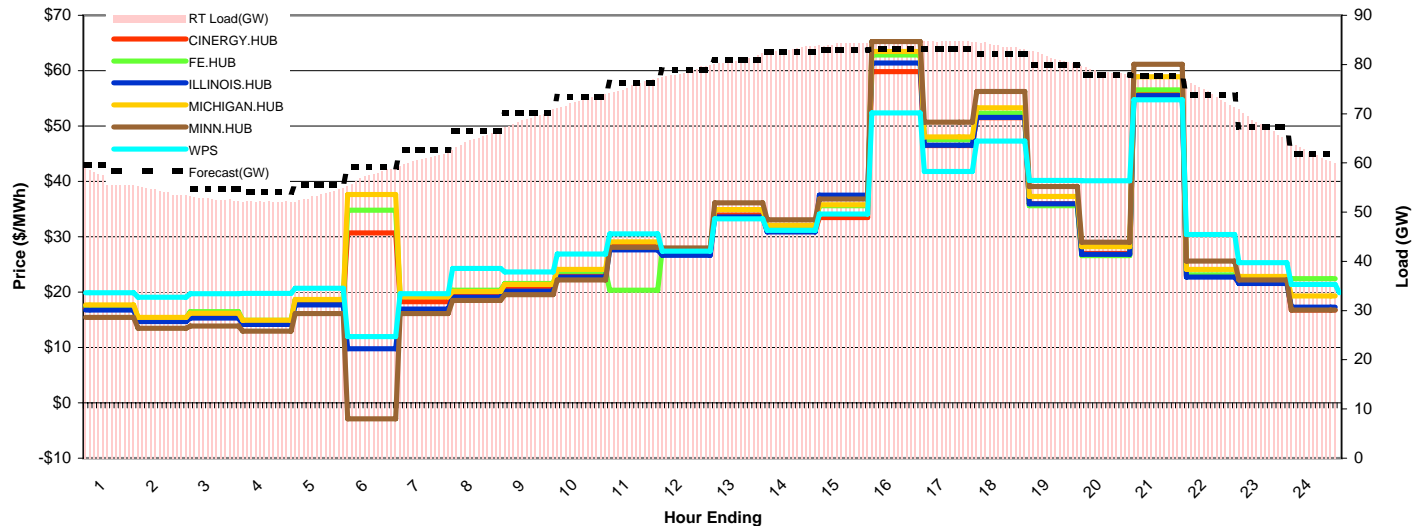
Day-Ahead Prices and Cleared Load

	HE1	HE2	HE3	HE4	HE5	HE6	HE7	HE8	HE9	HE10	HE11	HE12	HE13	HE14	HE15	HE16	HE17	HE18	HE19	HE20	HE21	HE22	HE23	HE24
CINERGY.HUB	20.23	17.76	17.53	17.66	19.18	21.37	21.72	23.60	26.38	30.09	32.74	33.90	37.67	41.12	42.70	43.43	41.22	38.26	32.91	32.40	32.45	25.80	21.62	19.68
FE.HUB	21.77	18.91	18.87	18.96	20.58	22.60	22.82	23.89	26.61	30.19	32.95	34.08	37.85	41.21	42.79	42.86	37.01	35.32	30.53	32.03	31.84	25.75	22.34	20.65
ILLINOIS.HUB	17.41	15.50	14.87	14.95	15.16	18.12	18.45	22.07	25.12	28.97	31.27	33.00	36.75	40.61	42.19	42.91	40.77	37.79	32.52	32.03	32.08	25.41	20.64	18.63
MICHIGAN.HUB	18.36	16.52	15.95	16.24	18.25	20.67	21.72	25.09	28.05	32.43	35.15	35.64	40.13	43.88	45.49	46.07	42.98	40.06	34.56	34.60	34.60	27.25	21.07	18.35
MINN.HUB	9.99	8.59	5.89	5.86	5.83	11.68	15.60	19.57	24.50	28.08	31.20	32.96	35.97	40.01	41.81	42.30	40.71	38.84	33.43	31.18	31.10	25.66	17.23	12.99
WPS	17.95	17.14	15.42	15.12	15.26	18.21	24.34	34.08	36.51	37.50	38.45	39.98	41.21	42.66	42.79	42.77	41.47	42.88	45.25	46.03	41.65	36.60	25.19	22.49
Cleared(GW)	56.3	53.4	51.7	51.1	52.9	58.0	62.3	66.6	70.4	73.9	76.6	78.1	79.8	80.7	80.7	81.1	81.0	79.8	77.4	77.0	76.9	70.7	65.1	5.9



Preliminary Real-Time Prices with Forecasted and Actual System Load

	HE1	HE2	HE3	HE4	HE5	HE6	HE7	HE8	HE9	HE10	HE11	HE12	HE13	HE14	HE15	HE16	HE17	HE18	HE19	HE20	HE21	HE22	HE23	HE24
CINERGY.HUB	17.12	14.99	15.59	14.57	18.18	30.72	18.25	19.52	20.59	23.35	28.26	27.01	33.91	31.03	33.46	59.80	46.48	51.53	35.93	26.97	56.00	22.95	21.93	16.75
FE.HUB	17.49	15.38	16.48	14.91	18.59	34.79	19.33	20.35	21.55	23.74	20.35	27.83	34.91	31.93	35.59	62.82	47.49	52.30	35.62	26.59	56.52	23.15	22.37	22.42
ILLINOIS.HUB	16.74	14.67	15.29	14.19	17.67	9.76	16.95	19.07	20.18	22.72	27.64	26.62	33.58	30.84	37.53	61.40	46.52	51.56	35.94	26.80	55.49	22.73	21.56	17.27
MICHIGAN.HUB	17.67	15.45	16.17	14.92	18.65	37.62	19.12	20.13	21.37	24.10	29.07	27.77	34.94	32.06	35.79	63.49	48.04	53.31	37.26	28.21	58.93	24.13	22.82	19.32
MINN.HUB	15.44	13.45	13.88	12.96	16.12	-2.89	16.15	18.51	19.54	22.22	28.08	27.95	36.13	33.07	36.80	65.27	50.67	56.25	39.05	29.02	61.13	25.63	22.19	16.74
WPS	19.89	19.08	19.72	19.76	20.69	11.98	19.69	24.26	23.66	26.90	30.54	27.39	33.25	31.14	34.08	52.37	41.78	47.26	40.16	40.14	54.74	30.42	25.30	21.37
Forecasted(GW)	59.6	56.7	54.8	54.1	55.5	59.1	62.6	66.6	70.2	73.5	76.4	78.9	80.9	82.4	82.9	83.2	83.1	82.0	79.9	77.9	77.7	73.8	67.3	61.9
(RT) - (DA Load)	0.95	0.84	0.94	1.05	0.65	-0.52	-1.47	-1.69	-1.38	-1.21	-0.77	0.54	1.17	2.48	3.50	3.47	3.78	4.06	4.03	1.69	0.99	3.41	2.53	55.99



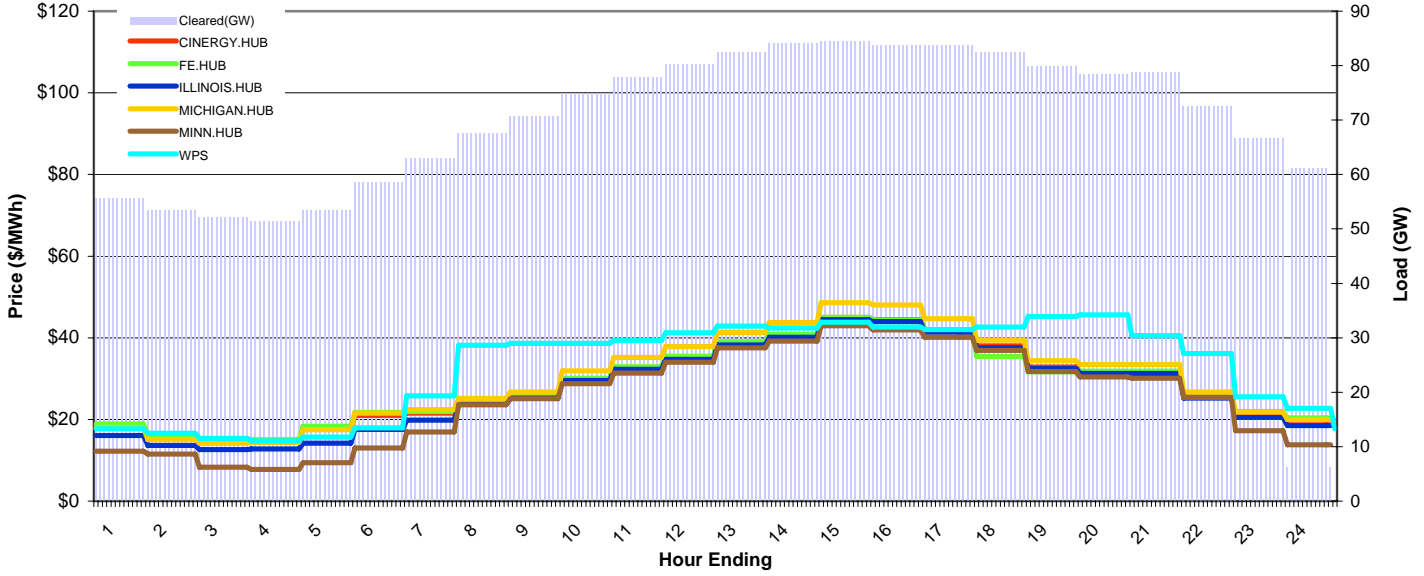
MISO Daily Report

Delivery Day: Thursday, August 13, 2009

Price Color Codes: ≤0 ≥100 ≥200

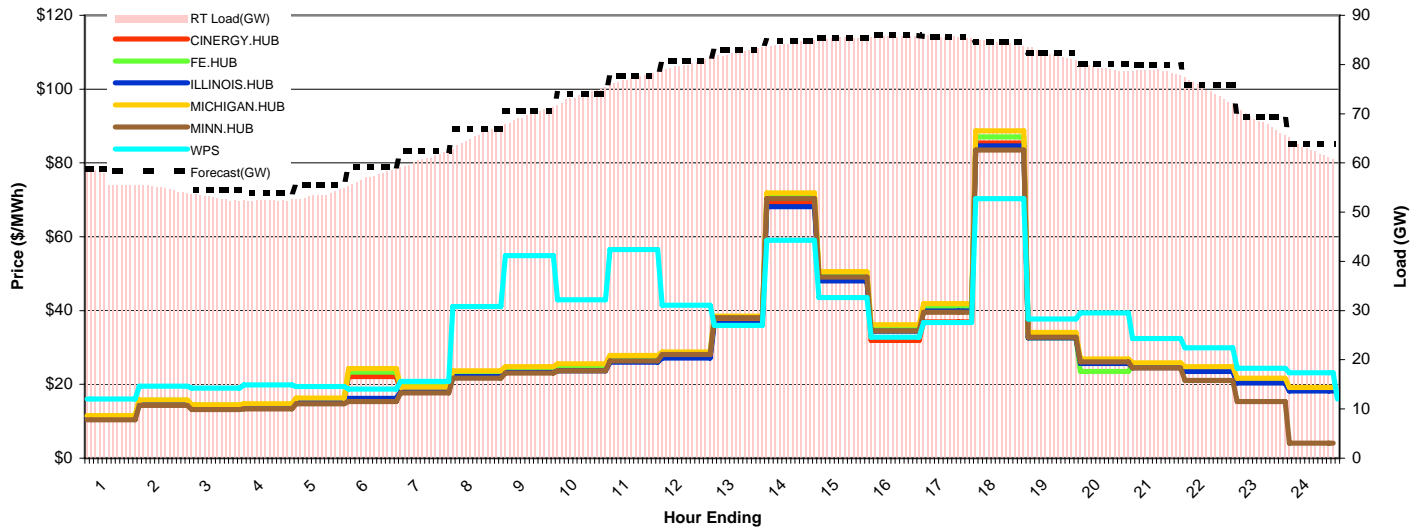
Day-Ahead Prices and Cleared Load

	HE1	HE2	HE3	HE4	HE5	HE6	HE7	HE8	HE9	HE10	HE11	HE12	HE13	HE14	HE15	HE16	HE17	HE18	HE19	HE20	HE21	HE22	HE23	HE24
CINERGY.HUB	18.19	15.29	14.32	14.51	17.55	21.04	21.57	24.11	25.61	29.95	32.74	35.17	38.77	40.65	45.00	44.46	41.90	38.00	32.85	31.67	31.68	25.62	21.49	19.85
FE.HUB	18.92	15.88	14.86	15.05	18.36	21.73	21.95	24.36	25.86	30.09	32.91	35.49	39.05	40.82	45.00	44.34	41.98	35.39	31.69	31.82	31.83	25.52	21.91	20.34
ILLINOIS.HUB	16.06	13.66	12.65	12.74	14.21	17.55	19.85	23.68	25.21	29.55	32.31	34.70	38.26	40.15	44.48	43.98	41.40	37.54	32.44	31.27	31.28	25.23	20.50	18.51
MICHIGAN.HUB	17.92	15.06	14.17	14.39	17.50	21.55	22.45	25.18	26.73	31.93	35.16	37.89	41.28	43.74	48.58	48.02	44.68	39.40	34.39	33.49	33.49	26.71	21.76	20.00
MINN.HUB	12.22	11.56	8.32	7.79	9.40	13.05	16.91	23.57	25.06	28.76	31.34	34.03	37.51	39.20	42.94	41.97	40.14	36.88	31.72	30.40	30.07	25.37	17.23	13.81
WPS	17.68	16.61	15.36	14.77	15.71	17.95	25.80	38.19	38.62	38.61	39.33	41.22	42.89	42.43	43.81	42.62	42.02	42.63	45.23	45.65	40.50	36.17	25.57	22.70
Cleared(GW)	55.6	53.4	52.1	51.3	53.4	58.5	63.0	67.5	70.7	75.0	77.8	80.2	82.5	84.1	84.5	83.6	83.6	82.4	79.8	78.4	78.7	72.6	66.6	6.1



Preliminary Real-Time Prices with Forecasted and Actual System Load

	HE1	HE2	HE3	HE4	HE5	HE6	HE7	HE8	HE9	HE10	HE11	HE12	HE13	HE14	HE15	HE16	HE17	HE18	HE19	HE20	HE21	HE22	HE23	HE24
CINERGY.HUB	11.17	15.32	14.11	14.31	15.85	22.10	18.49	22.84	23.94	24.46	26.75	27.81	37.25	69.25	48.25	31.92	36.97	85.37	32.93	25.99	24.89	23.93	20.89	18.55
FE.HUB	11.40	15.69	14.36	14.56	16.14	23.36	19.38	23.32	24.49	25.18	27.33	28.41	38.07	70.80	49.67	35.48	41.02	87.02	32.57	23.48	25.34	24.17	21.22	18.76
ILLINOIS.HUB	10.90	14.96	13.79	13.98	15.44	16.21	18.01	22.10	23.22	23.71	26.04	27.15	36.50	68.14	48.02	34.44	39.91	84.61	32.56	25.66	24.51	23.50	20.41	18.24
MICHIGAN.HUB	11.55	15.82	14.50	14.70	16.29	24.27	19.24	23.64	24.84	25.55	27.81	28.82	38.53	71.92	50.52	36.19	41.85	88.66	34.04	26.86	25.82	24.81	21.68	19.18
MINN.HUB	10.40	14.32	13.18	13.31	14.78	15.35	17.69	21.71	23.03	23.70	26.37	28.10	38.09	70.32	49.04	34.47	39.56	83.46	32.78	26.06	24.44	21.09	15.38	4.07
WPS	16.02	19.54	18.95	19.83	19.39	18.72	20.83	41.08	54.88	42.94	56.51	41.48	35.96	59.06	43.49	32.79	36.76	70.30	37.76	39.35	32.47	29.88	24.38	23.18
Forecasted(GW)	58.8	56.1	54.5	54.0	55.5	59.3	62.5	66.8	70.5	74.1	77.7	80.7	83.0	84.8	85.5	85.9	85.6	84.6	82.4	80.1	79.8	75.8	69.3	63.8
(RT) - (DA Load)	1.88	1.45	0.80	1.02	0.19	-1.30	-2.23	-2.09	-1.04	-1.21	-0.54	-0.22	0.03	0.17	0.91	1.97	1.93	2.02	2.30	0.89	-0.15	2.01	1.78	56.58



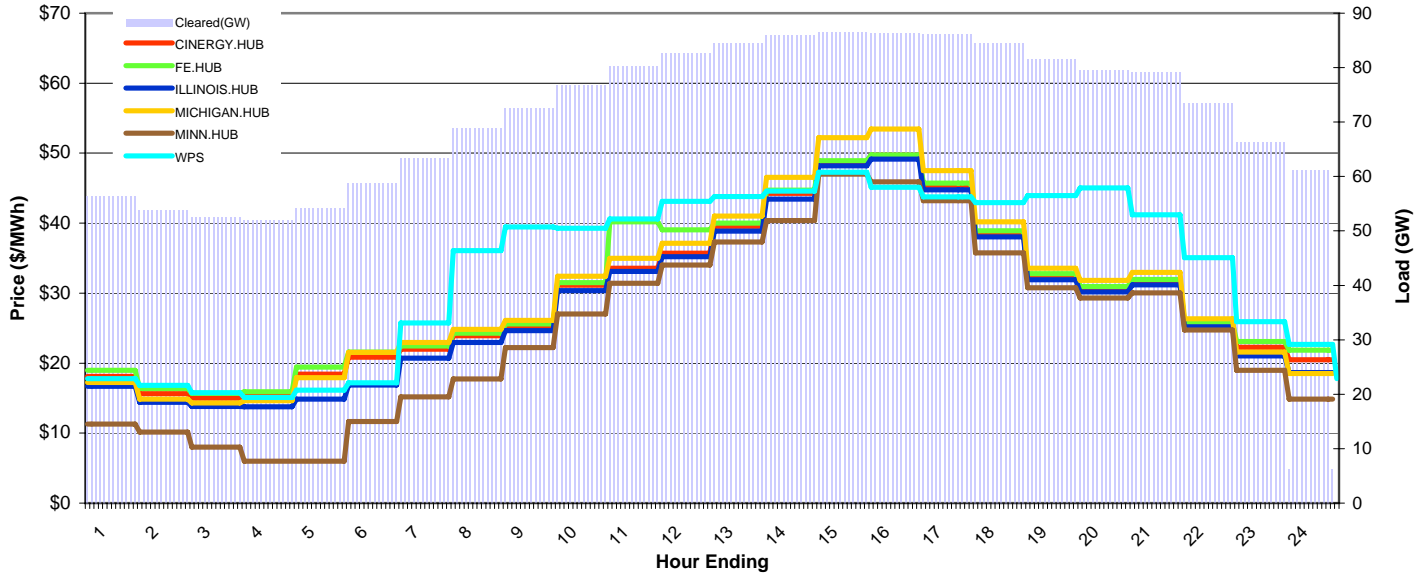
MISO Daily Report

Delivery Day: Friday, August 14, 2009

Price Color Codes: ≤0 ≥100 ≥200

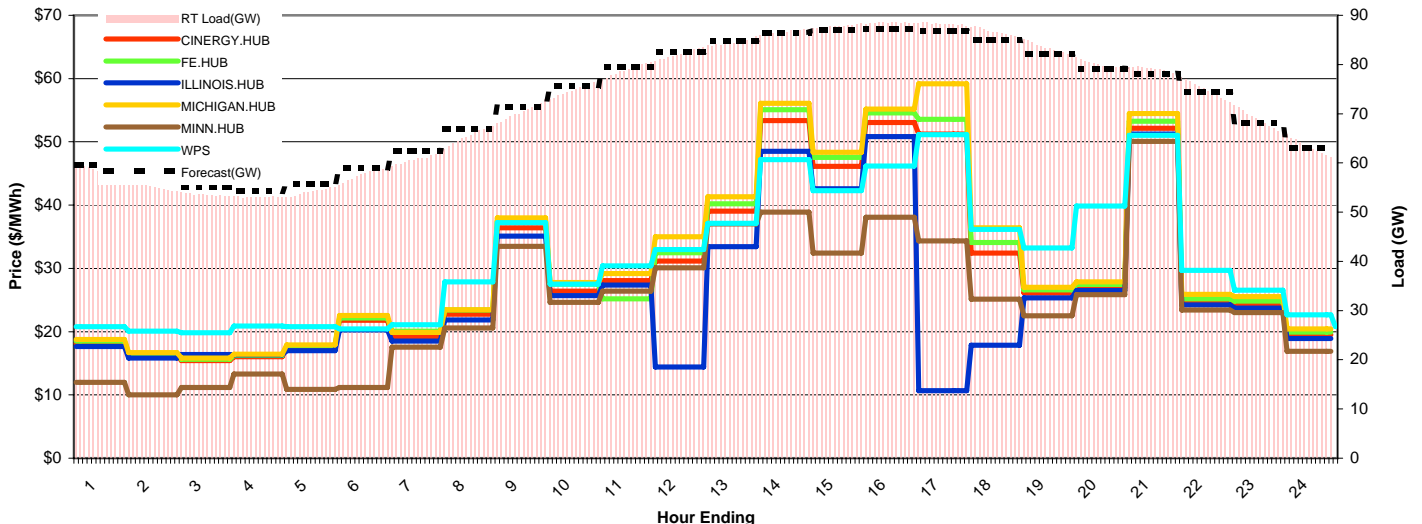
Day-Ahead Prices and Cleared Load

	HE1	HE2	HE3	HE4	HE5	HE6	HE7	HE8	HE9	HE10	HE11	HE12	HE13	HE14	HE15	HE16	HE17	HE18	HE19	HE20	HE21	HE22	HE23	HE24
CINERGY.HUB	18.12	15.63	15.00	15.24	18.41	20.86	21.97	23.93	25.26	31.15	33.56	35.71	39.53	44.25	48.80	49.72	45.34	38.55	32.39	30.61	31.62	25.56	22.27	20.49
FE.HUB	18.96	16.37	15.68	15.92	19.42	21.58	22.47	24.26	25.61	31.52	40.18	39.05	40.01	44.71	48.91	49.76	45.70	38.92	32.77	30.95	31.94	25.84	23.11	21.87
ILLINOIS.HUB	16.71	14.38	13.81	13.76	14.85	16.85	20.70	22.96	24.63	30.35	33.09	35.21	38.87	43.42	48.21	49.15	44.74	38.03	31.93	30.18	31.19	25.19	21.04	18.66
MICHIGAN.HUB	17.25	14.87	14.30	14.65	17.92	21.54	22.95	24.84	26.12	32.40	35.00	37.14	40.99	46.55	52.20	53.45	47.52	40.21	33.57	31.81	32.95	26.33	21.59	18.51
MINN.HUB	11.31	10.16	8.00	6.00	5.97	11.68	15.19	17.73	22.21	27.01	31.39	34.03	37.33	40.39	47.00	45.92	43.22	35.75	30.77	29.31	30.05	24.72	18.98	14.88
WPS	17.79	16.83	15.80	15.09	16.15	17.17	25.72	36.07	39.44	39.27	40.58	43.11	43.81	44.60	47.29	45.13	43.77	42.92	43.95	45.01	41.21	35.06	25.93	22.68
Cleared(GW)	56.5	53.7	52.5	51.8	54.2	58.7	63.3	68.9	72.5	76.8	80.2	82.5	84.4	85.9	86.5	86.3	86.1	84.5	81.5	79.5	79.2	73.4	66.3	6.1



Preliminary Real-Time Prices with Forecasted and Actual System Load

	HE1	HE2	HE3	HE4	HE5	HE6	HE7	HE8	HE9	HE10	HE11	HE12	HE13	HE14	HE15	HE16	HE17	HE18	HE19	HE20	HE21	HE22	HE23	HE24
CINERGY.HUB	18.18	16.27	15.45	16.03	17.51	21.81	19.22	22.75	36.44	26.39	28.05	31.15	39.04	53.35	46.12	53.05	51.24	32.40	26.09	26.91	52.15	24.67	24.30	19.51
FE.HUB	18.49	16.52	15.65	16.25	17.75	22.17	20.09	23.40	37.48	27.51	25.21	32.46	40.23	55.07	47.52	54.57	53.54	34.08	26.62	27.46	53.27	25.17	24.83	19.92
ILLINOIS.HUB	17.66	15.81	16.40	16.36	17.00	20.28	18.53	21.83	35.08	25.67	27.34	14.43	33.43	48.49	42.58	50.82	10.69	17.83	25.33	26.50	51.26	24.24	23.71	18.93
MICHIGAN.HUB	18.76	16.69	15.85	16.42	17.92	22.56	19.89	23.48	37.99	27.78	29.20	35.02	41.33	56.08	48.33	55.19	59.19	36.40	27.03	27.86	54.48	25.91	25.55	20.41
MINN.HUB	12.00	10.03	11.19	13.28	10.89	11.20	17.56	20.56	33.46	24.61	26.41	30.11	37.01	38.89	32.43	38.09	34.36	25.12	22.53	25.83	50.05	23.44	23.01	16.90
WPS	20.80	20.06	19.85	20.89	20.79	20.44	21.10	27.88	37.23	27.49	30.38	32.97	37.14	47.17	42.29	46.19	51.12	36.18	33.23	39.87	51.05	29.67	26.54	22.64
Forecasted(GW)	59.6	56.8	55.0	54.2	55.7	59.0	62.5	66.9	71.3	75.7	79.6	82.6	84.9	86.5	87.1	87.3	86.8	84.9	82.1	79.1	78.2	74.4	68.2	63.1
(RT) - (DA Load)	1.77	1.49	1.06	1.18	-0.09	-1.20	-2.60	-3.50	-2.19	-1.94	-1.46	-0.49	0.04	0.66	1.24	2.22	2.17	2.10	1.91	0.57	-0.22	1.47	2.56	57.14



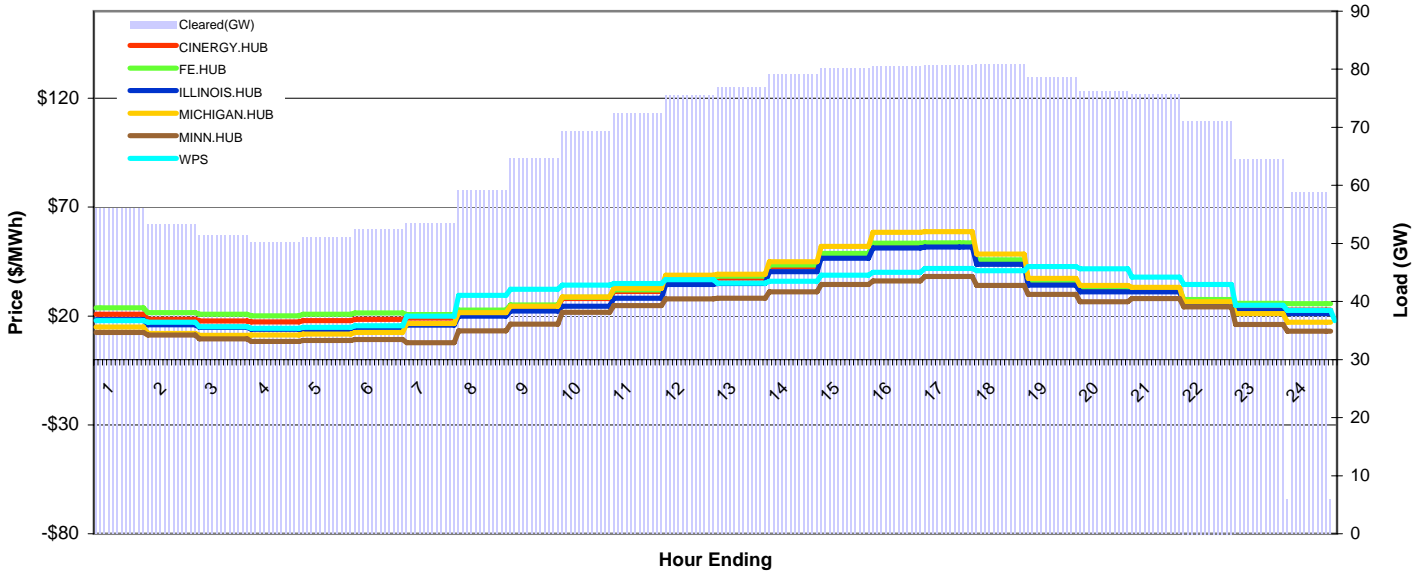
MISO Daily Report

Delivery Day: Saturday, August 15, 2009

Price Color Codes: ≤0 ≥100 ≥200

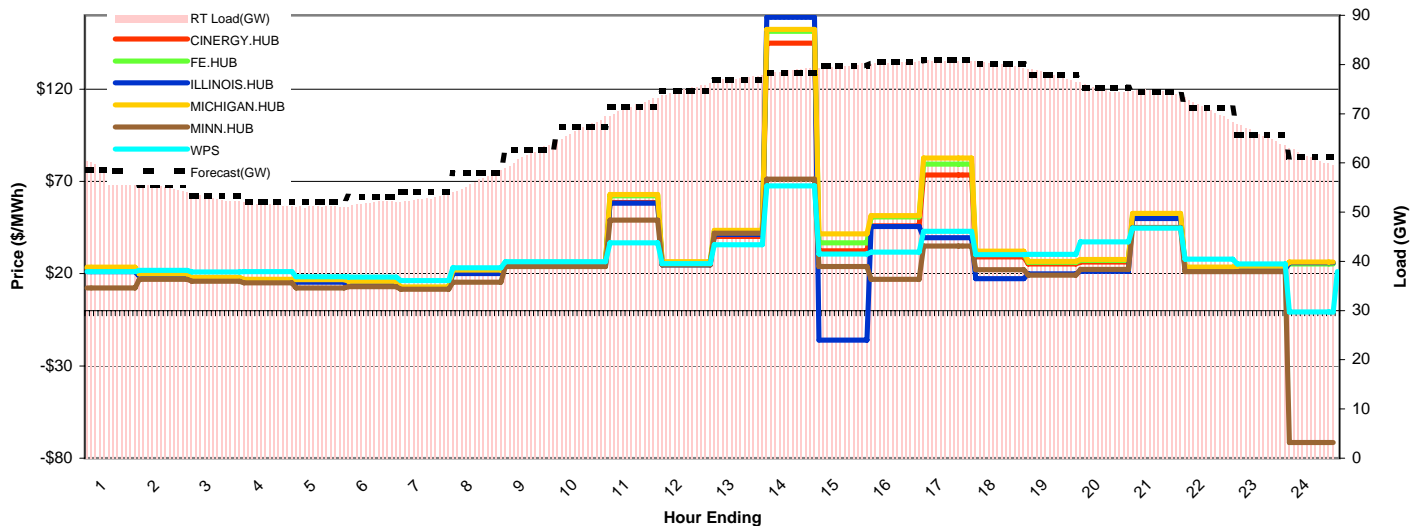
Day-Ahead Prices and Cleared Load

	HE1	HE2	HE3	HE4	HE5	HE6	HE7	HE8	HE9	HE10	HE11	HE12	HE13	HE14	HE15	HE16	HE17	HE18	HE19	HE20	HE21	HE22	HE23	HE24
CINERGY.HUB	20.80	18.51	17.73	17.30	17.88	18.41	19.03	21.67	24.21	28.03	31.31	36.72	37.37	42.50	48.00	52.97	53.22	45.00	35.40	32.41	31.77	26.52	23.75	22.74
FE.HUB	23.75	21.61	20.79	20.15	20.77	21.34	20.70	22.71	25.01	28.56	32.04	37.67	38.29	43.43	48.71	53.42	53.66	45.86	36.36	33.33	32.64	27.63	25.80	25.67
ILLINOIS.HUB	18.25	16.00	14.78	13.98	13.73	14.74	15.88	19.93	22.31	24.52	28.15	34.44	34.93	40.30	46.52	51.24	51.65	43.72	34.17	31.04	31.16	25.90	22.38	21.15
MICHIGAN.HUB	14.96	12.00	11.11	11.21	11.65	12.40	16.61	21.60	24.53	28.73	32.73	38.82	39.19	44.85	52.01	58.42	58.74	48.46	37.22	34.00	33.18	26.56	21.06	17.15
MINN.HUB	12.48	11.26	9.46	8.39	8.73	9.18	7.71	13.23	16.33	21.70	24.75	27.82	28.11	31.08	34.54	36.11	38.22	34.12	30.00	26.48	27.97	24.13	16.06	12.99
WPS	17.91	17.14	15.14	14.33	14.85	15.60	19.98	29.46	32.32	34.17	34.87	36.76	35.11	36.00	38.72	40.10	41.85	40.83	42.74	41.70	37.89	34.44	24.98	22.58
Cleared(GW)	56.1	53.3	51.3	50.1	51.1	52.4	53.5	59.2	64.6	69.2	72.4	75.5	76.9	79.0	80.2	80.5	80.6	80.9	78.6	76.2	75.6	71.1	64.5	5.9



Preliminary Real-Time Prices with Forecasted and Actual System Load

	HE1	HE2	HE3	HE4	HE5	HE6	HE7	HE8	HE9	HE10	HE11	HE12	HE13	HE14	HE15	HE16	HE17	HE18	HE19	HE20	HE21	HE22	HE23	HE24
CINERGY.HUB	22.45	19.18	17.37	16.49	16.16	15.48	12.40	21.25	25.23	25.26	58.57	25.42	40.10	144.91	32.30	45.88	73.43	29.02	25.22	26.26	50.67	22.97	23.17	25.62
FE.HUB	22.92	19.59	17.69	16.76	16.43	15.71	12.58	21.56	25.66	25.77	62.14	26.06	42.92	151.31	36.79	50.75	79.45	31.00	26.12	27.19	52.12	23.37	23.53	25.21
ILLINOIS.HUB	21.16	18.58	16.84	15.97	15.35	14.80	12.00	20.05	24.30	24.34	58.26	24.72	41.29	158.92	-15.97	45.55	39.56	17.27	19.83	21.29	49.96	22.34	22.36	25.87
MICHIGAN.HUB	23.52	19.94	17.97	16.99	16.72	15.93	12.72	21.96	26.10	26.18	62.86	26.46	43.39	152.40	41.61	51.43	82.62	32.13	26.70	27.66	52.58	23.49	24.04	26.26
MINN.HUB	12.29	16.98	15.81	14.97	12.26	12.87	11.57	15.39	23.91	23.90	49.09	24.80	41.98	71.14	23.84	16.89	34.94	22.07	19.16	22.38	45.04	21.04	21.07	-71.48
WPS	21.15	21.71	20.94	21.11	18.33	18.09	16.21	23.12	26.43	26.56	36.67	25.52	35.71	67.50	30.62	31.60	42.96	30.37	30.45	37.26	44.70	27.80	25.25	-0.72
Forecasted(GW)	58.6	55.5	53.4	52.1	52.2	53.1	54.0	57.9	62.6	67.3	71.4	74.6	76.8	78.4	79.7	80.5	80.8	80.1	77.8	75.3	74.4	71.1	65.8	61.2
(RT) - (DA Load)	2.43	1.98	1.57	1.43	0.07	-0.46	-0.70	-2.88	-2.85	-2.27	-0.88	-0.50	0.36	-0.26	-0.52	-0.06	0.12	-0.79	-0.72	-1.14	-1.16	-0.21	1.25	55.35



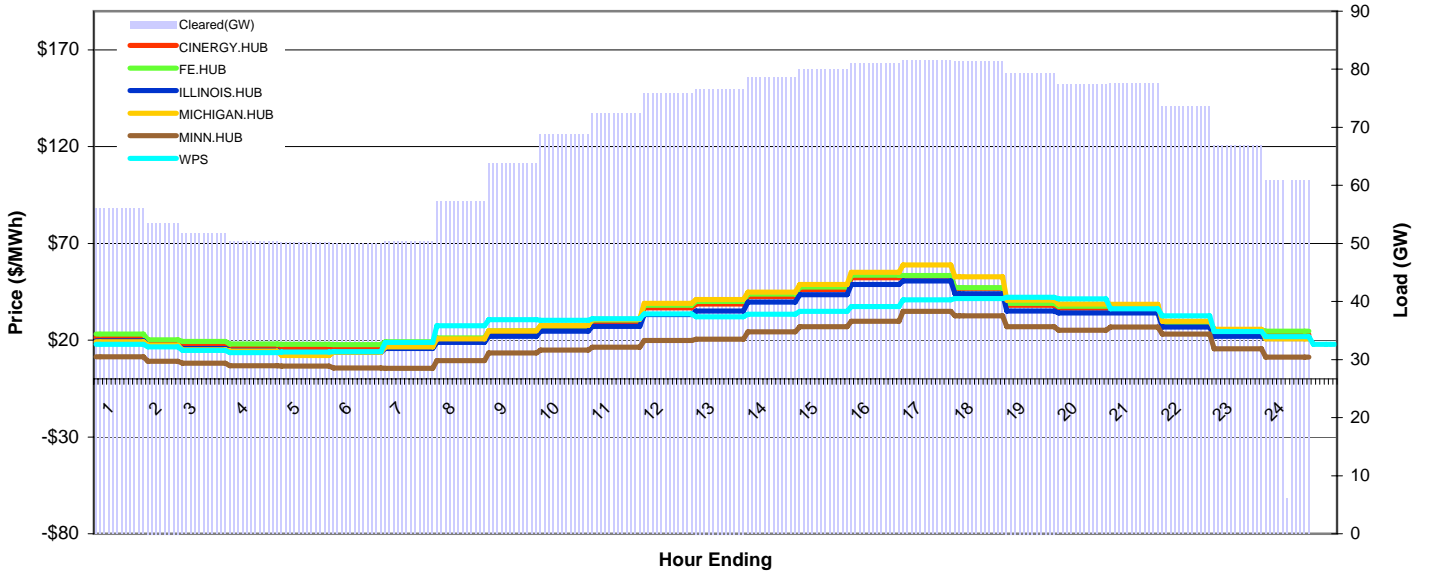
MISO Daily Report

Delivery Day: Sunday, August 16, 2009

Price Color Codes: ≤0 ≥100 ≥200

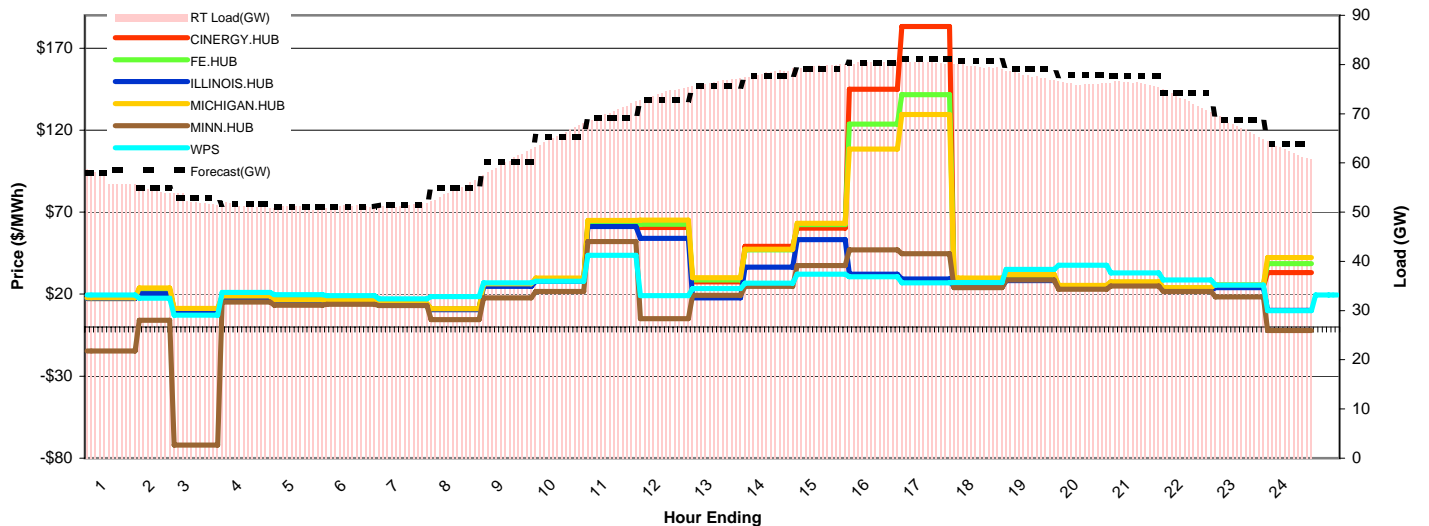
Day-Ahead Prices and Cleared Load

	HE1	HE2	HE3	HE4	HE5	HE6	HE7	HE8	HE9	HE10	HE11	HE12	HE13	HE14	HE15	HE16	HE17	HE18	HE19	HE20	HE21	HE22	HE23	HE24
CINERGY.HUB	21.36	18.77	17.58	16.48	15.99	16.28	17.73	20.38	23.96	26.51	29.41	36.78	38.73	42.58	46.15	52.19	53.03	46.88	38.00	36.53	36.53	28.31	24.49	22.77
FE.HUB	23.15	20.19	19.36	18.05	17.91	17.77	19.13	21.23	24.81	27.38	30.46	38.03	40.02	43.85	47.42	53.66	53.46	47.16	39.04	37.59	37.61	29.10	25.32	24.58
ILLINOIS.HUB	19.75	17.15	15.80	14.66	12.88	13.74	15.80	18.80	22.05	24.66	27.15	33.27	35.11	39.73	43.54	48.83	50.70	44.00	35.02	34.03	34.14	26.85	21.94	20.86
MICHIGAN.HUB	19.18	17.35	15.11	14.49	12.04	13.70	16.52	20.69	24.86	27.67	30.77	38.98	40.95	44.87	48.78	55.05	58.95	52.78	40.62	38.64	38.61	29.83	25.68	20.76
MINN.HUB	11.44	9.20	8.15	6.83	6.57	5.59	5.55	9.47	13.37	14.95	16.46	19.79	20.48	24.38	27.00	29.78	34.90	32.67	27.02	25.23	26.87	23.22	15.51	11.35
WPS	17.83	16.55	14.71	13.66	13.89	14.10	18.81	27.55	30.63	30.34	31.04	33.65	32.09	33.49	34.87	37.38	40.92	41.54	42.24	41.36	36.24	32.67	24.51	21.83
Cleared(GW)	56.0	53.5	51.7	50.4	50.2	49.9	50.3	57.3	63.8	68.9	72.4	75.8	76.6	78.6	79.9	81.0	81.6	81.3	79.4	77.4	77.6	73.5	66.8	6.1



Preliminary Real-Time Prices with Forecasted and Actual System Load

	HE1	HE2	HE3	HE4	HE5	HE6	HE7	HE8	HE9	HE10	HE11	HE12	HE13	HE14	HE15	HE16	HE17	HE18	HE19	HE20	HE21	HE22	HE23	HE24
CINERGY.HUB	17.37	22.55	10.53	18.39	16.33	16.02	13.95	10.86	25.66	28.71	62.64	60.56	27.49	49.09	60.27	145.00	183.15	28.86	30.44	24.58	26.65	23.17	24.84	33.17
FE.HUB	17.36	22.91	10.15	18.63	16.53	16.21	14.12	10.94	25.91	29.08	63.53	62.62	28.60	47.03	62.39	123.59	141.62	29.53	31.67	25.19	27.27	23.74	25.48	38.71
ILLINOIS.HUB	17.27	20.19	9.39	17.85	15.82	15.54	13.55	10.56	24.81	27.85	61.17	54.10	17.81	36.45	53.25	32.27	29.29	24.17	28.18	23.71	25.80	22.47	24.03	10.15
MICHIGAN.HUB	17.83	23.79	11.24	18.82	16.66	16.33	14.21	11.18	26.39	29.75	64.88	65.19	30.09	47.43	63.25	108.51	129.56	29.84	31.92	25.34	27.56	23.97	25.76	42.24
MINN.HUB	-14.66	4.04	-71.92	15.21	13.16	13.81	12.96	4.45	17.73	21.64	52.06	4.98	19.21	24.85	37.41	47.01	44.69	24.06	28.75	23.10	24.92	21.67	18.32	-2.24
WPS	19.42	17.46	7.26	21.00	19.63	19.05	17.24	18.53	26.96	27.97	43.78	19.08	23.36	26.66	32.13	30.68	26.89	27.17	35.04	37.57	32.88	28.64	25.59	9.98
Forecasted(GW)	58.0	55.0	52.9	51.6	51.1	51.1	51.5	55.0	60.2	65.3	69.1	72.8	75.6	77.6	79.1	80.4	81.1	80.7	79.1	77.8	77.6	74.2	68.8	63.8
(RT) - (DA Load)	1.10	1.00	0.77	0.95	0.84	1.22	1.10	-2.72	-3.45	-3.12	-1.93	-1.51	-0.14	-0.31	-0.18	-0.57	-1.19	-1.73	-1.57	-1.28	-1.35	-0.80	0.63	56.39



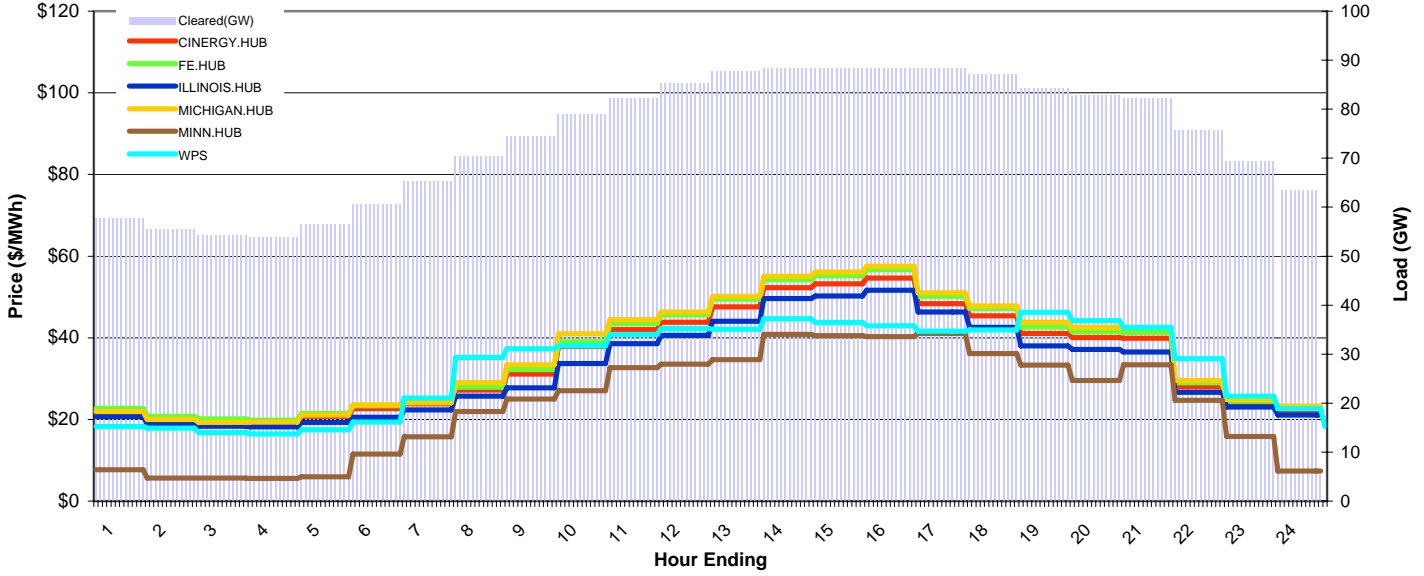
MISO Daily Report

Delivery Day: Monday, August 17, 2009

Price Color Codes: <=0 >=100 >=200

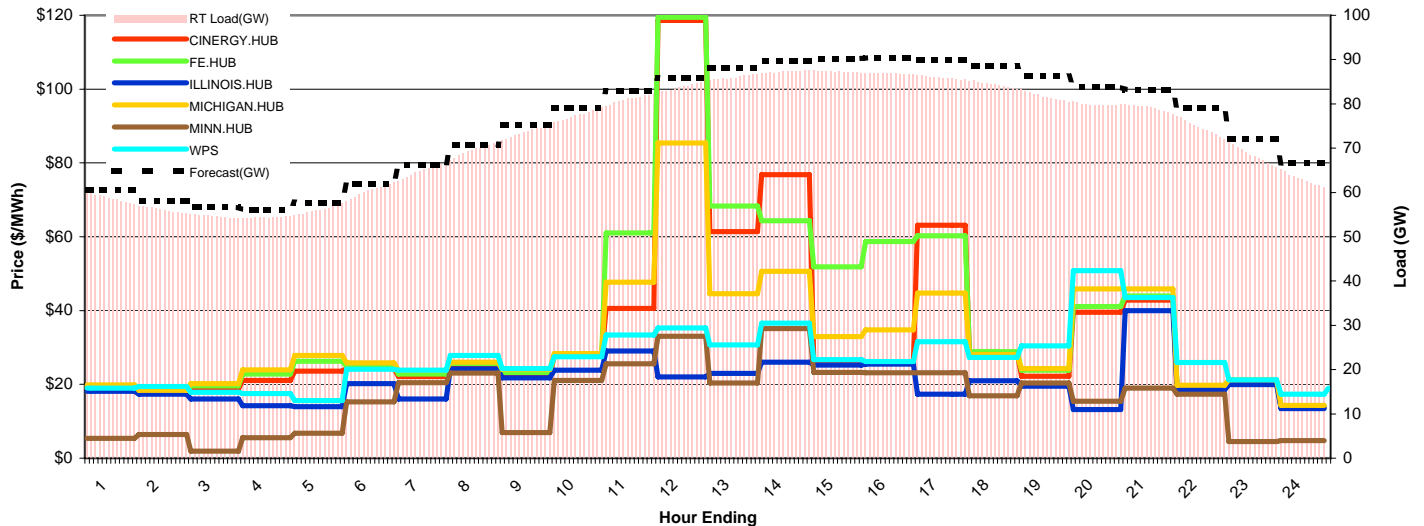
Day-Ahead Prices and Cleared Load

	HE1	HE2	HE3	HE4	HE5	HE6	HE7	HE8	HE9	HE10	HE11	HE12	HE13	HE14	HE15	HE16	HE17	HE18	HE19	HE20	HE21	HE22	HE23	HE24
CINERGY.HUB	21.86	20.00	19.35	19.14	20.75	22.65	23.82	27.22	31.10	37.87	42.02	43.85	47.59	52.28	53.19	54.66	48.33	45.35	41.08	40.05	39.87	27.99	23.87	22.22
FE.HUB	22.72	20.79	20.14	19.83	21.50	23.39	24.83	27.93	32.25	39.06	43.53	45.59	49.48	54.24	55.19	56.67	50.15	47.18	42.60	41.47	41.30	28.99	24.43	22.70
ILLINOIS.HUB	20.67	18.96	18.36	18.16	19.32	20.53	22.32	25.73	27.74	33.71	38.54	40.61	44.03	49.60	50.21	51.64	46.36	42.59	38.05	37.13	36.49	26.68	23.06	21.06
MICHIGAN.HUB	21.93	19.99	19.30	19.34	21.10	23.56	24.04	28.99	33.38	40.98	44.44	46.32	50.19	55.14	56.13	57.57	50.99	47.79	43.78	42.59	42.55	29.52	24.91	23.30
MINN.HUB	7.65	5.63	5.63	5.60	5.93	11.55	15.79	21.93	24.98	27.04	32.67	33.51	34.67	40.84	40.49	40.29	41.06	36.14	33.33	29.55	33.41	24.72	15.85	7.36
WPS	18.29	17.86	16.76	16.43	17.44	19.34	25.21	35.23	37.29	38.04	40.84	42.26	42.06	44.71	43.77	42.95	41.61	41.90	46.27	44.22	42.55	34.91	25.69	22.63
Cleared(GW)	57.6	55.5	54.3	53.8	56.5	60.5	65.2	70.4	74.5	79.0	82.3	85.2	87.7	88.3	88.4	88.2	88.3	87.2	84.3	82.9	82.1	75.8	69.3	6.4



Preliminary Real-Time Prices with Forecasted and Actual System Load

	HE1	HE2	HE3	HE4	HE5	HE6	HE7	HE8	HE9	HE10	HE11	HE12	HE13	HE14	HE15	HE16	HE17	HE18	HE19	HE20	HE21	HE22	HE23	HE24
CINERGY.HUB	18.96	17.76	18.76	21.04	23.57	24.36	22.11	25.02	22.57	27.66	40.55	118.57	61.37	76.78	25.78	25.90	63.08	28.74	22.19	39.54	42.85	19.00	20.55	13.85
FE.HUB	19.44	18.13	19.60	22.78	26.25	25.01	22.78	25.70	23.28	27.99	61.06	119.45	68.32	64.33	51.89	58.74	60.25	28.89	23.85	41.13	43.98	19.49	20.93	14.11
ILLINOIS.HUB	18.09	17.31	16.04	14.24	13.97	20.23	16.06	24.23	21.75	23.85	29.02	22.03	23.02	26.02	25.25	25.49	17.32	21.01	19.54	13.20	39.98	18.57	19.97	13.47
MICHIGAN.HUB	19.84	18.42	20.18	23.91	27.83	25.81	23.79	26.02	24.01	28.32	47.73	85.44	44.56	50.67	32.93	34.80	44.77	28.08	24.26	45.90	45.87	19.75	21.24	14.33
MINN.HUB	5.41	6.38	1.92	5.59	6.75	15.28	20.43	23.10	6.97	21.07	25.60	33.03	20.38	35.08	23.23	23.17	23.12	16.89	20.37	15.46	19.01	17.38	4.51	4.73
WPS	18.98	19.45	17.89	17.56	15.58	24.09	23.82	27.83	24.27	27.52	33.34	35.33	30.72	36.62	26.70	26.20	31.57	27.31	30.39	50.77	43.54	25.94	21.27	17.32
Forecasted(GW)	60.5	58.0	56.6	56.1	57.7	62.0	66.1	70.8	75.2	79.1	82.9	85.8	88.1	89.7	90.3	90.4	89.8	88.6	86.2	83.8	83.2	78.9	72.2	66.5
(RT) - (DA Load)	1.07	0.60	0.31	0.57	-0.49	-0.10	-0.35	-0.88	-0.92	-1.66	-1.23	-1.39	-1.73	-1.05	-1.10	-1.36	-2.38	-2.86	-2.59	-3.05	-3.05	-1.14	-0.85	56.60



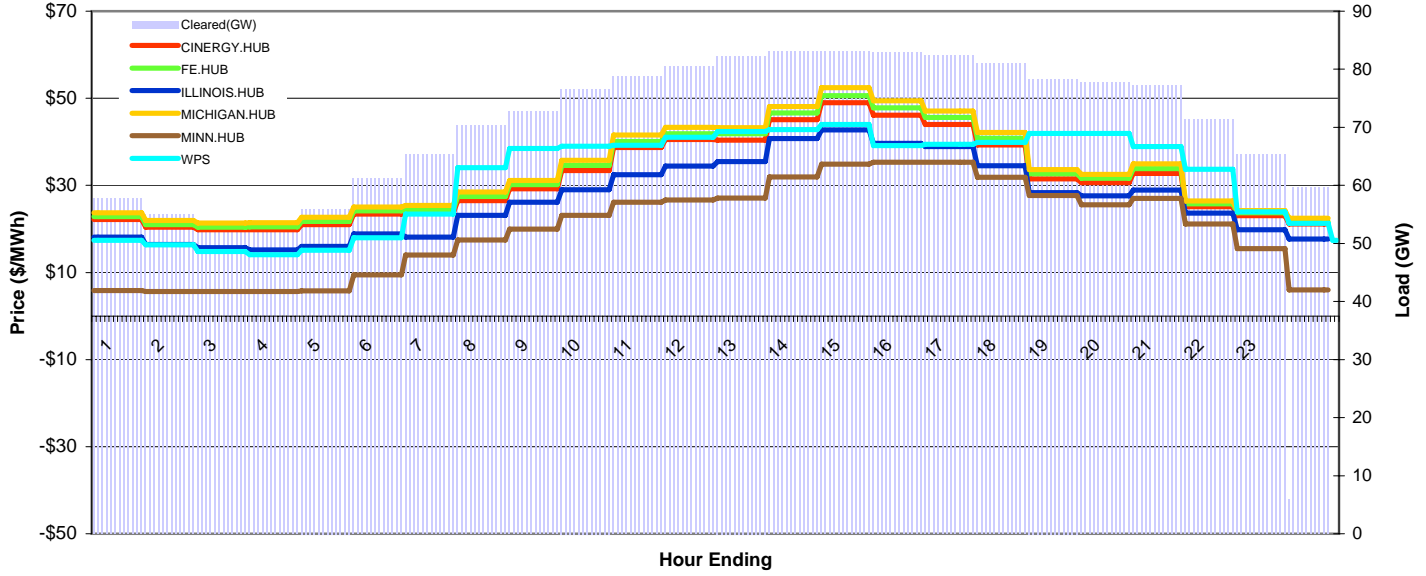
MISO Daily Report

Delivery Day: Tuesday, August 18, 2009

Price Color Codes: <=0 >=100 >=200

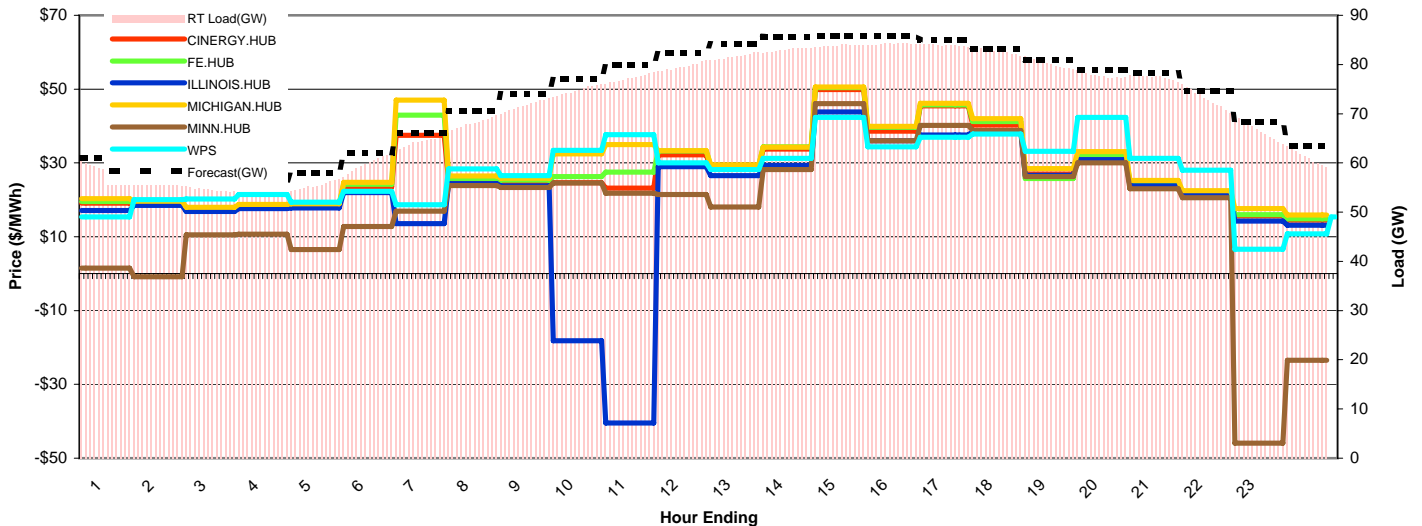
Day-Ahead Prices and Cleared Load

	HE1	HE2	HE3	HE4	HE5	HE6	HE7	HE8	HE9	HE10	HE11	HE12	HE13	HE14	HE15	HE16	HE17	HE18	HE19	HE20	HE21	HE22	HE23	HE24
CINERGY.HUB	22.17	20.38	19.78	19.79	20.98	23.40	23.64	26.53	29.23	33.37	38.71	40.53	40.35	45.09	49.00	46.11	43.95	39.30	31.49	30.61	32.75	25.11	23.02	21.10
FE.HUB	22.80	21.00	20.40	20.45	21.89	24.12	24.36	27.44	30.14	34.58	40.07	41.87	41.87	46.65	50.63	47.79	45.63	40.82	32.68	31.61	33.85	25.73	23.68	21.66
ILLINOIS.HUB	18.15	16.41	15.71	15.21	16.02	18.87	18.12	23.09	26.14	28.99	32.45	34.41	35.47	40.78	42.77	39.66	38.89	34.50	28.35	27.60	28.91	23.61	19.79	17.69
MICHIGAN.HUB	23.74	21.95	21.33	21.41	22.71	25.06	25.39	28.50	31.13	35.76	41.58	43.35	43.22	48.09	52.47	49.42	47.10	42.18	33.63	32.55	34.93	26.39	24.25	22.46
MINN.HUB	5.86	5.65	5.64	5.65	5.74	9.45	13.98	17.44	19.95	23.14	26.15	26.68	27.08	31.90	34.90	35.30	35.34	31.85	27.66	25.57	26.98	21.11	15.51	5.97
WPS	17.35	16.38	14.82	14.06	15.08	17.98	23.41	34.09	38.47	38.99	39.18	41.03	42.35	42.79	43.96	39.16	39.45	39.84	41.91	41.96	38.94	33.67	23.95	21.25
Cleared(GW)	57.7	55.1	53.4	53.2	55.9	61.2	65.3	70.3	72.7	76.6	78.8	80.5	82.3	83.1	83.0	82.9	82.4	80.9	78.3	77.7	77.3	71.4	65.3	6.0



Preliminary Real-Time Prices with Forecasted and Actual System Load

	HE1	HE2	HE3	HE4	HE5	HE6	HE7	HE8	HE9	HE10	HE11	HE12	HE13	HE14	HE15	HE16	HE17	HE18	HE19	HE20	HE21	HE22	HE23	HE24
CINERGY.HUB	19.09	18.98	17.32	18.13	18.34	23.50	37.50	25.11	24.49	24.61	23.19	32.17	28.48	33.75	49.92	38.59	45.50	40.23	26.98	31.32	24.18	21.74	15.66	14.50
FE.HUB	19.50	19.34	17.72	18.56	18.77	24.23	42.93	25.81	25.34	26.31	27.51	33.21	29.20	34.37	50.38	39.61	45.75	41.18	25.79	32.11	24.88	21.02	16.00	14.83
ILLINOIS.HUB	17.08	18.53	16.88	17.66	17.84	21.98	13.56	24.41	23.79	-18.19	-40.50	29.02	26.56	29.31	43.80	36.03	37.55	38.51	26.65	30.87	23.82	21.38	14.28	13.08
MICHIGAN.HUB	20.29	19.62	17.96	18.78	18.96	24.75	46.98	26.48	25.88	32.47	34.98	33.29	29.49	34.29	50.59	39.92	46.15	41.99	28.46	33.05	25.28	22.48	17.63	15.90
MINN.HUB	1.48	-0.83	10.49	10.69	6.53	12.77	16.97	23.89	23.35	24.56	21.80	21.47	18.07	28.25	46.04	36.01	40.14	38.82	26.28	30.03	23.04	20.61	-45.92	-23.43
WPS	15.36	20.03	20.21	21.41	19.37	22.27	18.63	28.42	26.53	33.38	37.62	30.05	28.18	31.27	42.31	34.37	36.98	37.83	33.19	42.36	31.21	28.04	6.58	10.77
Forecasted(GW)	61.1	58.3	56.8	56.4	58.0	62.1	66.1	70.5	74.0	77.0	80.0	82.4	84.2	85.7	85.9	85.8	85.0	83.2	80.9	78.9	78.3	74.6	68.3	63.5
(RT) - (DA Load)	1.03	1.13	1.19	0.90	-0.51	-1.26	-1.08	-2.27	-1.03	-1.84	-1.60	-0.92	-0.67	-0.06	0.85	1.29	1.59	1.76	1.92	0.06	0.16	1.72	1.40	55.23



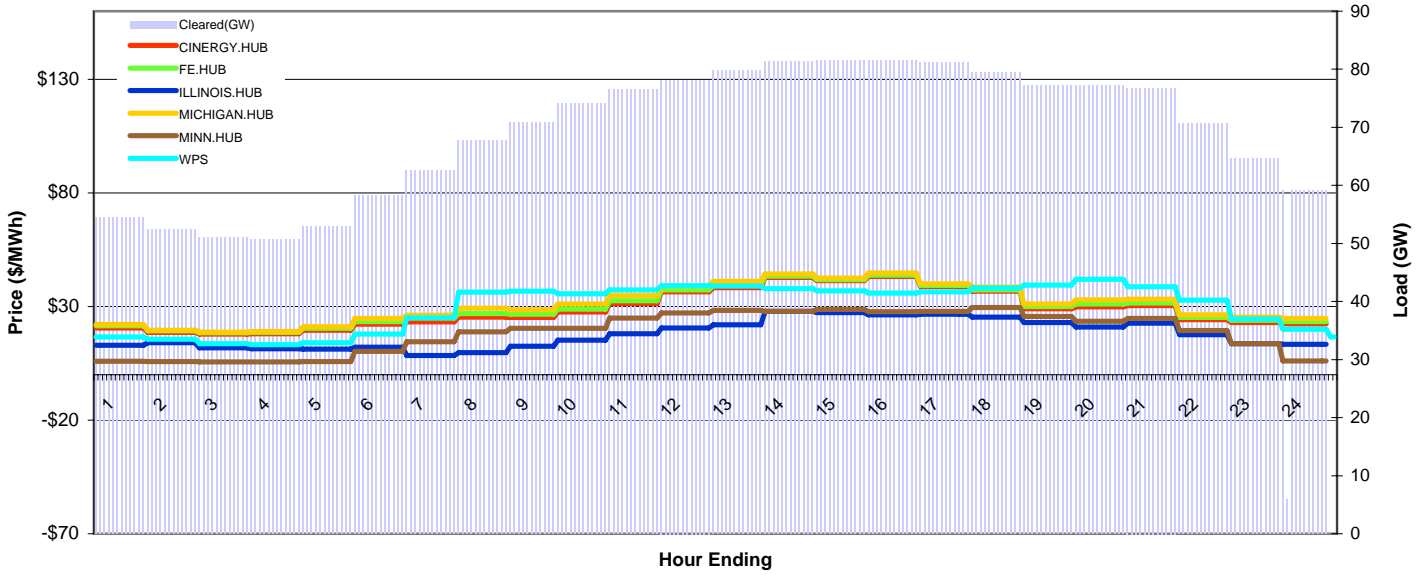
MISO Daily Report

Delivery Day: Wednesday, August 19, 2009

Price Color Codes: ≤0 ≥100 ≥200

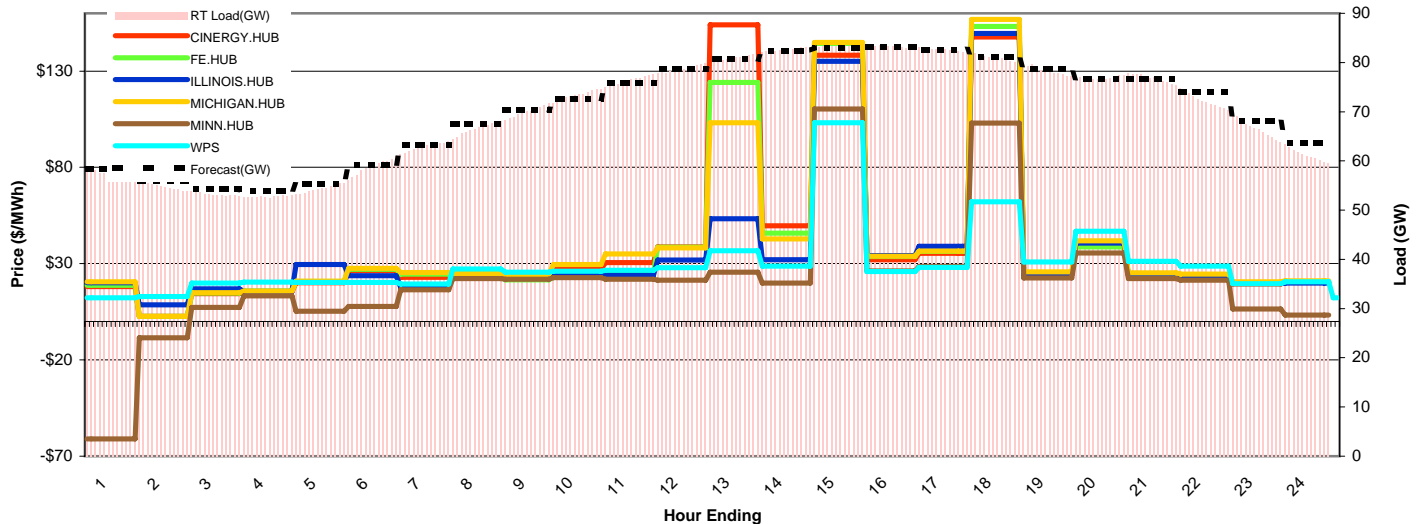
Day-Ahead Prices and Cleared Load

	HE1	HE2	HE3	HE4	HE5	HE6	HE7	HE8	HE9	HE10	HE11	HE12	HE13	HE14	HE15	HE16	HE17	HE18	HE19	HE20	HE21	HE22	HE23	HE24
CINERGY.HUB	20.55	18.60	17.86	17.99	19.54	22.30	23.21	25.35	25.26	27.58	31.25	36.49	38.32	42.86	41.37	43.29	38.88	36.81	28.98	29.92	30.46	24.25	22.95	22.44
FE.HUB	21.59	19.36	18.42	18.64	20.47	23.45	24.89	26.90	26.66	28.90	32.59	37.31	39.30	43.38	41.79	43.77	39.23	37.33	30.01	31.06	31.57	25.16	24.01	23.44
ILLINOIS.HUB	12.93	14.05	11.88	11.47	11.32	12.10	8.45	9.65	12.50	15.20	18.00	20.56	21.94	27.88	27.27	26.33	26.65	25.36	23.00	21.05	22.64	17.55	13.73	13.40
MICHIGAN.HUB	22.06	19.63	18.72	18.98	21.09	24.75	26.26	29.27	28.54	31.12	34.72	39.06	41.12	44.39	42.51	44.75	40.00	38.62	31.19	32.91	33.26	26.31	25.30	24.76
MINN.HUB	5.85	5.80	5.67	5.68	5.72	10.35	14.56	18.83	20.41	20.48	24.87	27.22	28.30	27.89	28.75	27.70	27.94	29.57	25.65	23.53	24.82	19.47	13.69	6.07
WPS	16.68	15.61	13.60	13.25	14.03	17.89	25.06	36.31	36.72	35.68	37.31	39.10	39.04	37.92	36.92	35.95	36.47	38.11	39.41	41.90	38.74	32.86	24.52	20.03
Cleared(GW)	54.5	52.4	51.0	50.7	52.9	58.3	62.6	67.7	70.8	74.1	76.6	78.1	79.8	81.3	81.5	81.5	81.3	79.4	77.2	77.2	76.8	70.7	64.7	5.9



Preliminary Real-Time Prices with Forecasted and Actual System Load

	HE1	HE2	HE3	HE4	HE5	HE6	HE7	HE8	HE9	HE10	HE11	HE12	HE13	HE14	HE15	HE16	HE17	HE18	HE19	HE20	HE21	HE22	HE23	HE24
CINERGY.HUB	18.09	2.56	14.45	15.34	20.02	26.32	22.92	23.82	23.35	27.17	30.53	38.74	154.08	49.66	138.31	32.11	35.39	147.75	24.19	38.99	23.89	23.30	19.35	20.37
FE.HUB	18.77	2.59	14.76	15.68	20.66	26.99	24.59	24.22	21.56	23.06	25.39	38.54	124.07	45.89	144.33	33.75	36.33	153.13	25.12	38.70	24.79	24.13	20.15	20.57
ILLINOIS.HUB	20.02	8.54	16.88	15.63	29.54	23.67	17.60	23.24	22.74	24.12	24.02	31.95	53.28	32.01	135.11	34.18	39.03	149.56	24.07	40.70	23.69	23.92	20.12	19.87
MICHIGAN.HUB	20.63	2.62	14.87	15.76	20.88	27.60	25.41	24.97	24.34	29.50	35.05	38.15	103.23	42.85	144.82	33.84	36.58	156.87	25.73	41.78	25.26	24.58	20.63	21.12
MINN.HUB	-61.07	-8.59	7.21	13.25	5.34	7.74	16.45	22.28	21.89	22.79	21.95	21.42	25.57	19.92	110.23	26.23	28.51	103.04	22.60	35.60	22.26	21.46	6.37	3.27
WPS	12.23	12.99	19.85	20.44	20.28	20.26	19.46	27.30	25.56	26.04	26.61	27.89	36.63	28.69	103.10	25.89	28.11	62.04	30.82	46.77	31.22	28.69	19.52	20.50
Forecasted(GW)	58.4	55.9	54.3	53.9	55.3	59.3	63.2	67.5	70.3	72.6	75.9	78.6	80.8	82.4	83.0	83.3	82.6	81.0	78.6	76.7	76.6	74.1	68.2	63.6
(RT) - (DA Load)	2.76	2.45	2.23	2.09	1.51	0.55	0.29	-1.16	-0.77	-0.63	-0.22	0.66	1.13	1.41	1.87	1.86	1.38	1.64	1.23	-0.21	0.07	1.63	1.87	55.38



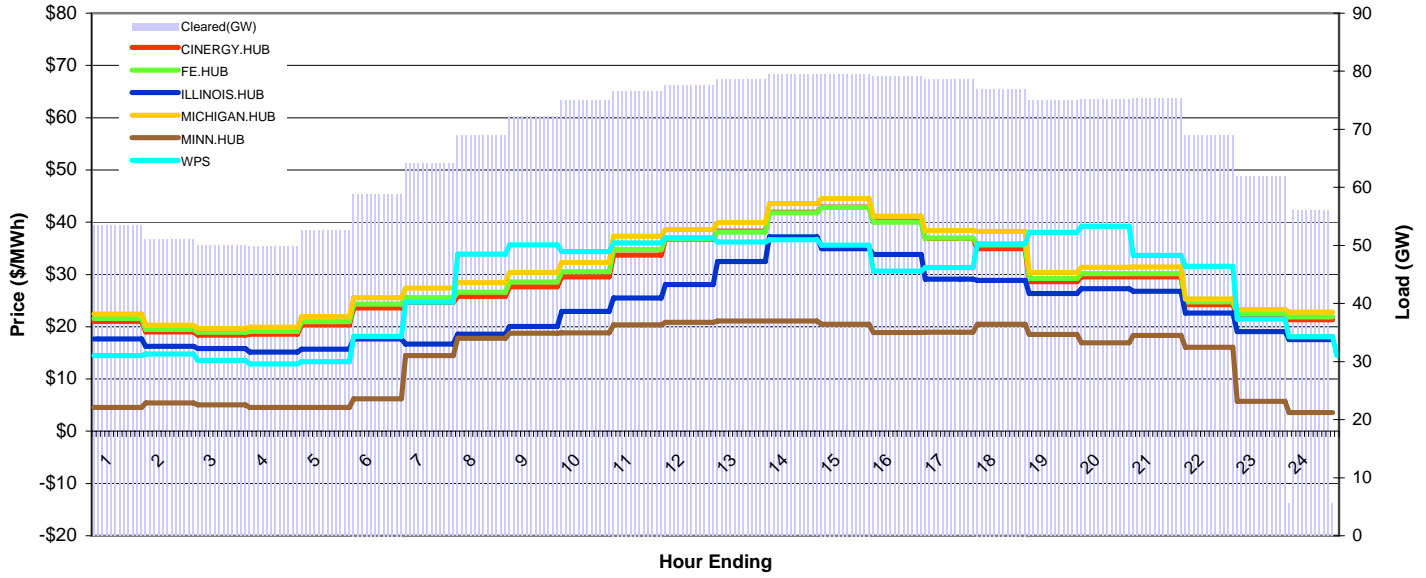
MISO Daily Report

Delivery Day: Thursday, August 20, 2009

Price Color Codes: ≤0 ≥100 ≥200

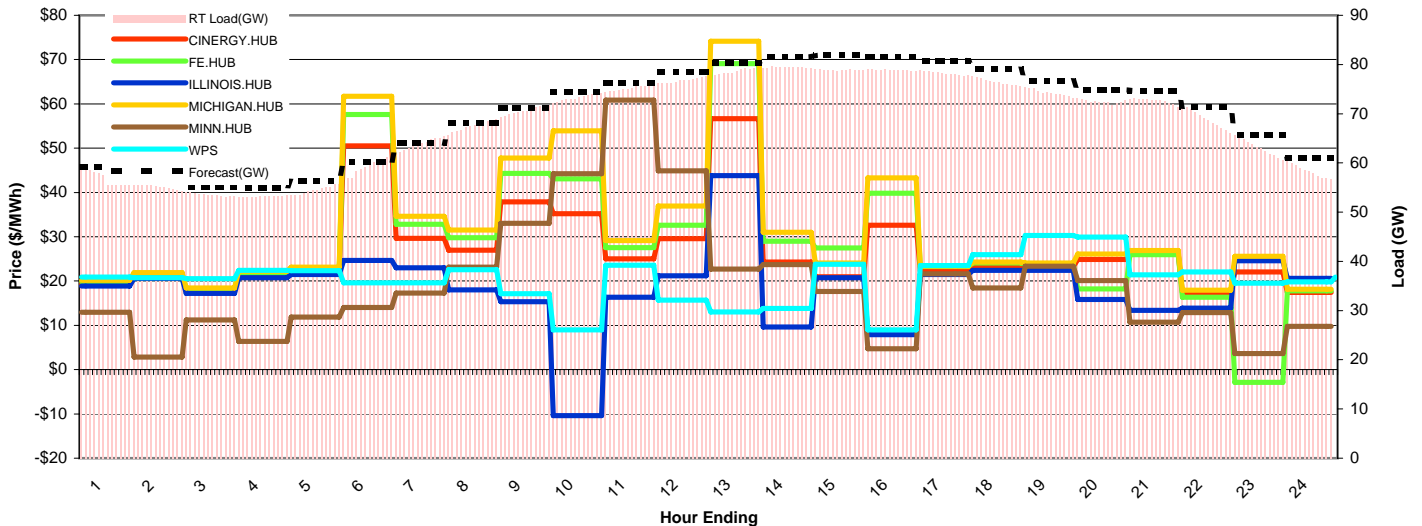
Day-Ahead Prices and Cleared Load

	HE1	HE2	HE3	HE4	HE5	HE6	HE7	HE8	HE9	HE10	HE11	HE12	HE13	HE14	HE15	HE16	HE17	HE18	HE19	HE20	HE21	HE22	HE23	HE24
CINERGY.HUB	21.01	19.01	18.42	18.58	20.35	23.58	24.67	25.78	27.65	29.56	33.71	36.79	38.32	41.92	42.88	40.17	36.87	34.91	28.64	29.52	29.53	24.20	21.96	21.33
FE.HUB	21.55	19.52	18.92	19.12	20.98	24.33	25.57	26.58	28.57	30.54	34.72	36.86	38.14	41.76	42.83	40.03	36.98	35.69	29.26	30.18	30.15	24.76	22.48	21.89
ILLINOIS.HUB	17.64	16.26	15.84	15.15	15.70	17.67	16.69	18.56	20.02	22.95	25.50	28.06	32.49	37.21	34.91	33.81	29.10	28.84	26.38	27.25	26.81	22.64	19.06	17.54
MICHIGAN.HUB	22.43	20.27	19.66	19.94	21.95	25.55	27.37	28.45	30.38	32.29	37.30	38.60	39.98	43.58	44.57	41.19	38.45	38.23	30.42	31.38	31.41	25.33	23.27	22.81
MINN.HUB	4.56	5.41	5.06	4.55	4.58	6.19	14.45	17.78	18.77	18.82	20.34	20.87	21.08	21.07	20.50	18.89	18.93	20.48	18.49	16.93	18.35	16.05	5.69	3.58
WPS	14.45	14.78	13.56	12.88	13.32	18.14	24.72	33.91	35.66	34.38	36.06	37.01	36.20	36.64	35.57	30.65	31.31	35.87	38.08	39.19	33.66	31.55	21.48	18.07
Cleared(GW)	53.5	51.1	50.0	49.9	52.5	58.8	64.2	68.9	72.2	74.9	76.6	77.5	78.6	79.4	79.5	79.1	78.6	76.9	74.9	75.1	75.3	69.0	61.9	5.6



Preliminary Real-Time Prices with Forecasted and Actual System Load

	HE1	HE2	HE3	HE4	HE5	HE6	HE7	HE8	HE9	HE10	HE11	HE12	HE13	HE14	HE15	HE16	HE17	HE18	HE19	HE20	HE21	HE22	HE23	HE24
CINERGY.HUB	19.39	21.19	17.74	21.38	22.25	50.49	29.64	26.98	37.91	35.22	24.99	29.54	56.63	24.32	20.96	32.60	22.30	23.30	23.22	24.85	26.10	17.42	22.02	17.41
FE.HUB	19.88	21.60	18.12	21.82	22.79	57.61	32.84	29.76	44.32	43.08	27.56	32.62	69.08	28.99	27.47	39.81	23.25	24.05	23.87	18.20	25.93	16.36	-2.85	17.78
ILLINOIS.HUB	18.85	20.61	17.18	20.76	21.46	24.64	22.97	17.98	15.33	-10.38	16.38	21.17	43.83	9.65	20.75	7.92	21.44	22.44	22.41	15.82	13.38	13.90	24.59	20.64
MICHIGAN.HUB	20.19	21.93	18.44	22.20	23.12	61.73	34.59	31.52	47.79	53.95	29.13	36.94	74.15	31.04	24.07	43.30	23.36	24.31	24.10	26.07	26.89	17.92	25.62	18.15
MINN.HUB	12.97	2.81	11.22	6.37	11.85	14.05	17.28	23.11	33.03	44.20	60.87	44.88	22.70	23.68	17.62	4.73	21.62	18.45	23.35	20.12	10.74	12.86	3.64	9.78
WPS	20.88	20.76	20.57	22.43	22.31	19.62	19.56	22.53	17.14	8.99	23.57	15.70	13.01	13.83	23.78	8.97	23.48	25.98	30.26	29.93	21.41	22.08	19.55	19.84
Forecasted(GW)	59.2	56.8	55.2	54.9	56.4	60.1	64.0	68.0	71.2	74.4	76.3	78.5	80.3	81.5	81.9	81.6	80.7	79.0	76.6	74.9	74.7	71.5	65.6	61.0
(RT) - (DA Load)	4.22	4.15	3.54	3.34	2.01	0.34	-0.30	-1.37	-1.60	-1.61	-1.38	-0.66	0.02	0.00	-0.60	-0.21	-0.33	-0.39	-0.60	-2.66	-2.68	-0.06	1.28	52.76



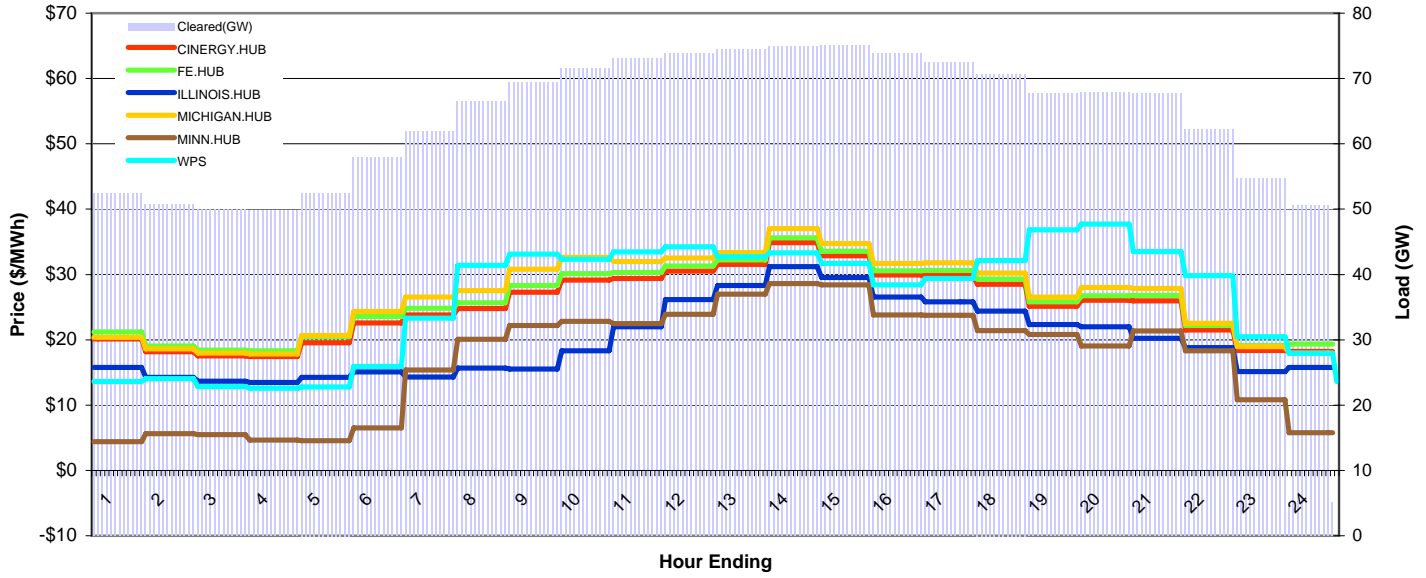
MISO Daily Report

Delivery Day: Friday, August 21, 2009

Price Color Codes: <=0 >=100 >=200

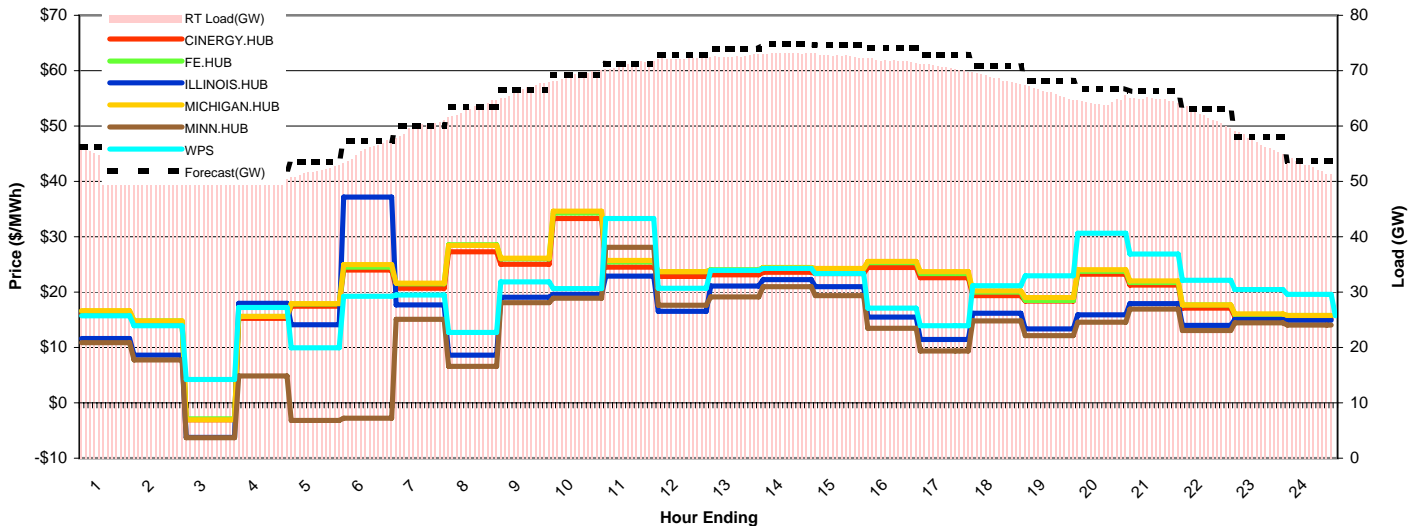
Day-Ahead Prices and Cleared Load

	HE1	HE2	HE3	HE4	HE5	HE6	HE7	HE8	HE9	HE10	HE11	HE12	HE13	HE14	HE15	HE16	HE17	HE18	HE19	HE20	HE21	HE22	HE23	HE24
CINERGY.HUB	20.13	18.15	17.55	17.42	19.56	22.57	23.79	24.77	27.30	29.16	29.40	30.52	31.53	34.87	32.86	29.92	29.82	28.51	25.11	26.07	25.95	21.52	18.36	18.20
FE.HUB	21.20	19.03	18.43	18.30	20.45	23.57	24.85	25.65	28.30	30.13	30.30	31.31	32.23	35.62	33.53	30.55	30.61	29.30	25.79	26.76	26.78	22.18	19.12	19.35
ILLINOIS.HUB	15.76	14.25	13.67	13.48	14.27	15.06	14.32	15.69	15.52	18.31	22.00	26.17	28.29	31.21	29.54	26.53	25.82	24.39	22.34	22.00	20.22	18.83	15.13	15.77
MICHIGAN.HUB	20.39	18.61	17.98	17.85	20.65	24.33	26.56	27.53	30.83	32.63	32.00	32.50	33.38	37.02	34.71	31.70	31.81	30.22	26.55	28.04	27.86	22.55	18.95	17.95
MINN.HUB	4.41	5.61	5.50	4.64	4.54	6.52	15.40	20.07	22.18	22.80	22.49	23.88	26.98	28.59	28.43	23.81	23.75	21.42	20.83	19.04	21.35	18.31	10.81	5.76
WPS	13.61	14.04	12.84	12.57	12.78	15.89	23.32	31.42	33.12	32.33	33.47	34.26	32.72	33.33	31.69	28.40	29.37	32.13	36.85	37.72	33.48	29.84	20.45	17.93
Cleared(GW)	52.4	50.7	50.0	49.8	52.5	57.9	61.9	66.5	69.4	71.5	73.1	73.8	74.4	74.9	75.0	73.8	72.4	70.7	67.7	67.9	67.7	62.2	54.7	5.1



Preliminary Real-Time Prices with Forecasted and Actual System Load

	HE1	HE2	HE3	HE4	HE5	HE6	HE7	HE8	HE9	HE10	HE11	HE12	HE13	HE14	HE15	HE16	HE17	HE18	HE19	HE20	HE21	HE22	HE23	HE24
CINERGY.HUB	16.10	14.43	-3.07	15.26	17.46	23.96	20.71	27.31	25.04	33.28	24.53	22.86	23.13	23.59	23.34	24.46	22.62	19.35	18.37	23.25	21.25	17.09	15.52	15.23
FE.HUB	16.53	14.81	-2.88	15.62	17.86	24.50	21.48	28.53	26.01	34.26	25.44	23.71	24.05	24.47	24.23	25.31	23.36	20.00	18.50	23.74	21.73	17.69	15.97	15.80
ILLINOIS.HUB	11.64	8.63	-6.24	17.98	14.08	37.17	17.70	8.63	19.05	19.60	22.87	16.55	21.09	22.27	20.99	15.47	11.44	16.21	13.36	15.92	17.90	13.96	15.08	14.89
MICHIGAN.HUB	16.62	14.80	-3.04	15.61	17.90	24.97	21.60	28.43	26.15	34.63	25.70	23.72	23.94	24.41	24.28	25.53	23.69	20.22	19.02	24.04	22.00	17.71	16.06	15.76
MINN.HUB	10.85	7.74	-6.30	4.83	-3.18	-2.75	15.10	6.58	18.10	18.91	28.12	17.61	19.16	21.00	19.38	13.44	9.36	14.79	12.15	14.57	16.92	13.06	14.43	14.02
WPS	15.73	13.95	4.23	17.24	9.96	19.24	19.48	12.71	21.84	20.63	33.29	20.72	23.95	24.28	23.38	17.10	13.90	21.14	22.94	30.64	26.87	22.16	20.47	19.60
Forecasted(GW)	56.2	53.8	52.4	52.1	53.6	57.3	60.1	63.5	66.5	69.3	71.3	72.8	74.0	74.7	74.6	74.1	72.9	70.8	68.1	66.7	66.2	63.1	58.0	53.7
(RT) - (DA Load)	2.15	1.63	0.99	0.65	-0.61	-2.22	-2.09	-3.31	-2.77	-2.24	-1.90	-1.55	-1.72	-1.72	-2.31	-1.96	-1.76	-2.03	-1.62	-3.45	-2.88	-0.48	2.30	47.76



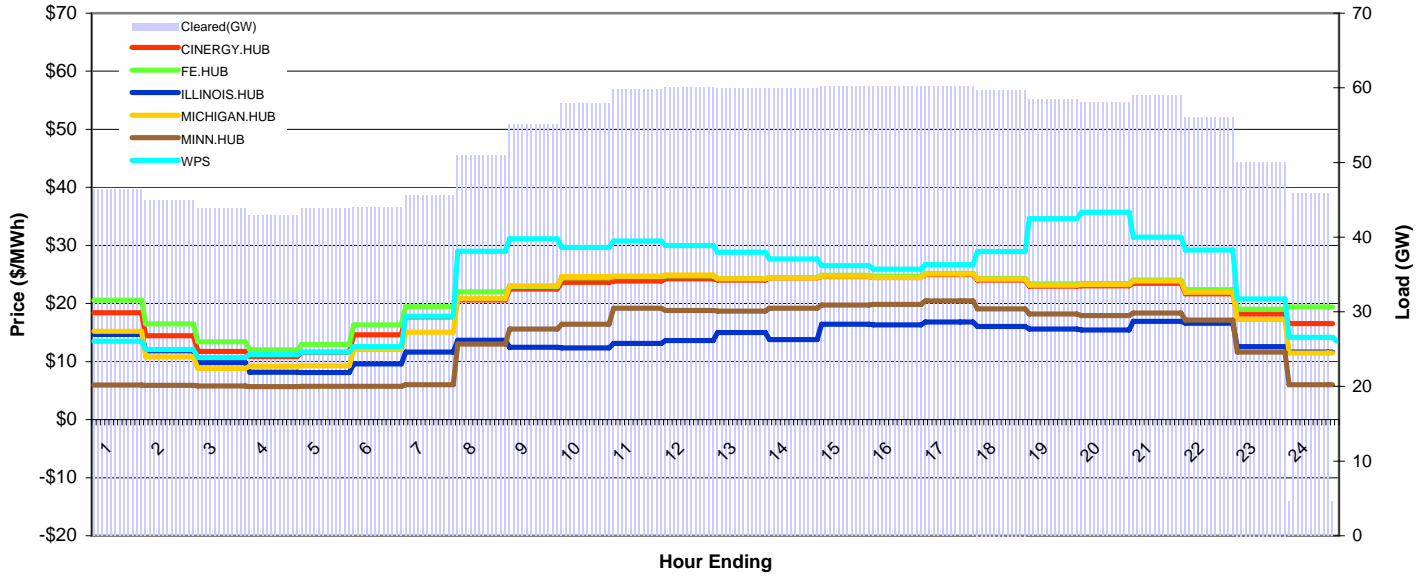
MISO Daily Report

Delivery Day: Saturday, August 22, 2009

Price Color Codes: ≤0 ≥100 ≥200

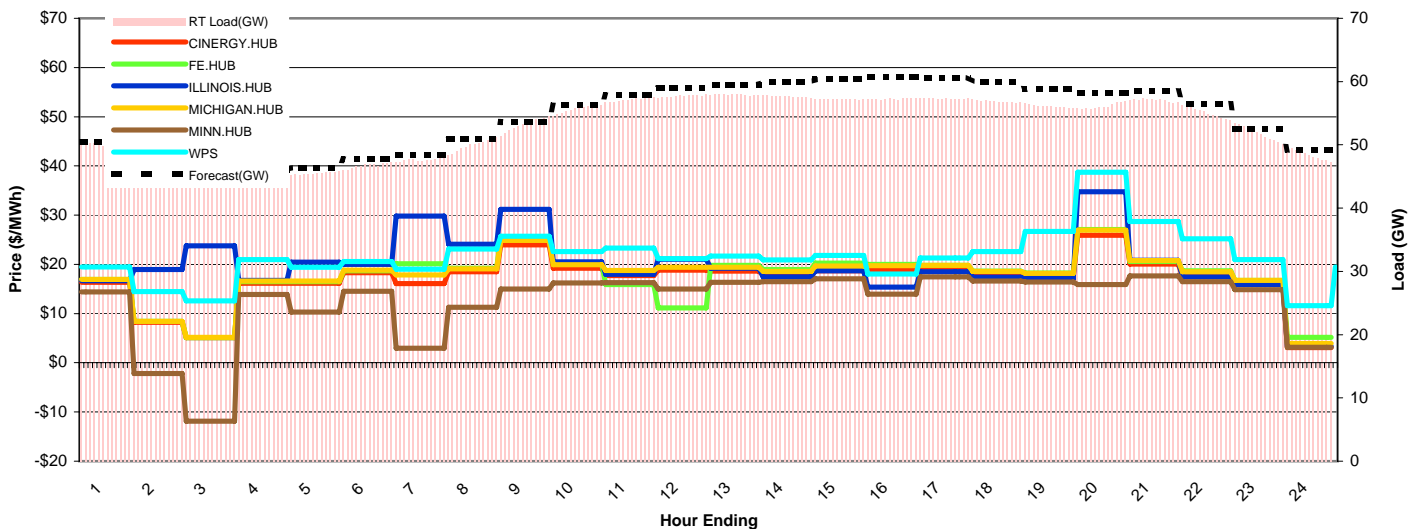
Day-Ahead Prices and Cleared Load

	HE1	HE2	HE3	HE4	HE5	HE6	HE7	HE8	HE9	HE10	HE11	HE12	HE13	HE14	HE15	HE16	HE17	HE18	HE19	HE20	HE21	HE22	HE23	HE24
CINERGY.HUB	18.41	14.42	11.74	10.85	11.57	14.59	17.69	20.61	22.48	23.63	23.85	24.24	24.02	24.43	24.65	24.48	25.00	24.03	22.99	23.03	23.46	21.64	18.17	16.56
FE.HUB	20.55	16.47	13.39	12.03	12.98	16.33	19.44	22.01	22.94	24.42	24.62	24.77	24.32	24.48	24.87	24.72	25.19	24.32	23.35	23.43	24.03	22.38	19.04	19.39
ILLINOIS.HUB	14.64	11.86	9.80	8.18	8.09	9.58	11.62	13.67	12.45	12.37	13.10	13.63	15.00	13.81	16.43	16.33	16.82	16.07	15.61	15.42	16.94	16.62	12.56	11.64
MICHIGAN.HUB	15.20	10.82	8.82	9.21	9.26	12.06	15.07	20.86	23.06	24.62	24.72	24.89	24.26	24.41	24.72	24.49	25.09	24.20	23.15	23.26	23.86	21.94	17.27	11.48
MINN.HUB	5.95	5.89	5.81	5.67	5.72	5.75	6.03	13.00	15.59	16.45	19.17	18.81	18.71	19.20	19.74	19.82	20.45	19.09	18.21	17.93	18.34	17.17	11.62	6.04
WPS	13.50	12.10	10.68	11.17	11.61	12.56	17.80	28.99	31.17	29.66	30.75	29.98	28.86	27.67	26.49	25.90	26.66	28.94	34.62	35.70	31.44	29.22	20.76	14.19
Cleared(GW)	46.4	44.9	43.9	42.9	43.9	44.0	45.6	50.9	55.1	57.9	59.8	60.0	59.9	60.0	60.2	60.1	60.2	59.7	58.4	58.1	58.9	56.0	50.1	4.6



Preliminary Real-Time Prices with Forecasted and Actual System Load

	HE1	HE2	HE3	HE4	HE5	HE6	HE7	HE8	HE9	HE10	HE11	HE12	HE13	HE14	HE15	HE16	HE17	HE18	HE19	HE20	HE21	HE22	HE23	HE24
CINERGY.HUB	16.38	8.21	5.08	16.15	16.15	18.27	16.07	18.50	23.93	19.22	17.69	18.84	18.60	17.82	18.71	18.89	19.04	17.72	17.43	25.93	20.06	17.73	16.24	3.11
FE.HUB	16.95	8.39	5.12	16.50	16.47	18.68	20.11	19.20	25.46	20.24	15.89	11.15	19.79	18.96	20.25	19.97	19.77	18.61	18.23	27.05	20.61	18.66	16.76	5.19
ILLINOIS.HUB	16.65	18.96	23.74	16.76	20.45	19.97	29.84	24.07	31.16	20.51	17.96	21.01	19.21	17.43	18.69	15.37	18.48	17.40	17.11	34.75	20.84	17.43	15.90	3.36
MICHIGAN.HUB	16.92	8.42	5.15	16.61	16.60	18.81	17.85	19.08	24.90	19.91	18.75	19.41	19.39	18.54	19.70	19.73	19.78	18.53	18.16	26.96	20.77	18.49	16.74	3.93
MINN.HUB	14.42	-2.15	-11.90	13.85	10.33	14.51	2.94	11.29	14.96	16.19	16.27	15.01	16.35	16.49	17.06	13.96	17.48	16.60	16.41	15.88	17.68	16.51	14.84	3.12
WPS	19.49	14.50	12.60	20.99	19.42	20.59	19.02	23.15	25.70	22.61	23.34	21.19	21.66	20.89	21.82	18.07	21.31	22.59	26.67	38.70	28.70	25.22	20.98	11.60
Forecasted(GW)	50.4	48.1	46.8	46.1	46.4	47.7	48.3	50.9	53.7	56.2	57.9	58.9	59.5	60.0	60.3	60.7	60.6	60.0	58.8	58.2	58.5	56.5	52.5	49.2
(RT) - (DA Load)	3.16	2.44	2.07	2.39	1.68	2.74	2.06	-0.97	-1.91	-2.22	-2.63	-2.26	-1.98	-2.30	-2.94	-2.85	-2.89	-2.82	-2.31	-1.96	-1.85	-0.89	1.74	43.86



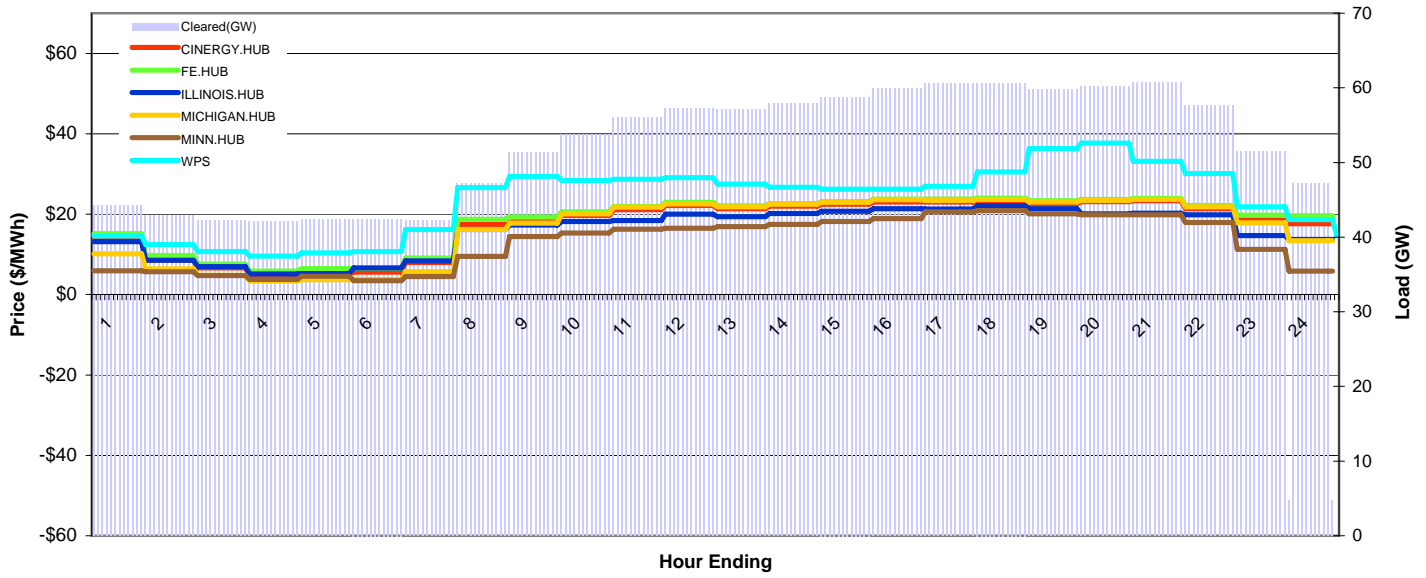
MISO Daily Report

Delivery Day: Sunday, August 23, 2009

Price Color Codes: ≤0 ≥100 ≥200

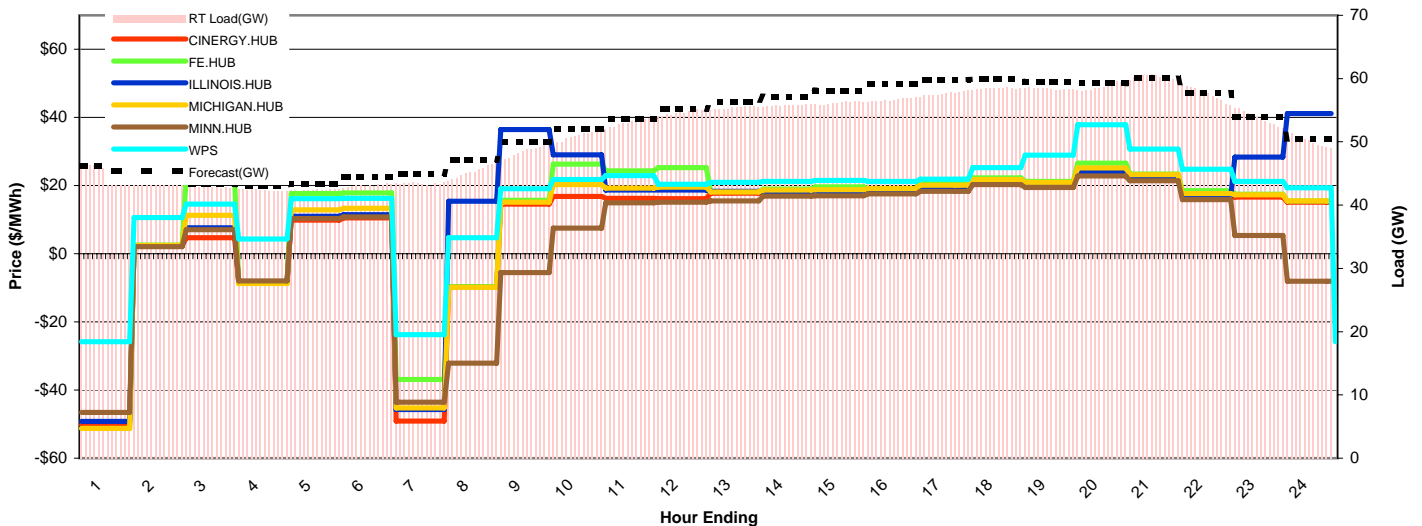
Day-Ahead Prices and Cleared Load

	HE1	HE2	HE3	HE4	HE5	HE6	HE7	HE8	HE9	HE10	HE11	HE12	HE13	HE14	HE15	HE16	HE17	HE18	HE19	HE20	HE21	HE22	HE23	HE24
CINERGY.HUB	13.36	8.53	6.63	5.00	5.53	5.60	8.00	17.48	18.29	19.70	21.09	22.18	21.36	22.02	22.44	23.07	23.00	23.18	22.57	23.12	23.38	21.34	18.61	17.61
FE.HUB	15.16	9.73	7.62	5.85	6.48	6.55	9.13	18.77	19.31	20.54	21.90	22.93	22.10	22.66	23.10	23.74	23.72	23.98	23.36	23.64	23.89	22.12	19.77	19.60
ILLINOIS.HUB	13.14	8.57	6.98	5.14	5.21	6.62	8.37	16.18	17.27	18.14	18.41	20.03	19.36	20.20	20.75	21.33	21.31	22.05	21.35	20.09	20.24	19.83	14.70	13.69
MICHIGAN.HUB	10.14	6.37	4.83	3.38	3.72	3.77	5.65	16.16	17.74	20.06	21.79	22.57	21.85	22.51	22.94	23.59	23.42	23.69	23.06	23.42	23.68	21.81	17.86	13.36
MINN.HUB	5.90	5.69	4.74	3.76	4.58	3.42	4.50	9.49	14.41	15.31	16.27	16.48	16.93	17.46	18.21	18.93	20.54	20.88	20.11	19.82	19.81	17.93	11.24	5.87
WPS	14.63	12.45	10.72	9.61	10.35	10.72	16.17	26.61	29.38	28.37	28.69	29.06	27.49	26.73	26.25	26.18	26.90	30.50	36.31	37.72	33.18	30.14	21.83	18.69
Cleared(GW)	44.2	42.9	42.2	42.1	42.4	42.4	42.2	47.1	51.3	53.7	56.0	57.3	57.1	57.9	58.8	59.9	60.5	60.7	59.7	60.2	60.7	57.6	51.5	4.7



Preliminary Real-Time Prices with Forecasted and Actual System Load

	HE1	HE2	HE3	HE4	HE5	HE6	HE7	HE8	HE9	HE10	HE11	HE12	HE13	HE14	HE15	HE16	HE17	HE18	HE19	HE20	HE21	HE22	HE23	HE24
CINERGY.HUB	-50.24	2.27	4.70	-8.56	9.91	10.51	-49.09	-9.64	14.62	16.83	16.26	16.21	17.73	18.20	18.13	18.82	19.07	21.30	20.47	23.96	22.64	16.76	16.62	15.12
FE.HUB	-51.22	2.55	22.38	-8.71	17.70	17.83	-36.93	-9.64	15.70	26.29	24.33	25.30	18.20	19.01	19.69	19.10	21.55	22.33	21.25	26.63	23.38	18.54	17.53	15.56
ILLINOIS.HUB	-49.23	2.26	7.60	-8.40	10.99	11.50	-45.75	15.46	36.50	29.00	18.76	18.72	18.38	17.89	17.98	18.55	19.15	21.12	20.27	23.86	22.36	16.74	28.38	41.20
MICHIGAN.HUB	-51.27	2.42	11.27	-8.75	12.93	13.35	-45.29	-9.83	15.18	20.34	19.26	19.60	18.13	18.72	18.85	19.23	20.12	21.84	20.94	25.16	23.22	17.70	17.29	15.56
MINN.HUB	-46.57	2.11	7.11	-7.99	10.35	10.84	-43.60	-32.08	-5.54	7.56	14.98	15.18	15.56	16.92	17.03	17.61	18.37	20.27	19.49	22.81	21.41	15.86	5.35	-8.06
WPS	-25.82	10.65	14.62	4.31	16.21	16.26	-23.72	4.72	19.10	21.85	22.97	20.43	21.01	21.20	21.58	21.28	21.91	25.30	28.98	37.85	30.76	24.81	21.28	19.36
Forecasted(GW)	46.2	44.5	43.4	43.1	43.4	44.4	44.9	47.1	49.9	52.0	53.6	55.2	56.3	57.2	58.1	59.1	59.9	59.9	59.4	59.2	60.0	57.8	53.9	50.5
(RT) - (DA Load)	1.52	0.92	0.70	0.25	0.03	0.75	1.24	-1.85	-2.84	-2.80	-2.91	-2.64	-1.76	-2.12	-2.61	-3.22	-2.85	-2.20	-1.31	-1.43	-0.44	0.00	2.32	45.47



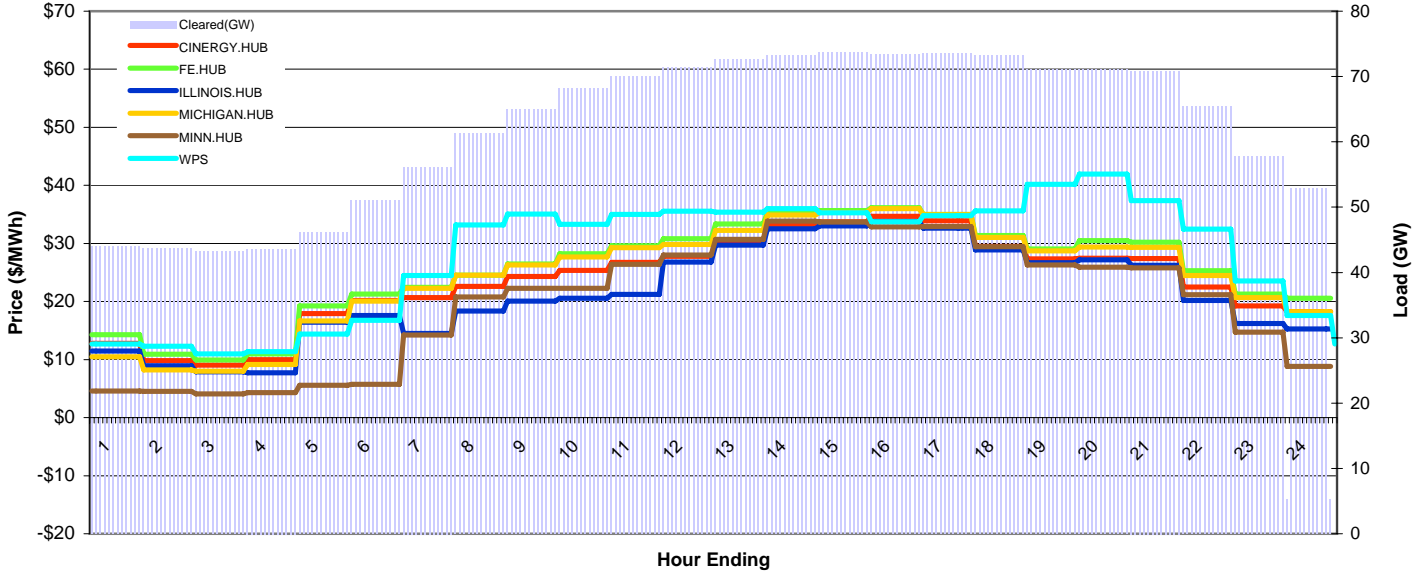
MISO Daily Report

Delivery Day: Monday, August 24, 2009

Price Color Codes: ≤0 ≥100 ≥200

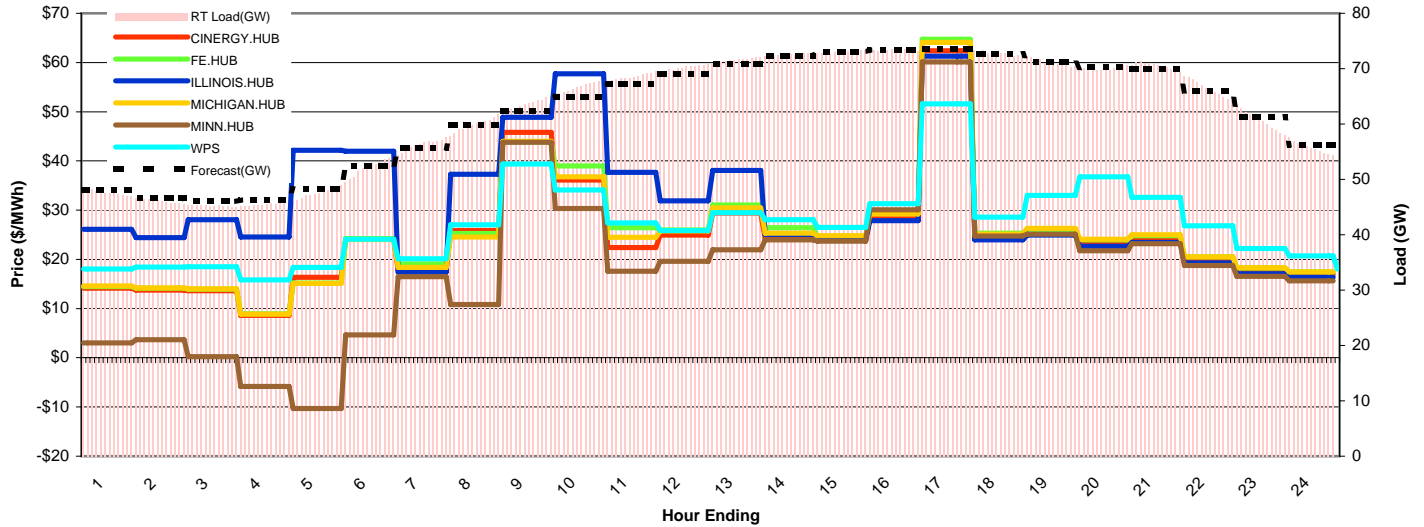
Day-Ahead Prices and Cleared Load

	HE1	HE2	HE3	HE4	HE5	HE6	HE7	HE8	HE9	HE10	HE11	HE12	HE13	HE14	HE15	HE16	HE17	HE18	HE19	HE20	HE21	HE22	HE23	HE24
CINERGY.HUB	12.80	9.83	9.04	9.98	17.90	20.17	20.65	22.63	24.30	25.35	26.71	27.80	30.15	33.14	33.72	34.65	33.88	29.51	27.34	27.47	27.38	22.50	19.24	18.27
FE.HUB	14.29	10.90	9.91	10.96	19.24	21.28	22.45	24.52	26.44	28.22	29.62	30.82	33.36	35.31	35.65	36.18	35.00	31.38	29.04	30.47	30.23	25.33	21.29	20.54
ILLINOIS.HUB	11.49	8.94	7.88	7.72	16.41	17.59	14.49	18.38	20.07	20.54	21.25	26.78	29.71	32.50	33.00	33.80	32.62	28.88	26.67	27.19	26.24	20.17	16.22	15.30
MICHIGAN.HUB	10.50	8.24	8.01	9.13	16.67	20.04	22.26	24.51	26.29	27.69	29.27	29.82	32.22	34.90	35.35	36.00	34.93	31.02	28.70	29.39	29.34	24.46	20.66	18.25
MINN.HUB	4.60	4.55	4.06	4.30	5.60	5.75	14.22	20.78	22.25	22.27	26.42	28.02	30.68	33.83	33.69	32.83	32.90	29.43	26.30	25.93	25.78	21.16	14.72	8.85
WPS	12.68	12.28	10.98	11.33	14.37	16.74	24.45	33.17	35.05	33.31	34.99	35.56	35.40	35.98	35.27	33.74	34.79	35.59	40.21	41.97	37.35	32.44	23.55	17.58
Cleared(GW)	44.0	43.7	43.2	43.6	46.1	51.0	56.1	61.3	65.0	68.2	70.1	71.4	72.6	73.3	73.6	73.4	73.5	73.2	71.1	71.1	70.9	65.4	57.7	5.3



Preliminary Real-Time Prices with Forecasted and Actual System Load

	HE1	HE2	HE3	HE4	HE5	HE6	HE7	HE8	HE9	HE10	HE11	HE12	HE13	HE14	HE15	HE16	HE17	HE18	HE19	HE20	HE21	HE22	HE23	HE24
CINERGY.HUB	14.15	13.73	13.64	8.60	16.32	24.08	17.81	25.83	45.83	36.09	22.40	24.96	29.45	24.13	24.20	28.22	62.41	24.50	25.43	23.21	23.98	19.78	17.69	16.93
FE.HUB	14.49	14.13	13.95	8.94	15.17	24.19	19.08	25.26	43.85	39.00	26.46	25.95	31.07	26.45	24.67	29.56	64.75	25.33	26.05	23.97	24.83	20.54	18.26	17.48
ILLINOIS.HUB	26.11	24.43	28.08	24.54	42.18	42.00	17.39	37.32	48.84	57.71	37.66	31.87	38.06	25.07	23.81	27.86	61.31	23.97	24.93	22.63	23.41	19.25	17.07	16.37
MICHIGAN.HUB	14.61	14.18	14.02	8.87	15.12	24.01	18.39	24.54	44.01	36.75	24.51	25.78	30.44	25.33	24.83	29.25	64.08	25.15	26.28	24.11	24.99	20.54	18.29	17.47
MINN.HUB	3.05	3.64	0.21	-5.81	-10.33	4.67	16.45	10.83	43.78	30.36	17.56	19.60	21.94	23.97	23.67	30.04	60.13	24.76	25.16	21.72	23.17	18.74	16.53	15.61
WPS	18.05	18.41	18.50	15.84	18.35	24.07	20.13	27.05	39.38	34.10	27.42	25.88	29.51	28.04	26.51	31.31	51.63	28.58	33.00	36.76	32.62	26.80	22.23	20.69
Forecasted(GW)	48.1	46.6	46.0	46.3	48.3	52.5	55.7	59.7	62.3	65.0	67.2	69.0	70.8	72.3	73.0	73.4	73.5	72.6	71.2	70.2	69.9	65.9	61.3	56.2
(RT) - (DA Load)	3.66	2.44	2.08	1.97	1.48	1.15	0.10	-1.43	-1.37	-1.47	-1.48	-1.18	-0.94	-0.70	-0.62	-0.10	-0.08	-0.41	0.12	-1.06	-0.33	1.00	2.93	50.48



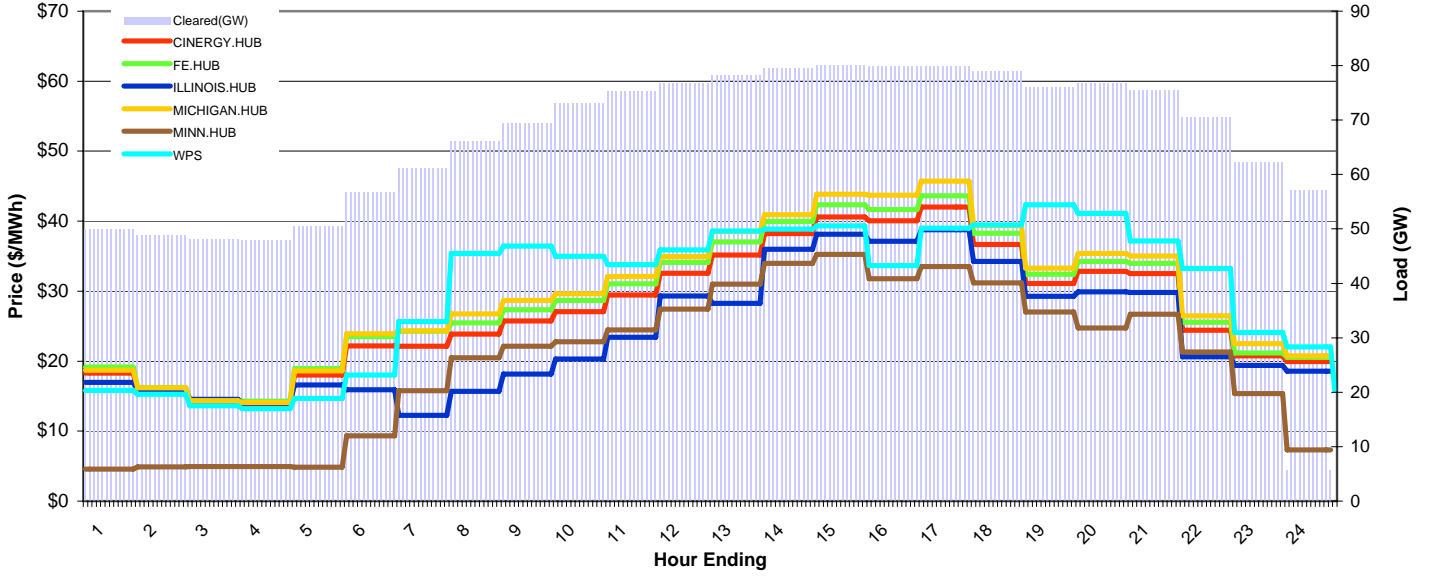
MISO Daily Report

Delivery Day: Tuesday, August 25, 2009

Price Color Codes: ≤0 ≥100 ≥200

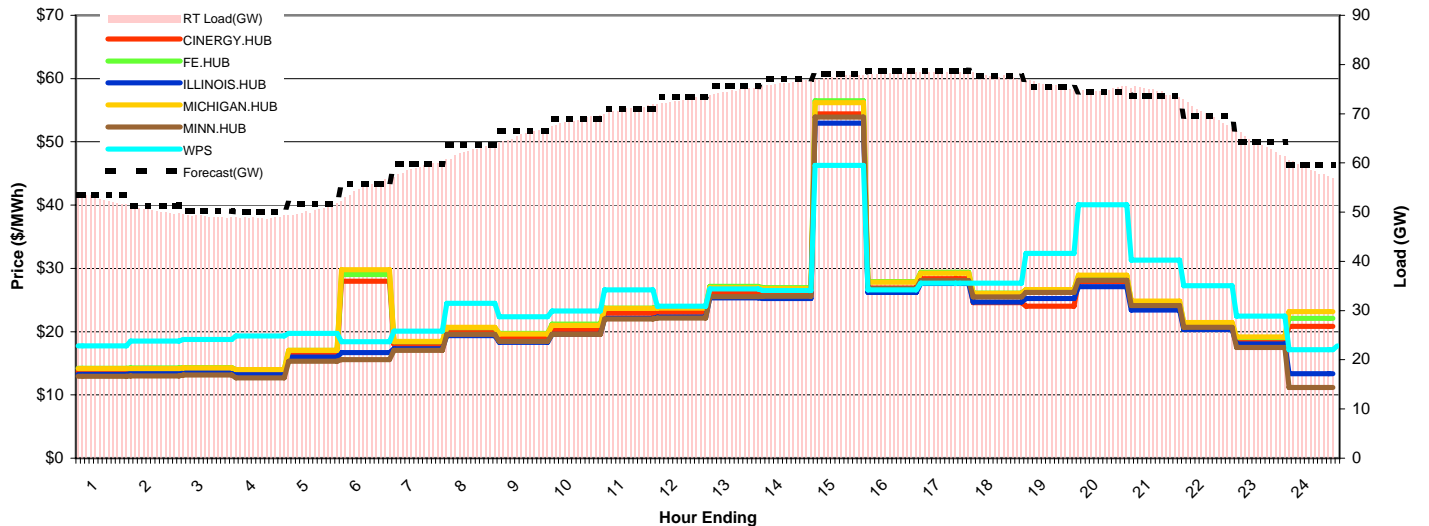
Day-Ahead Prices and Cleared Load

	HE1	HE2	HE3	HE4	HE5	HE6	HE7	HE8	HE9	HE10	HE11	HE12	HE13	HE14	HE15	HE16	HE17	HE18	HE19	HE20	HE21	HE22	HE23	HE24
CINERGY.HUB	18.27	15.62	13.91	13.65	18.00	22.17	22.14	23.86	25.73	27.05	29.46	32.55	35.18	38.21	40.60	40.05	42.00	36.69	31.08	32.83	32.52	24.40	20.74	19.92
FE.HUB	19.16	16.25	14.53	14.27	18.92	23.52	24.28	25.46	27.33	28.66	31.06	34.09	37.03	39.94	42.33	41.64	43.64	38.29	32.43	34.26	33.95	25.58	21.18	20.55
ILLINOIS.HUB	16.95	15.91	14.55	13.98	16.58	15.93	12.27	15.69	18.16	20.30	23.39	29.30	28.27	35.97	38.12	37.12	38.79	34.23	29.24	29.92	29.83	20.63	19.37	18.56
MICHIGAN.HUB	18.71	16.17	14.35	14.08	18.62	23.93	24.32	26.77	28.65	29.65	32.10	34.95	38.56	40.93	43.85	43.73	45.73	39.35	33.28	35.38	35.01	26.47	22.51	20.75
MINN.HUB	4.59	4.89	4.93	4.94	4.84	9.31	15.76	20.48	22.12	22.79	24.48	27.44	31.00	33.99	35.27	31.77	33.51	31.20	27.02	24.73	26.71	21.29	15.37	7.30
WPS	15.84	15.26	13.63	13.20	14.67	18.02	25.66	35.38	36.43	34.99	33.80	35.91	38.57	38.85	39.34	33.67	38.99	39.47	42.34	41.10	37.16	33.24	24.11	22.04
Cleared(GW)	49.9	48.7	48.0	47.9	50.5	56.7	61.1	66.0	69.4	73.0	75.2	76.7	78.2	79.5	80.1	79.9	79.9	79.0	75.9	76.7	75.4	70.5	62.2	5.7



Preliminary Real-Time Prices with Forecasted and Actual System Load

	HE1	HE2	HE3	HE4	HE5	HE6	HE7	HE8	HE9	HE10	HE11	HE12	HE13	HE14	HE15	HE16	HE17	HE18	HE19	HE20	HE21	HE22	HE23	HE24
CINERGY.HUB	13.76	13.86	13.97	13.66	16.58	27.97	17.93	20.05	18.97	20.19	22.89	23.05	26.18	25.98	54.42	26.92	28.39	24.59	24.04	27.93	23.96	20.67	18.51	20.86
FE.HUB	14.19	14.24	14.32	14.00	17.03	29.04	18.41	20.66	19.72	21.21	23.73	23.91	27.16	26.97	56.50	27.94	29.41	26.12	26.66	28.84	24.68	21.29	19.08	22.11
ILLINOIS.HUB	13.27	13.39	13.50	13.20	15.97	16.69	17.28	19.37	18.32	19.57	22.11	22.30	25.32	25.23	52.94	26.18	27.63	24.70	25.24	27.11	23.43	20.32	18.08	13.36
MICHIGAN.HUB	14.16	14.16	14.28	14.02	17.07	29.79	18.44	20.67	19.61	21.00	23.65	23.72	26.95	26.80	56.19	27.81	29.21	26.04	26.67	28.95	24.85	21.46	19.17	23.19
MINN.HUB	12.93	13.02	13.15	12.72	15.35	15.58	17.06	19.57	18.44	19.55	22.02	22.15	25.54	25.57	53.94	26.79	28.08	25.49	26.18	28.12	24.14	20.67	17.51	11.17
WPS	17.76	18.49	18.77	19.30	19.74	18.41	20.10	24.48	22.36	23.28	26.59	24.00	26.76	26.52	46.29	26.62	27.67	27.67	32.35	40.06	31.33	27.26	22.46	17.17
Forecasted(GW)	53.4	51.3	50.2	50.0	51.7	55.7	59.8	63.7	66.5	68.9	71.0	73.5	75.6	77.1	78.1	78.7	78.7	77.6	75.4	74.4	73.7	69.5	64.3	59.7
(RT) - (DA Load)	2.73	1.60	1.09	0.98	-0.15	-1.77	-2.15	-3.55	-3.69	-4.37	-4.17	-3.93	-3.52	-3.22	-2.63	-1.73	-1.45	-1.27	-0.10	-1.77	-0.91	-0.58	1.61	52.95



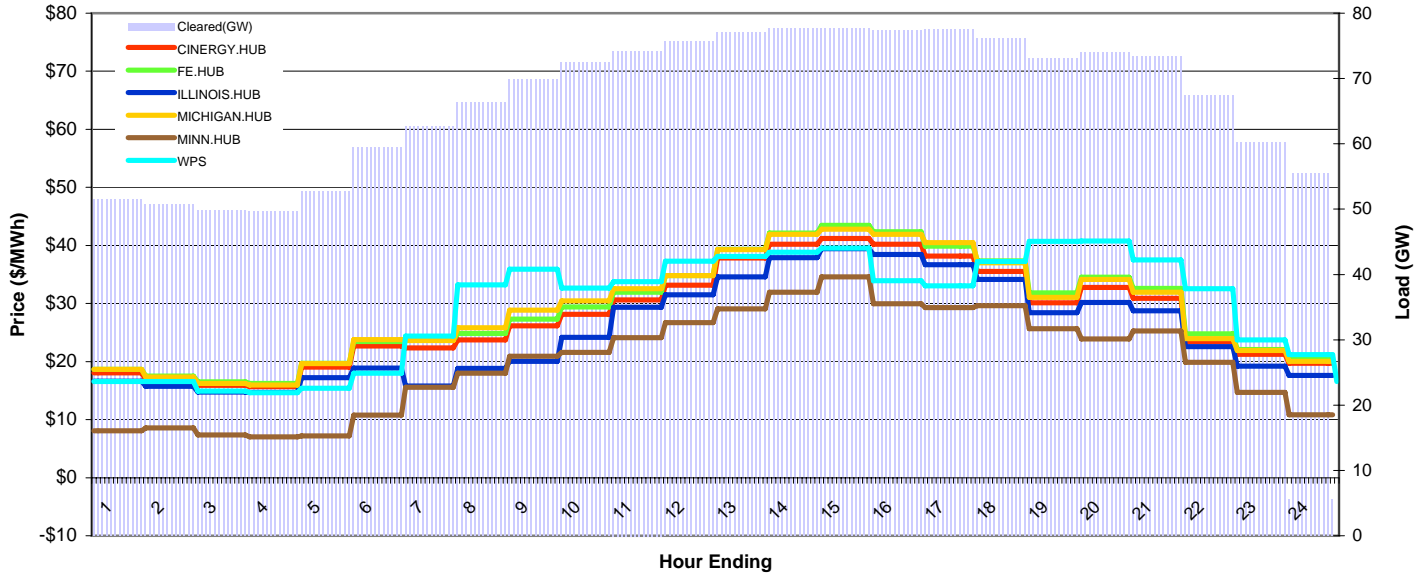
MISO Daily Report

Delivery Day: Wednesday, August 26, 2009

Price Color Codes: ≤0 ≥100 ≥200

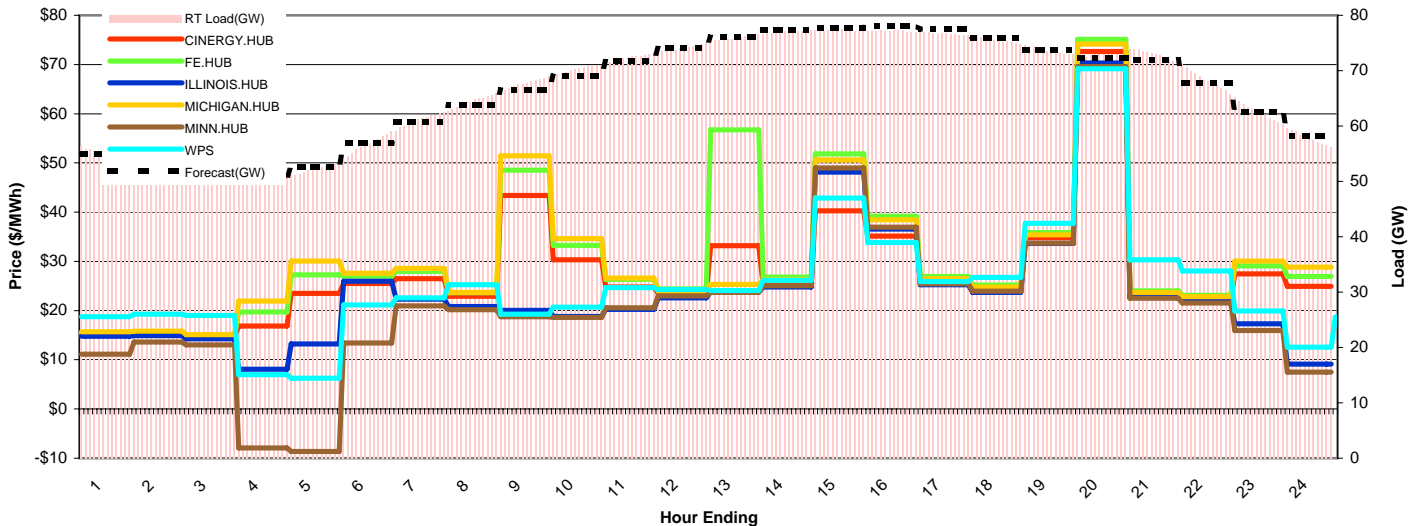
Day-Ahead Prices and Cleared Load

	HE1	HE2	HE3	HE4	HE5	HE6	HE7	HE8	HE9	HE10	HE11	HE12	HE13	HE14	HE15	HE16	HE17	HE18	HE19	HE20	HE21	HE22	HE23	HE24
CINERGY.HUB	18.05	16.89	15.93	15.66	19.02	22.69	22.35	23.72	26.15	28.16	30.61	33.15	37.85	40.20	41.20	40.22	38.18	35.55	30.13	32.79	30.88	23.45	21.24	19.71
FE.HUB	18.64	17.48	16.51	16.23	19.68	23.47	23.68	24.82	27.32	29.40	31.93	34.81	39.35	42.16	43.47	42.36	39.89	37.32	31.81	34.54	32.60	24.77	22.05	20.58
ILLINOIS.HUB	16.64	15.75	14.77	14.70	17.24	18.86	15.77	18.83	20.02	24.15	29.34	31.49	34.58	37.88	39.45	38.47	36.68	34.14	28.44	30.17	28.72	22.55	19.23	17.61
MICHIGAN.HUB	18.64	17.36	16.26	15.97	19.63	23.77	23.60	25.85	28.85	30.43	32.56	34.78	39.28	41.89	42.79	41.89	40.47	37.02	31.07	34.13	31.95	23.97	21.91	20.04
MINN.HUB	8.06	8.55	7.34	7.04	7.18	10.78	15.59	17.99	20.91	21.58	24.14	26.73	29.08	31.93	34.58	29.98	29.29	29.63	25.65	23.87	25.29	19.86	14.68	10.83
WPS	16.57	16.57	14.89	14.62	15.39	17.99	24.41	33.20	35.90	32.66	33.76	37.30	38.10	38.82	39.57	33.92	33.05	37.21	40.73	40.74	37.49	32.52	23.72	21.21
Cleared(GW)	51.4	50.6	49.8	49.6	52.7	59.5	62.7	66.4	69.8	72.5	74.2	75.6	77.0	77.7	77.6	77.3	77.6	76.2	73.0	73.9	73.3	67.4	60.2	5.6



Preliminary Real-Time Prices with Forecasted and Actual System Load

	HE1	HE2	HE3	HE4	HE5	HE6	HE7	HE8	HE9	HE10	HE11	HE12	HE13	HE14	HE15	HE16	HE17	HE18	HE19	HE20	HE21	HE22	HE23	HE24
CINERGY.HUB	15.16	15.32	14.66	16.86	23.50	25.49	26.49	22.91	43.36	30.34	24.82	23.52	33.17	25.12	40.27	35.13	25.86	24.50	34.82	72.64	23.22	22.46	27.48	24.90
FE.HUB	15.50	15.65	14.98	19.69	27.25	26.97	27.96	23.63	48.53	33.25	26.35	24.43	56.70	26.79	51.85	39.15	26.94	25.16	35.86	75.11	23.98	23.10	29.06	26.96
ILLINOIS.HUB	14.75	14.88	14.24	8.08	13.24	25.93	22.33	20.80	20.05	18.83	20.27	22.58	23.84	24.81	48.14	36.59	25.26	23.68	33.64	70.30	22.63	21.83	17.29	9.09
MICHIGAN.HUB	15.69	15.80	15.08	21.93	30.05	27.59	28.56	23.71	51.44	34.63	26.59	23.95	25.33	26.30	50.63	38.45	26.50	24.81	35.38	74.14	23.71	22.87	30.04	28.79
MINN.HUB	11.15	13.63	12.99	-7.94	-8.65	13.39	20.93	20.16	18.75	18.60	20.58	23.00	23.69	25.03	49.00	36.92	25.45	23.92	33.67	69.59	22.52	21.51	15.94	7.48
WPS	18.73	19.24	19.00	6.98	6.24	21.17	22.55	25.24	19.24	20.66	24.65	24.24	24.06	26.14	42.85	33.84	25.90	26.76	37.75	69.12	30.32	28.03	19.91	12.55
Forecasted(GW)	55.0	52.6	51.2	50.9	52.6	56.9	60.7	63.8	66.5	68.9	71.7	74.0	76.0	77.3	77.8	78.0	77.4	75.9	73.7	72.4	72.0	67.8	62.6	58.2
(RT) - (DA Load)	3.45	1.87	1.34	1.03	-0.46	-2.87	-1.52	-1.94	-2.12	-2.19	-1.82	-1.52	-1.12	-0.58	-0.33	-0.15	-0.83	-0.62	0.62	-0.62	-0.38	1.00	2.43	52.35



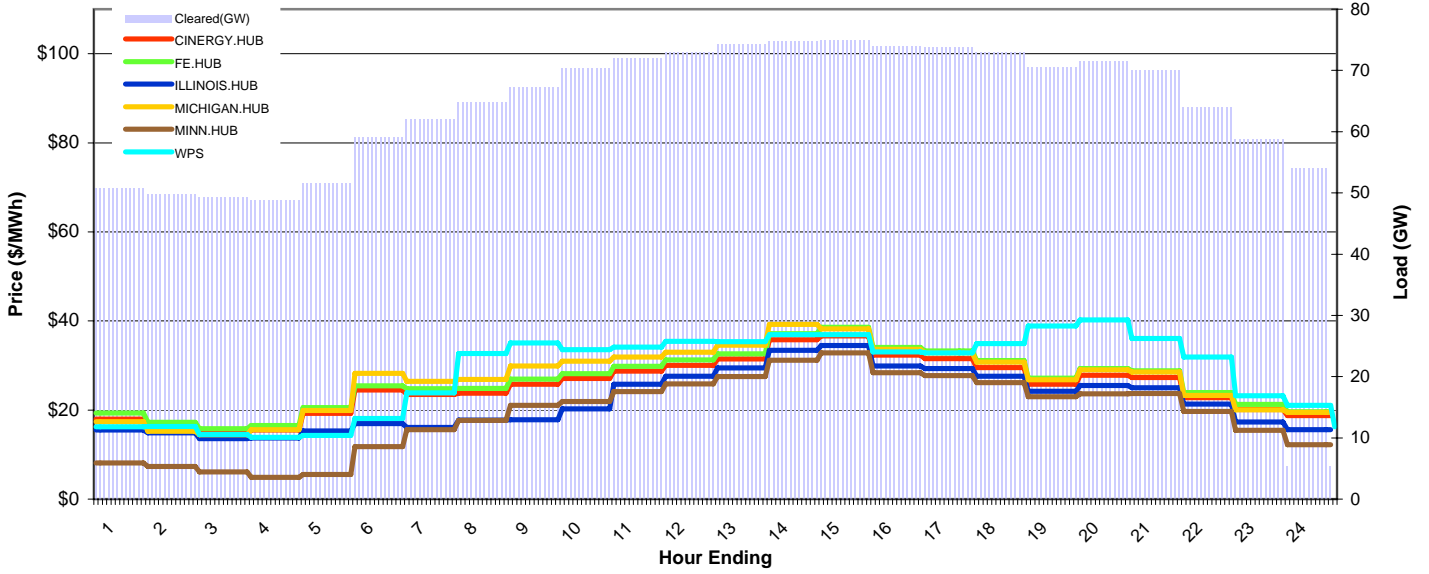
MISO Daily Report

Delivery Day: Thursday, August 27, 2009

Price Color Codes: ≤0 ≥100 ≥200

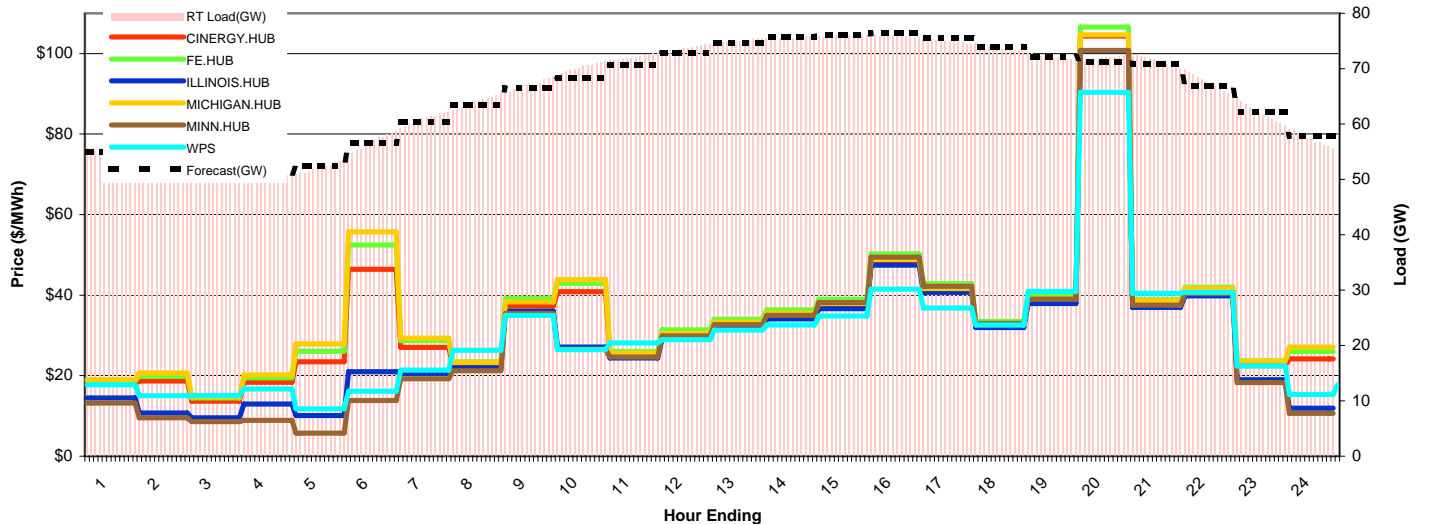
Day-Ahead Prices and Cleared Load

	HE1	HE2	HE3	HE4	HE5	HE6	HE7	HE8	HE9	HE10	HE11	HE12	HE13	HE14	HE15	HE16	HE17	HE18	HE19	HE20	HE21	HE22	HE23	HE24
CINERGY.HUB	17.96	16.01	14.76	15.49	19.28	24.50	23.53	23.76	25.76	27.08	28.75	30.05	31.47	35.81	36.66	32.31	31.51	29.52	25.78	27.80	27.30	22.76	20.10	18.75
FE.HUB	19.30	17.22	15.79	16.54	20.54	25.44	24.82	24.86	26.93	28.16	29.84	31.25	32.64	37.12	38.60	34.09	33.26	31.10	27.18	29.31	28.81	23.89	21.28	19.63
ILLINOIS.HUB	15.52	14.84	13.58	13.69	15.32	16.93	16.09	17.76	17.80	20.23	25.76	27.59	29.43	33.44	34.51	29.90	29.31	27.56	24.23	25.48	24.99	21.37	17.32	15.59
MICHIGAN.HUB	17.40	15.21	14.43	15.57	19.92	28.22	26.42	26.86	29.86	30.94	31.93	32.99	34.58	39.24	38.23	33.66	32.85	30.76	26.79	29.04	28.52	23.27	20.03	19.46
MINN.HUB	8.15	7.30	6.12	4.92	5.51	11.79	15.62	17.69	21.08	21.89	24.16	25.85	27.51	31.21	32.80	28.38	27.71	26.17	22.99	23.67	23.71	19.72	15.43	12.21
WPS	16.27	16.28	14.52	13.89	14.27	18.11	23.82	32.67	35.07	33.55	34.10	35.40	35.36	36.90	36.96	33.02	32.87	34.95	38.89	40.26	36.04	31.91	23.21	21.02
Cleared(GW)	50.8	49.7	49.2	48.7	51.6	59.1	62.0	64.8	67.2	70.3	72.0	73.0	74.3	74.7	75.0	73.9	73.9	73.0	70.5	71.4	70.0	64.0	58.7	5.4



Preliminary Real-Time Prices with Forecasted and Actual System Load

	HE1	HE2	HE3	HE4	HE5	HE6	HE7	HE8	HE9	HE10	HE11	HE12	HE13	HE14	HE15	HE16	HE17	HE18	HE19	HE20	HE21	HE22	HE23	HE24
CINERGY.HUB	18.02	18.69	13.70	18.36	23.46	46.44	27.04	22.69	37.24	40.87	25.25	30.17	32.06	34.23	37.36	47.86	42.01	32.88	38.93	104.32	38.11	41.02	22.52	24.19
FE.HUB	18.76	19.89	14.43	19.45	26.10	52.42	28.72	23.41	39.22	42.92	25.97	31.36	34.04	36.31	38.92	50.27	42.82	33.47	39.94	106.57	38.90	41.93	23.71	25.98
ILLINOIS.HUB	14.50	10.73	9.57	12.98	10.11	20.95	20.55	21.92	36.03	27.13	24.40	29.15	31.81	34.07	36.66	47.46	40.70	31.92	37.93	100.67	36.98	39.83	19.01	11.93
MICHIGAN.HUB	18.96	20.64	14.80	20.16	27.86	55.70	29.35	23.26	38.34	43.87	25.61	30.54	33.30	35.52	37.94	48.91	41.66	32.67	39.08	100.67	38.59	41.72	23.61	27.14
MINN.HUB	13.22	9.50	8.57	8.88	5.69	13.79	19.24	21.24	35.47	26.64	24.64	29.87	32.63	34.95	38.16	49.47	42.24	32.95	39.06	100.75	37.52	40.38	18.29	10.62
WPS	17.74	15.00	15.13	16.73	11.78	16.16	21.36	26.28	34.93	26.44	28.16	28.90	31.33	32.61	34.81	41.50	36.80	32.55	40.93	90.34	40.44	40.70	22.43	15.31
Forecasted(GW)	54.9	52.6	51.2	50.8	52.4	56.6	60.4	63.4	66.5	68.3	70.7	72.8	74.6	75.7	76.1	76.3	75.6	74.0	72.2	71.2	70.9	66.9	62.1	57.9
(RT) - (DA Load)	3.62	2.43	1.66	1.80	0.54	-2.45	-1.06	-0.74	-0.17	-0.14	0.05	0.70	0.68	1.02	0.94	1.97	1.08	0.75	1.71	0.48	1.45	3.47	3.31	51.82



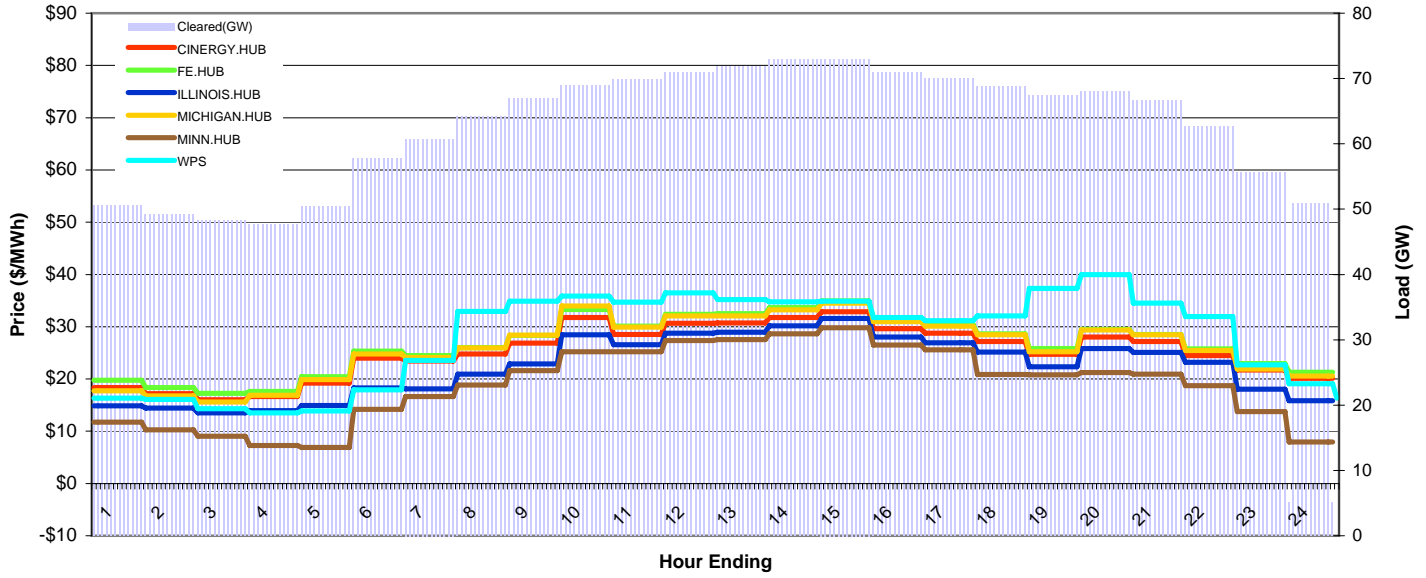
MISO Daily Report

Delivery Day: Friday, August 28, 2009

Price Color Codes: ≤0 ≥100 ≥200

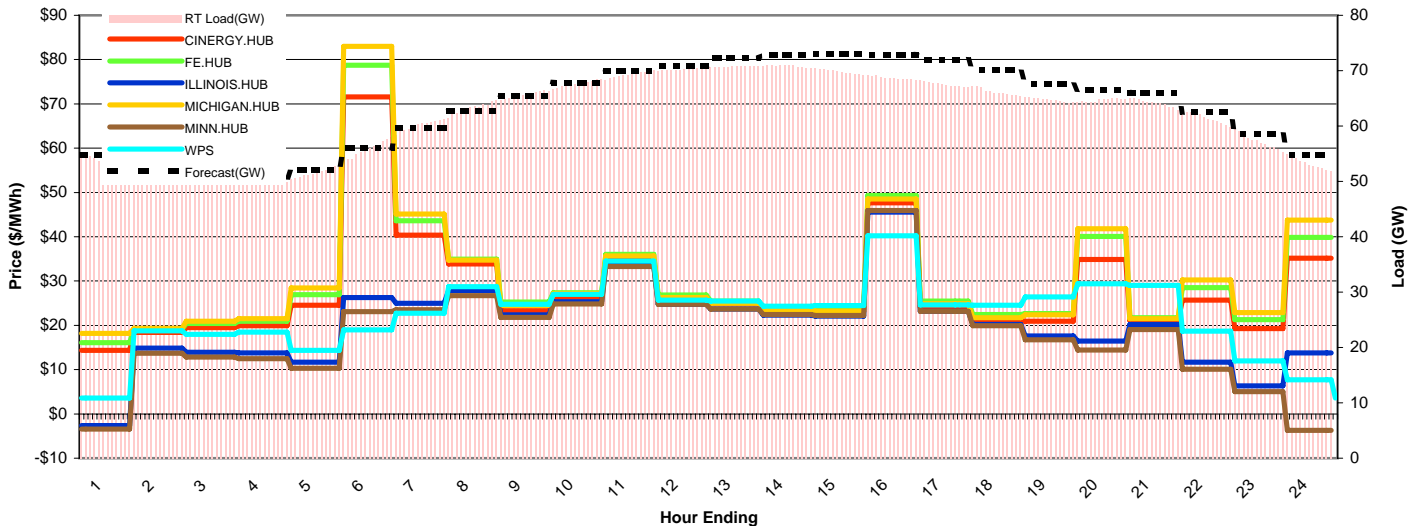
Day-Ahead Prices and Cleared Load

	HE1	HE2	HE3	HE4	HE5	HE6	HE7	HE8	HE9	HE10	HE11	HE12	HE13	HE14	HE15	HE16	HE17	HE18	HE19	HE20	HE21	HE22	HE23	HE24
CINERGY.HUB	18.37	17.18	16.03	16.62	19.23	23.98	23.46	24.80	26.85	31.76	28.52	30.65	30.70	31.75	32.85	29.62	28.75	27.15	24.74	28.00	27.15	24.50	21.70	20.12
FE.HUB	19.78	18.38	17.22	17.63	20.43	25.34	24.50	25.99	28.36	33.28	30.09	32.37	32.49	33.66	34.97	31.36	30.48	28.66	25.82	29.51	28.54	25.75	22.96	21.30
ILLINOIS.HUB	14.89	14.43	13.51	13.97	14.94	18.30	18.08	20.94	22.90	28.45	26.57	28.77	28.97	30.19	31.55	28.04	26.92	25.13	22.32	25.85	25.08	23.22	18.06	15.86
MICHIGAN.HUB	17.75	16.78	15.60	16.90	19.90	24.78	24.12	25.97	28.42	33.94	29.91	32.07	32.09	33.24	34.53	30.96	30.10	28.44	25.22	29.35	28.44	25.46	21.93	20.55
MINN.HUB	11.73	10.24	9.02	7.29	6.92	14.17	16.61	18.85	21.60	25.21	25.24	27.33	27.52	28.61	29.83	26.49	25.57	20.88	20.80	21.22	20.90	18.71	13.75	7.92
WPS	16.32	16.10	14.31	13.54	13.87	17.93	23.58	32.90	34.90	35.87	34.70	36.45	35.19	34.77	34.89	31.78	31.17	32.06	37.37	40.00	34.52	31.94	22.70	19.11
Cleared(GW)	50.5	49.2	48.2	47.7	50.4	57.7	60.8	64.2	66.9	68.9	69.8	70.9	71.8	72.9	73.0	71.0	70.0	68.8	67.4	68.0	66.6	62.6	55.6	5.1



Preliminary Real-Time Prices with Forecasted and Actual System Load

	HE1	HE2	HE3	HE4	HE5	HE6	HE7	HE8	HE9	HE10	HE11	HE12	HE13	HE14	HE15	HE16	HE17	HE18	HE19	HE20	HE21	HE22	HE23	HE24
CINERGY.HUB	14.32	18.40	19.46	19.88	24.53	71.59	40.38	33.83	23.28	26.35	34.83	25.87	24.80	23.30	23.12	47.69	24.10	20.99	20.91	34.85	21.07	25.67	19.28	35.15
FE.HUB	16.09	19.13	20.40	20.94	26.95	78.76	43.62	34.91	25.26	27.35	36.03	26.86	25.51	23.98	23.96	49.30	25.51	22.45	22.63	40.04	21.69	28.51	21.27	39.88
ILLINOIS.HUB	-2.60	14.88	13.90	13.74	11.69	26.29	24.99	27.85	22.35	25.30	33.48	24.79	23.70	22.29	22.11	45.54	23.15	20.19	17.58	16.47	20.18	11.69	6.35	13.75
MICHIGAN.HUB	18.15	19.31	20.92	21.52	28.45	82.99	45.10	34.74	24.46	27.19	35.70	26.25	25.00	23.38	23.27	48.49	24.89	21.73	22.37	41.80	21.52	30.21	22.86	43.75
MINN.HUB	-3.46	13.73	12.80	12.46	10.29	23.10	23.54	26.68	21.76	24.82	33.29	24.73	23.68	22.47	22.24	45.89	23.17	19.88	16.77	14.40	19.05	10.06	5.00	-3.73
WPS	3.57	18.76	17.98	18.50	14.35	18.94	22.75	28.71	24.79	27.00	34.52	25.72	25.47	24.32	24.50	40.23	24.58	24.51	26.44	29.39	29.02	18.68	11.99	7.70
Forecasted(GW)	54.8	52.5	51.0	50.6	52.0	56.0	59.7	62.7	65.4	67.9	69.9	70.9	72.2	72.9	73.0	72.9	72.0	70.1	67.6	66.5	66.0	62.5	58.6	54.7
(RT) - (DA Load)	3.29	2.52	2.04	2.36	1.20	-1.95	-0.60	-0.90	-1.29	-1.15	-0.51	-0.68	-1.00	-2.02	-3.13	-2.24	-2.45	-2.55	-2.57	-3.27	-2.44	-1.15	1.64	48.17



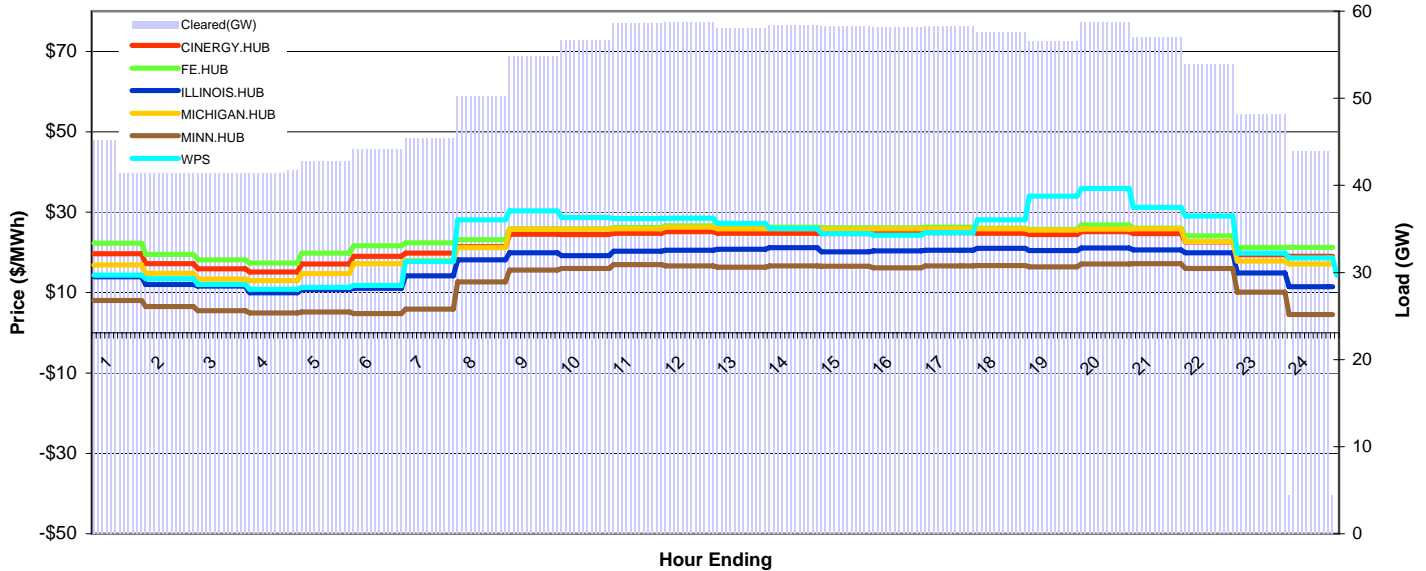
MISO Daily Report

Delivery Day: Saturday, August 29, 2009

Price Color Codes: ≤0 ≥100 ≥200

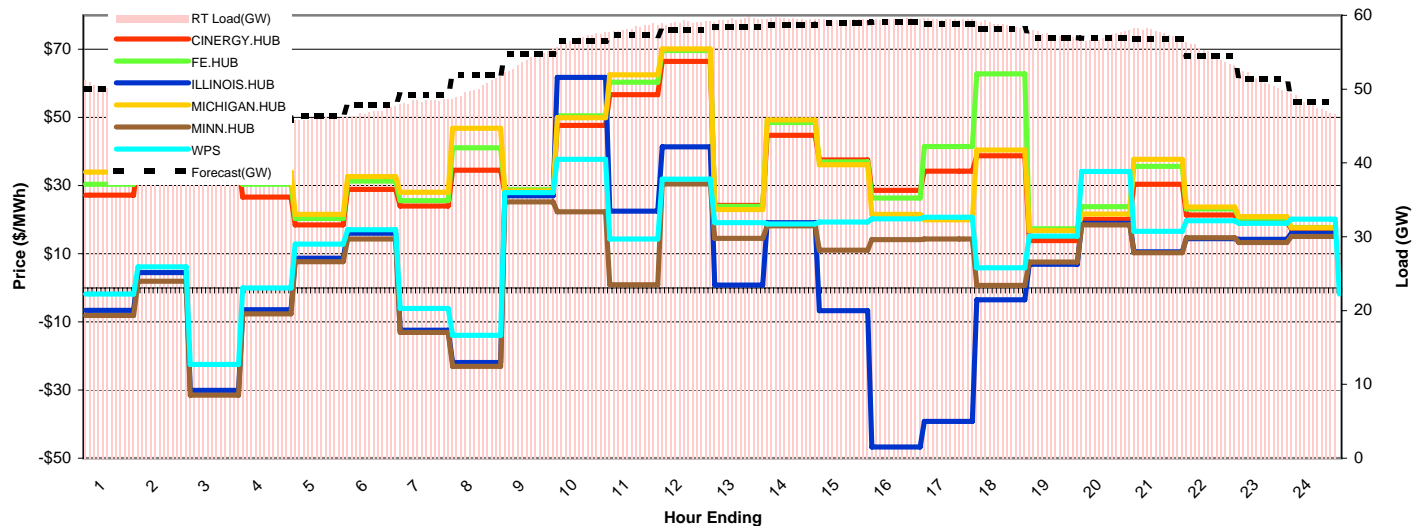
Day-Ahead Prices and Cleared Load

	HE1	HE2	HE3	HE4	HE5	HE6	HE7	HE8	HE9	HE10	HE11	HE12	HE13	HE14	HE15	HE16	HE17	HE18	HE19	HE20	HE21	HE22	HE23	HE24
CINERGY.HUB	19.67	17.19	15.89	15.12	17.14	19.05	19.80	21.40	24.48	24.45	24.78	25.12	24.76	24.78	24.68	24.75	24.88	24.76	24.40	25.18	24.67	22.60	19.38	18.99
FE.HUB	22.31	19.51	18.15	17.31	19.80	21.68	22.40	23.15	25.84	25.87	26.22	26.57	26.04	26.24	26.12	26.09	26.30	26.05	25.71	26.83	26.01	24.08	21.22	21.26
ILLINOIS.HUB	13.94	12.04	11.64	9.93	10.77	11.06	14.16	18.15	19.90	19.21	20.27	20.50	20.74	21.15	20.10	20.40	20.53	21.05	20.42	21.10	20.62	19.86	14.91	11.44
MICHIGAN.HUB	16.87	14.77	13.38	13.00	14.76	17.21	17.98	21.20	25.78	25.82	25.90	26.30	25.85	25.83	25.82	25.86	25.85	25.87	25.58	25.79	25.86	22.69	17.85	17.14
MINN.HUB	8.06	6.51	5.51	4.95	5.14	4.80	5.92	12.67	15.57	15.98	16.98	16.60	16.32	16.63	16.52	16.17	16.67	16.70	16.37	17.11	17.17	15.98	10.10	4.53
WPS	14.34	13.45	12.02	10.85	11.26	11.75	17.75	28.07	30.31	28.68	28.41	28.48	27.23	25.98	24.69	24.30	24.94	28.07	33.96	35.93	31.23	29.03	19.81	18.65
Cleared(GW)	45.1	43.5	42.3	41.7	42.7	44.2	45.3	50.2	54.8	56.6	58.6	58.8	58.0	58.4	58.2	58.1	58.3	57.6	56.5	58.7	57.0	53.9	48.1	4.4



Preliminary Real-Time Prices with Forecasted and Actual System Load

	HE1	HE2	HE3	HE4	HE5	HE6	HE7	HE8	HE9	HE10	HE11	HE12	HE13	HE14	HE15	HE16	HE17	HE18	HE19	HE20	HE21	HE22	HE23	HE24
CINERGY.HUB	27.21	38.14	36.08	26.68	18.46	28.91	24.00	34.57	27.96	47.65	56.74	66.51	24.17	44.78	37.59	28.61	34.24	38.80	13.90	20.11	30.44	21.41	19.41	17.29
FE.HUB	30.39	42.20	41.80	30.44	20.32	31.38	25.65	41.09	28.83	50.52	60.37	69.68	23.89	48.56	36.95	26.37	41.45	62.78	17.31	23.80	35.62	23.19	20.43	17.76
ILLINOIS.HUB	-6.58	4.46	-30.12	-6.44	8.75	16.08	-12.40	-21.89	27.05	61.74	22.49	41.36	0.79	19.10	-6.67	-46.71	-39.18	-3.55	6.93	18.98	10.62	14.45	14.24	16.06
MICHIGAN.HUB	33.94	46.18	48.52	34.04	21.54	32.69	28.02	46.85	28.45	49.94	62.56	70.12	22.96	49.26	36.14	21.54	19.95	40.47	16.76	21.63	37.73	23.73	20.89	17.67
MINN.HUB	-8.15	1.90	-31.48	-7.63	7.65	14.32	-13.05	-23.08	25.22	22.33	0.90	30.48	14.57	18.20	11.04	14.11	14.35	0.72	7.56	18.52	10.35	14.71	13.31	15.07
WPS	-1.79	6.17	-22.45	-0.05	12.80	17.06	-6.03	-13.90	27.94	37.69	14.38	31.93	19.15	18.75	19.29	20.26	20.76	5.86	15.20	34.19	16.60	19.68	18.92	20.16
Forecasted(GW)	50.0	47.8	46.5	45.9	46.3	47.9	49.2	51.9	54.8	56.5	57.3	58.0	58.5	58.7	59.0	59.0	58.8	58.2	57.0	56.9	56.8	54.5	51.4	48.3
(RT) - (DA Load)	4.80	4.37	4.23	4.14	3.29	2.79	3.07	-0.07	-0.91	0.27	-0.28	0.34	1.44	1.19	1.21	1.36	1.25	1.17	0.88	-1.53	0.70	0.91	3.05	43.49



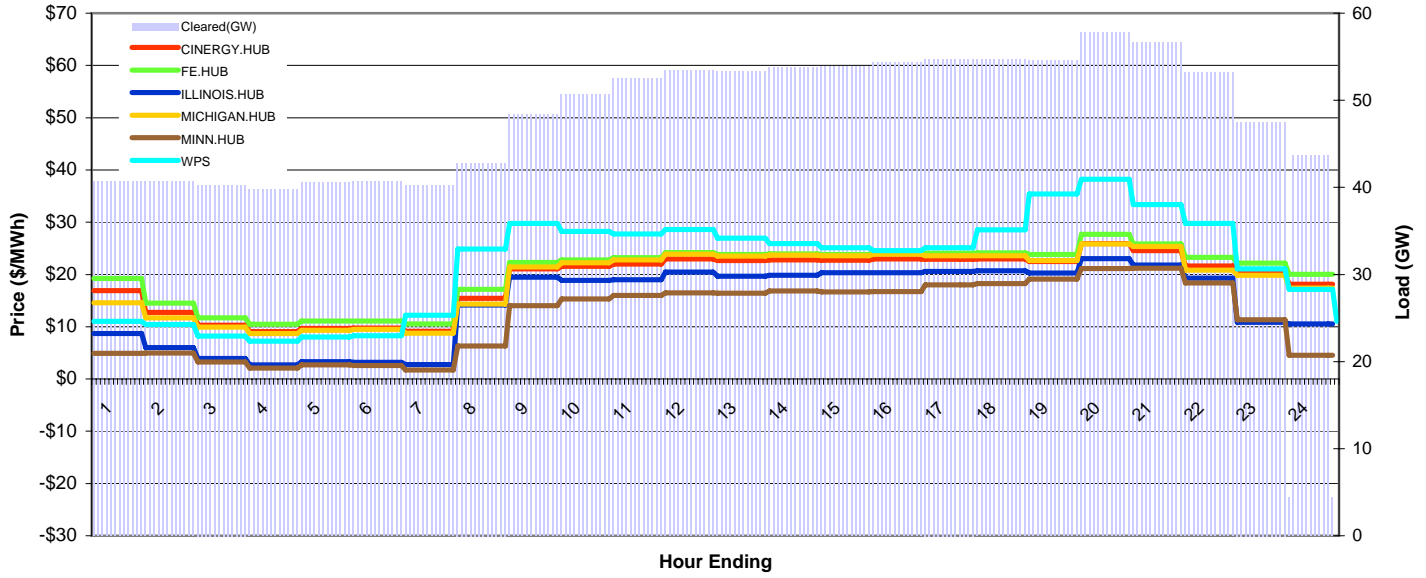
MISO Daily Report

Delivery Day: Sunday, August 30, 2009

Price Color Codes: ≤0 ≥100 ≥200

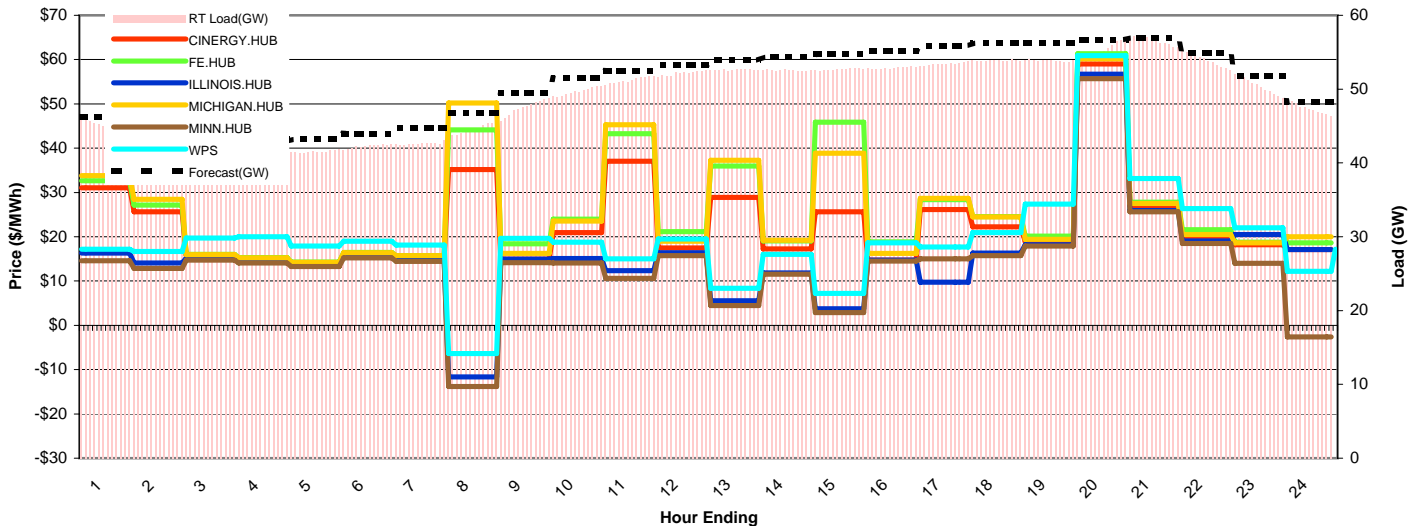
Day-Ahead Prices and Cleared Load

	HE1	HE2	HE3	HE4	HE5	HE6	HE7	HE8	HE9	HE10	HE11	HE12	HE13	HE14	HE15	HE16	HE17	HE18	HE19	HE20	HE21	HE22	HE23	HE24
CINERGY.HUB	16.88	12.73	10.30	9.09	9.68	9.74	9.11	15.44	21.05	21.56	22.01	22.97	22.64	22.79	22.72	22.98	22.89	22.94	22.51	25.91	24.59	21.60	20.17	18.14
FE.HUB	19.22	14.50	11.70	10.46	11.06	11.11	10.56	17.18	22.31	22.78	23.21	24.17	23.80	23.95	23.82	24.14	24.07	24.11	23.84	27.67	25.85	23.27	22.19	20.01
ILLINOIS.HUB	8.71	5.98	3.93	2.70	3.33	3.17	2.78	14.14	19.51	18.89	18.96	20.43	19.68	19.86	20.34	20.31	20.60	20.71	20.25	23.06	21.82	19.27	10.87	10.52
MICHIGAN.HUB	14.57	11.70	9.90	8.73	9.33	9.52	8.77	14.36	21.46	22.23	22.78	23.91	23.55	23.72	23.59	23.88	23.56	23.59	22.69	25.85	25.34	20.82	19.86	17.37
MINN.HUB	4.91	4.99	3.25	2.10	2.70	2.55	1.70	6.33	14.00	15.30	15.98	16.48	16.44	16.85	16.65	16.75	18.03	18.28	19.12	21.12	21.22	18.38	11.31	4.54
WPS	11.03	10.44	8.21	7.20	8.05	8.30	12.22	24.86	29.76	28.22	27.77	28.62	26.98	25.88	25.10	24.57	25.12	28.51	35.38	38.19	33.35	29.78	21.06	17.17
Cleared(GW)	40.7	40.7	40.3	39.8	40.5	40.7	40.2	42.8	48.4	50.7	52.5	53.4	53.3	53.7	53.9	54.3	54.7	54.7	54.6	57.8	56.6	53.2	47.5	4.4



Preliminary Real-Time Prices with Forecasted and Actual System Load

	HE1	HE2	HE3	HE4	HE5	HE6	HE7	HE8	HE9	HE10	HE11	HE12	HE13	HE14	HE15	HE16	HE17	HE18	HE19	HE20	HE21	HE22	HE23	HE24
CINERGY.HUB	31.03	25.60	15.74	15.05	14.07	16.19	15.47	35.19	14.94	20.96	37.03	17.46	28.91	17.28	25.67	14.74	26.11	22.21	18.81	59.02	26.98	19.60	18.17	17.09
FE.HUB	32.62	27.18	16.02	15.30	14.29	16.46	15.77	44.14	18.40	24.00	43.28	21.19	35.99	19.03	45.85	18.84	28.38	24.56	20.12	61.31	27.79	21.59	18.75	18.66
ILLINOIS.HUB	16.34	14.10	15.19	14.52	13.58	15.62	14.85	-11.67	14.97	15.07	12.35	16.37	5.53	11.82	3.76	14.74	9.71	16.32	18.16	56.69	25.96	19.07	20.48	17.11
MICHIGAN.HUB	33.79	28.48	15.94	15.22	14.23	16.40	15.71	50.20	16.24	23.51	45.28	19.01	37.24	19.18	38.89	16.23	28.65	24.47	19.39	60.16	27.48	20.52	18.60	19.98
MINN.HUB	14.55	12.85	14.71	14.10	13.28	15.23	14.42	-13.81	14.18	14.04	10.60	15.77	4.44	11.56	2.87	14.54	15.05	15.73	17.88	55.71	25.63	18.49	13.99	-2.59
WPS	17.16	16.65	19.73	20.02	17.91	19.02	18.10	-6.34	19.65	18.79	15.05	19.49	8.39	16.02	7.21	18.62	17.69	20.90	27.39	60.86	33.18	26.33	22.00	12.17
Forecasted(GW)	46.2	44.6	43.5	42.9	43.2	44.0	44.8	46.8	49.5	51.5	52.5	53.3	53.9	54.3	54.7	55.2	55.8	56.2	56.3	56.7	57.0	54.9	51.7	48.3
(RT) - (DA Load)	4.45	2.70	2.07	1.90	1.01	1.60	2.41	1.75	-0.85	-0.99	-1.24	-1.28	-0.72	-1.15	-1.19	-1.43	-1.31	-0.81	-0.77	-2.50	-0.06	0.76	2.93	43.04



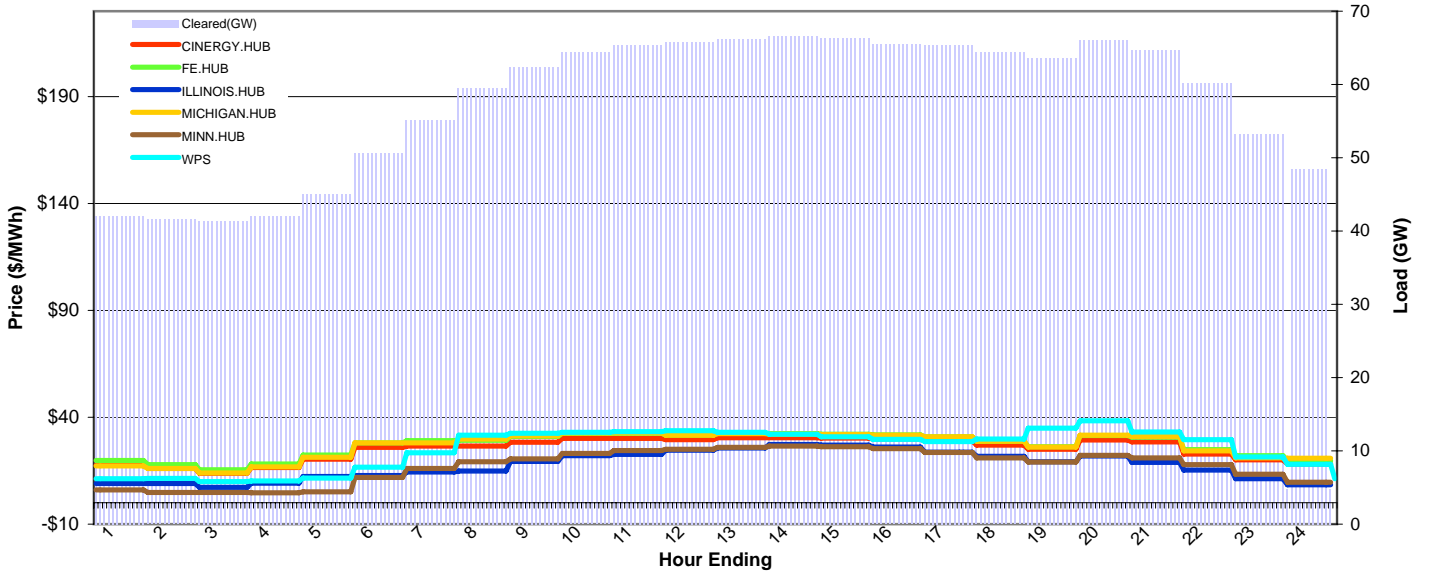
MISO Daily Report

Delivery Day: Monday, August 31, 2009

Price Color Codes: ≤0 ≥100 ≥200

Day-Ahead Prices and Cleared Load

	HE1	HE2	HE3	HE4	HE5	HE6	HE7	HE8	HE9	HE10	HE11	HE12	HE13	HE14	HE15	HE16	HE17	HE18	HE19	HE20	HE21	HE22	HE23	HE24
CINERGY.HUB	17.54	16.05	13.86	16.48	20.40	25.88	26.47	26.57	28.32	30.17	30.10	29.60	30.38	30.39	30.21	29.84	28.98	27.01	25.00	29.41	28.41	22.85	20.05	18.14
FE.HUB	19.75	17.80	15.43	18.14	22.32	28.03	29.14	29.29	30.95	32.49	32.51	31.67	32.45	32.30	32.13	31.81	30.89	28.80	26.30	31.51	30.70	24.86	22.05	19.63
ILLINOIS.HUB	9.04	8.96	7.27	9.20	12.26	12.82	14.36	14.85	19.28	21.98	22.61	24.60	25.58	27.29	26.94	26.07	23.62	21.70	19.27	21.88	18.96	15.29	11.24	8.49
MICHIGAN.HUB	17.19	16.04	14.01	16.87	21.24	28.01	27.97	29.83	31.26	32.64	32.67	31.67	32.43	32.11	31.97	31.62	30.82	28.74	26.03	31.68	31.02	24.26	21.01	20.79
MINN.HUB	5.98	4.77	4.84	4.72	5.16	11.84	15.98	19.13	20.55	23.12	24.50	24.97	25.91	26.60	26.26	25.39	23.61	21.06	19.05	22.22	21.04	17.86	13.43	9.58
WPS	11.19	11.37	9.93	10.26	11.57	16.70	23.33	31.59	32.49	32.97	33.27	33.68	32.97	32.10	30.93	29.67	28.61	29.88	34.87	38.33	33.11	29.49	21.37	18.00
Cleared(GW)	42.1	41.6	41.3	42.0	45.1	50.7	55.1	59.5	62.4	64.4	65.3	65.8	66.2	66.6	66.3	65.5	65.3	64.4	63.6	66.0	64.7	60.2	53.2	4.8



Preliminary Real-Time Prices with Forecasted and Actual System Load

	HE1	HE2	HE3	HE4	HE5	HE6	HE7	HE8	HE9	HE10	HE11	HE12	HE13	HE14	HE15	HE16	HE17	HE18	HE19	HE20	HE21	HE22	HE23	HE24
CINERGY.HUB	10.76	14.72	13.29	15.07	19.94	36.45	30.74	18.79	22.61	31.25	22.00	23.91	23.06	23.17	22.98	22.35	21.81	19.43	19.99	20.76	21.73	18.12	13.88	6.88
FE.HUB	10.97	14.98	13.51	15.34	24.10	40.41	31.61	19.43	36.42	51.28	23.07	25.07	24.18	24.21	23.98	23.26	22.63	20.11	20.73	21.79	22.78	18.74	14.28	7.06
ILLINOIS.HUB	10.38	14.21	12.81	14.45	-2.02	22.89	29.85	18.30	21.96	30.35	21.37	23.17	22.34	22.41	22.21	21.63	21.06	18.76	18.74	20.01	21.05	17.43	13.45	6.65
MICHIGAN.HUB	10.95	14.99	13.53	15.40	27.30	42.07	31.15	19.06	16.74	23.15	22.57	24.57	23.71	23.75	23.54	22.88	22.26	19.85	20.43	21.31	22.36	18.70	14.31	7.10
MINN.HUB	9.85	13.47	12.18	13.67	-4.45	20.69	28.57	17.64	21.47	30.20	31.93	39.82	36.19	38.35	36.78	27.49	23.56	19.02	18.77	19.98	21.18	17.22	12.81	6.17
WPS	15.60	18.89	18.17	20.05	2.48	21.62	28.84	23.65	24.83	30.86	34.37	37.30	38.75	93.88	76.01	27.34	26.68	23.70	27.75	35.20	29.83	25.32	19.33	13.88
Forecasted(GW)	45.7	44.5	43.8	44.2	46.1	50.3	54.5	57.5	60.2	62.4	63.9	65.0	65.8	66.0	66.1	66.0	65.7	64.8	63.8	64.1	64.3	60.8	56.0	51.6
(RT) - (DA Load)	3.16	2.56	2.27	1.88	0.71	-0.22	-0.27	-1.70	-2.01	-1.66	-1.40	-1.35	-1.36	-1.69	-1.80	-1.73	-2.11	-2.08	-2.24	-3.94	-1.97	-1.11	0.86	44.95

