

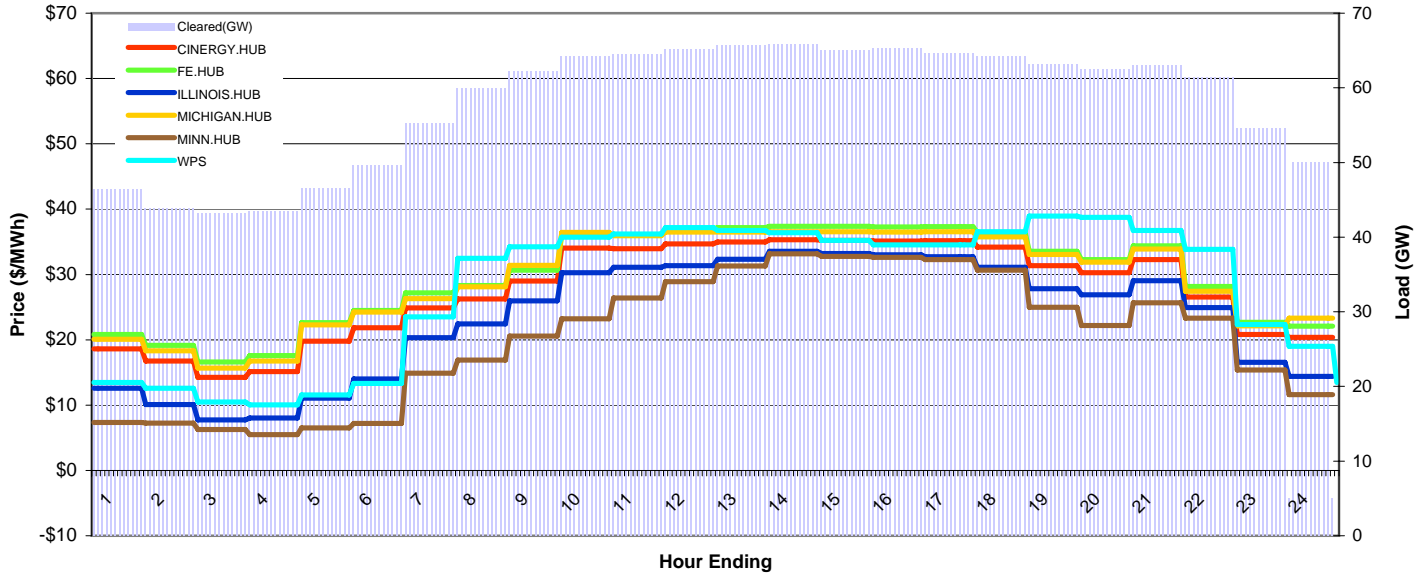
MISO Daily Report

Delivery Day: Wednesday, July 1, 2009

Price Color Codes: <=0 >=100 >=200

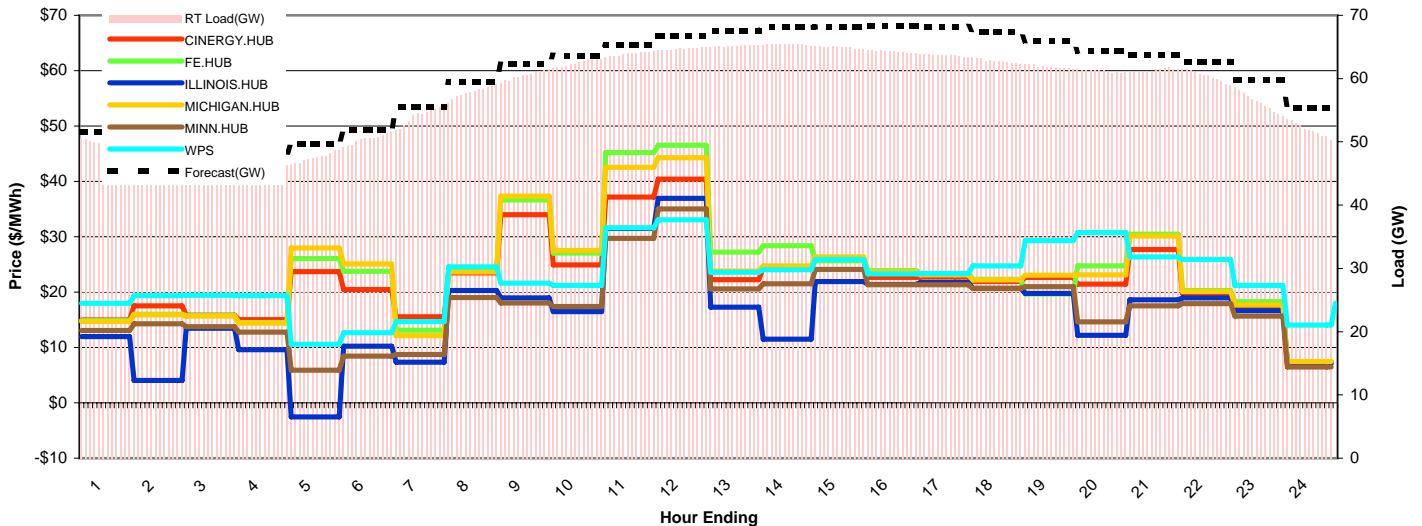
Day-Ahead Prices and Cleared Load

	HE1	HE2	HE3	HE4	HE5	HE6	HE7	HE8	HE9	HE10	HE11	HE12	HE13	HE14	HE15	HE16	HE17	HE18	HE19	HE20	HE21	HE22	HE23	HE24
CINERGY.HUB	18.63	16.77	14.26	15.13	19.77	21.82	24.90	26.26	29.02	34.04	33.95	34.66	34.96	35.33	35.24	35.14	35.15	34.18	31.37	30.26	32.26	26.56	20.82	20.36
FE.HUB	20.80	19.13	16.59	17.58	22.62	24.49	27.18	28.29	30.68	36.20	35.95	37.00	37.20	37.38	37.35	37.27	37.30	36.45	33.53	32.27	34.37	28.16	22.69	22.08
ILLINOIS.HUB	12.59	10.09	7.71	8.02	11.06	14.00	20.33	22.42	25.94	30.26	31.08	31.36	32.31	33.56	33.21	33.03	32.74	31.08	27.84	26.89	29.05	24.93	16.56	14.38
MICHIGAN.HUB	20.10	18.33	15.66	16.77	22.26	24.22	26.28	28.09	31.39	36.42	35.97	36.47	36.51	36.55	36.54	36.47	36.52	35.75	33.04	31.89	33.90	27.41	22.12	23.30
MINN.HUB	7.33	7.25	6.27	5.49	6.50	7.21	14.89	16.89	20.59	23.21	26.39	28.88	31.30	33.14	32.78	32.60	32.30	30.64	24.98	22.17	25.64	23.29	15.37	11.58
WPS	13.48	12.59	10.49	10.04	11.53	13.32	23.49	32.47	34.22	35.70	36.21	37.17	36.75	36.41	35.22	34.52	34.52	36.53	38.92	38.73	36.76	33.85	22.35	19.02
Cleared(GW)	46.3	43.8	43.2	43.4	46.5	49.6	55.2	60.0	62.2	64.2	64.5	65.1	65.7	65.8	65.0	65.3	64.6	64.2	63.1	62.5	63.0	61.4	54.6	5.0



Preliminary Real-Time Prices with Forecasted and Actual System Load

	HE1	HE2	HE3	HE4	HE5	HE6	HE7	HE8	HE9	HE10	HE11	HE12	HE13	HE14	HE15	HE16	HE17	HE18	HE19	HE20	HE21	HE22	HE23	HE24
CINERGY.HUB	14.97	17.52	15.84	15.02	23.69	20.47	15.53	23.46	33.98	24.92	37.19	40.43	22.28	24.33	25.95	22.67	22.72	21.88	22.66	21.46	27.67	19.77	17.31	7.37
FE.HUB	14.84	15.99	15.76	14.52	26.06	23.76	13.12	24.07	36.66	27.03	45.23	46.52	27.24	28.39	25.67	23.85	23.25	22.33	19.65	24.72	30.48	20.30	18.24	7.48
ILLINOIS.HUB	11.95	4.02	13.44	9.59	-2.55	10.22	7.36	20.30	18.98	16.49	31.50	36.91	17.30	11.49	21.92	21.39	21.72	20.71	19.74	12.20	18.63	18.96	16.66	7.08
MICHIGAN.HUB	14.70	15.87	15.64	14.42	27.99	25.09	12.12	23.66	37.36	27.51	42.56	44.29	23.83	24.72	26.36	23.66	23.15	22.22	23.09	23.11	30.14	20.14	17.68	7.45
MINN.HUB	13.07	14.27	13.73	12.76	5.91	8.42	8.70	19.01	18.03	17.38	29.72	35.05	20.59	21.49	24.12	21.35	21.33	20.65	21.01	14.65	17.51	17.94	15.67	6.49
WPS	17.95	19.35	19.41	19.36	10.60	12.69	14.68	24.57	21.60	21.19	31.61	33.06	23.59	24.02	25.92	23.31	23.33	24.75	29.31	30.78	26.34	25.92	21.22	14.02
Forecasted(GW)	51.6	49.5	48.3	48.2	49.7	51.9	55.4	59.5	62.4	63.6	65.3	66.6	67.5	68.1	68.2	68.4	68.2	67.4	66.0	64.4	63.7	62.7	59.8	55.4
(RT) - (DA Load)	3.14	3.67	3.17	2.68	1.09	0.87	-1.13	-2.06	-1.66	-1.72	-0.54	-0.42	-0.53	-0.37	-0.04	-0.98	-0.88	-1.42	-1.20	-1.28	-1.62	-1.01	1.70	46.97



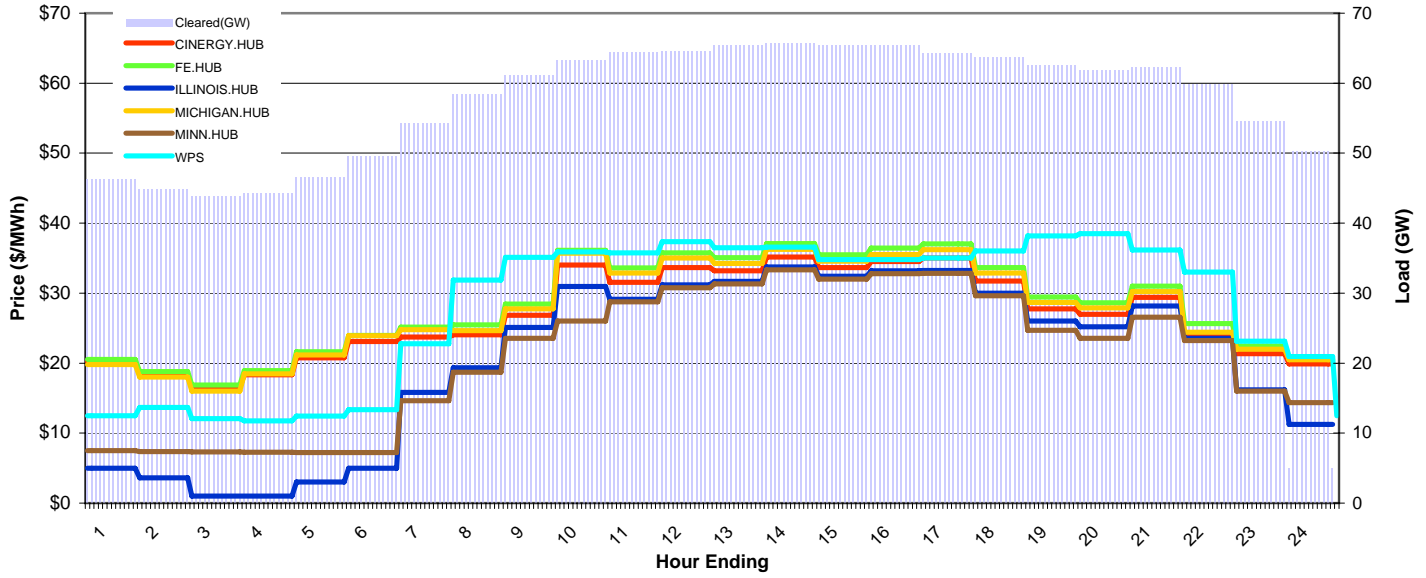
MISO Daily Report

Delivery Day: Thursday, July 2, 2009

Price Color Codes: ≤0 ≥100 ≥200

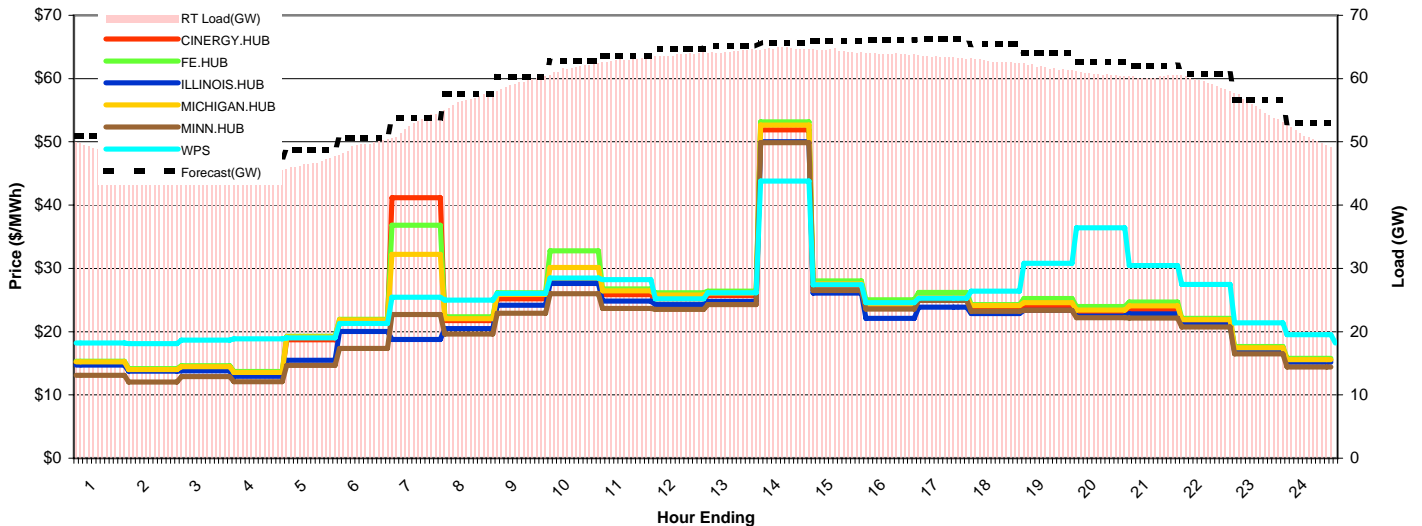
Day-Ahead Prices and Cleared Load

	HE1	HE2	HE3	HE4	HE5	HE6	HE7	HE8	HE9	HE10	HE11	HE12	HE13	HE14	HE15	HE16	HE17	HE18	HE19	HE20	HE21	HE22	HE23	HE24
CINERGY.HUB	20.23	18.44	16.55	18.34	20.74	23.08	23.72	24.06	26.82	34.02	31.57	33.64	33.18	35.15	33.63	34.52	35.01	31.75	27.76	26.97	29.39	24.24	21.33	19.90
FE.HUB	20.54	18.78	16.89	18.92	21.63	23.95	25.14	25.48	28.46	36.12	33.62	35.76	35.05	37.09	35.48	36.43	37.02	33.64	29.45	28.62	31.00	25.66	22.45	20.53
ILLINOIS.HUB	5.00	3.63	1.00	1.00	3.00	5.00	15.80	19.36	25.08	30.95	29.14	31.20	31.70	33.73	32.40	33.18	33.25	30.00	26.02	25.20	28.18	23.54	16.19	11.27
MICHIGAN.HUB	19.79	18.03	16.02	18.45	21.19	23.89	24.80	24.66	27.75	35.69	32.86	35.03	34.23	36.24	34.58	35.53	36.21	32.86	28.69	27.89	30.23	24.42	21.99	20.47
MINN.HUB	7.51	7.36	7.33	7.25	7.24	7.21	14.65	18.71	23.56	26.03	28.74	30.78	31.30	33.31	32.00	32.76	32.84	29.62	24.69	23.56	26.58	23.23	16.01	14.36
WPS	12.47	13.65	12.08	11.76	12.43	13.36	22.77	31.86	35.10	35.89	35.76	37.36	36.48	36.60	34.80	34.78	35.01	36.03	38.19	38.50	36.17	33.01	23.12	20.95
Cleared(GW)	46.3	44.8	43.8	44.2	46.6	49.5	54.3	58.4	61.1	63.3	64.4	64.6	65.4	65.7	65.4	65.4	64.2	63.6	62.6	61.9	62.3	59.9	54.5	5.0



Preliminary Real-Time Prices with Forecasted and Actual System Load

	HE1	HE2	HE3	HE4	HE5	HE6	HE7	HE8	HE9	HE10	HE11	HE12	HE13	HE14	HE15	HE16	HE17	HE18	HE19	HE20	HE21	HE22	HE23	HE24
CINERGY.HUB	15.12	13.98	14.43	13.51	18.70	21.41	41.16	21.76	25.17	28.28	25.86	25.19	25.69	51.90	27.22	23.97	24.91	23.84	24.09	23.08	23.46	21.66	17.31	15.54
FE.HUB	15.33	14.16	14.63	13.70	19.27	21.95	36.80	22.36	26.14	32.78	26.75	26.14	26.39	53.17	28.00	25.05	26.19	24.29	25.25	23.99	24.69	22.09	17.65	15.80
ILLINOIS.HUB	14.72	13.76	13.82	12.93	15.50	20.03	18.77	20.50	24.17	27.60	24.82	24.26	24.77	50.04	26.12	22.10	23.86	22.84	23.35	22.45	22.81	21.11	16.91	15.16
MICHIGAN.HUB	15.22	14.02	14.46	13.58	19.18	21.86	32.22	22.05	25.92	30.14	26.45	25.80	26.10	52.65	27.59	24.38	25.38	24.14	24.58	23.43	24.06	21.91	17.46	15.57
MINN.HUB	13.11	12.02	12.88	12.08	14.66	17.33	22.71	19.62	22.89	26.02	23.67	23.52	24.30	49.85	26.48	23.59	24.96	23.22	23.35	22.18	22.16	20.74	16.51	14.41
WPS	18.18	18.10	18.66	18.85	19.00	21.31	25.46	24.97	26.04	28.49	28.24	25.21	26.17	43.81	27.42	24.56	25.27	26.39	30.81	36.42	30.43	27.47	21.41	19.50
Forecasted(GW)	50.9	48.9	47.8	47.5	48.6	50.6	53.8	57.6	60.3	62.7	63.5	64.8	65.1	65.7	66.0	66.1	66.2	65.4	64.0	62.7	62.1	60.8	56.6	53.0
(RT) - (DA Load)	2.56	2.05	1.82	1.19	0.04	-0.14	-1.41	-1.81	-1.70	-1.68	-1.37	-0.81	-1.18	-0.92	-0.99	-1.58	-0.84	-0.95	-0.88	-1.19	-2.08	-0.57	0.82	45.73



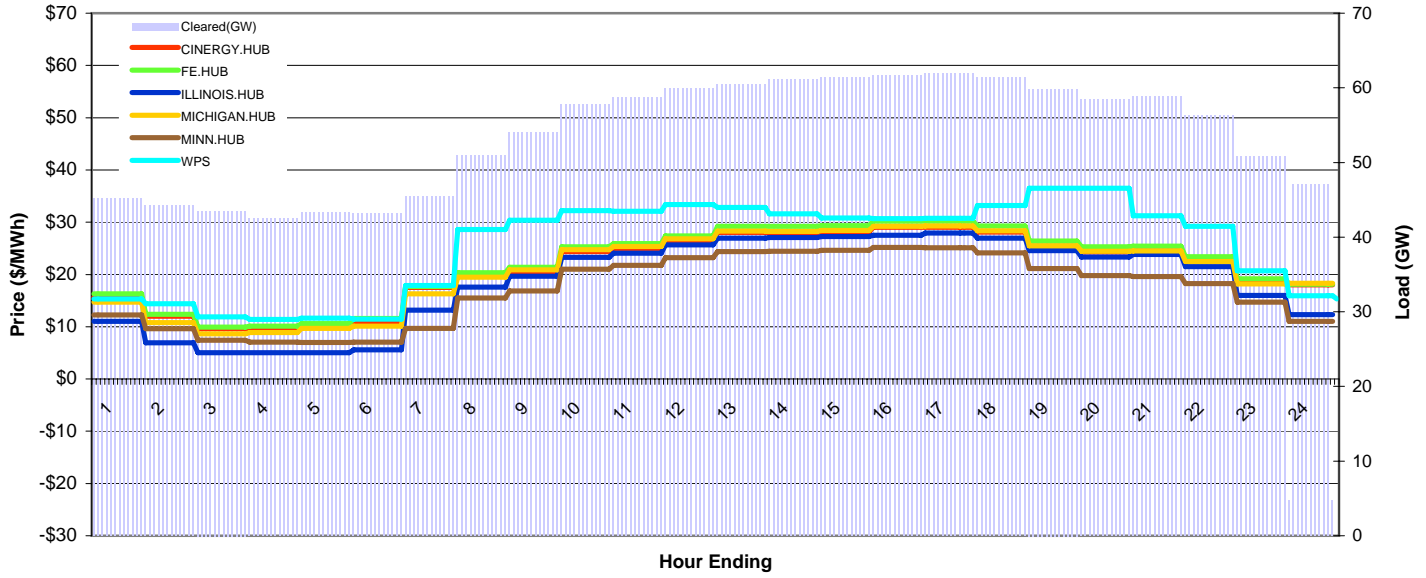
MISO Daily Report

Delivery Day: Friday, July 3, 2009

Price Color Codes: ≤0 ≥100 ≥200

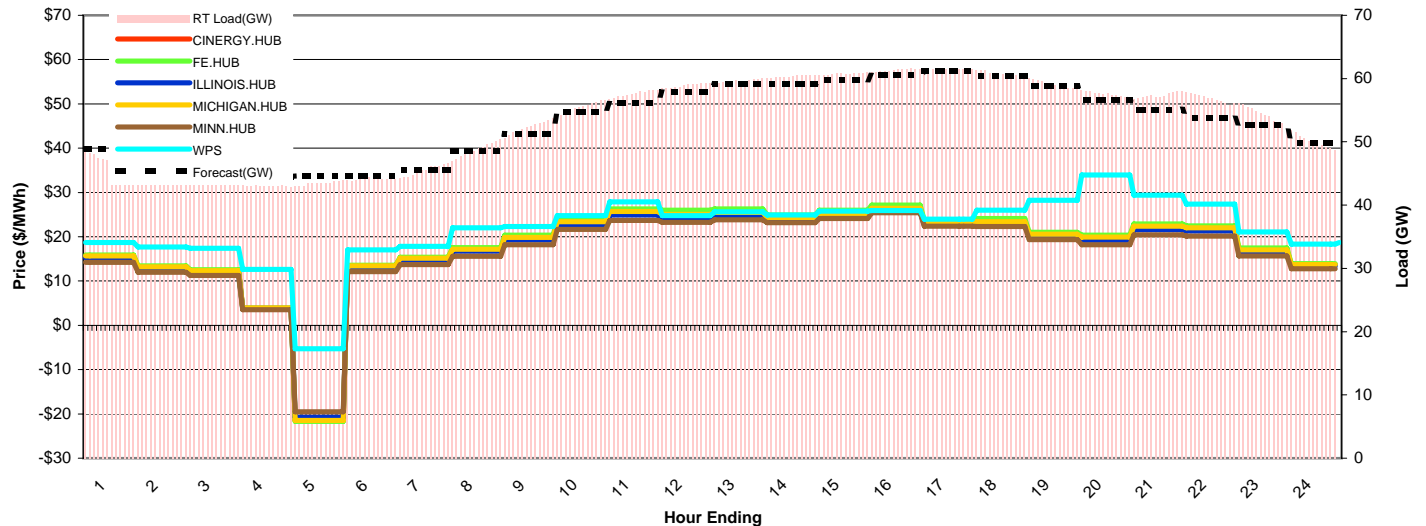
Day-Ahead Prices and Cleared Load

	HE1	HE2	HE3	HE4	HE5	HE6	HE7	HE8	HE9	HE10	HE11	HE12	HE13	HE14	HE15	HE16	HE17	HE18	HE19	HE20	HE21	HE22	HE23	HE24
CINERGY.HUB	15.67	12.02	9.61	9.64	10.09	10.92	17.50	19.70	20.60	24.35	25.00	26.41	28.04	28.02	28.17	29.03	29.06	28.12	25.42	24.32	24.52	22.49	18.56	18.00
FE.HUB	16.27	12.40	9.93	10.10	10.60	11.60	17.72	20.34	21.38	25.27	25.90	27.38	29.21	29.19	29.36	30.18	30.21	29.25	26.41	25.28	25.43	23.41	19.19	18.11
ILLINOIS.HUB	11.00	6.93	5.00	5.00	5.00	5.60	13.19	17.57	19.69	23.25	24.08	25.65	26.98	27.07	27.24	27.50	27.92	26.98	24.55	23.34	23.83	21.51	15.97	12.29
MICHIGAN.HUB	14.72	10.78	8.67	8.88	9.67	10.12	16.31	19.45	20.87	24.73	25.35	26.81	28.27	28.24	28.41	29.24	29.27	28.33	25.50	24.44	24.53	22.49	18.18	18.32
MINN.HUB	12.23	9.59	7.39	7.03	7.00	7.02	9.71	15.51	16.87	20.99	21.76	23.19	24.37	24.46	24.62	25.17	25.12	24.14	21.14	19.77	19.59	18.27	14.68	11.00
WPS	15.31	14.39	11.87	11.37	11.66	11.48	17.90	28.60	30.35	32.20	32.12	33.38	32.82	31.58	30.81	30.66	30.77	33.21	36.52	36.51	31.23	29.22	20.72	15.91
Cleared(GW)	45.2	44.2	43.5	42.5	43.3	43.2	45.5	51.0	54.0	57.8	58.7	59.9	60.5	61.1	61.4	61.7	61.9	61.4	59.8	58.4	58.8	56.3	50.8	4.7



Preliminary Real-Time Prices with Forecasted and Actual System Load

	HE1	HE2	HE3	HE4	HE5	HE6	HE7	HE8	HE9	HE10	HE11	HE12	HE13	HE14	HE15	HE16	HE17	HE18	HE19	HE20	HE21	HE22	HE23	HE24
CINERGY.HUB	15.60	13.20	12.36	3.87	-21.44	13.38	15.14	17.24	19.85	23.40	25.63	24.82	25.16	24.34	25.14	26.31	23.23	23.31	20.52	19.84	22.29	21.93	16.97	13.69
FE.HUB	15.91	13.40	12.53	3.92	-21.70	13.59	15.40	17.53	20.33	23.86	26.27	25.98	26.27	24.93	26.02	27.15	23.72	24.13	21.03	20.33	22.90	22.48	17.44	13.90
ILLINOIS.HUB	15.21	12.84	12.01	3.75	-20.78	12.99	14.72	16.74	19.27	22.71	24.90	24.24	24.61	23.76	24.61	25.55	22.65	22.74	19.93	19.19	21.59	21.27	16.52	13.36
MICHIGAN.HUB	15.63	13.24	12.37	3.87	-21.47	13.39	15.13	17.20	19.88	23.43	25.69	25.08	25.50	24.37	25.26	26.45	23.27	23.42	20.58	19.91	22.37	22.01	17.02	13.72
MINN.HUB	14.22	11.99	11.25	3.50	-19.54	12.16	13.71	15.58	18.19	21.63	23.67	23.23	23.80	23.19	24.09	25.41	22.35	22.32	19.33	18.22	20.42	20.16	15.68	12.81
WPS	18.69	17.71	17.40	12.62	-5.31	17.04	17.85	22.01	22.31	24.75	27.86	24.75	25.62	24.88	25.78	25.95	23.97	26.00	28.24	33.98	29.38	27.35	21.09	18.33
Forecasted(GW)	48.9	46.7	45.3	44.5	44.6	44.7	45.6	48.5	51.3	54.7	56.1	57.9	59.1	59.2	59.8	60.7	61.2	60.4	58.8	56.7	55.1	53.8	52.6	49.9
(RT) - (DA Load)	1.92	0.72	0.23	0.58	0.14	0.94	0.03	-2.20	-1.64	-2.29	-1.10	-0.95	-0.76	-0.80	-0.64	-0.31	-0.42	-0.60	-0.68	-0.83	-1.44	0.61	3.54	45.39



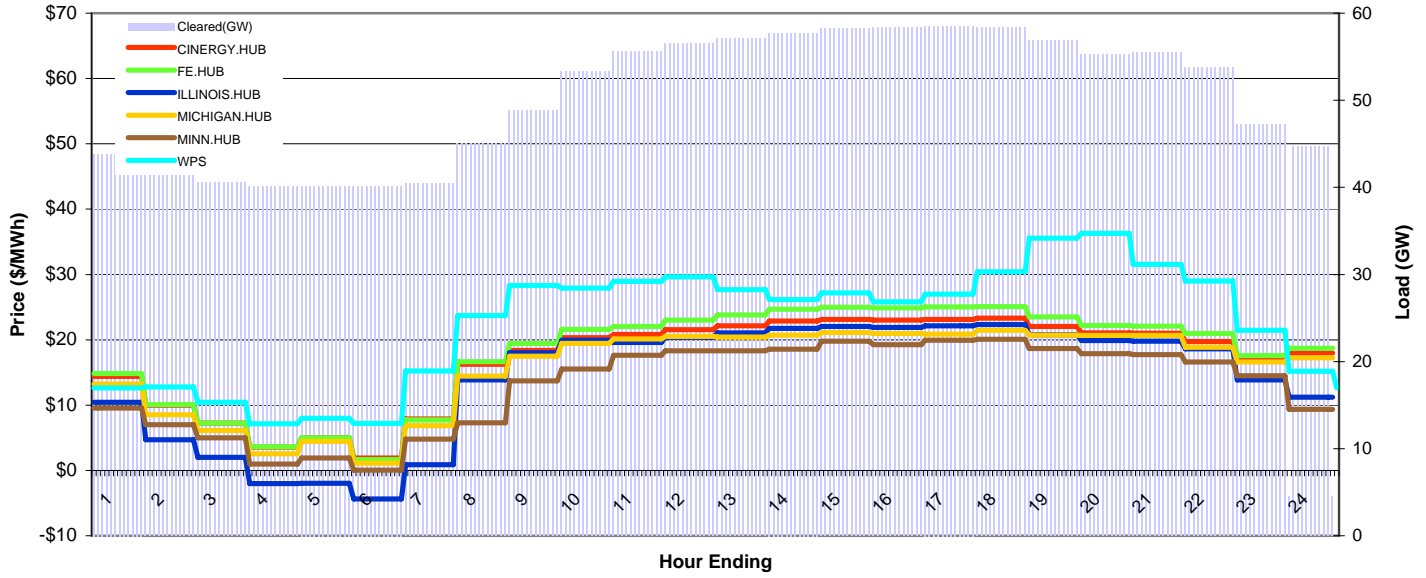
MISO Daily Report

Delivery Day: Saturday, July 4, 2009

Price Color Codes: ≤0 ≥100 ≥200

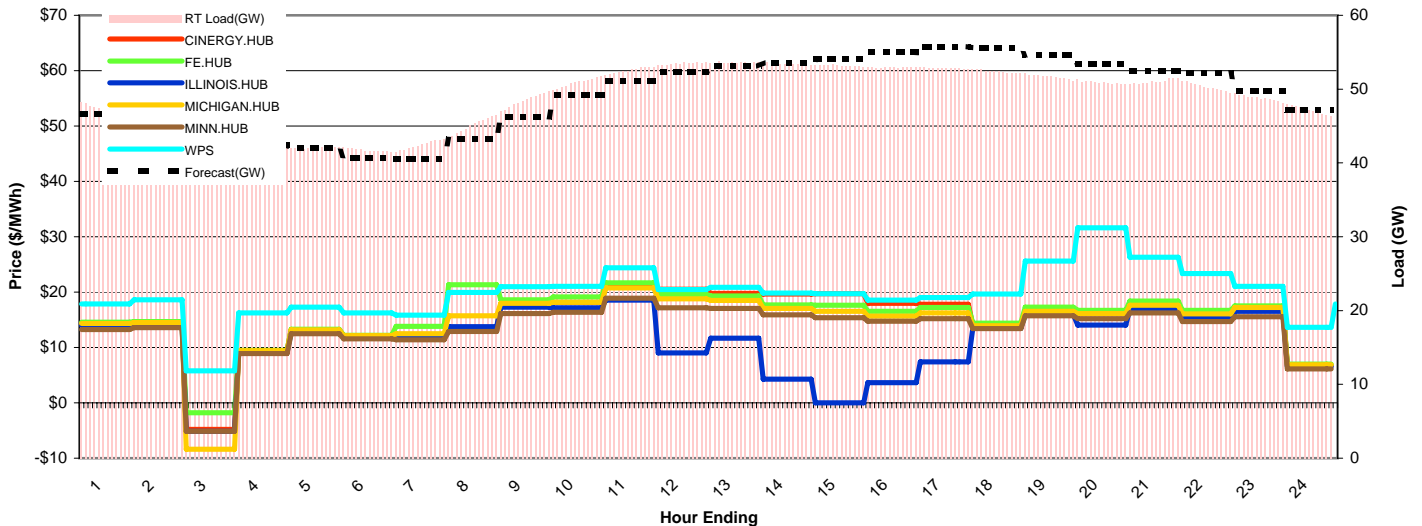
Day-Ahead Prices and Cleared Load

	HE1	HE2	HE3	HE4	HE5	HE6	HE7	HE8	HE9	HE10	HE11	HE12	HE13	HE14	HE15	HE16	HE17	HE18	HE19	HE20	HE21	HE22	HE23	HE24
CINERGY.HUB	14.38	10.00	7.23	3.58	5.00	1.92	7.90	16.24	18.36	20.32	20.81	21.55	22.12	22.86	23.13	23.00	23.13	23.29	22.03	21.08	20.99	19.72	17.20	17.97
FE.HUB	14.83	10.09	7.23	3.64	5.00	1.85	7.74	16.64	19.46	21.58	22.05	23.03	23.79	24.70	24.99	24.90	25.01	25.06	23.50	22.21	22.10	20.95	17.56	18.69
ILLINOIS.HUB	10.43	4.70	2.00	-2.00	-1.99	-4.38	0.88	13.87	18.00	19.94	19.59	20.35	21.05	21.75	22.03	21.91	22.15	22.34	20.78	19.88	19.77	18.61	13.84	11.20
MICHIGAN.HUB	13.23	8.51	6.11	2.54	4.44	1.10	6.85	14.43	17.46	19.45	20.15	20.53	20.41	20.74	21.09	20.95	20.85	21.45	20.72	20.65	20.67	18.84	16.60	17.26
MINN.HUB	9.54	7.00	5.00	0.99	1.88	0.06	4.78	7.31	13.72	15.54	17.64	18.31	18.32	18.56	19.81	19.27	19.91	20.09	18.67	17.89	17.75	16.61	14.49	9.34
WPS	12.65	12.78	10.41	7.12	7.98	7.21	15.24	23.72	28.30	27.93	28.96	29.63	27.67	26.17	27.17	25.82	26.96	30.41	35.58	36.29	31.54	29.01	21.46	15.17
Cleared(GW)	43.8	41.6	40.5	40.1	40.2	40.2	40.4	45.0	48.8	53.3	55.6	56.5	57.1	57.7	58.2	58.3	58.5	58.3	56.9	55.3	55.5	53.8	47.2	4.5



Preliminary Real-Time Prices with Forecasted and Actual System Load

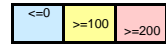
	HE1	HE2	HE3	HE4	HE5	HE6	HE7	HE8	HE9	HE10	HE11	HE12	HE13	HE14	HE15	HE16	HE17	HE18	HE19	HE20	HE21	HE22	HE23	HE24
CINERGY.HUB	14.37	14.51	-4.78	9.38	13.17	12.11	11.85	13.01	17.88	18.13	20.91	20.54	19.76	19.66	19.69	17.95	17.79	14.04	16.62	16.55	17.61	15.94	17.20	6.78
FE.HUB	14.57	14.71	-1.77	9.48	13.30	12.21	13.81	21.31	18.63	19.13	21.66	19.57	19.28	17.66	17.61	16.54	17.21	14.40	17.27	16.72	18.36	16.70	17.50	7.01
ILLINOIS.HUB	13.99	14.10	-5.13	9.10	12.78	11.76	11.73	13.73	17.28	17.17	18.53	9.01	11.65	4.25	0.00	3.64	7.42	13.47	15.96	14.04	16.96	15.40	16.55	6.56
MICHIGAN.HUB	14.33	14.49	-8.38	9.43	13.20	12.11	12.46	15.73	17.99	18.16	20.77	18.78	18.50	17.06	16.55	15.65	16.22	13.94	16.55	16.15	17.63	16.06	17.21	6.85
MINN.HUB	13.21	13.58	-5.16	8.93	12.50	11.54	11.41	12.91	16.11	16.36	18.89	17.14	17.04	15.91	15.36	14.76	15.21	13.40	15.73	15.22	16.25	14.66	15.55	6.11
WPS	17.83	18.61	5.81	16.26	17.26	16.25	15.84	19.95	20.96	21.05	24.41	20.48	20.89	19.83	19.73	18.55	19.04	19.68	25.61	31.63	26.27	23.34	21.01	13.67
Forecasted(GW)	46.7	44.9	43.4	42.4	42.0	40.7	40.5	43.2	46.2	49.2	51.1	52.3	53.1	53.6	54.0	55.0	55.7	55.6	54.7	53.4	52.5	52.2	49.7	47.1
(RT) - (DA Load)	3.27	3.07	2.60	2.15	1.92	1.59	1.99	0.08	-0.34	-2.36	-2.99	-3.03	-3.45	-4.26	-4.99	-5.34	-5.72	-5.89	-5.17	-4.36	-4.43	-3.42	1.68	42.73



MISO Daily Report

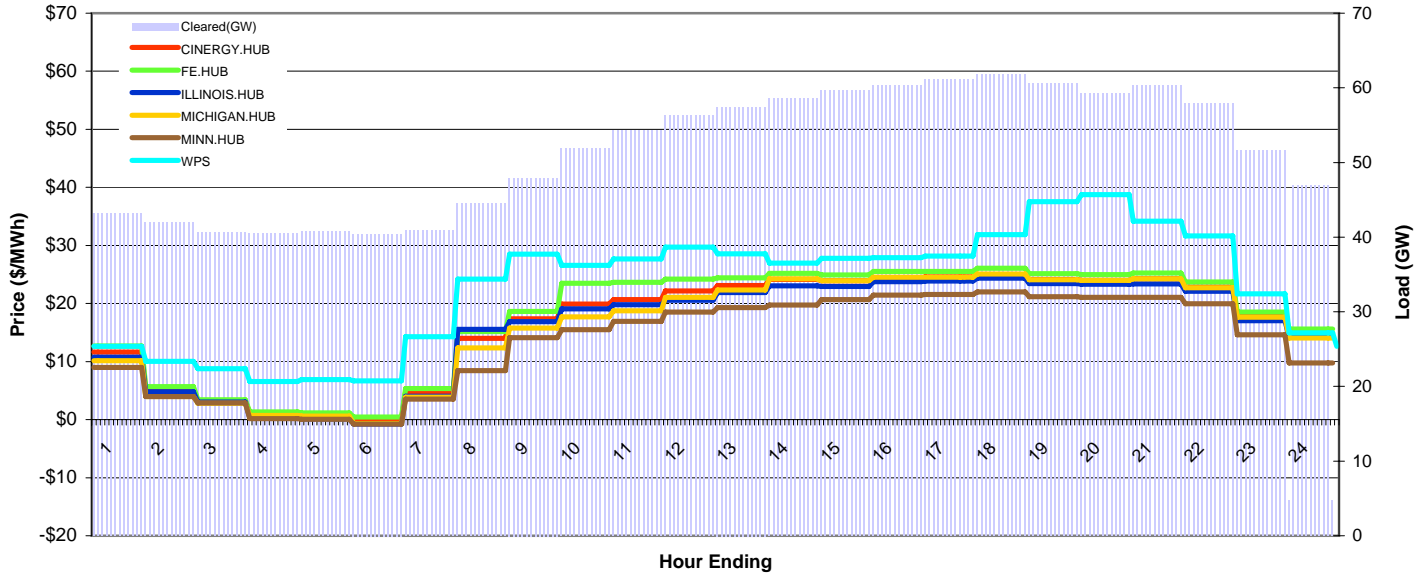
Delivery Day: Sunday, July 5, 2009

Price Color Codes:



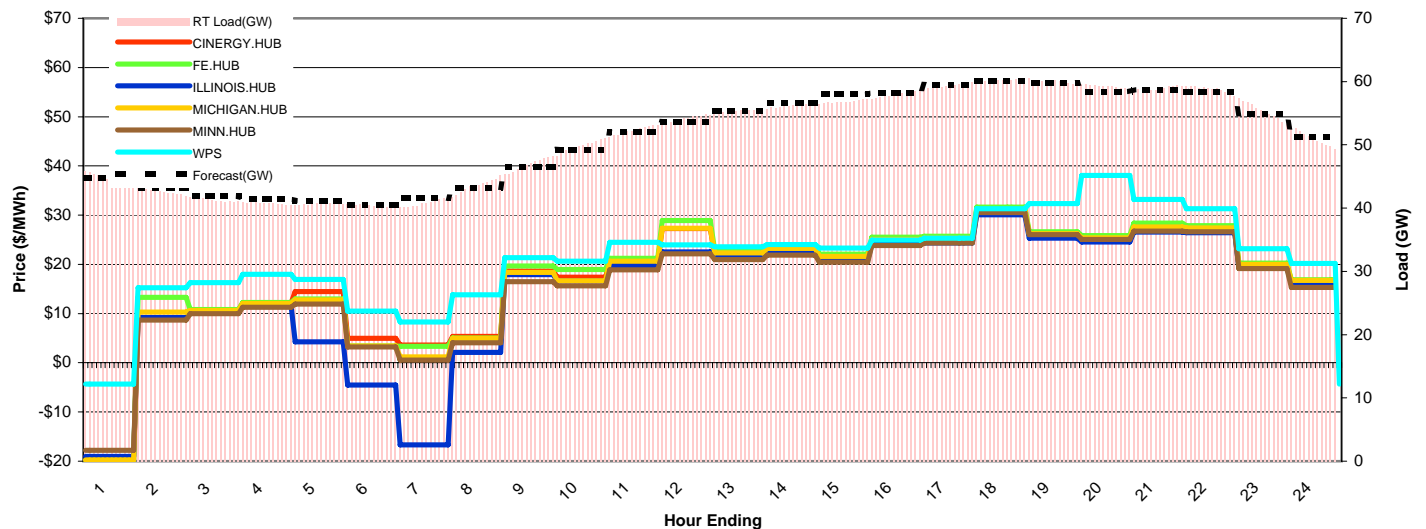
Day-Ahead Prices and Cleared Load

	HE1	HE2	HE3	HE4	HE5	HE6	HE7	HE8	HE9	HE10	HE11	HE12	HE13	HE14	HE15	HE16	HE17	HE18	HE19	HE20	HE21	HE22	HE23	HE24
CINERGY.HUB	11.66	5.12	3.19	1.00	0.85	0.00	4.72	14.03	17.37	19.91	20.67	22.18	23.12	24.14	23.91	24.44	24.58	24.99	24.13	24.00	24.27	22.81	17.88	14.89
FE.HUB	12.68	5.70	3.43	1.33	1.18	0.46	5.36	15.17	18.64	23.48	23.64	24.19	24.44	25.17	24.93	25.52	25.55	26.08	25.12	24.95	25.26	23.73	18.55	15.62
ILLINOIS.HUB	10.77	4.80	3.04	0.27	0.13	-0.74	4.02	15.57	16.89	19.07	19.78	20.58	21.87	23.04	22.91	23.76	23.85	24.35	23.45	23.31	23.35	22.13	17.02	14.24
MICHIGAN.HUB	10.15	3.97	2.80	0.75	0.60	-0.67	3.89	12.36	15.78	17.68	18.75	21.08	22.33	24.26	23.95	24.52	24.54	25.07	24.11	23.99	24.23	22.72	17.64	14.08
MINN.HUB	9.00	3.97	2.85	0.19	0.06	-0.79	3.54	8.46	14.09	15.52	16.93	18.51	19.29	19.72	20.67	21.45	21.54	21.99	21.16	21.04	21.05	19.97	14.63	9.76
WPS	12.63	10.03	8.75	6.57	6.87	6.66	14.26	24.19	28.47	26.55	27.65	29.74	28.58	26.96	27.80	27.87	28.19	31.84	37.52	38.74	34.19	31.66	21.66	14.96
Cleared(GW)	43.2	41.9	40.6	40.5	40.7	40.4	40.9	44.5	47.9	51.8	54.3	56.3	57.4	58.5	59.6	60.4	61.2	61.8	60.5	59.2	60.3	57.9	51.6	4.7



Preliminary Real-Time Prices with Forecasted and Actual System Load

	HE1	HE2	HE3	HE4	HE5	HE6	HE7	HE8	HE9	HE10	HE11	HE12	HE13	HE14	HE15	HE16	HE17	HE18	HE19	HE20	HE21	HE22	HE23	HE24
CINERGY.HUB	-19.79	9.03	10.72	12.14	14.47	4.94	3.61	5.39	18.61	17.41	20.49	27.28	22.25	23.16	21.55	24.91	25.09	30.90	26.02	25.15	27.26	27.09	19.79	16.84
FE.HUB	-19.79	13.28	10.82	12.26	12.97	3.44	3.34	5.03	19.64	18.94	21.21	28.92	22.79	23.71	22.07	25.51	25.70	31.66	26.62	25.85	28.36	27.86	20.27	16.85
ILLINOIS.HUB	-19.03	9.18	10.32	11.67	4.28	-4.55	-16.68	2.10	17.88	16.69	19.73	22.55	21.46	22.36	20.82	24.12	24.38	30.06	25.35	24.52	26.55	26.43	19.35	16.17
MICHIGAN.HUB	-19.73	10.33	10.65	12.09	12.80	3.40	1.22	4.94	18.34	16.68	20.63	27.33	22.34	23.27	21.64	25.09	25.35	31.14	26.25	25.41	27.63	27.43	20.02	16.76
MINN.HUB	-17.79	8.66	9.97	11.30	11.96	3.20	0.54	4.09	16.51	15.64	18.89	22.15	21.00	21.91	20.47	23.85	24.38	30.54	26.01	25.06	26.73	26.65	19.14	15.33
WPS	-4.33	15.21	16.29	17.97	16.93	10.53	8.28	13.82	21.35	20.66	24.45	23.94	23.60	24.02	23.28	24.91	25.30	31.33	32.35	38.08	33.20	31.31	23.21	20.19
Forecasted(GW)	44.7	43.1	41.9	41.5	41.2	40.5	41.5	43.2	46.5	49.3	52.0	53.7	55.4	56.7	58.0	58.3	59.5	60.1	59.7	58.4	58.7	58.4	54.9	51.2
(RT) - (DA Load)	1.46	0.69	0.70	0.32	-0.06	0.01	-0.11	-0.90	-1.03	-1.95	-2.01	-2.13	-2.09	-2.36	-2.79	-2.35	-1.84	-1.63	-0.46	0.03	-1.36	0.92	3.80	46.41



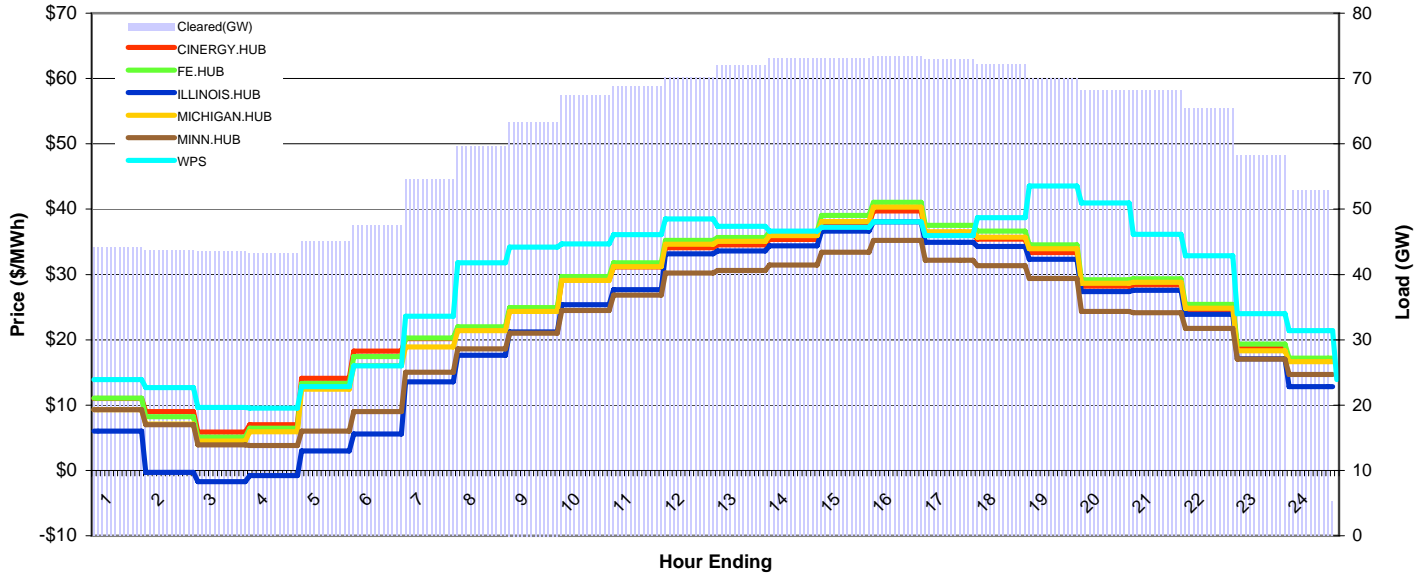
MISO Daily Report

Delivery Day: Monday, July 6, 2009

Price Color Codes: <=0 >=100 >=200

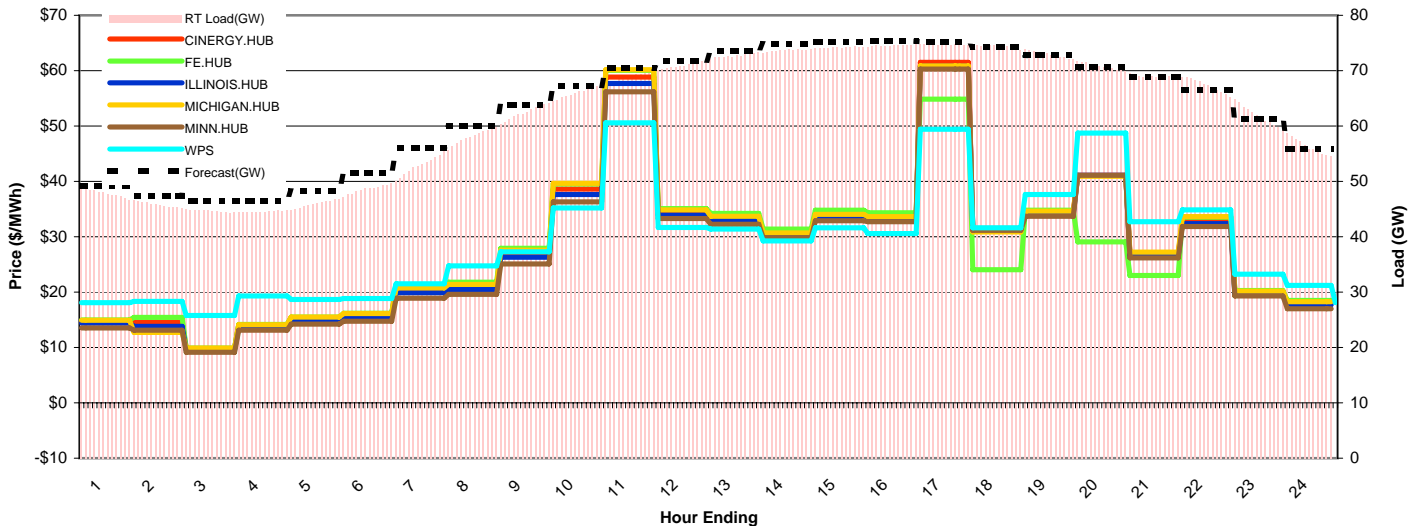
Day-Ahead Prices and Cleared Load

	HE1	HE2	HE3	HE4	HE5	HE6	HE7	HE8	HE9	HE10	HE11	HE12	HE13	HE14	HE15	HE16	HE17	HE18	HE19	HE20	HE21	HE22	HE23	HE24
CINERGY.HUB	11.00	9.02	5.88	6.98	14.08	18.25	20.18	21.75	24.47	29.17	31.15	34.10	34.54	35.38	37.72	39.72	36.24	35.41	33.38	28.23	28.41	24.58	18.80	16.99
FE.HUB	11.05	8.21	5.11	6.44	13.31	17.43	20.29	21.99	24.92	29.67	31.78	35.22	35.67	36.54	39.04	41.03	37.52	36.66	34.51	29.20	29.35	25.43	19.33	17.21
ILLINOIS.HUB	6.03	-0.31	-1.72	-0.81	3.00	5.60	13.58	17.62	21.21	25.35	27.68	33.16	33.59	34.40	36.64	38.08	34.90	34.30	32.31	27.37	27.58	23.88	17.07	12.84
MICHIGAN.HUB	9.30	7.09	4.50	5.93	12.46	16.05	18.91	21.38	24.32	29.11	31.19	34.65	35.09	35.95	38.11	40.33	36.54	35.73	33.95	28.64	28.80	24.84	18.33	16.66
MINN.HUB	9.29	6.98	3.89	3.82	6.00	9.02	15.03	18.63	21.03	24.51	26.85	30.21	30.62	31.43	33.42	35.20	32.16	31.35	29.37	24.32	24.14	21.74	17.06	14.69
WPS	13.92	12.67	9.64	9.54	12.82	16.01	23.61	31.80	34.20	34.66	36.12	38.51	37.38	36.62	37.25	38.05	35.95	38.72	43.57	40.97	36.14	32.88	23.98	21.43
Cleared(GW)	44.2	43.7	43.5	43.2	45.1	47.5	54.5	59.6	63.3	67.4	68.7	70.2	72.0	73.1	73.1	73.3	73.0	72.2	70.0	68.2	68.2	65.3	58.2	5.3



Preliminary Real-Time Prices with Forecasted and Actual System Load

	HE1	HE2	HE3	HE4	HE5	HE6	HE7	HE8	HE9	HE10	HE11	HE12	HE13	HE14	HE15	HE16	HE17	HE18	HE19	HE20	HE21	HE22	HE23	HE24
CINERGY.HUB	14.76	14.59	9.80	14.03	15.38	16.05	20.60	21.12	27.10	38.63	58.83	34.48	33.61	30.79	34.13	33.69	61.52	31.52	34.53	41.08	26.90	32.96	19.90	18.08
FE.HUB	14.97	15.44	9.91	14.17	15.52	16.21	20.99	21.79	27.91	39.52	60.08	35.09	34.23	31.38	34.78	34.32	54.87	24.07	34.82	29.05	23.01	33.54	20.29	18.48
ILLINOIS.HUB	14.39	13.82	9.53	13.63	14.92	15.52	19.90	20.47	26.28	37.64	57.71	33.91	33.00	30.25	33.48	33.08	60.83	31.46	34.02	41.11	26.61	32.38	19.54	17.66
MICHIGAN.HUB	14.94	12.74	9.88	14.11	15.48	16.15	20.74	21.38	27.57	39.65	60.18	34.84	33.69	30.68	34.04	33.63	60.84	30.87	34.63	40.90	27.21	33.64	20.18	18.28
MINN.HUB	13.54	13.15	9.15	13.10	14.24	14.74	18.89	19.58	25.06	36.28	56.20	33.32	32.25	29.85	32.89	32.69	60.31	31.15	33.71	41.10	26.19	31.85	19.32	16.98
WPS	18.09	18.34	15.76	19.31	18.69	18.82	21.48	24.73	27.26	35.19	50.60	31.65	31.41	29.26	31.60	30.57	49.43	31.60	37.62	48.73	32.69	34.86	23.26	21.22
Forecasted(GW)	49.2	47.4	46.5	46.5	48.3	51.5	56.0	60.0	63.7	67.3	70.4	71.7	73.6	74.8	75.1	75.3	75.2	74.3	72.8	70.6	68.9	66.5	61.2	55.9
(RT) - (DA Load)	3.67	2.18	1.22	1.34	0.85	1.07	-1.64	-1.49	-0.84	-1.37	0.19	0.75	0.73	0.58	1.07	1.24	1.74	2.23	2.93	2.63	0.86	2.06	3.66	51.05



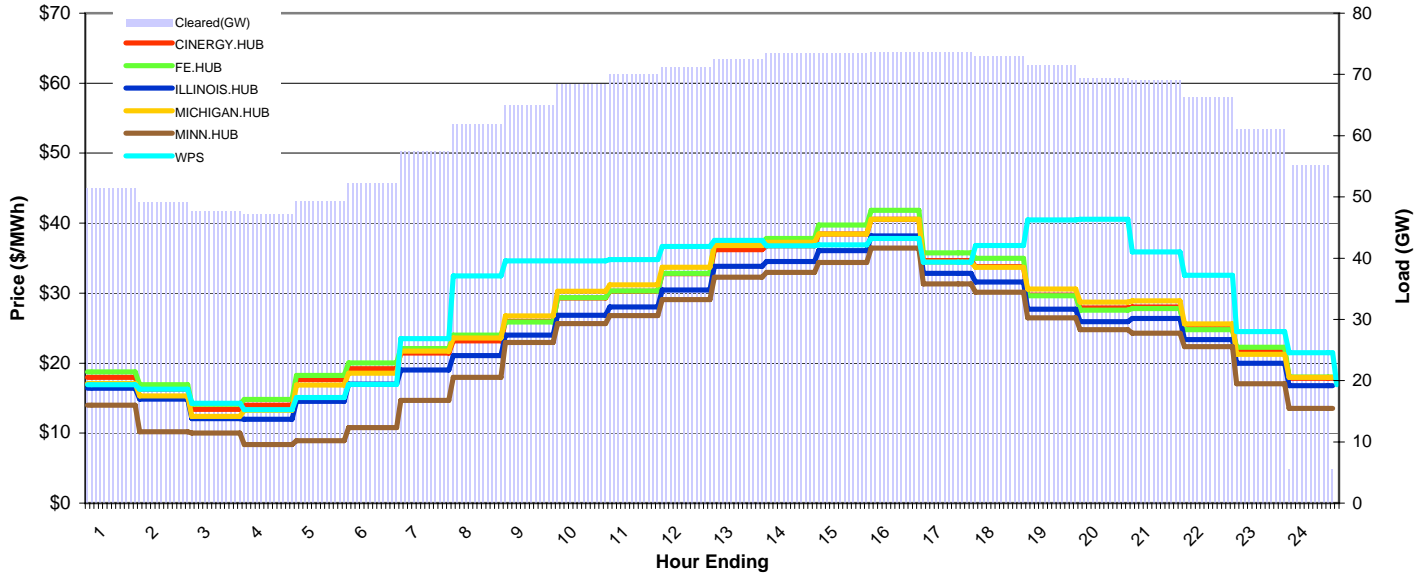
MISO Daily Report

Delivery Day: Tuesday, July 7, 2009

Price Color Codes: <=0 >=100 >=200

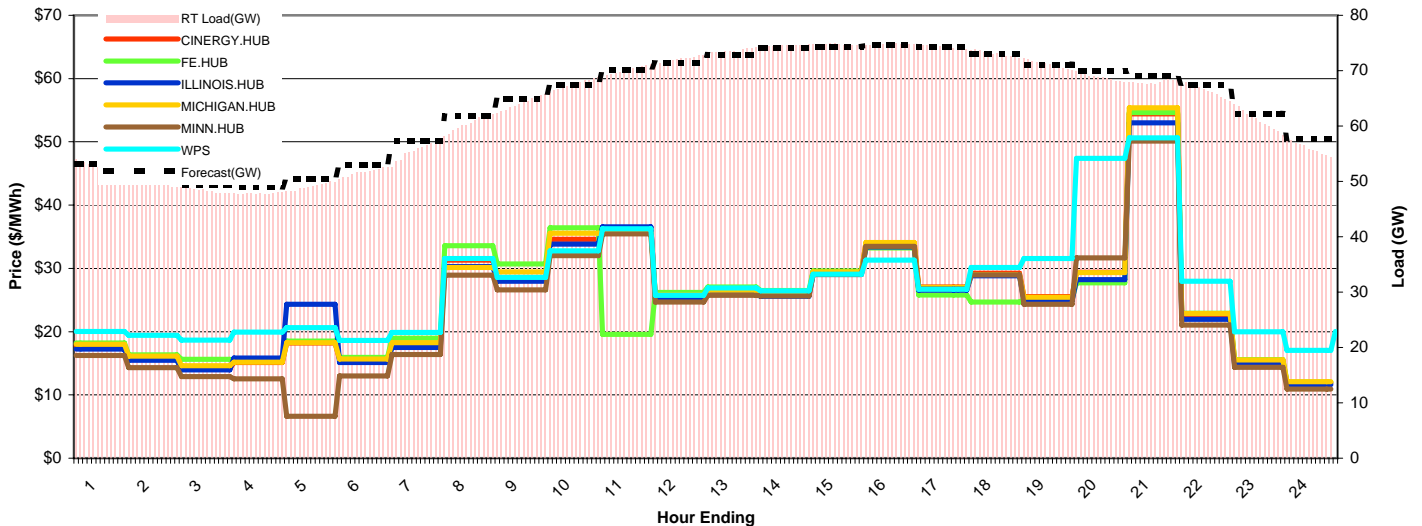
Day-Ahead Prices and Cleared Load

	HE1	HE2	HE3	HE4	HE5	HE6	HE7	HE8	HE9	HE10	HE11	HE12	HE13	HE14	HE15	HE16	HE17	HE18	HE19	HE20	HE21	HE22	HE23	HE24
CINERGY.HUB	17.97	16.29	13.38	13.99	17.65	19.22	21.43	23.19	25.97	29.32	30.28	32.76	36.23	36.75	38.44	40.54	34.64	33.78	29.73	27.90	28.03	24.93	21.67	17.81
FE.HUB	18.75	16.90	14.11	14.81	18.26	20.03	22.07	23.99	25.87	29.34	30.30	32.83	37.30	37.79	39.72	41.84	35.76	34.98	29.62	27.57	27.79	24.77	22.27	18.02
ILLINOIS.HUB	16.40	14.85	12.05	11.98	14.53	17.00	19.03	21.08	24.01	26.84	28.02	30.45	33.82	34.51	36.08	38.18	32.85	31.61	27.69	25.94	26.40	23.37	19.96	16.80
MICHIGAN.HUB	17.09	15.31	12.41	13.24	16.85	18.57	21.74	23.61	26.75	30.28	31.18	33.70	36.81	37.28	38.45	40.57	34.44	33.69	30.57	28.70	28.89	25.59	21.25	17.97
MINN.HUB	14.01	10.19	10.00	8.35	8.93	10.78	14.68	17.97	22.94	25.63	26.78	29.10	32.29	32.96	34.40	36.42	31.33	30.11	26.46	24.79	24.26	22.35	17.06	13.55
WPS	16.91	16.29	14.26	13.37	15.09	16.96	23.50	32.45	34.59	34.63	34.82	36.65	37.55	36.74	36.88	37.79	34.44	36.81	40.45	40.55	35.89	32.57	24.49	21.47
Cleared(GW)	51.4	49.1	47.6	47.1	49.3	52.2	57.4	61.8	65.0	68.3	70.0	71.2	72.5	73.5	73.4	73.6	73.0	71.5	69.3	69.1	66.3	61.1	5.5	



Preliminary Real-Time Prices with Forecasted and Actual System Load

	HE1	HE2	HE3	HE4	HE5	HE6	HE7	HE8	HE9	HE10	HE11	HE12	HE13	HE14	HE15	HE16	HE17	HE18	HE19	HE20	HE21	HE22	HE23	HE24
CINERGY.HUB	17.80	15.99	14.16	15.12	18.19	15.63	17.97	31.31	28.38	34.58	36.41	25.61	26.47	25.96	29.49	34.00	27.07	29.25	25.53	29.39	54.40	22.58	15.33	11.89
FE.HUB	18.23	16.36	15.65	15.39	18.49	15.92	18.95	33.60	30.72	36.43	19.55	26.22	27.06	26.50	29.58	33.22	25.78	24.70	25.07	27.74	54.61	22.89	15.59	12.06
ILLINOIS.HUB	17.26	15.49	13.96	15.81	24.35	15.10	17.51	30.30	27.95	33.86	36.57	25.18	26.02	25.57	29.05	33.39	26.57	28.81	24.85	28.20	53.02	21.96	14.89	11.63
MICHIGAN.HUB	17.99	16.12	14.64	15.18	18.27	15.67	18.24	30.14	29.45	35.57	35.66	25.82	26.55	25.91	29.42	34.09	27.00	29.04	25.46	29.31	55.39	22.86	15.54	12.07
MINN.HUB	16.23	14.30	12.89	12.52	6.63	12.98	16.41	28.93	26.61	32.02	35.44	24.68	25.75	25.64	29.04	33.47	26.75	28.96	24.34	31.68	50.13	21.06	14.35	10.93
WPS	20.01	19.43	18.69	19.94	20.66	18.60	19.87	31.55	28.58	32.76	36.25	25.77	26.88	26.45	29.09	31.31	26.69	30.15	31.56	47.41	50.65	27.96	19.95	17.04
Forecasted(GW)	53.2	50.8	49.3	49.0	50.4	53.0	57.2	61.8	64.9	67.5	70.2	71.3	72.9	74.0	74.3	74.5	74.2	73.0	71.1	69.9	69.0	67.4	62.3	57.7
(RT) - (DA Load)	1.07	0.65	0.68	0.69	-0.26	-0.63	-1.94	-1.45	-0.87	-0.74	0.14	0.83	1.06	1.02	1.27	1.16	0.63	0.12	-0.40	-0.49	-1.12	0.17	0.06	50.52



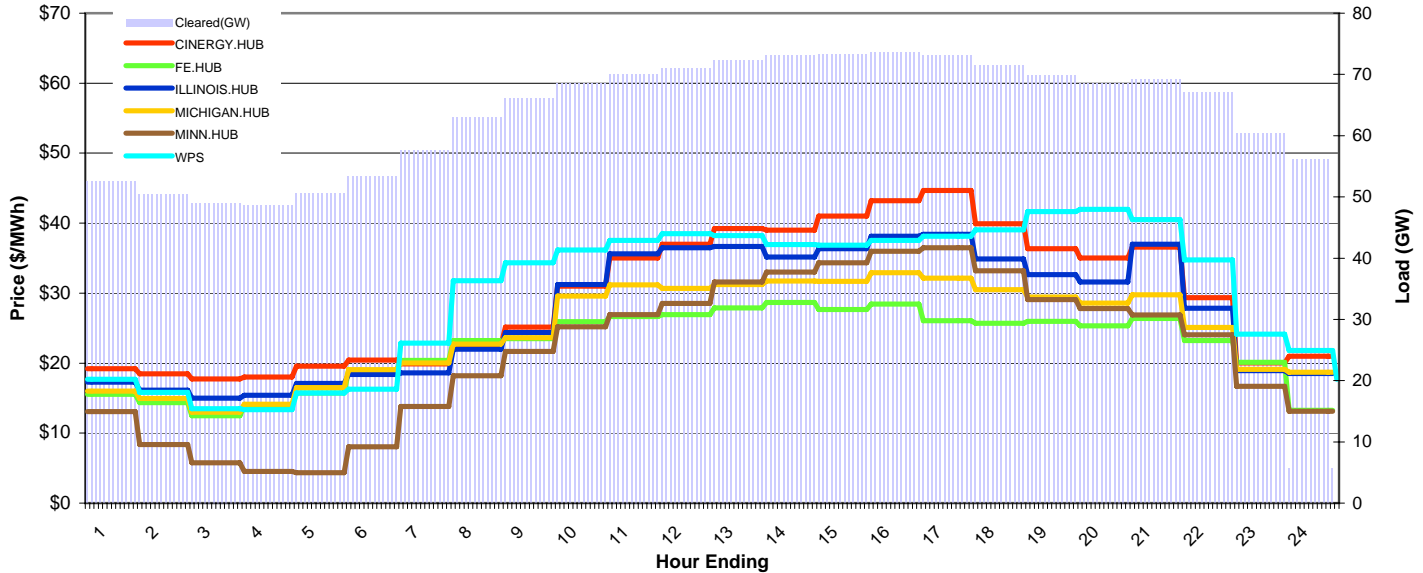
MISO Daily Report

Delivery Day: Wednesday, July 8, 2009

Price Color Codes: ≤0 ≥100 ≥200

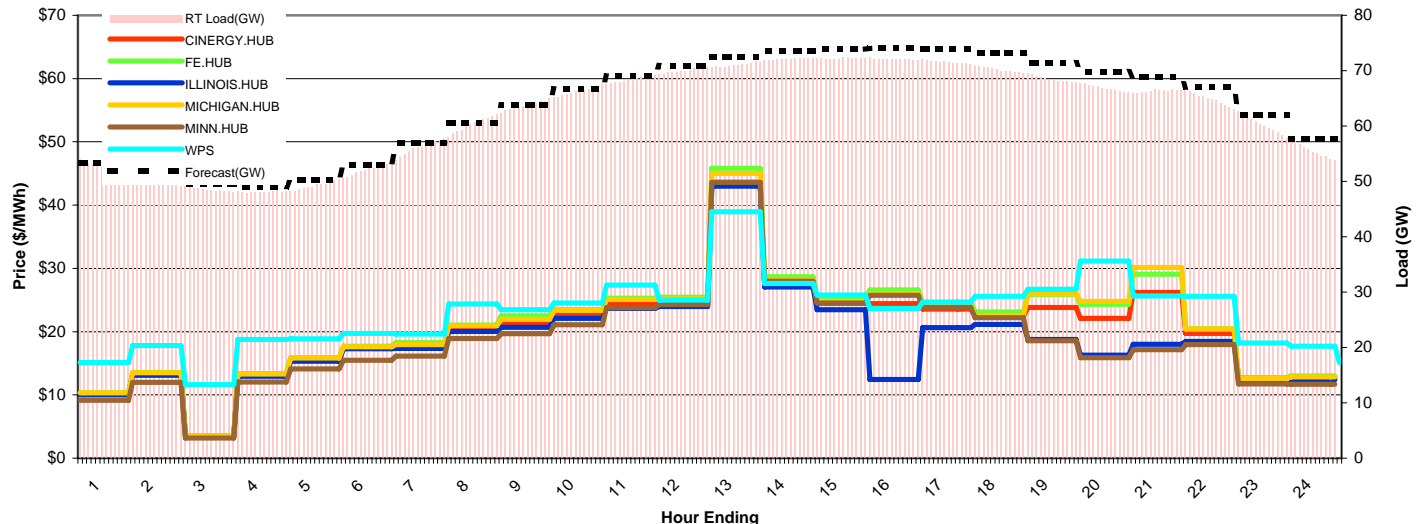
Day-Ahead Prices and Cleared Load

	HE1	HE2	HE3	HE4	HE5	HE6	HE7	HE8	HE9	HE10	HE11	HE12	HE13	HE14	HE15	HE16	HE17	HE18	HE19	HE20	HE21	HE22	HE23	HE24
CINERGY.HUB	19.22	18.45	17.72	18.00	19.58	20.43	19.88	22.59	25.16	31.02	35.04	36.99	39.25	38.98	41.01	43.21	44.68	39.92	36.34	35.03	36.57	29.34	20.01	21.00
FE.HUB	15.56	14.36	12.48	13.90	15.71	18.99	20.39	23.21	23.48	25.93	26.65	26.93	27.88	28.67	27.66	28.44	26.04	25.68	25.95	25.31	26.36	23.21	20.10	13.28
ILLINOIS.HUB	17.30	16.12	14.99	15.39	17.10	18.38	18.60	22.01	24.35	31.21	35.64	36.48	36.69	35.18	36.33	38.13	38.41	34.89	32.65	31.61	36.97	27.86	18.92	18.54
MICHIGAN.HUB	16.00	14.95	12.97	14.12	16.51	19.05	20.02	22.72	23.65	29.56	31.16	30.69	31.25	31.72	31.67	32.92	32.13	30.51	29.45	28.57	29.75	25.09	19.10	18.72
MINN.HUB	13.09	8.36	5.78	4.52	4.35	8.03	13.81	18.19	21.65	25.19	26.92	28.53	31.60	33.01	34.32	36.00	36.49	33.19	29.06	27.82	26.87	24.05	16.68	13.12
WPS	17.68	15.83	13.47	13.33	15.72	16.28	22.85	31.76	34.34	36.16	37.55	38.52	38.24	36.94	36.87	37.53	38.11	39.07	41.65	41.98	40.50	34.74	24.15	21.83
Cleared(GW)	52.5	50.4	49.0	48.6	50.6	53.4	57.5	63.0	66.1	68.6	70.1	71.0	72.2	73.1	73.3	73.6	73.1	71.5	69.8	68.6	69.2	67.0	60.4	5.6



Preliminary Real-Time Prices with Forecasted and Actual System Load

	HE1	HE2	HE3	HE4	HE5	HE6	HE7	HE8	HE9	HE10	HE11	HE12	HE13	HE14	HE15	HE16	HE17	HE18	HE19	HE20	HE21	HE22	HE23	HE24
CINERGY.HUB	10.23	13.38	3.51	13.23	15.72	17.52	17.81	20.58	21.24	22.78	24.38	24.69	43.61	27.44	24.46	24.42	23.59	22.44	23.81	22.09	26.20	19.75	12.46	12.71
FE.HUB	10.34	13.53	3.54	13.36	15.88	17.72	18.25	21.04	22.51	23.45	25.31	25.43	45.83	28.69	25.28	26.58	24.56	23.12	25.89	24.32	29.07	20.42	12.76	12.98
ILLINOIS.HUB	10.00	13.09	3.43	12.94	15.33	17.31	17.35	20.02	20.70	22.08	23.67	23.99	42.99	27.07	23.46	12.43	20.62	21.13	18.74	16.31	17.99	18.46	12.14	12.37
MICHIGAN.HUB	10.33	13.48	3.54	13.32	15.82	17.58	17.96	20.96	21.96	23.36	25.09	25.21	44.99	28.11	24.78	26.02	23.96	22.56	26.02	24.78	30.13	20.43	12.61	12.85
MINN.HUB	9.17	12.00	3.20	12.04	14.10	15.47	16.12	18.91	19.70	21.09	23.76	24.28	43.58	27.96	24.51	25.74	23.82	22.20	18.55	15.87	17.16	17.96	11.74	11.68
WPS	15.12	17.83	11.63	18.75	18.86	19.75	19.64	24.38	23.49	24.52	27.36	25.00	38.96	27.61	25.77	23.67	24.67	25.61	26.68	31.14	25.64	25.61	18.23	17.69
Forecasted(GW)	53.4	51.0	49.5	49.1	50.3	53.0	56.9	60.4	63.8	66.7	69.0	71.0	72.5	73.5	73.9	74.1	74.0	73.1	71.4	69.8	68.9	67.0	61.9	57.6
(RT) - (DA Load)	-0.06	-0.35	-0.55	-0.54	-1.38	-1.37	-1.45	-2.75	-2.44	-2.32	-1.72	-0.98	-1.18	-1.07	-1.06	-1.50	-1.59	-1.30	-1.32	-1.75	-2.82	-2.13	-0.13	49.89



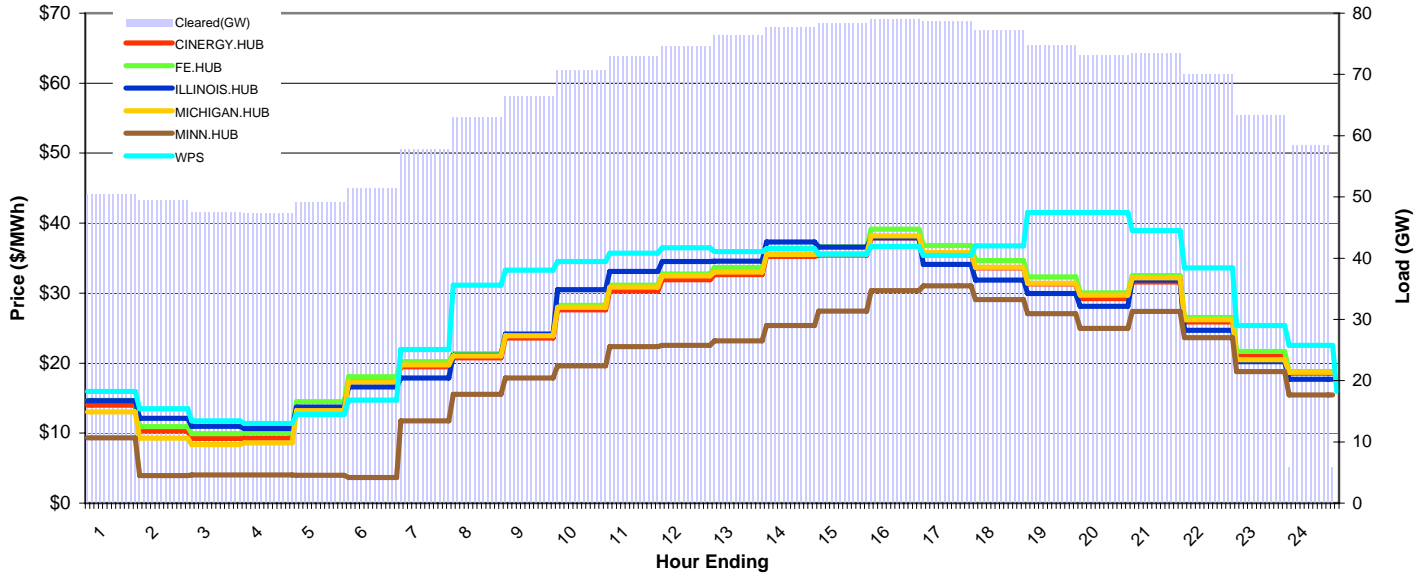
MISO Daily Report

Delivery Day: Thursday, July 9, 2009

Price Color Codes: <=0 >=100 >=200

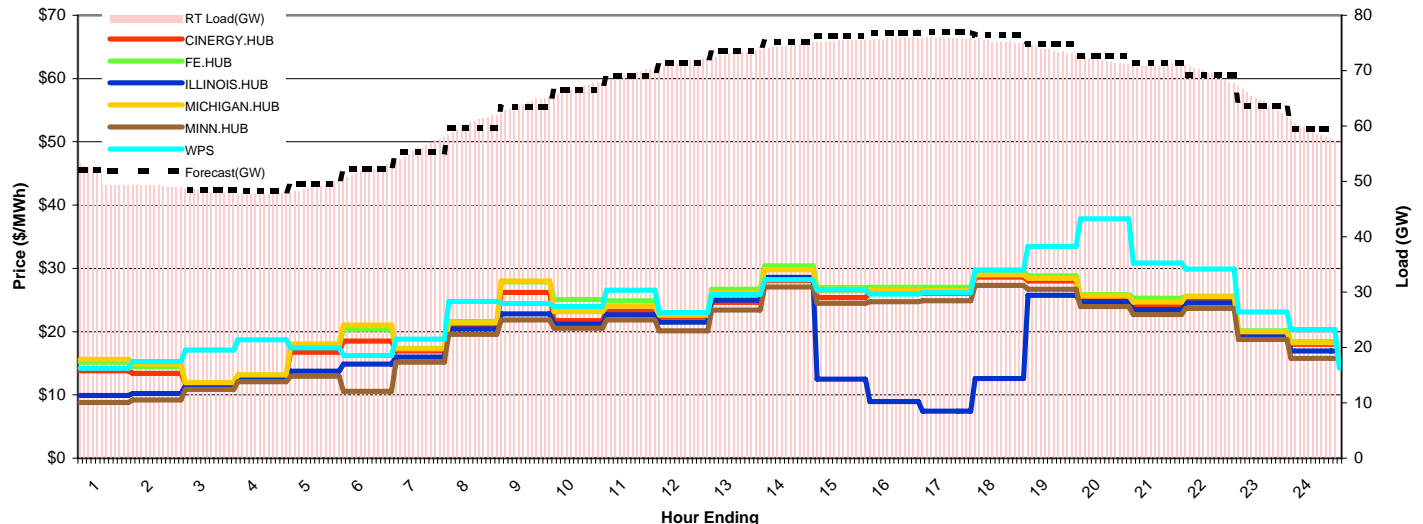
Day-Ahead Prices and Cleared Load

	HE1	HE2	HE3	HE4	HE5	HE6	HE7	HE8	HE9	HE10	HE11	HE12	HE13	HE14	HE15	HE16	HE17	HE18	HE19	HE20	HE21	HE22	HE23	HE24
CINERGY.HUB	13.99	10.33	9.22	9.29	13.69	17.41	19.48	20.77	23.60	27.61	30.33	31.91	32.66	35.27	35.45	37.89	35.63	33.59	31.33	29.23	31.60	25.88	21.17	18.57
FE.HUB	14.69	10.94	9.91	10.09	14.49	18.04	20.23	21.33	24.18	28.27	31.15	32.75	33.64	36.39	36.61	39.15	36.79	34.67	32.32	30.02	32.49	26.53	21.69	18.79
ILLINOIS.HUB	14.63	12.10	10.99	10.67	13.73	16.58	17.86	21.11	24.14	30.49	33.12	34.53	34.56	37.30	36.60	37.91	34.11	31.87	29.96	28.12	31.88	24.71	20.22	17.68
MICHIGAN.HUB	13.04	9.28	8.38	8.59	13.22	17.34	19.77	21.03	23.91	27.97	30.85	32.48	33.02	35.53	35.64	38.18	35.80	33.69	31.43	29.73	32.17	26.19	20.48	18.68
MINN.HUB	9.35	3.93	4.04	4.02	4.00	3.67	11.73	15.55	17.90	19.62	22.34	22.53	23.20	25.37	27.44	30.36	31.03	29.06	27.06	24.95	27.41	23.63	18.78	15.47
WPS	15.94	13.47	11.74	11.39	12.68	14.70	21.95	31.12	33.28	34.53	35.70	36.49	35.96	36.35	35.57	36.65	35.38	36.76	41.54	41.53	38.96	33.59	25.38	22.53
Cleared(GW)	50.5	49.4	47.5	47.3	49.2	51.4	57.8	63.0	66.4	70.6	73.0	74.6	76.4	77.7	78.4	79.1	78.6	77.2	74.7	73.2	73.4	70.0	63.3	5.8



Preliminary Real-Time Prices with Forecasted and Actual System Load

	HE1	HE2	HE3	HE4	HE5	HE6	HE7	HE8	HE9	HE10	HE11	HE12	HE13	HE14	HE15	HE16	HE17	HE18	HE19	HE20	HE21	HE22	HE23	HE24
CINERGY.HUB	13.83	13.39	11.78	13.00	16.73	18.53	16.92	21.11	26.18	21.76	23.21	22.30	24.65	28.07	25.40	26.06	26.07	28.61	28.01	25.21	24.04	25.16	19.72	17.99
FE.HUB	9.90	14.88	11.94	13.15	17.70	20.38	17.35	21.58	27.89	25.08	24.90	22.85	26.72	30.40	26.94	27.02	27.00	29.49	28.82	25.85	25.28	25.58	20.12	18.40
ILLINOIS.HUB	9.90	10.21	11.44	12.61	13.78	14.89	16.00	20.41	22.80	21.20	22.66	21.52	25.00	28.60	12.51	8.95	7.43	12.58	25.72	24.72	23.49	24.53	19.20	16.92
MICHIGAN.HUB	15.65	14.88	11.94	13.16	18.06	21.06	17.32	21.41	28.02	23.15	24.03	22.61	26.22	29.78	26.47	26.56	26.50	28.98	28.43	25.65	24.68	25.60	19.99	18.25
MINN.HUB	8.78	9.18	10.87	12.07	12.94	10.57	15.15	19.55	21.84	20.53	21.86	20.12	23.44	27.06	24.48	24.71	24.88	27.33	26.72	23.95	22.69	23.69	18.78	15.79
WPS	14.20	15.26	17.12	18.71	17.47	16.22	18.83	24.78	24.42	23.96	26.57	23.02	25.90	28.22	26.60	25.93	26.15	29.72	33.48	37.86	30.84	29.89	23.13	20.31
Forecasted(GW)	52.1	49.8	48.4	48.2	49.5	52.2	55.3	59.6	63.4	66.5	69.1	71.4	73.5	75.2	76.2	76.9	77.0	76.5	74.8	72.7	71.4	69.3	63.7	59.5
(RT) - (DA Load)	1.27	0.11	0.71	0.44	-0.12	0.60	-1.94	-2.45	-2.41	-3.76	-3.70	-3.17	-3.31	-3.22	-3.01	-3.24	-2.74	-1.98	-1.05	-1.36	-2.44	-0.58	1.13	53.22



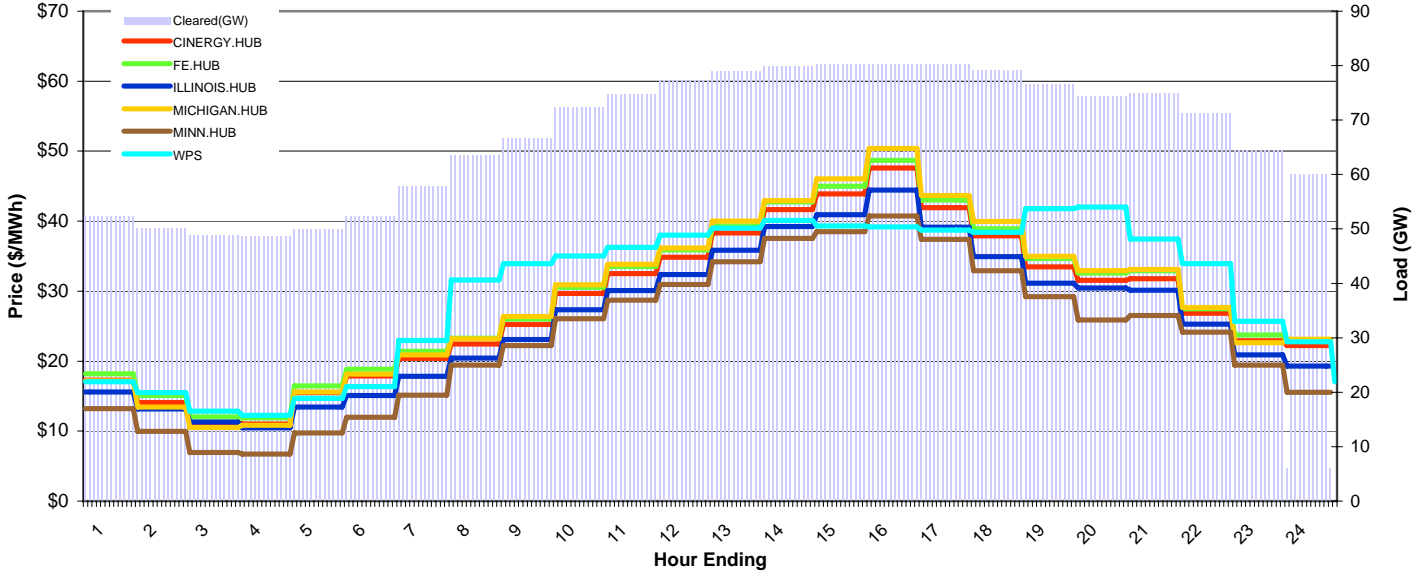
MISO Daily Report

Delivery Day: Friday, July 10, 2009

Price Color Codes: <=0 >=100 >=200

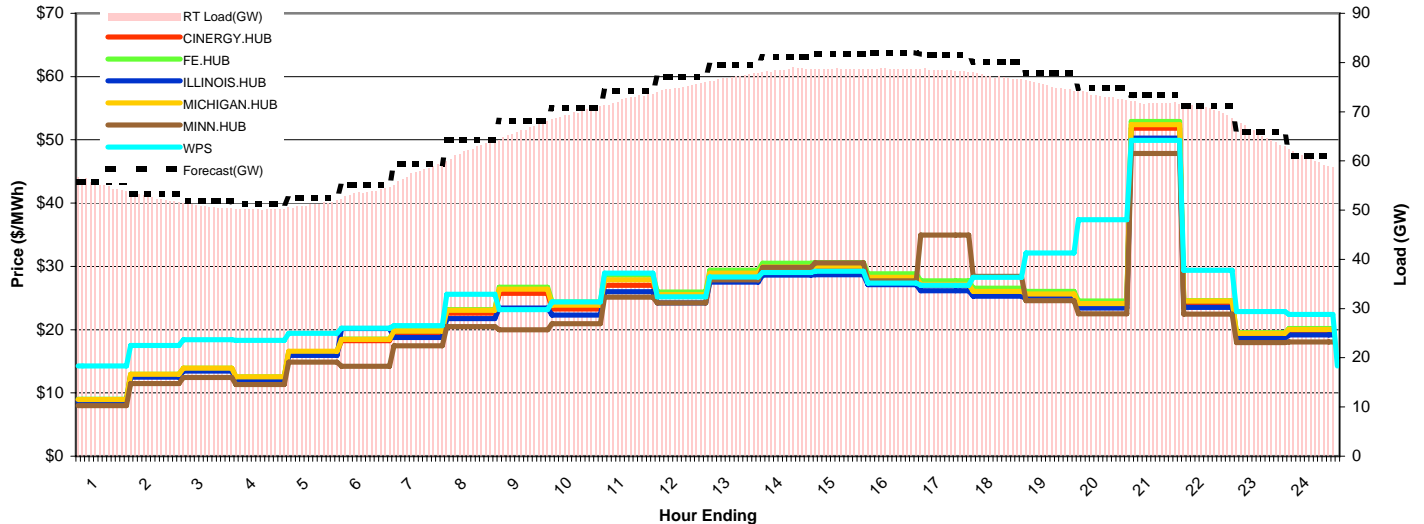
Day-Ahead Prices and Cleared Load

	HE1	HE2	HE3	HE4	HE5	HE6	HE7	HE8	HE9	HE10	HE11	HE12	HE13	HE14	HE15	HE16	HE17	HE18	HE19	HE20	HE21	HE22	HE23	HE24
CINERGY.HUB	17.28	14.09	11.16	11.00	15.51	17.89	20.37	22.44	25.24	29.66	32.52	34.84	38.30	41.63	43.88	47.60	41.94	37.90	33.48	31.54	31.78	26.83	22.90	22.21
FE.HUB	18.22	15.08	12.03	11.87	16.44	18.86	21.39	23.25	26.01	30.55	33.51	35.87	39.34	42.76	44.99	48.69	43.04	38.91	34.67	32.59	32.91	27.48	23.72	22.95
ILLINOIS.HUB	15.57	13.18	11.28	10.47	13.45	15.08	17.85	20.43	23.11	27.34	30.09	32.37	35.83	39.25	40.91	44.42	39.15	34.95	31.15	30.45	30.11	25.30	20.90	19.30
MICHIGAN.HUB	17.19	13.46	10.52	10.85	15.58	18.15	20.89	23.18	26.40	30.91	33.85	36.18	39.99	42.94	46.06	50.37	43.67	39.96	34.98	32.93	33.11	27.68	22.62	23.14
MINN.HUB	13.20	9.98	6.97	6.73	9.76	11.97	15.14	19.41	22.23	26.08	28.72	30.94	34.22	37.55	38.52	40.72	37.38	32.90	29.23	25.88	26.54	24.16	19.42	15.56
WPS	17.04	15.51	12.85	12.25	14.66	16.39	22.94	31.58	33.95	35.03	36.24	38.01	39.01	40.10	39.30	39.19	38.75	38.39	41.78	42.00	37.46	33.94	25.70	22.75
Cleared(GW)	52.4	50.1	48.7	48.6	49.9	52.3	57.9	63.5	66.7	72.3	74.8	77.4	78.9	79.9	80.2	80.3	80.3	79.1	76.6	74.4	74.9	71.3	64.5	6.0



Preliminary Real-Time Prices with Forecasted and Actual System Load

	HE1	HE2	HE3	HE4	HE5	HE6	HE7	HE8	HE9	HE10	HE11	HE12	HE13	HE14	HE15	HE16	HE17	HE18	HE19	HE20	HE21	HE22	HE23	HE24
CINERGY.HUB	8.85	12.81	13.79	12.40	16.39	18.28	19.42	22.60	25.76	23.29	27.00	25.22	28.60	29.70	29.76	28.10	27.02	25.99	25.54	24.05	51.83	24.18	19.17	19.82
FE.HUB	8.98	12.96	13.93	12.53	16.55	18.51	19.82	23.15	26.72	24.40	28.63	25.94	29.40	30.49	30.59	28.85	27.74	26.57	26.03	24.52	52.90	24.58	19.51	20.20
ILLINOIS.HUB	8.64	12.49	13.46	12.10	15.93	20.19	18.75	21.77	23.42	22.28	25.99	24.24	27.53	28.62	28.66	27.09	26.16	25.29	24.89	23.40	50.28	23.51	18.61	19.17
MICHIGAN.HUB	8.97	12.96	13.92	12.56	16.60	18.47	19.80	23.08	26.40	23.87	27.87	25.56	28.94	29.89	30.02	28.29	27.15	26.05	25.64	24.12	52.42	24.51	19.40	20.04
MINN.HUB	7.98	11.47	12.43	11.33	14.89	14.22	17.47	20.47	19.96	20.95	25.16	24.22	27.87	29.82	30.56	27.70	34.97	28.43	24.60	22.50	47.83	22.44	17.93	18.08
WPS	14.26	17.50	18.43	18.31	19.43	20.23	20.66	25.57	23.17	24.38	28.91	25.21	28.30	29.04	29.24	27.37	26.99	28.29	32.10	37.35	49.93	29.38	22.84	22.41
Forecasted(GW)	55.8	53.4	51.8	51.2	52.4	55.1	59.4	64.3	68.2	70.7	74.1	77.1	79.5	81.1	81.7	82.0	81.6	80.2	77.9	74.8	73.4	71.2	65.8	61.0
(RT) - (DA Load)	2.76	2.46	2.03	1.57	1.18	1.29	-0.30	-1.31	-0.47	-2.52	-2.21	-2.40	-1.88	-1.39	-1.56	-1.63	-1.87	-2.06	-1.39	-1.19	-3.08	-0.81	0.90	54.40



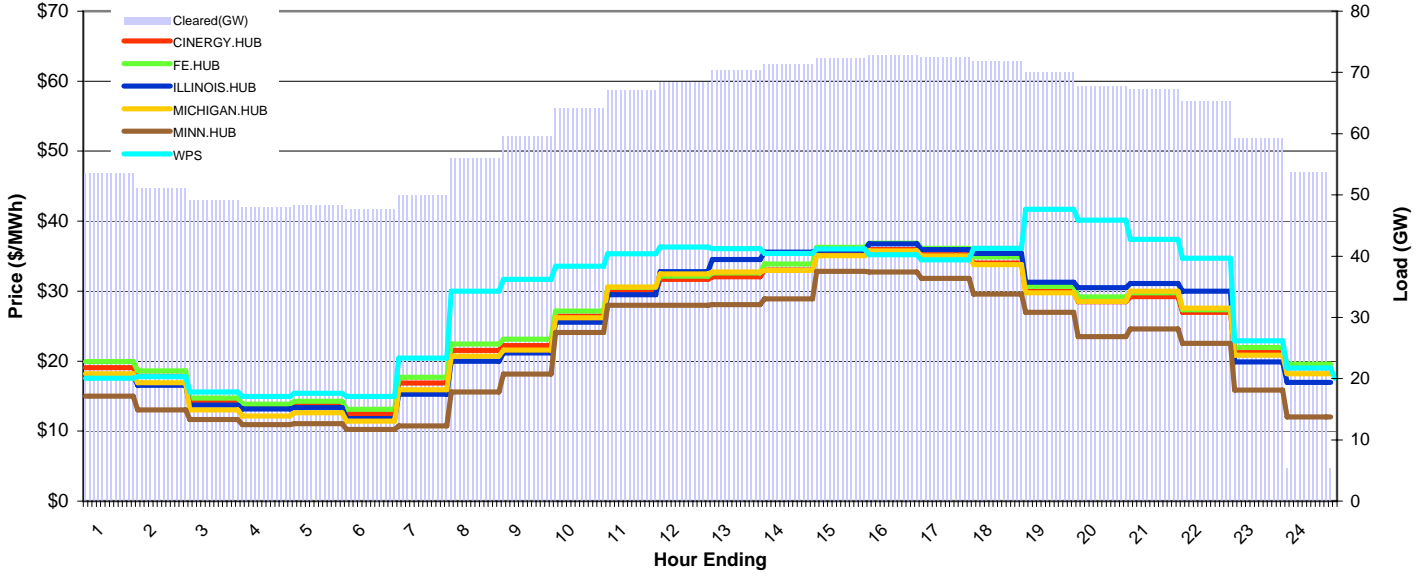
MISO Daily Report

Delivery Day: Saturday, July 11, 2009

Price Color Codes: <=0 >=100 >=200

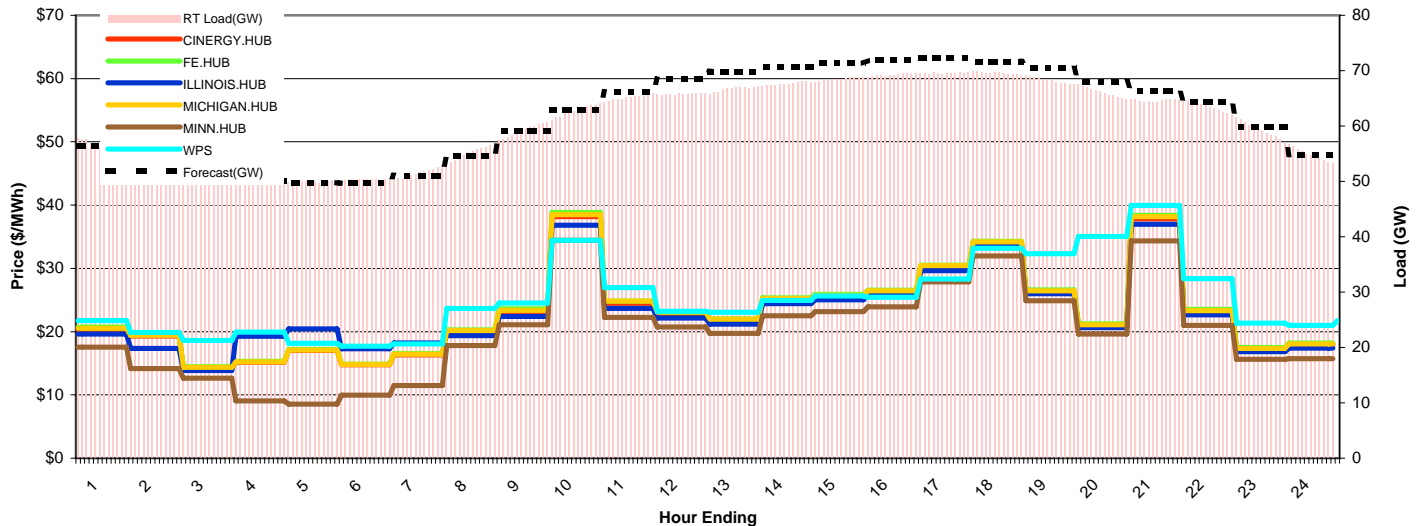
Day-Ahead Prices and Cleared Load

	HE1	HE2	HE3	HE4	HE5	HE6	HE7	HE8	HE9	HE10	HE11	HE12	HE13	HE14	HE15	HE16	HE17	HE18	HE19	HE20	HE21	HE22	HE23	HE24
CINERGY.HUB	19.06	17.84	14.16	13.29	13.66	12.46	16.86	21.55	22.20	26.44	30.01	31.69	32.07	33.00	35.27	35.93	35.19	34.00	29.94	28.50	29.23	26.99	21.49	19.08
FE.HUB	19.94	18.62	14.71	13.86	14.28	13.11	17.68	22.47	23.15	27.18	30.52	32.13	32.62	33.90	36.28	36.87	36.11	34.88	30.69	29.16	29.77	27.32	21.96	19.59
ILLINOIS.HUB	18.00	16.55	13.73	13.19	13.35	11.81	15.25	19.99	21.16	25.58	29.48	32.77	34.52	35.56	35.86	36.76	35.96	35.38	31.27	30.48	31.10	30.00	19.89	16.98
MICHIGAN.HUB	18.20	16.91	13.04	12.17	12.61	11.45	15.90	20.72	21.58	26.18	30.60	32.47	32.72	32.95	35.07	35.75	35.01	33.79	29.76	28.55	30.00	27.55	20.83	18.21
MINN.HUB	14.99	13.02	11.67	10.93	11.05	10.24	10.73	15.57	18.15	24.10	27.98	27.97	28.07	28.88	32.82	32.75	31.83	29.59	26.96	23.52	24.59	22.55	15.86	12.02
WPS	17.54	17.78	15.57	14.96	15.43	14.97	20.43	29.98	31.70	33.54	35.32	36.28	36.08	35.40	36.02	35.21	34.49	36.12	41.68	40.16	37.39	34.72	22.89	19.04
Cleared(GW)	53.5	51.1	49.1	48.0	48.3	47.7	49.9	56.0	59.6	64.1	67.0	68.4	70.4	71.3	72.4	72.8	72.4	71.8	70.0	67.7	67.2	65.3	59.1	5.4



Preliminary Real-Time Prices with Forecasted and Actual System Load

	HE1	HE2	HE3	HE4	HE5	HE6	HE7	HE8	HE9	HE10	HE11	HE12	HE13	HE14	HE15	HE16	HE17	HE18	HE19	HE20	HE21	HE22	HE23	HE24
CINERGY.HUB	20.36	19.31	14.25	15.16	17.03	14.76	16.33	20.01	23.20	38.17	24.46	22.80	21.76	24.99	25.51	26.16	30.03	33.82	26.25	20.94	37.83	23.23	17.29	17.96
FE.HUB	20.72	19.59	14.46	15.34	17.22	14.89	16.52	20.28	23.63	38.83	24.82	23.07	22.00	25.33	25.90	26.56	30.48	34.29	26.61	21.23	38.41	23.51	17.52	18.19
ILLINOIS.HUB	19.63	17.33	13.84	19.29	20.42	17.31	18.20	19.37	22.42	36.83	23.66	22.14	21.20	24.41	25.03	25.76	29.66	33.54	25.99	20.64	36.95	22.67	16.83	17.39
MICHIGAN.HUB	20.51	19.40	14.34	15.24	17.10	14.81	16.46	20.16	23.35	38.50	24.83	23.12	21.98	25.22	25.76	26.47	30.43	34.17	26.44	21.08	38.17	23.33	17.35	18.05
MINN.HUB	17.54	14.16	12.66	9.05	8.57	9.95	11.49	17.78	21.08	34.42	22.26	20.75	19.72	22.51	23.17	23.92	27.88	31.95	24.86	19.64	34.33	20.99	15.64	15.73
WPS	21.74	19.85	18.62	19.93	18.17	17.68	18.07	23.68	24.52	34.44	26.98	23.21	23.09	24.91	25.65	25.46	28.31	33.16	32.33	35.06	39.94	28.37	21.33	21.00
Forecasted(GW)	56.4	53.3	51.4	50.1	49.7	49.7	51.0	54.6	59.0	62.9	66.2	68.4	69.9	70.6	71.3	71.8	72.2	71.6	70.4	68.0	66.2	64.4	59.8	54.8
(RT) - (DA Load)	2.65	2.19	1.99	2.04	1.66	2.61	1.56	-0.88	-0.43	-1.39	-1.93	-2.68	-3.71	-3.71	-3.88	-3.63	-2.89	-2.22	-1.73	-1.57	-2.63	-1.82	0.17	49.43



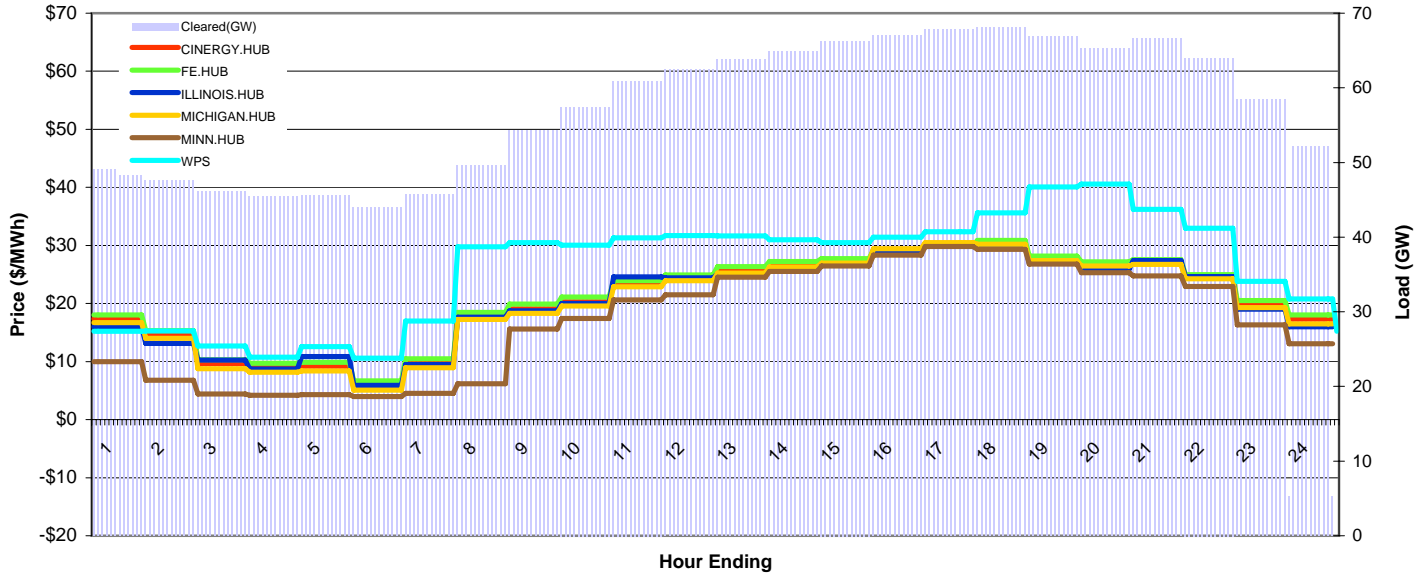
MISO Daily Report

Delivery Day: Sunday, July 12, 2009

Price Color Codes: ≤0 ≥100 ≥200

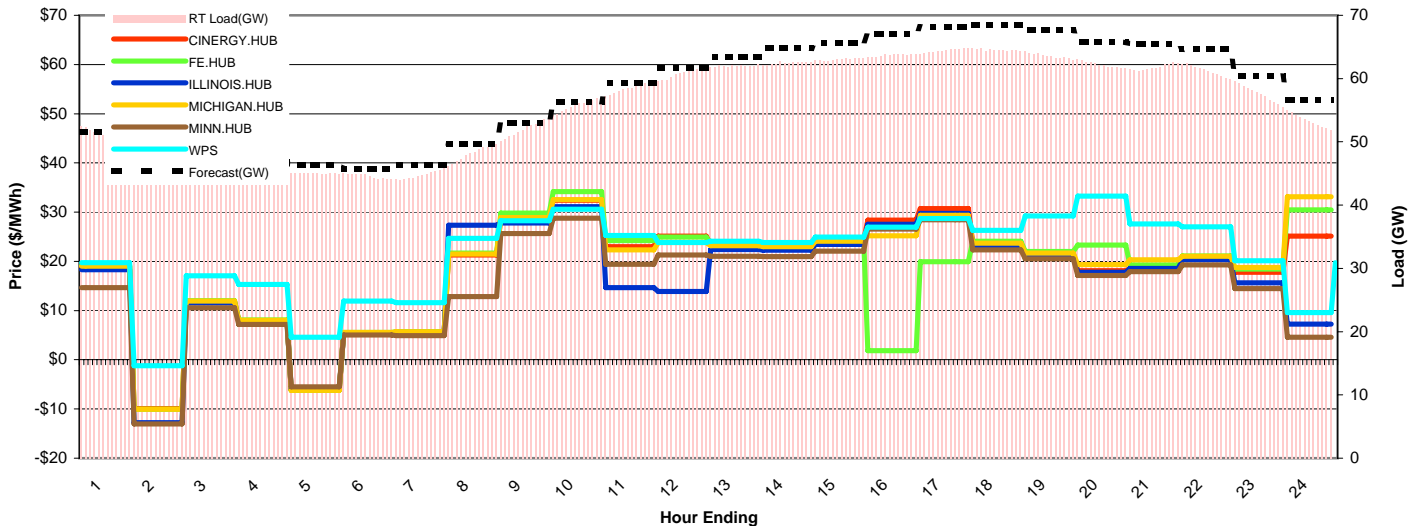
Day-Ahead Prices and Cleared Load

	HE1	HE2	HE3	HE4	HE5	HE6	HE7	HE8	HE9	HE10	HE11	HE12	HE13	HE14	HE15	HE16	HE17	HE18	HE19	HE20	HE21	HE22	HE23	HE24
CINERGY.HUB	17.35	14.65	9.65	9.00	9.19	5.97	9.67	17.74	19.07	20.30	23.32	24.28	25.67	26.57	27.19	29.33	30.35	30.24	27.56	26.57	26.93	24.42	19.94	17.31
FE.HUB	18.03	15.31	10.31	9.70	9.88	6.86	10.46	18.46	19.89	21.12	23.94	24.92	26.33	27.22	27.71	29.16	30.00	30.87	28.17	27.19	27.57	24.98	20.50	18.03
ILLINOIS.HUB	16.00	13.14	10.23	8.73	10.84	5.88	9.48	17.62	18.72	20.03	24.60	24.43	25.12	26.03	26.65	28.81	29.80	29.67	27.02	25.91	27.41	24.64	19.04	16.00
MICHIGAN.HUB	16.68	13.98	8.76	8.19	8.36	5.06	8.91	17.26	18.30	19.55	22.90	23.91	25.27	26.30	26.98	29.45	30.47	30.21	27.42	26.47	26.73	24.25	19.30	16.50
MINN.HUB	9.99	6.80	4.42	4.19	4.31	3.99	4.52	6.20	15.63	17.40	20.61	21.51	24.55	25.54	26.45	28.35	29.80	29.32	26.79	25.32	24.76	22.93	16.32	13.07
WPS	15.23	15.29	12.70	10.74	12.57	10.59	16.99	29.74	30.48	30.02	31.33	31.72	31.66	30.97	30.50	31.43	32.37	35.58	40.06	40.58	36.20	32.99	23.81	20.76
Cleared(GW)	49.0	47.5	46.2	45.4	45.6	44.0	45.7	49.7	54.3	57.4	60.9	62.5	63.8	64.9	66.3	67.1	67.9	68.1	66.9	65.3	66.7	64.0	58.4	5.2



Preliminary Real-Time Prices with Forecasted and Actual System Load

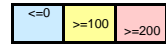
	HE1	HE2	HE3	HE4	HE5	HE6	HE7	HE8	HE9	HE10	HE11	HE12	HE13	HE14	HE15	HE16	HE17	HE18	HE19	HE20	HE21	HE22	HE23	HE24
CINERGY.HUB	18.94	-9.95	11.85	7.98	-6.14	5.52	5.65	21.30	28.80	32.39	23.01	25.14	23.35	23.14	24.31	28.39	30.72	23.70	21.63	18.10	18.53	20.92	17.81	25.13
FE.HUB	19.20	-10.06	11.98	8.06	-6.22	5.55	5.71	21.67	29.82	34.14	24.20	24.91	23.63	23.39	24.57	1.85	19.94	24.11	21.98	23.33	19.30	21.12	18.46	30.43
ILLINOIS.HUB	18.32	-12.79	11.52	7.75	-5.98	5.36	5.47	27.32	27.79	31.13	14.69	13.88	22.40	22.27	23.43	27.55	29.76	23.05	21.08	17.81	18.55	20.35	15.63	7.25
MICHIGAN.HUB	19.04	-10.04	11.93	8.03	-6.21	5.53	5.67	21.48	28.93	32.55	22.34	23.84	23.17	22.98	24.11	25.20	29.37	23.73	21.68	19.31	20.32	21.02	18.74	33.13
MINN.HUB	14.66	-13.02	10.59	7.15	-5.48	5.01	4.90	12.81	25.65	28.77	19.42	21.28	21.04	20.96	22.08	26.56	28.46	22.36	20.53	17.14	17.89	19.27	14.48	4.58
WPS	19.72	-1.23	17.09	15.34	4.60	11.94	11.61	24.65	28.25	30.62	25.29	23.80	24.10	23.84	24.93	26.97	28.72	26.28	29.21	33.29	27.57	27.01	20.15	9.61
Forecasted(GW)	51.5	49.5	48.0	46.8	46.3	45.7	46.4	49.6	53.0	56.3	59.3	61.7	63.5	64.8	65.7	67.1	68.1	68.6	67.7	65.7	65.5	64.6	60.4	56.7
(RT) - (DA Load)	1.99	0.87	0.31	0.07	-0.57	0.59	-0.98	-1.51	-2.23	-1.64	-2.42	-1.76	-1.81	-2.38	-3.18	-3.35	-3.44	-3.50	-3.28	-3.07	-4.87	-2.71	-0.80	48.14



MISO Daily Report

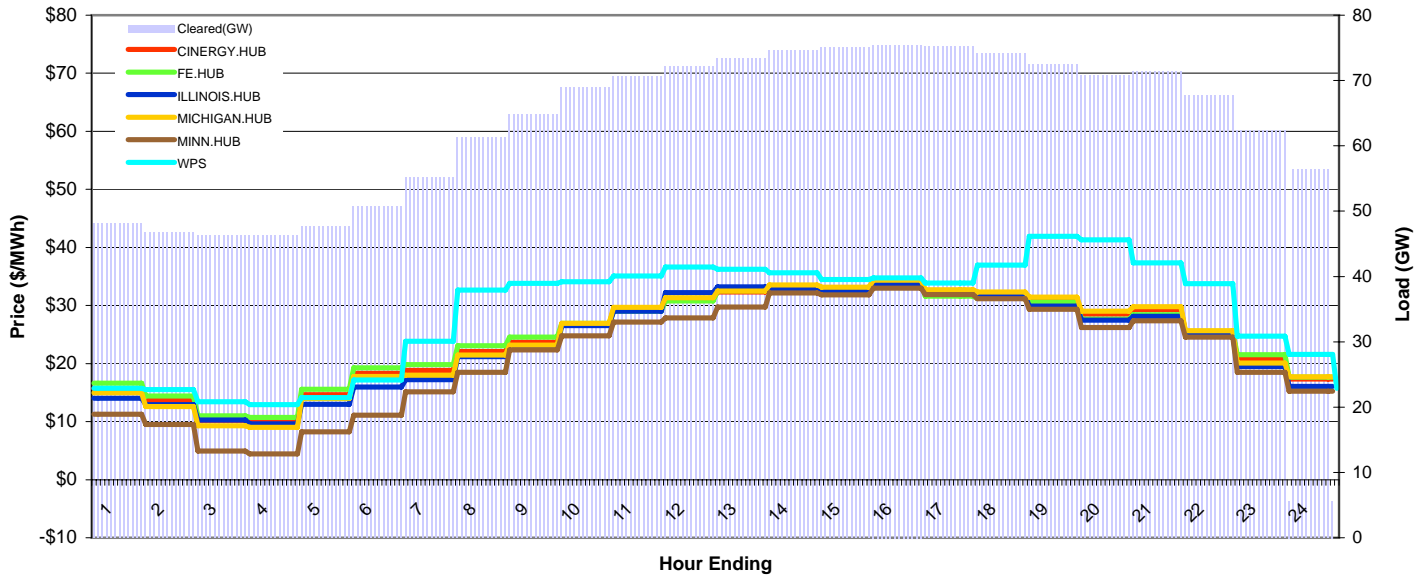
Delivery Day: Monday, July 13, 2009

Price Color Codes:



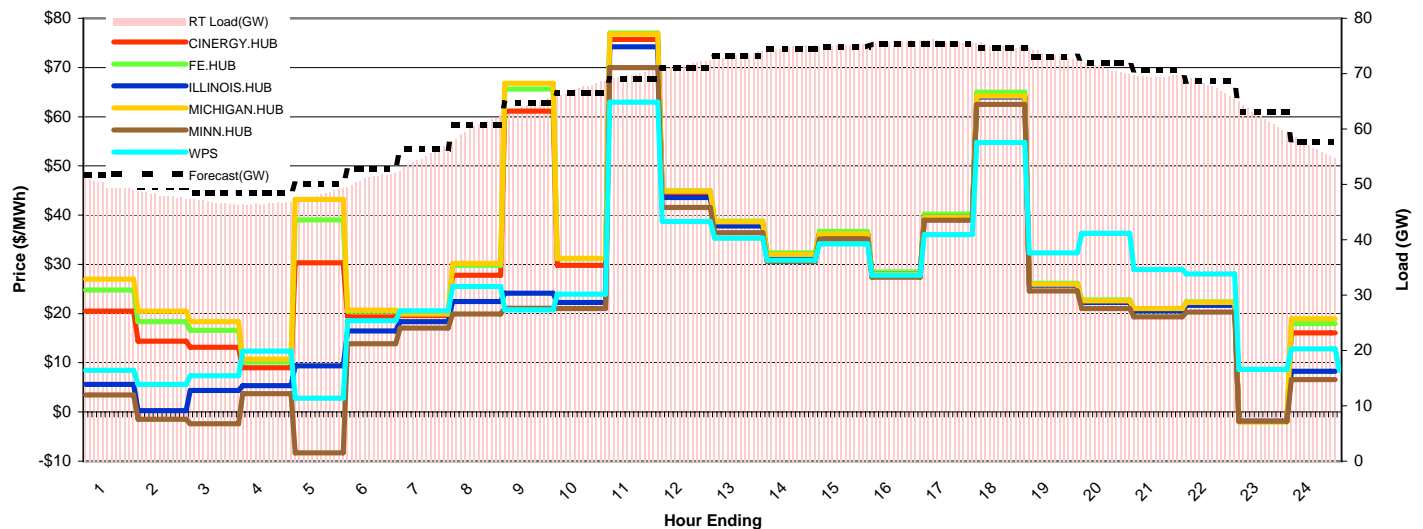
Day-Ahead Prices and Cleared Load

	HE1	HE2	HE3	HE4	HE5	HE6	HE7	HE8	HE9	HE10	HE11	HE12	HE13	HE14	HE15	HE16	HE17	HE18	HE19	HE20	HE21	HE22	HE23	HE24
CINERGY.HUB	15.66	13.67	10.23	9.92	14.66	18.32	18.85	22.06	23.70	26.73	29.33	31.10	32.32	33.35	32.96	34.18	32.53	32.18	31.01	28.50	29.30	25.52	20.72	17.33
FE.HUB	16.60	14.43	11.02	10.75	15.80	19.26	19.84	23.07	24.56	26.92	29.03	30.81	32.54	33.11	32.19	33.84	31.60	31.23	30.61	27.64	28.43	25.56	21.55	17.68
ILLINOIS.HUB	14.02	12.92	10.27	9.61	12.99	15.98	17.22	21.17	22.85	26.53	29.00	32.22	33.23	32.80	32.42	33.62	31.99	31.65	29.92	27.48	28.12	25.08	19.51	16.05
MICHIGAN.HUB	14.94	12.58	9.28	9.03	13.96	17.76	18.02	21.49	23.16	26.95	29.66	31.34	32.49	33.53	33.14	34.37	32.71	32.35	31.43	29.00	29.80	25.67	20.11	17.72
MINN.HUB	11.29	9.50	4.95	4.45	8.25	11.10	15.11	18.47	22.37	24.76	27.16	27.87	29.71	32.16	31.81	33.00	31.88	31.16	29.37	26.21	27.39	24.53	18.50	15.23
WPS	15.73	15.51	13.44	12.94	14.15	17.20	23.84	32.65	33.81	34.09	35.07	36.60	36.22	35.61	34.45	34.73	33.86	36.93	41.93	41.28	37.35	33.77	24.73	21.58
Cleared(GW)	48.2	46.7	46.2	46.3	47.7	50.7	55.1	61.2	64.7	68.9	70.7	72.2	73.4	74.7	75.0	75.4	75.2	74.1	72.4	70.7	71.4	67.7	62.3	5.6



Preliminary Real-Time Prices with Forecasted and Actual System Load

	HE1	HE2	HE3	HE4	HE5	HE6	HE7	HE8	HE9	HE10	HE11	HE12	HE13	HE14	HE15	HE16	HE17	HE18	HE19	HE20	HE21	HE22	HE23	HE24
CINERGY.HUB	20.47	14.36	13.13	9.02	30.29	19.30	19.56	27.81	61.16	29.78	75.73	44.27	38.28	31.92	36.22	28.12	39.75	64.27	25.93	22.25	20.94	22.11	-1.95	16.06
FE.HUB	24.80	18.38	16.62	10.18	39.05	20.51	20.14	29.77	65.63	31.15	76.99	44.94	38.80	32.34	36.72	28.43	40.20	65.01	26.14	22.75	20.58	22.39	-2.00	17.95
ILLINOIS.HUB	5.63	0.29	4.34	5.34	9.39	16.47	18.33	22.44	24.11	22.27	74.22	43.60	37.80	31.64	36.05	28.00	39.58	64.03	25.75	22.24	21.05	21.69	-1.87	8.28
MICHIGAN.HUB	27.00	20.49	18.36	10.72	43.18	20.69	19.94	30.17	66.83	31.22	76.81	44.88	38.65	32.00	36.18	27.99	39.54	64.17	25.97	22.59	21.05	22.23	-1.98	18.97
MINN.HUB	3.46	-1.48	-2.42	3.69	-8.32	13.88	17.05	19.91	21.07	20.99	70.01	41.57	36.41	30.59	35.10	27.41	38.98	62.52	24.58	21.03	19.33	20.31	-1.86	6.60
WPS	8.44	5.58	7.35	12.40	2.80	18.54	20.54	25.53	20.77	23.95	62.93	38.74	35.30	30.83	34.18	27.79	36.03	54.77	32.35	36.30	28.98	28.03	8.63	12.85
Forecasted(GW)	51.6	49.6	48.4	48.5	50.0	52.8	56.5	60.8	64.6	66.6	69.0	71.1	73.2	74.4	74.8	75.4	75.5	74.6	73.1	71.8	70.7	68.6	63.0	57.7
(RT) - (DA Load)	1.90	1.37	0.61	0.37	0.50	0.42	-0.15	-0.84	-0.42	-1.46	-0.66	-0.46	-0.01	0.07	0.17	0.37	0.70	0.96	1.02	0.34	-1.80	0.01	-0.25	51.08



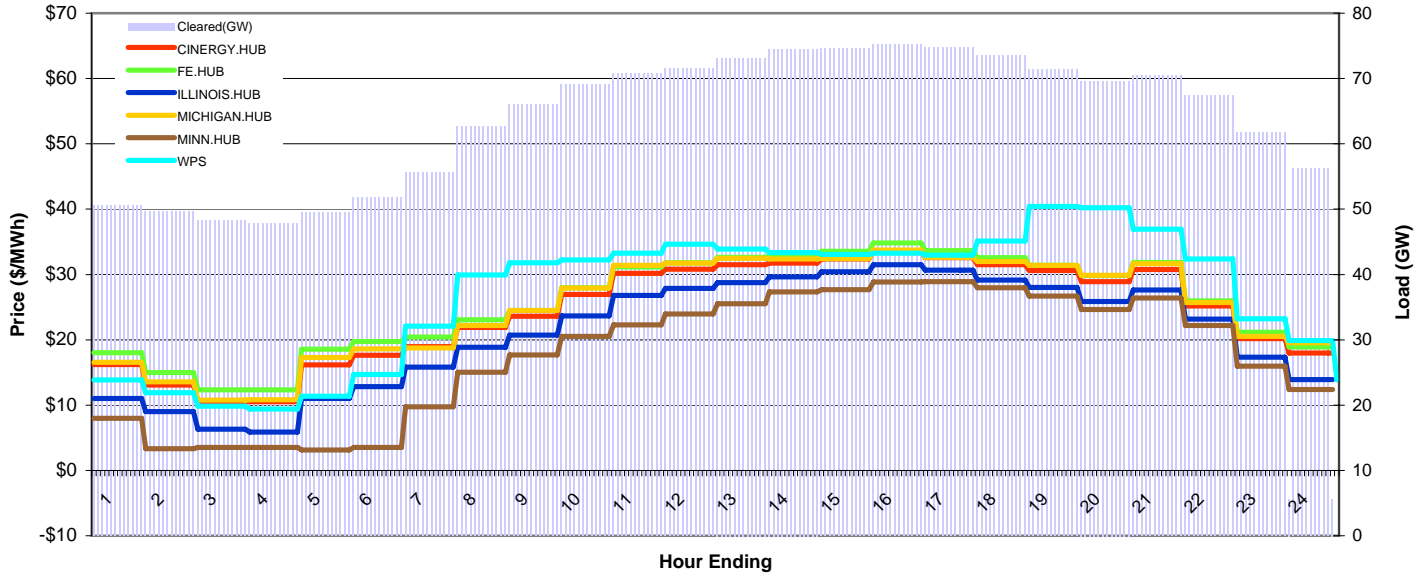
MISO Daily Report

Delivery Day: Tuesday, July 14, 2009

Price Color Codes: <=0 >=100 >=200

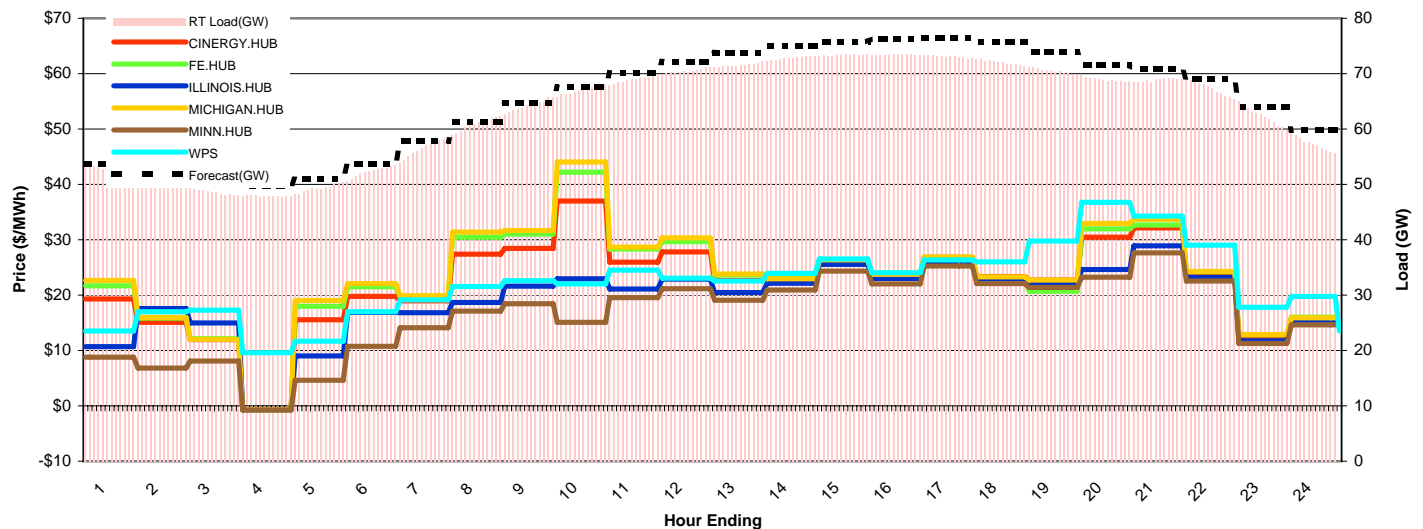
Day-Ahead Prices and Cleared Load

	HE1	HE2	HE3	HE4	HE5	HE6	HE7	HE8	HE9	HE10	HE11	HE12	HE13	HE14	HE15	HE16	HE17	HE18	HE19	HE20	HE21	HE22	HE23	HE24
CINERGY.HUB	16.19	13.07	10.57	10.52	16.17	17.61	18.96	21.87	23.63	26.94	30.15	30.79	31.48	31.72	32.40	33.63	32.55	31.49	30.60	28.88	30.77	25.19	20.18	17.96
FE.HUB	18.04	14.99	12.33	12.34	18.58	19.75	20.40	23.06	24.51	27.99	31.13	31.81	32.63	32.75	33.57	34.84	33.67	32.57	31.39	29.82	31.85	25.94	21.16	18.91
ILLINOIS.HUB	11.00	9.02	6.31	5.85	11.00	12.84	15.81	18.85	20.74	23.66	26.81	27.88	28.77	29.61	30.42	31.51	30.67	29.14	28.00	25.85	27.60	23.15	17.34	13.93
MICHIGAN.HUB	16.54	13.54	10.78	10.80	17.30	18.59	18.76	22.18	24.47	27.92	31.38	31.72	32.45	32.38	32.42	33.77	32.61	31.97	31.40	29.87	31.65	25.69	20.51	19.55
MINN.HUB	8.00	3.33	3.51	3.52	3.12	3.51	9.73	15.01	17.68	20.54	22.28	23.94	25.52	27.33	27.67	28.86	28.91	27.97	26.71	24.66	26.40	22.17	15.96	12.37
WPS	13.85	11.92	9.83	9.40	11.36	14.70	22.11	29.92	31.78	32.22	33.27	34.65	33.89	33.37	33.07	33.26	32.97	35.13	40.39	40.21	36.94	32.37	23.19	19.88
Cleared(GW)	50.6	49.7	48.2	47.8	49.5	51.8	55.6	62.7	66.1	69.1	70.7	71.5	73.2	74.5	74.6	75.3	74.8	73.5	71.5	69.6	70.5	67.5	61.7	5.6



Preliminary Real-Time Prices with Forecasted and Actual System Load

	HE1	HE2	HE3	HE4	HE5	HE6	HE7	HE8	HE9	HE10	HE11	HE12	HE13	HE14	HE15	HE16	HE17	HE18	HE19	HE20	HE21	HE22	HE23	HE24
CINERGY.HUB	19.31	15.06	11.99	-0.72	15.54	19.74	18.94	27.37	28.43	37.01	25.95	27.78	22.68	22.77	26.25	23.75	26.84	23.34	22.73	30.47	32.16	23.83	12.50	15.80
FE.HUB	21.66	15.84	12.13	-0.73	17.98	21.53	19.81	30.49	31.05	42.20	28.32	29.65	23.67	23.14	25.80	23.87	26.73	22.63	20.71	31.99	32.67	24.23	12.82	16.03
ILLINOIS.HUB	10.71	17.57	14.96	-0.70	9.04	16.86	16.84	18.66	21.59	22.97	21.11	22.88	20.47	22.12	25.53	23.01	26.03	22.67	22.03	24.61	28.93	23.18	11.72	15.41
MICHIGAN.HUB	22.68	15.98	12.01	-0.72	19.03	22.06	19.86	31.41	31.69	44.03	28.67	30.35	23.84	22.92	26.37	23.78	26.86	23.30	22.74	32.97	33.71	24.25	12.90	15.91
MINN.HUB	8.81	6.80	8.07	-0.73	4.62	10.73	14.11	17.13	18.42	15.07	19.56	21.15	19.09	20.90	24.31	22.00	25.25	22.08	21.37	23.21	27.62	22.55	11.29	14.64
WPS	13.50	16.97	17.27	9.62	11.69	17.02	19.15	21.57	22.63	22.02	24.50	23.06	22.56	23.91	26.53	24.06	26.36	26.03	29.77	36.75	34.26	29.01	17.80	19.77
Forecasted(GW)	53.7	51.5	50.0	49.7	51.1	53.8	57.8	61.4	64.7	67.5	70.1	72.2	73.7	75.0	75.8	76.3	76.5	75.7	73.9	71.5	70.8	69.0	64.0	59.7
(RT) - (DA Load)	1.98	0.66	0.37	0.12	-0.16	0.53	0.90	-1.82	-1.87	-2.18	-1.78	-1.01	-1.58	-1.65	-1.23	-1.83	-1.69	-1.40	-0.95	-0.65	-1.60	-0.08	0.63	51.70



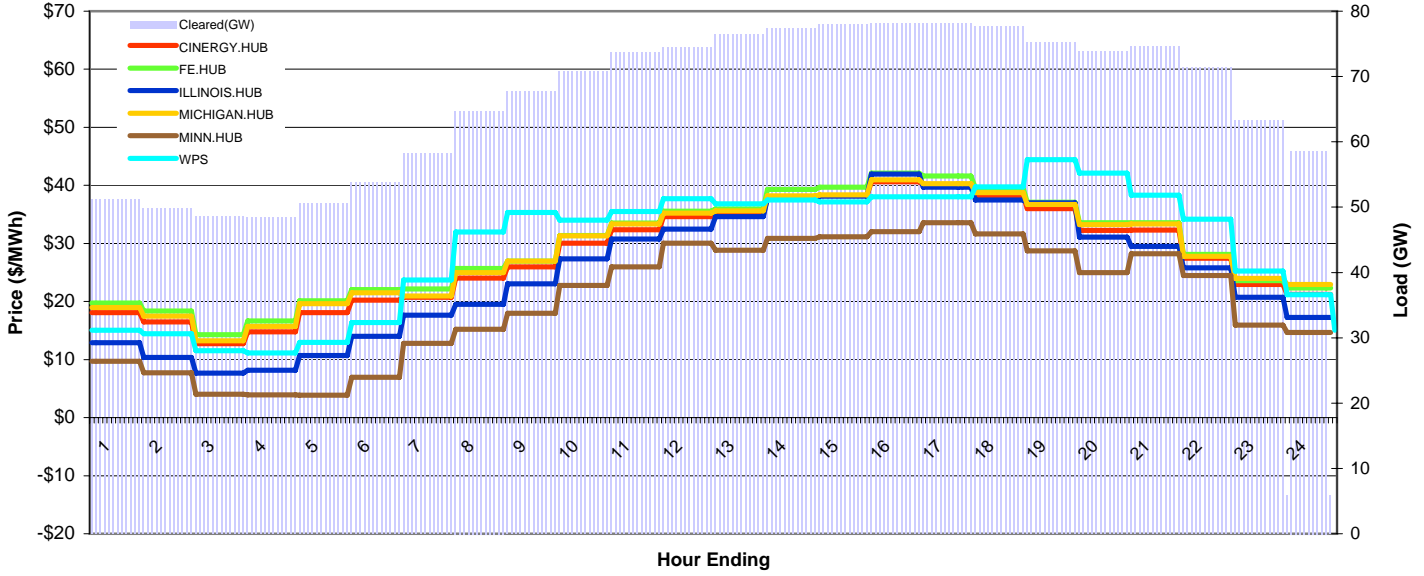
MISO Daily Report

Delivery Day: Wednesday, July 15, 2009

Price Color Codes: ≤0 ≥100 ≥200

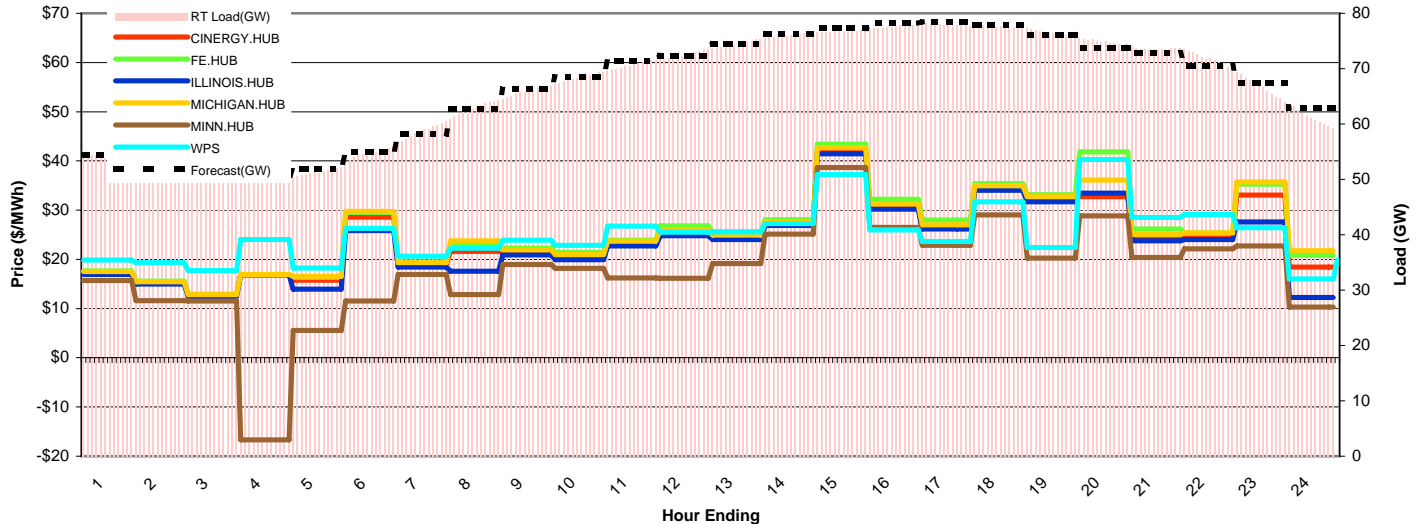
Day-Ahead Prices and Cleared Load

	HE1	HE2	HE3	HE4	HE5	HE6	HE7	HE8	HE9	HE10	HE11	HE12	HE13	HE14	HE15	HE16	HE17	HE18	HE19	HE20	HE21	HE22	HE23	HE24
CINERGY.HUB	18.09	16.50	12.71	14.79	18.07	20.22	20.73	24.04	25.94	30.04	32.34	34.59	34.86	37.93	38.26	40.62	40.09	38.23	36.00	32.23	32.31	27.43	22.92	21.23
FE.HUB	19.75	18.38	14.28	16.67	20.14	22.06	22.15	25.71	26.96	31.39	33.52	35.58	35.96	39.32	39.70	42.14	41.60	39.50	37.12	33.55	33.57	28.14	23.57	22.32
ILLINOIS.HUB	12.91	10.37	7.69	8.19	10.72	14.00	17.65	19.54	23.05	27.35	30.74	32.49	34.60	37.71	38.16	41.97	39.69	37.48	36.98	31.08	29.50	25.79	20.71	17.26
MICHIGAN.HUB	18.94	17.46	13.23	15.73	19.60	21.49	20.93	24.96	26.98	31.29	33.34	35.24	35.63	38.19	38.38	40.96	40.30	38.77	36.69	33.24	33.33	27.79	24.00	22.94
MINN.HUB	9.72	7.74	4.05	3.90	3.87	6.96	12.81	15.19	18.00	22.77	25.99	30.02	28.84	30.85	31.17	32.01	33.56	31.62	28.73	24.95	28.21	24.46	15.91	14.66
WPS	15.07	14.42	11.51	11.14	12.93	16.37	23.70	31.96	35.34	33.99	35.49	37.69	36.80	37.46	37.16	38.02	38.06	39.77	44.41	42.11	38.29	34.16	25.24	21.19
Cleared(GW)	51.2	49.8	48.5	48.4	50.6	53.8	58.2	64.7	67.8	70.8	73.7	74.5	76.5	77.4	78.0	78.1	78.1	77.6	75.2	73.8	74.6	71.4	63.3	5.9



Preliminary Real-Time Prices with Forecasted and Actual System Load

	HE1	HE2	HE3	HE4	HE5	HE6	HE7	HE8	HE9	HE10	HE11	HE12	HE13	HE14	HE15	HE16	HE17	HE18	HE19	HE20	HE21	HE22	HE23	HE24
CINERGY.HUB	17.37	15.37	12.76	16.87	15.77	28.55	19.04	21.60	21.37	20.32	23.15	25.11	24.42	27.21	42.06	30.43	26.30	34.54	32.19	32.75	24.14	24.67	33.07	18.44
FE.HUB	17.62	15.55	12.90	16.80	16.36	29.57	19.48	23.27	22.26	21.41	23.89	26.83	25.54	28.05	43.41	32.20	27.97	35.41	33.12	41.82	26.19	25.30	35.25	20.82
ILLINOIS.HUB	16.92	14.99	12.44	16.84	13.97	25.85	18.44	17.60	20.91	19.90	22.74	24.82	24.04	26.86	41.48	30.17	26.14	34.05	31.69	33.43	23.77	24.04	27.57	12.23
MICHIGAN.HUB	17.52	15.47	12.81	16.96	16.55	29.77	19.35	23.76	21.97	20.98	23.70	26.00	24.94	27.56	42.72	31.26	26.99	34.92	32.74	36.11	25.08	25.37	35.73	21.77
MINN.HUB	15.71	11.62	11.53	-16.71	5.56	11.56	16.94	12.81	18.97	18.17	16.21	16.14	19.13	25.10	38.68	26.52	22.83	29.02	20.28	28.83	20.39	22.15	22.71	10.29
WPS	19.87	19.33	17.69	24.03	18.22	26.29	20.66	22.29	23.92	22.84	26.73	25.55	25.56	27.28	37.24	26.00	23.62	31.72	22.38	40.26	28.51	29.11	26.46	16.03
Forecasted(GW)	54.4	52.1	50.7	50.4	51.9	54.9	58.2	62.7	66.3	68.5	71.4	72.3	74.5	76.2	77.3	78.2	78.5	77.9	76.1	73.8	72.9	70.5	67.4	63.0
(RT) - (DA Load)	2.61	1.85	1.77	1.74	0.78	0.82	0.41	-1.77	-1.84	-2.37	-3.00	-1.97	-2.02	-1.34	-1.15	-0.45	-0.12	-0.04	1.32	1.01	-1.01	0.44	3.43	55.42



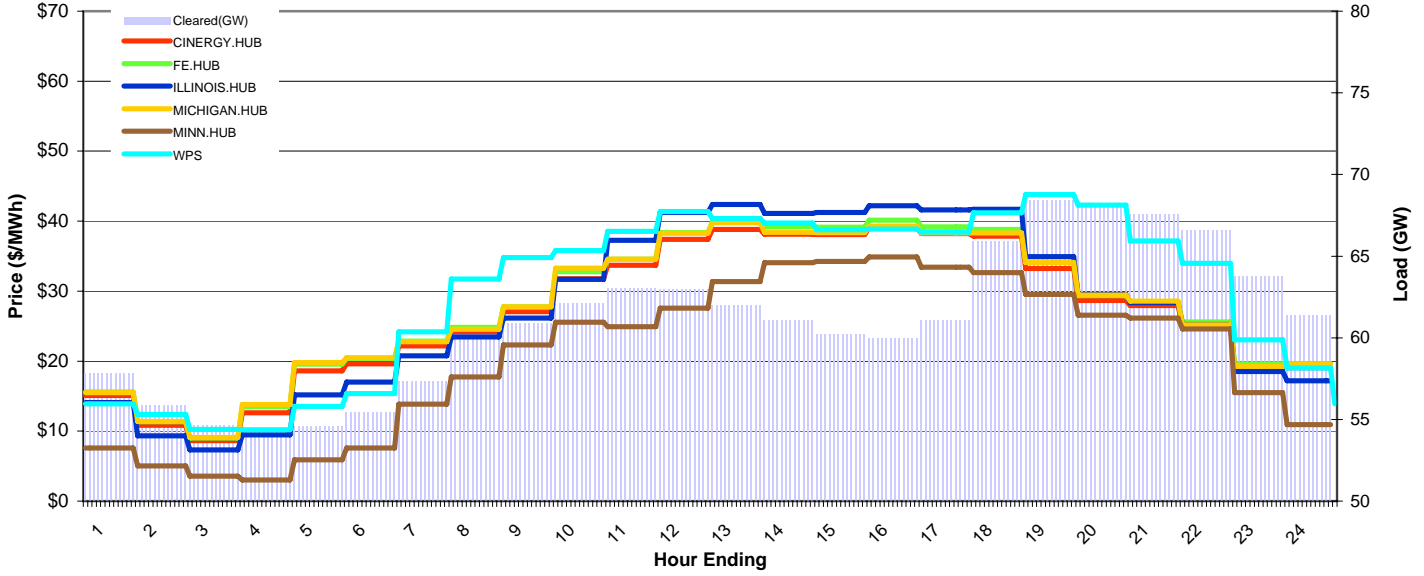
MISO Daily Report

Delivery Day: Thursday, July 16, 2009

Price Color Codes: ≤0 ≥100 ≥200

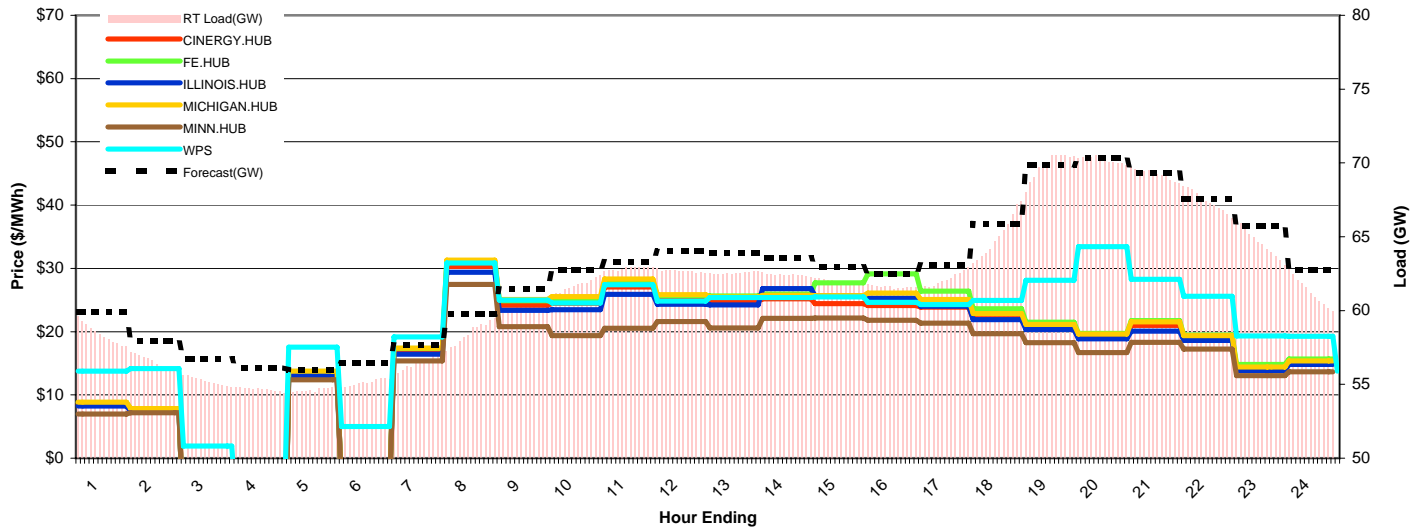
Day-Ahead Prices and Cleared Load

	HE1	HE2	HE3	HE4	HE5	HE6	HE7	HE8	HE9	HE10	HE11	HE12	HE13	HE14	HE15	HE16	HE17	HE18	HE19	HE20	HE21	HE22	HE23	HE24
CINERGY.HUB	15.07	10.85	8.62	12.64	18.63	19.63	22.18	24.19	27.07	31.79	33.71	37.41	38.83	38.12	38.10	39.09	38.21	37.84	33.25	28.68	27.92	25.05	19.13	19.06
FE.HUB	15.61	11.32	9.01	13.48	19.57	20.38	22.85	24.81	27.75	32.80	34.55	38.36	39.90	39.21	39.12	40.13	39.17	38.80	34.09	29.36	28.48	25.59	19.62	19.66
ILLINOIS.HUB	14.09	9.31	7.30	9.46	15.19	17.03	20.75	23.44	26.15	31.67	37.25	41.24	42.38	41.09	41.22	42.21	41.60	41.70	34.94	29.52	28.36	25.22	18.52	17.18
MICHIGAN.HUB	15.49	11.38	9.08	13.79	19.82	20.49	22.79	24.56	27.77	33.28	34.58	38.28	39.80	38.42	38.34	39.28	38.33	38.32	34.12	29.46	28.59	25.21	19.25	19.57
MINN.HUB	7.60	5.04	3.56	3.00	5.88	7.59	13.87	17.72	22.31	25.54	24.93	27.56	31.38	34.06	34.24	34.89	33.41	32.63	29.54	26.56	26.17	24.58	15.52	10.92
WPS	13.90	12.37	10.22	10.22	13.54	15.34	24.17	31.72	34.80	35.82	38.54	41.40	40.36	39.71	38.75	38.88	38.47	41.18	43.81	42.29	37.18	33.96	23.06	19.02
Cleared(GW)	57.8	55.8	54.6	54.2	54.6	55.5	57.3	60.0	60.9	62.1	63.0	63.0	62.0	61.1	60.2	60.0	61.0	65.9	68.4	68.2	67.6	66.6	63.7	61.3



Preliminary Real-Time Prices with Forecasted and Actual System Load

	HE1	HE2	HE3	HE4	HE5	HE6	HE7	HE8	HE9	HE10	HE11	HE12	HE13	HE14	HE15	HE16	HE17	HE18	HE19	HE20	HE21	HE22	HE23	HE24
CINERGY.HUB	8.59	7.85	-11.17	-26.70	13.46	-5.01	16.92	30.28	24.20	24.49	27.06	24.95	24.88	25.21	24.43	24.12	23.85	22.06	20.58	19.12	20.99	19.12	14.15	15.15
FE.HUB	8.79	7.81	-11.36	-27.18	13.73	-5.18	17.36	31.12	24.89	25.22	27.89	25.67	25.62	25.97	27.74	29.14	26.39	23.60	21.49	19.73	21.75	19.49	14.83	15.66
ILLINOIS.HUB	8.24	7.44	-10.89	-25.99	13.07	-4.85	16.43	29.38	23.37	23.46	25.89	24.31	24.23	26.83	25.63	25.31	24.04	21.88	20.33	18.89	20.10	18.60	13.86	14.81
MICHIGAN.HUB	8.85	7.85	-11.39	-27.31	13.77	-5.15	17.40	31.30	25.11	25.52	28.31	25.85	25.51	25.72	25.71	26.08	25.07	22.88	21.16	19.63	21.57	19.37	14.44	15.40
MINN.HUB	6.99	7.16	-10.47	-24.94	12.38	-4.72	15.38	27.47	20.77	19.35	20.54	21.58	20.57	22.10	22.14	21.81	21.33	19.69	18.27	16.71	18.30	17.26	13.06	13.64
WPS	13.75	14.18	1.90	-7.61	17.53	5.00	19.18	30.87	25.00	24.52	27.44	24.86	25.41	25.39	25.47	24.63	24.29	24.93	28.13	33.41	28.29	25.58	19.31	19.27
Forecasted(GW)	59.9	57.9	56.7	56.1	56.0	56.4	57.7	59.8	61.5	62.7	63.3	64.0	63.9	63.6	62.9	62.5	63.1	65.9	69.9	70.3	69.3	67.5	65.7	62.7
(RT) - (DA Load)	0.56	0.64	0.56	0.45	0.03	-0.34	-0.97	-1.57	-0.63	-0.41	-0.17	-0.28	0.55	1.32	1.72	1.60	1.05	-0.85	1.40	1.95	1.66	0.84	0.85	-0.07



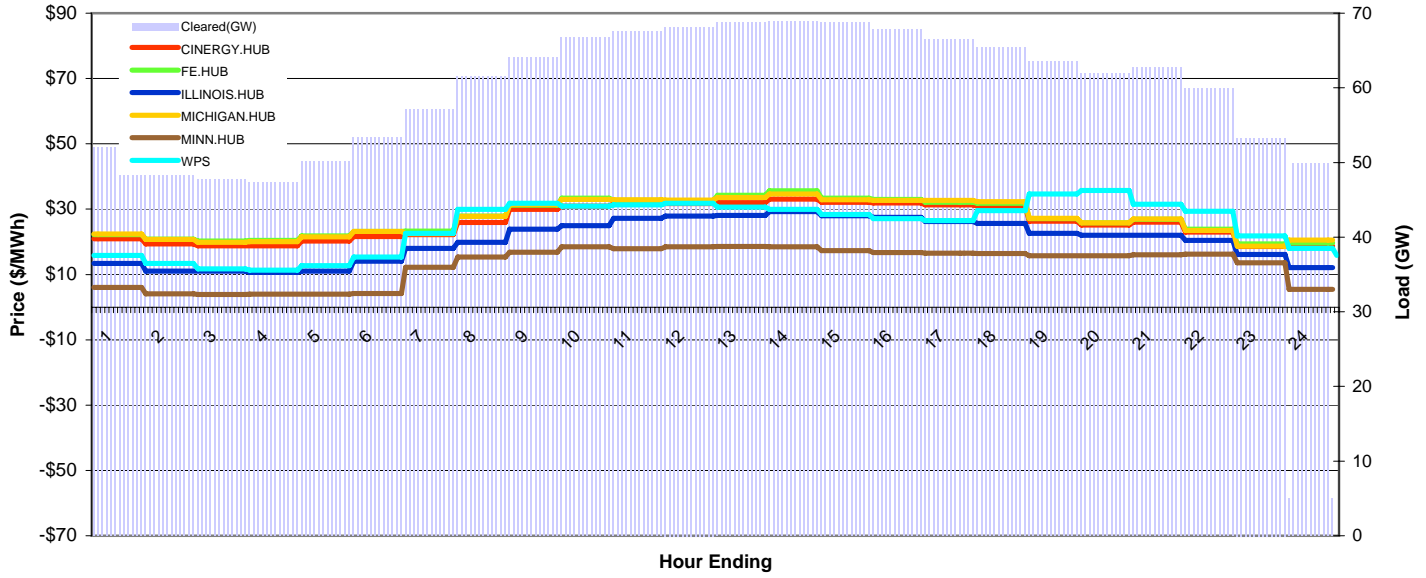
MISO Daily Report

Delivery Day: Friday, July 17, 2009

Price Color Codes: ≤0 ≥100 ≥200

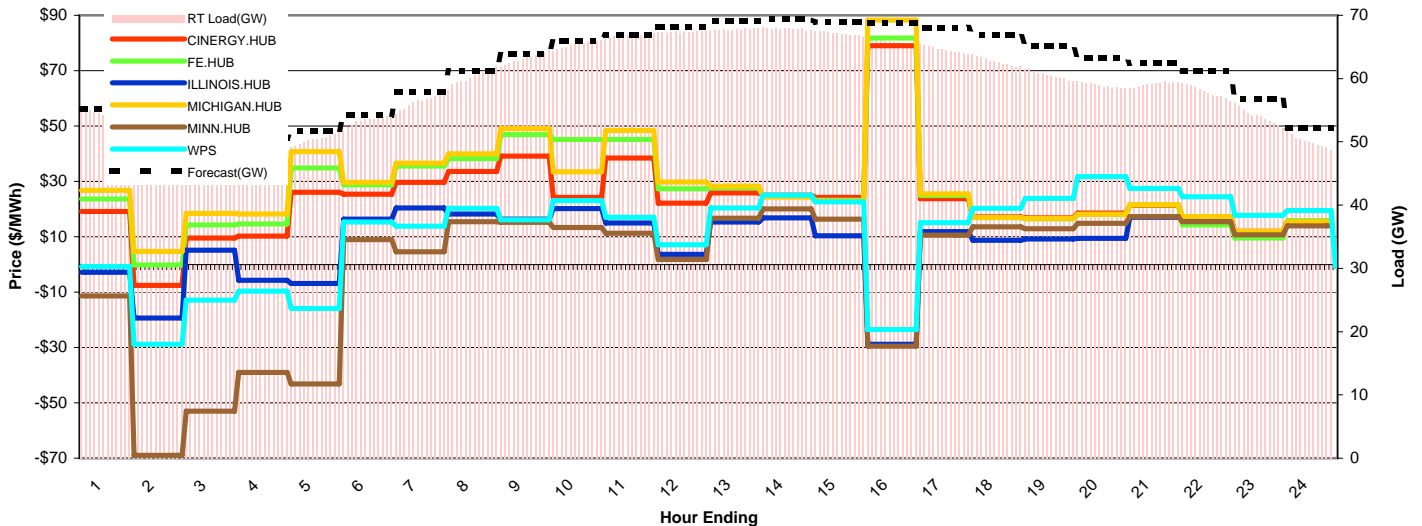
Day-Ahead Prices and Cleared Load

	HE1	HE2	HE3	HE4	HE5	HE6	HE7	HE8	HE9	HE10	HE11	HE12	HE13	HE14	HE15	HE16	HE17	HE18	HE19	HE20	HE21	HE22	HE23	HE24
CINERGY.HUB	20.88	19.39	18.75	18.73	20.20	21.63	22.15	25.90	29.90	30.95	31.71	31.73	32.00	33.08	32.05	31.94	31.31	30.88	26.31	25.09	26.03	23.02	18.54	18.72
FE.HUB	22.23	20.81	20.28	20.44	21.82	23.17	23.24	27.90	31.17	33.40	32.72	32.63	34.28	35.58	33.38	33.00	32.06	31.78	27.13	25.80	26.91	23.89	19.33	19.64
ILLINOIS.HUB	13.42	11.00	11.00	10.63	11.00	14.06	18.00	19.89	23.89	24.99	27.24	27.86	28.08	29.25	28.00	27.50	26.24	25.66	22.59	21.96	22.00	20.44	16.12	12.14
MICHIGAN.HUB	22.38	20.69	19.85	20.01	21.53	23.17	22.51	27.77	31.38	32.99	32.89	32.74	33.53	34.66	32.87	32.70	32.68	32.29	27.20	25.82	26.99	23.45	18.63	20.50
MINN.HUB	5.99	4.08	3.91	3.93	4.02	4.15	12.18	15.31	16.78	18.46	17.92	18.45	18.59	18.50	17.34	16.68	16.50	16.46	15.76	15.73	16.02	16.25	13.62	5.47
WPS	15.87	13.39	11.68	11.30	12.70	15.32	22.58	29.90	31.81	30.93	31.31	31.75	30.63	29.89	28.41	27.08	26.50	29.55	34.65	35.74	31.48	29.32	21.83	17.99
Cleared(GW)	52.0	49.6	47.8	47.3	50.2	53.4	57.1	61.5	64.1	66.7	67.6	68.1	68.7	68.8	68.8	67.8	66.4	65.4	63.5	61.9	62.8	59.9	53.3	5.0



Preliminary Real-Time Prices with Forecasted and Actual System Load

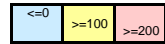
	HE1	HE2	HE3	HE4	HE5	HE6	HE7	HE8	HE9	HE10	HE11	HE12	HE13	HE14	HE15	HE16	HE17	HE18	HE19	HE20	HE21	HE22	HE23	HE24
CINERGY.HUB	19.17	-7.53	9.53	10.21	26.04	25.34	29.65	33.64	39.11	24.27	38.45	22.10	25.80	25.07	24.22	78.98	23.74	17.16	16.78	18.61	21.38	17.12	11.92	15.56
FE.HUB	23.68	-0.23	14.33	14.59	34.86	28.71	35.58	38.25	46.91	45.18	45.15	27.31	27.70	24.65	23.14	81.84	24.90	16.89	16.50	18.11	21.60	14.23	9.59	15.77
ILLINOIS.HUB	-2.88	-19.37	5.13	-5.77	-6.87	16.31	20.40	18.24	16.31	20.18	14.95	3.69	15.31	16.81	10.37	-28.85	11.86	8.71	9.18	9.41	17.00	16.47	11.52	15.23
MICHIGAN.HUB	26.81	4.71	18.41	18.20	40.71	29.68	36.58	39.95	49.07	33.48	48.41	29.82	28.30	24.34	22.91	88.27	25.47	16.88	16.62	18.06	21.61	17.25	11.92	15.48
MINN.HUB	-11.41	-69.01	-53.06	-38.98	-43.23	8.92	4.53	15.48	15.20	13.40	11.23	1.74	16.75	20.06	16.37	-29.59	10.57	13.53	12.85	14.83	17.28	15.44	10.74	13.93
WPS	-0.77	-28.84	-12.93	-9.66	-15.93	15.35	13.80	20.26	16.13	23.10	17.03	7.14	20.42	25.03	22.58	-23.49	15.14	20.24	23.85	31.75	27.42	24.40	17.80	19.49
Forecasted(GW)	55.3	52.7	51.1	50.6	51.7	54.3	57.9	61.2	63.8	66.0	66.9	68.1	69.1	69.3	68.9	68.7	68.0	67.0	65.2	63.3	62.5	61.2	56.7	52.1
(RT) - (DA Load)	2.16	1.99	2.09	1.93	0.22	-0.02	-0.74	-1.23	-0.89	-1.34	-0.73	-0.72	-0.91	-0.96	-1.62	-1.88	-1.81	-2.68	-2.91	-3.00	-3.63	-1.94	0.79	45.06



MISO Daily Report

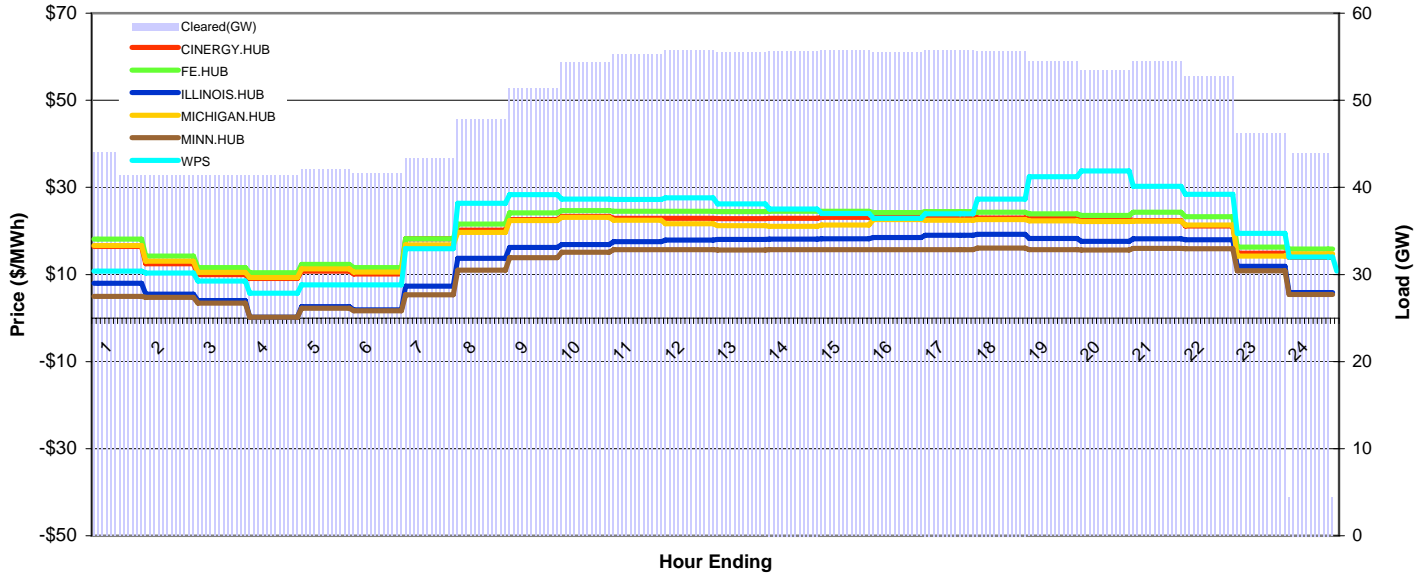
Delivery Day: Saturday, July 18, 2009

Price Color Codes:



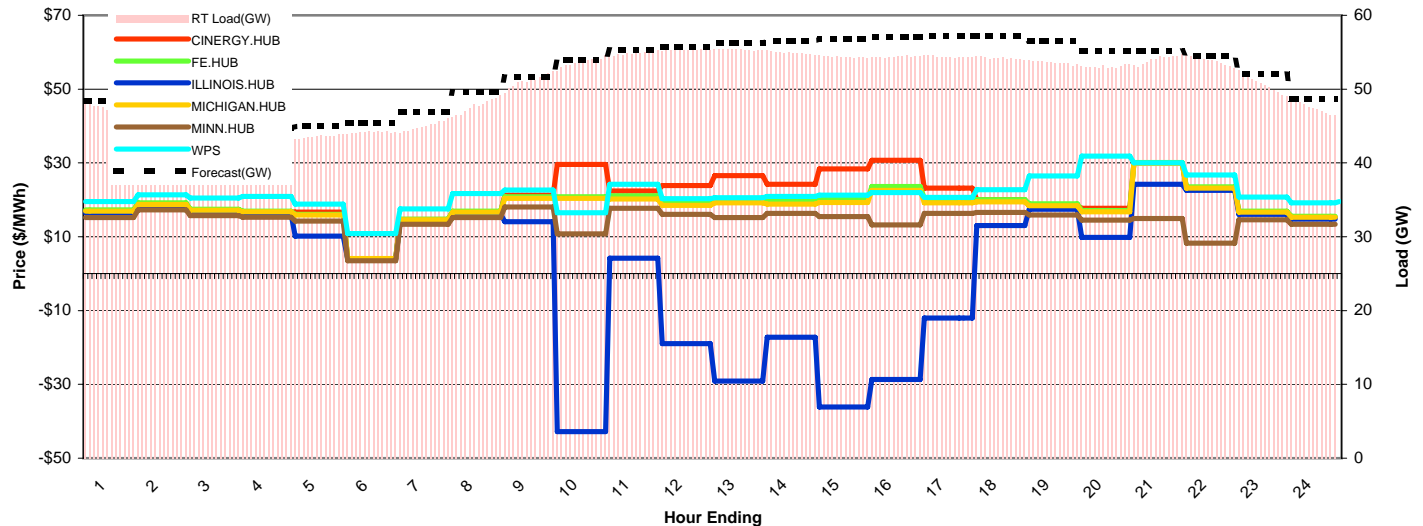
Day-Ahead Prices and Cleared Load

	HE1	HE2	HE3	HE4	HE5	HE6	HE7	HE8	HE9	HE10	HE11	HE12	HE13	HE14	HE15	HE16	HE17	HE18	HE19	HE20	HE21	HE22	HE23	HE24
CINERGY.HUB	16.41	12.45	10.00	9.09	10.75	10.13	18.20	20.19	22.57	23.31	22.87	22.92	22.84	22.90	23.15	23.36	23.12	22.94	22.81	22.69	22.39	21.10	14.88	13.91
FE.HUB	18.09	14.19	11.60	10.39	12.32	11.58	18.20	21.59	24.16	24.63	24.50	24.53	24.43	24.49	24.50	24.20	24.47	24.28	23.94	23.59	24.26	23.25	16.28	15.87
ILLINOIS.HUB	8.00	5.46	4.03	0.21	2.60	1.88	7.30	13.69	16.22	16.87	17.52	17.91	18.06	18.13	18.22	18.52	19.01	19.23	18.29	17.60	18.16	17.94	11.88	5.85
MICHIGAN.HUB	16.65	13.08	10.50	9.33	11.29	10.53	16.82	19.63	22.38	23.10	22.42	21.64	21.20	21.03	21.33	22.61	22.45	22.60	22.30	22.17	22.25	21.34	14.21	14.71
MINN.HUB	5.00	4.76	3.45	0.18	2.23	1.63	5.36	11.02	13.84	15.12	15.69	15.69	15.59	15.68	15.70	15.70	15.71	16.03	15.69	15.59	15.99	15.92	10.83	5.44
WPS	10.76	10.30	8.47	5.72	7.62	7.60	15.90	26.33	28.34	27.31	27.25	27.62	26.22	25.01	24.00	22.88	23.94	27.30	32.47	33.76	30.22	28.43	19.42	13.99
Cleared(GW)	44.0	42.3	41.7	41.3	42.1	41.6	43.3	47.8	51.3	54.4	55.2	55.7	55.5	55.7	55.7	55.5	55.8	55.7	54.5	53.5	54.5	52.7	46.2	4.4



Preliminary Real-Time Prices with Forecasted and Actual System Load

	HE1	HE2	HE3	HE4	HE5	HE6	HE7	HE8	HE9	HE10	HE11	HE12	HE13	HE14	HE15	HE16	HE17	HE18	HE19	HE20	HE21	HE22	HE23	HE24
CINERGY.HUB	17.06	18.92	17.28	16.75	16.65	4.05	14.68	16.75	21.30	29.59	22.41	23.91	26.60	24.25	28.36	30.73	23.21	20.08	18.28	17.72	29.96	23.26	16.70	15.32
FE.HUB	17.31	19.21	17.44	16.91	16.05	4.06	14.78	16.96	20.86	20.86	21.12	19.79	20.08	19.92	20.18	23.59	20.40	20.05	18.92	17.07	30.15	23.51	16.93	15.54
ILLINOIS.HUB	16.43	18.22	16.62	16.13	10.18	3.90	14.18	16.18	14.09	-42.78	4.19	-18.96	-29.13	-17.25	-36.17	-28.64	-12.04	13.00	17.49	9.80	24.19	22.56	16.07	14.79
MICHIGAN.HUB	16.95	18.78	17.19	16.75	15.90	4.07	14.60	16.64	20.37	20.39	20.26	18.53	19.23	18.86	19.26	22.53	19.16	19.47	18.40	16.75	29.82	23.16	16.71	15.30
MINN.HUB	15.24	17.29	15.68	15.25	14.26	3.53	13.41	15.16	18.03	10.77	17.72	16.10	15.18	16.36	15.48	13.21	16.37	16.57	15.88	14.50	14.96	8.26	14.62	13.41
WPS	19.52	21.37	20.47	20.90	18.81	10.90	17.52	21.68	22.64	16.48	24.21	20.34	20.58	20.93	21.30	21.97	20.63	22.78	26.49	31.83	30.06	26.73	20.76	19.22
Forecasted(GW)	48.3	46.4	45.2	44.7	45.0	45.4	46.8	49.6	51.6	53.9	55.3	55.7	56.2	56.5	56.8	57.0	57.2	57.2	56.5	55.1	55.1	54.5	52.0	48.6
(RT) - (DA Load)	3.20	2.88	2.36	2.06	1.51	2.57	1.70	-0.10	-0.20	-0.69	-0.31	-0.36	-0.13	-0.73	-1.33	-1.10	-1.37	-1.43	-0.84	-0.37	-0.41	1.16	4.55	43.11



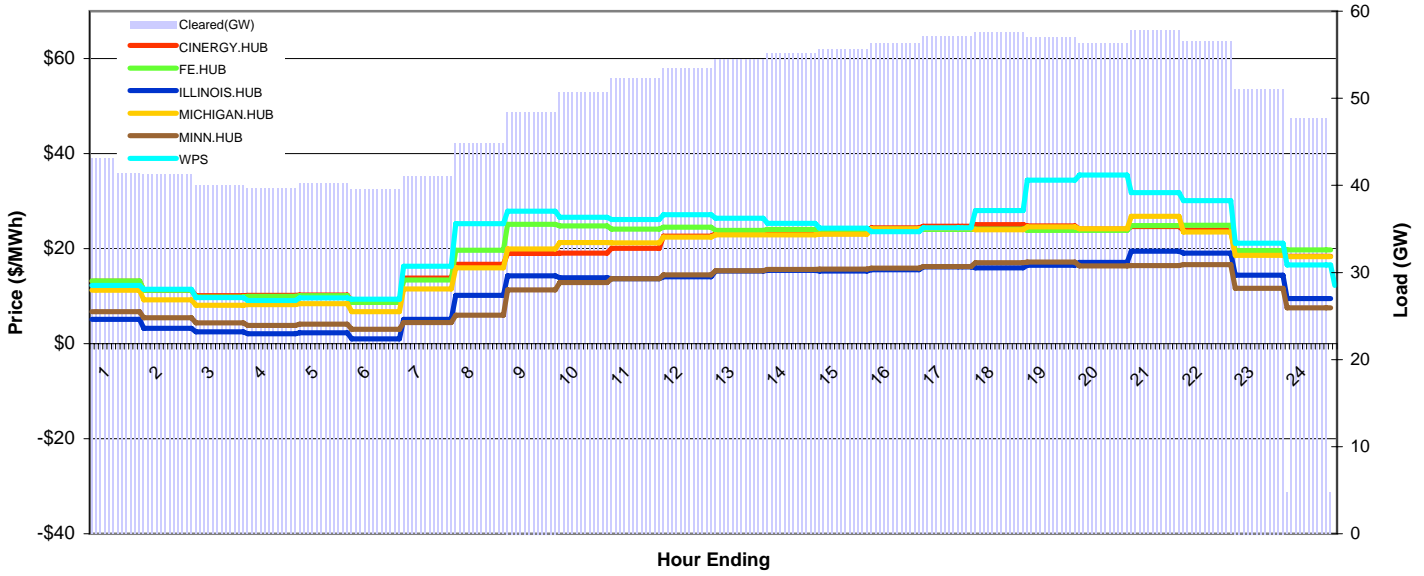
MISO Daily Report

Delivery Day: Sunday, July 19, 2009

Price Color Codes: ≤0 ≥100 ≥200

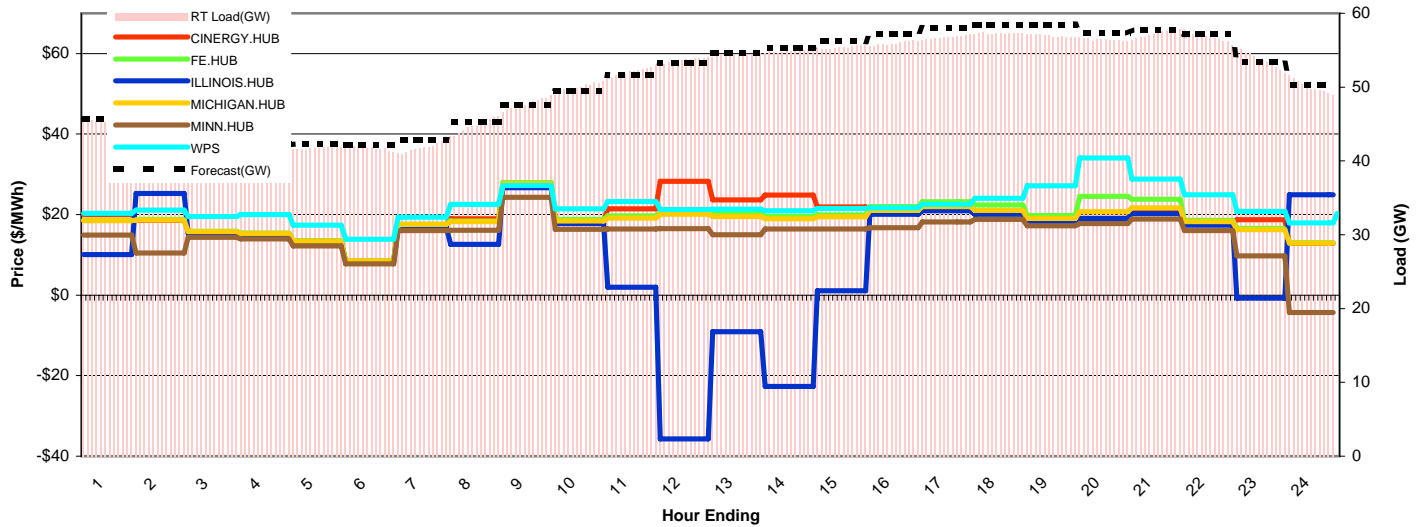
Day-Ahead Prices and Cleared Load

	HE1	HE2	HE3	HE4	HE5	HE6	HE7	HE8	HE9	HE10	HE11	HE12	HE13	HE14	HE15	HE16	HE17	HE18	HE19	HE20	HE21	HE22	HE23	HE24
CINERGY.HUB	13.13	11.28	10.13	10.16	10.28	8.75	13.81	16.72	19.00	19.06	20.11	22.67	23.16	23.44	23.19	24.43	24.73	25.10	24.83	24.11	24.64	23.94	19.08	18.41
FE.HUB	13.22	11.25	9.86	9.96	10.11	8.67	13.44	19.66	25.17	24.78	24.11	24.50	23.83	24.08	23.88	24.10	24.06	24.10	23.86	23.83	24.86	24.96	19.61	19.73
ILLINOIS.HUB	5.14	3.22	2.48	2.13	2.32	1.00	5.14	10.18	14.26	13.87	13.68	14.10	15.29	15.46	15.33	15.60	16.16	16.00	16.50	17.15	19.50	19.09	14.44	9.50
MICHIGAN.HUB	11.23	9.23	8.12	8.26	8.40	6.76	11.51	15.96	19.98	21.31	21.24	22.44	22.92	22.93	23.02	24.18	24.30	24.02	24.62	24.22	26.79	23.50	18.63	18.33
MINN.HUB	6.76	5.46	4.40	3.87	4.10	3.02	4.46	5.98	11.35	12.86	13.72	14.48	15.40	15.61	15.71	15.90	16.23	17.03	17.20	16.35	16.43	16.67	11.67	7.54
WPS	12.28	11.44	9.73	9.11	9.67	9.37	16.29	25.27	27.88	26.60	26.18	27.14	26.40	25.33	24.31	23.60	24.41	28.02	34.46	35.51	31.79	30.15	21.18	16.59
Cleared(GW)	43.1	41.2	40.0	39.7	40.2	39.5	41.0	44.8	48.4	50.6	52.3	53.4	54.4	55.2	55.6	56.3	57.1	57.5	57.0	56.3	57.8	56.5	51.1	4.8



Preliminary Real-Time Prices with Forecasted and Actual System Load

	HE1	HE2	HE3	HE4	HE5	HE6	HE7	HE8	HE9	HE10	HE11	HE12	HE13	HE14	HE15	HE16	HE17	HE18	HE19	HE20	HE21	HE22	HE23	HE24
CINERGY.HUB	20.03	18.56	15.76	15.28	13.43	8.48	17.53	18.97	27.63	18.38	21.43	28.24	23.69	24.84	21.94	20.75	21.65	20.67	18.92	19.06	20.91	18.19	18.77	12.84
FE.HUB	18.66	18.78	15.87	15.37	13.49	8.49	17.59	18.38	27.93	18.80	19.68	20.54	20.22	19.53	19.94	22.02	23.16	22.42	19.77	24.51	23.82	18.58	16.59	13.00
ILLINOIS.HUB	10.06	25.26	15.26	14.80	13.02	8.22	16.96	12.65	26.70	17.79	2.00	-35.67	-9.10	-22.67	1.11	20.05	20.95	20.05	18.30	19.09	20.21	17.39	-0.74	24.97
MICHIGAN.HUB	18.51	18.65	15.77	15.28	13.43	8.48	17.54	18.26	27.64	18.44	19.10	20.11	19.56	18.97	19.47	21.02	21.97	21.03	19.04	20.76	21.70	18.28	16.26	12.94
MINN.HUB	14.90	10.49	14.39	13.95	12.25	7.78	16.02	16.12	24.29	16.33	16.47	16.49	14.99	16.44	16.45	16.76	18.21	18.82	17.19	17.82	18.88	16.05	9.74	-4.32
WPS	20.36	21.08	19.56	20.02	17.36	13.86	19.35	22.52	27.28	21.41	23.30	21.26	21.38	20.95	21.53	21.66	22.53	24.10	27.19	34.08	28.82	24.95	20.79	17.96
Forecasted(GW)	45.7	44.0	42.8	42.2	42.3	42.2	42.9	45.2	47.5	49.5	51.6	53.3	54.6	55.4	56.2	57.2	58.0	58.5	58.5	57.3	57.8	57.2	53.4	50.3
(RT) - (DA Load)	1.99	2.14	2.27	2.11	1.55	2.23	0.82	-0.04	-0.66	-0.61	-0.22	0.26	0.01	-0.22	-0.16	-0.30	-0.32	-0.24	0.02	0.13	-0.55	0.38	2.73	45.33



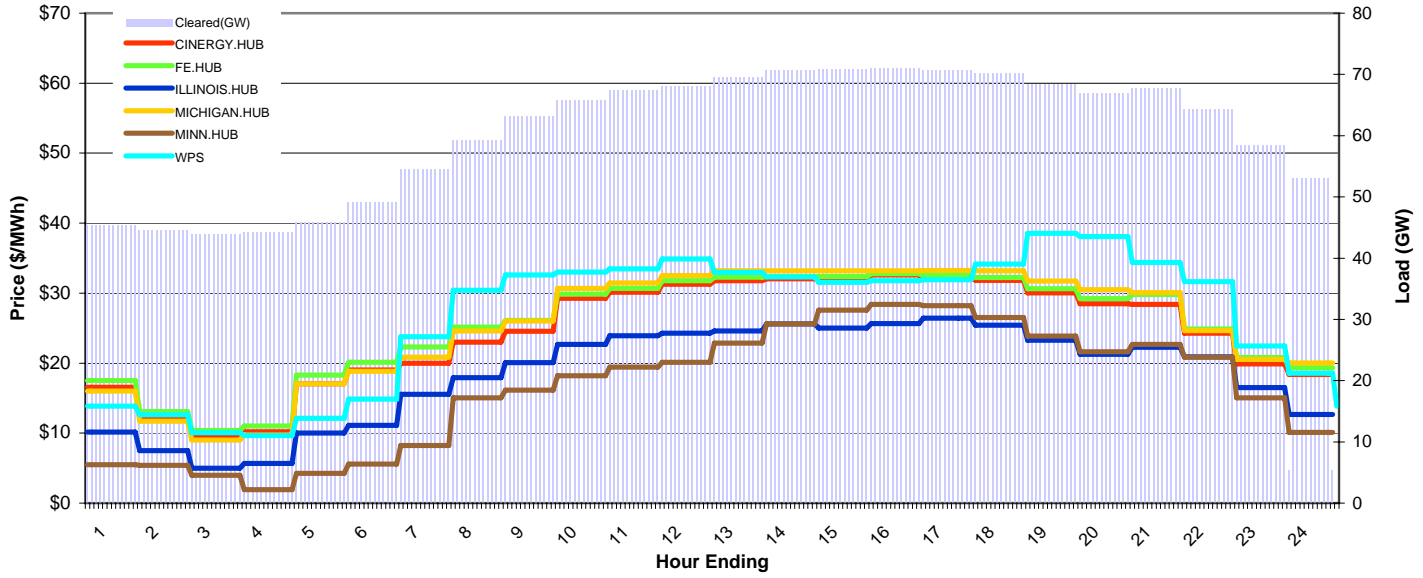
MISO Daily Report

Delivery Day: Monday, July 20, 2009

Price Color Codes: <=0 >=100 >=200

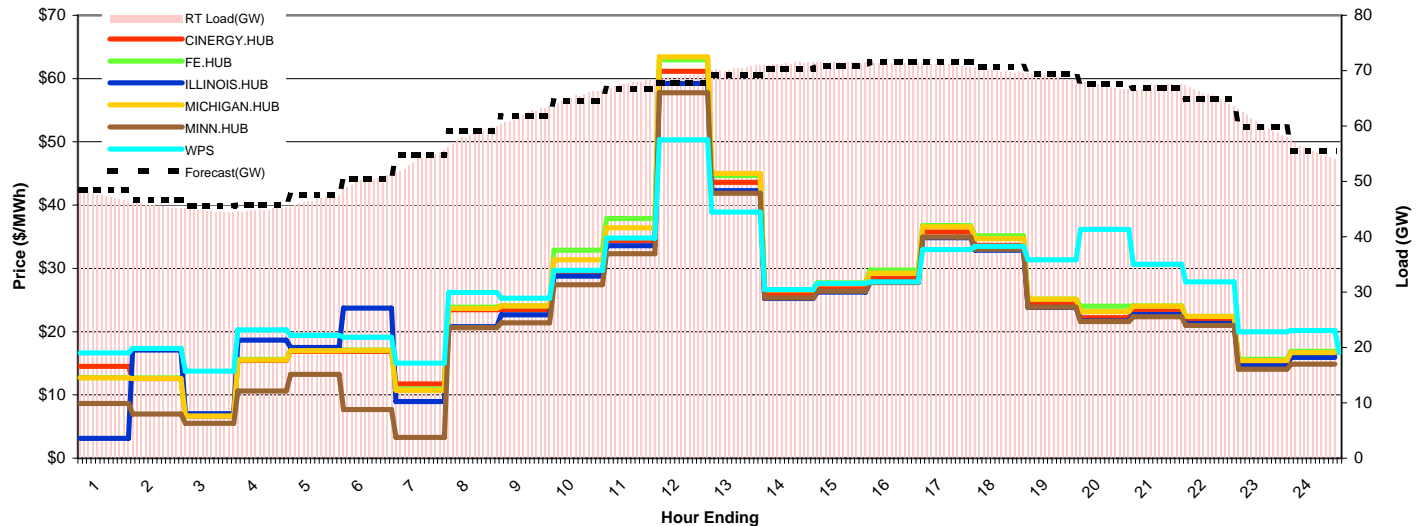
Day-Ahead Prices and Cleared Load

	HE1	HE2	HE3	HE4	HE5	HE6	HE7	HE8	HE9	HE10	HE11	HE12	HE13	HE14	HE15	HE16	HE17	HE18	HE19	HE20	HE21	HE22	HE23	HE24
CINERGY.HUB	16.54	12.24	9.48	10.21	17.05	19.00	19.96	23.00	24.55	29.27	30.12	31.26	31.78	32.03	32.15	32.61	32.25	31.81	30.03	28.47	28.41	24.29	19.89	18.40
FE.HUB	17.49	13.07	10.38	11.04	18.28	20.14	22.31	25.14	26.12	29.84	30.70	31.78	32.28	32.39	32.38	32.80	32.51	32.24	30.63	29.23	29.80	24.88	20.80	19.36
ILLINOIS.HUB	10.13	7.51	5.00	5.66	10.00	11.12	15.55	17.94	20.05	22.69	23.91	24.30	24.59	25.59	25.02	25.63	26.44	25.41	23.28	21.28	22.25	20.88	16.52	12.67
MICHIGAN.HUB	16.01	11.71	9.00	9.72	17.06	18.83	20.83	24.58	26.00	30.66	31.47	32.49	33.18	33.21	33.21	33.19	33.22	33.21	31.71	30.50	30.08	24.66	20.54	20.01
MINN.HUB	5.49	5.40	4.00	1.93	4.26	5.60	8.24	15.04	16.15	18.18	19.43	20.12	22.84	25.60	27.56	28.40	28.19	26.54	23.87	21.61	22.69	20.85	15.04	10.10
WPS	13.86	12.63	10.04	9.64	12.10	14.84	23.79	30.42	32.59	33.02	33.47	34.90	32.94	32.35	31.56	31.80	31.93	34.15	38.56	38.08	34.40	31.65	22.47	18.54
Cleared(GW)	45.4	44.5	43.9	44.2	45.8	49.2	54.5	59.3	63.2	65.8	67.5	68.1	69.4	70.6	70.8	71.0	70.7	70.1	68.4	66.9	67.8	64.3	58.5	5.3



Preliminary Real-Time Prices with Forecasted and Actual System Load

	HE1	HE2	HE3	HE4	HE5	HE6	HE7	HE8	HE9	HE10	HE11	HE12	HE13	HE14	HE15	HE16	HE17	HE18	HE19	HE20	HE21	HE22	HE23	HE24
CINERGY.HUB	14.52	12.60	6.68	15.46	16.87	16.88	11.75	23.45	23.49	29.56	34.40	61.16	43.62	25.97	26.98	28.44	35.75	33.63	24.50	22.21	23.51	21.92	15.10	16.46
FE.HUB	12.74	12.69	6.74	15.61	17.08	17.12	10.92	23.88	24.10	32.90	37.89	62.99	44.67	26.64	27.70	29.73	36.75	35.13	25.14	24.03	24.06	22.39	15.64	16.90
ILLINOIS.HUB	3.13	17.11	7.02	18.66	17.48	23.73	8.97	20.78	22.68	28.76	33.57	59.25	42.29	25.26	26.24	27.76	34.84	32.89	23.84	21.71	22.72	21.27	14.63	15.93
MICHIGAN.HUB	12.67	12.61	6.69	15.53	17.00	17.02	10.74	23.65	24.07	31.37	36.40	63.45	45.00	26.58	27.55	29.22	36.57	34.71	25.13	23.18	24.03	22.41	15.42	16.71
MINN.HUB	8.64	6.99	5.53	10.62	13.24	7.68	3.27	20.63	21.41	27.39	32.30	57.74	41.88	25.32	26.41	27.77	34.93	33.02	23.89	21.59	22.34	20.97	14.08	14.89
WPS	16.66	17.34	13.74	20.27	19.41	19.13	15.02	26.18	25.29	29.67	34.81	50.32	38.88	26.64	27.59	27.88	32.99	33.50	31.36	36.16	30.65	27.88	19.99	20.18
Forecasted(GW)	48.4	46.6	45.6	45.8	47.4	50.5	54.8	59.0	61.8	64.5	66.7	67.8	69.2	70.4	71.0	71.5	71.5	70.7	69.5	67.6	66.8	64.8	59.8	55.5
(RT) - (DA Load)	1.94	1.05	0.81	0.63	0.85	0.97	-0.76	-0.90	-1.18	-0.42	0.20	1.01	0.96	0.69	0.60	0.33	0.35	-0.08	0.45	0.32	-0.68	1.27	1.87	50.29



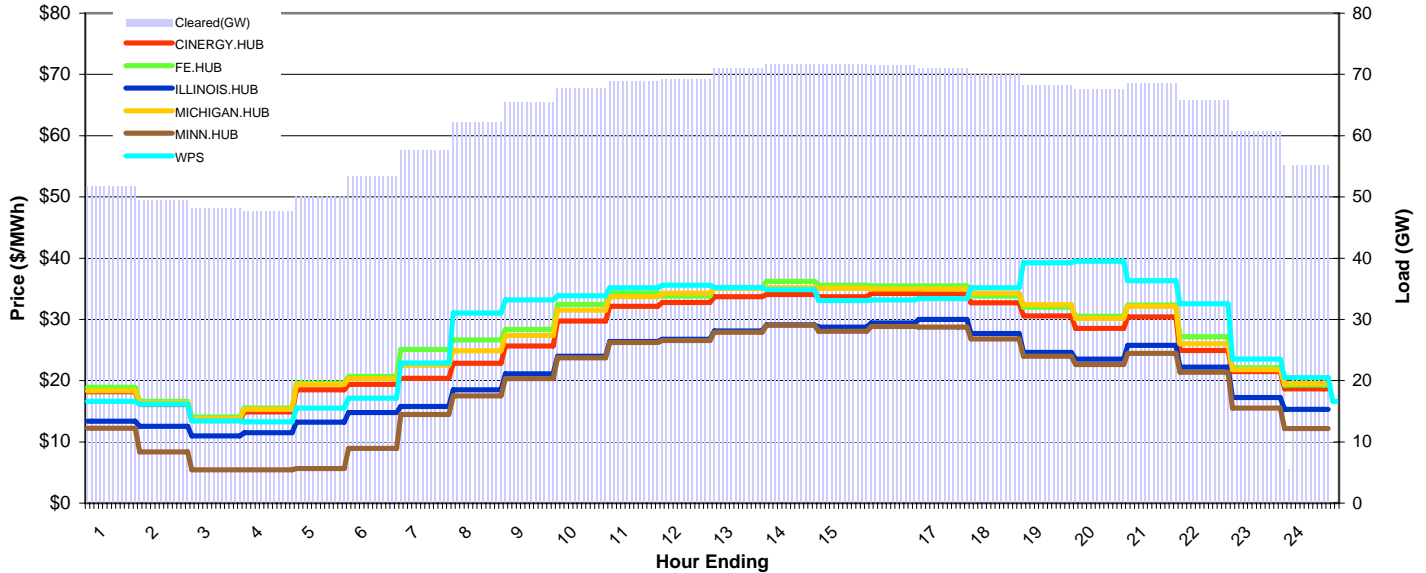
MISO Daily Report

Delivery Day: Tuesday, July 21, 2009

Price Color Codes: ≤0 ≥100 ≥200

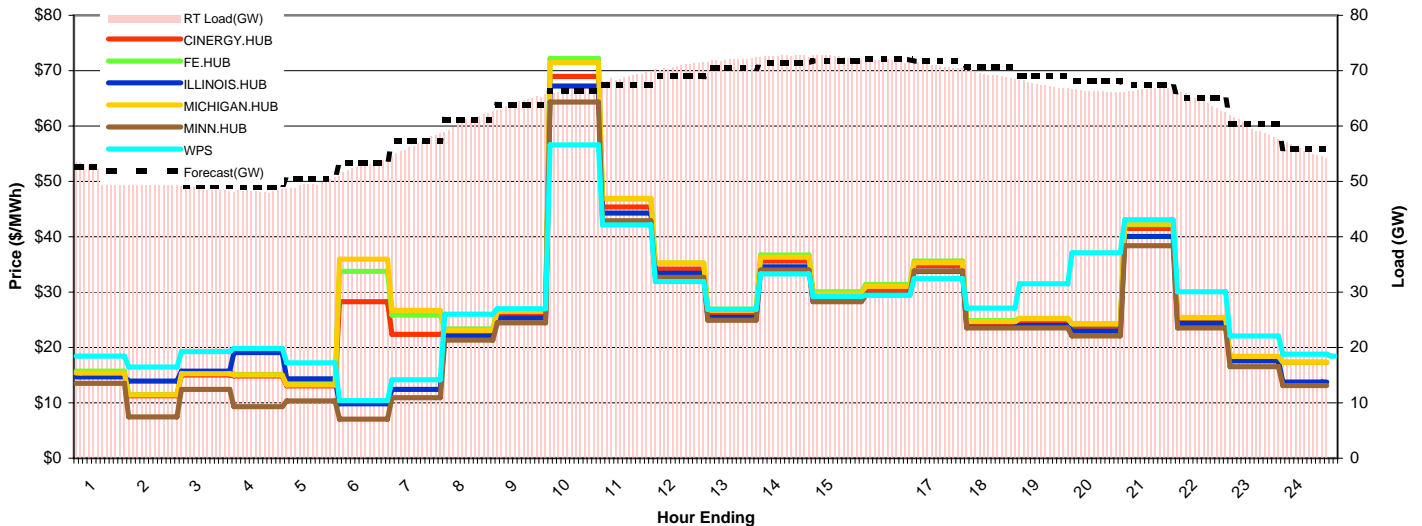
Day-Ahead Prices and Cleared Load

	HE1	HE2	HE3	HE4	HE5	HE6	HE7	HE8	HE9	HE10	HE11	HE12	HE13	HE14	HE15	HE16	HE17	HE18	HE19	HE20	HE21	HE22	HE23	HE24
CINERGY.HUB	18.17	16.07	13.47	14.87	18.48	19.39	20.36	22.84	25.67	29.73	32.12	32.76	33.68	34.08	33.72	34.25	34.15	32.72	30.59	28.53	30.41	24.92	21.48	18.67
FE.HUB	18.92	16.64	14.07	15.51	19.61	20.71	25.08	26.67	28.39	32.45	34.32	33.79	35.16	36.22	35.57	35.46	35.48	33.83	31.98	30.50	32.32	27.17	22.09	19.29
ILLINOIS.HUB	13.40	12.56	10.99	11.50	13.23	14.77	15.77	18.52	21.12	24.00	26.40	26.74	28.12	29.13	28.75	29.42	29.98	27.68	24.59	23.50	25.76	22.19	17.25	15.31
MICHIGAN.HUB	18.34	16.36	13.78	15.30	19.36	20.33	22.51	24.88	27.40	31.52	33.69	34.28	35.05	35.17	35.07	34.97	34.97	34.26	32.42	30.14	32.15	26.03	21.78	19.55
MINN.HUB	12.25	8.34	5.46	5.42	5.63	8.95	14.46	17.48	20.35	23.72	26.21	26.54	27.89	29.07	28.04	28.83	28.76	26.80	24.00	22.61	24.46	21.38	15.54	12.20
WPS	16.59	16.13	13.40	13.29	15.53	17.14	22.87	31.02	33.19	33.87	35.18	35.57	35.20	34.86	33.09	33.20	33.38	35.18	39.23	39.49	36.34	32.56	23.52	20.47
Cleared(GW)	51.7	49.4	48.1	47.7	50.1	53.4	57.6	62.2	65.4	67.7	68.9	69.3	70.9	71.6	71.6	71.5	70.9	70.0	68.2	67.6	68.5	65.7	60.8	5.5



Preliminary Real-Time Prices with Forecasted and Actual System Load

	HE1	HE2	HE3	HE4	HE5	HE6	HE7	HE8	HE9	HE10	HE11	HE12	HE13	HE14	HE15	HE16	HE17	HE18	HE19	HE20	HE21	HE22	HE23	HE24
CINERGY.HUB	15.12	11.29	15.04	14.88	13.09	28.29	22.39	22.73	26.03	68.95	45.40	34.16	26.09	35.59	29.21	30.58	34.79	24.36	24.79	23.83	41.50	25.06	18.22	17.30
FE.HUB	15.71	11.50	15.51	15.14	13.47	33.76	25.84	23.35	26.64	72.17	46.83	35.26	26.94	36.72	30.08	31.39	35.63	24.83	25.25	24.25	42.19	25.39	18.41	17.34
ILLINOIS.HUB	14.67	13.93	15.71	19.07	14.31	9.81	12.43	22.00	25.29	67.23	44.27	33.39	25.43	34.59	28.36	29.68	33.78	23.62	23.97	22.95	40.08	24.32	17.59	13.77
MICHIGAN.HUB	15.36	11.42	15.27	15.02	13.22	35.96	26.70	23.07	26.55	71.45	46.91	35.24	26.71	36.30	29.75	31.06	35.30	24.70	25.20	24.26	42.30	25.45	18.40	17.32
MINN.HUB	13.50	7.48	12.43	9.29	10.33	7.06	10.95	21.35	24.43	64.36	42.90	32.64	24.90	33.98	28.26	29.54	33.80	23.51	23.50	22.09	38.38	23.50	16.56	13.13
WPS	18.42	16.50	19.23	19.83	17.20	10.41	14.15	26.02	27.01	56.57	42.14	31.89	26.89	33.27	29.18	29.43	32.42	27.12	31.52	37.11	43.04	30.08	22.06	18.80
Forecasted(GW)	52.6	50.4	49.2	49.0	50.5	53.4	57.4	61.1	63.8	66.4	67.5	68.9	70.4	71.4	71.8	72.0	71.7	70.7	69.0	68.1	67.4	65.1	60.3	55.9
(RT) - (DA Load)	0.56	0.58	0.55	0.49	-0.61	-0.60	-0.93	-1.21	-1.03	-0.93	0.03	1.56	1.08	0.99	0.94	0.25	-0.05	-0.74	-0.74	-1.29	-1.90	-1.22	-1.15	50.16



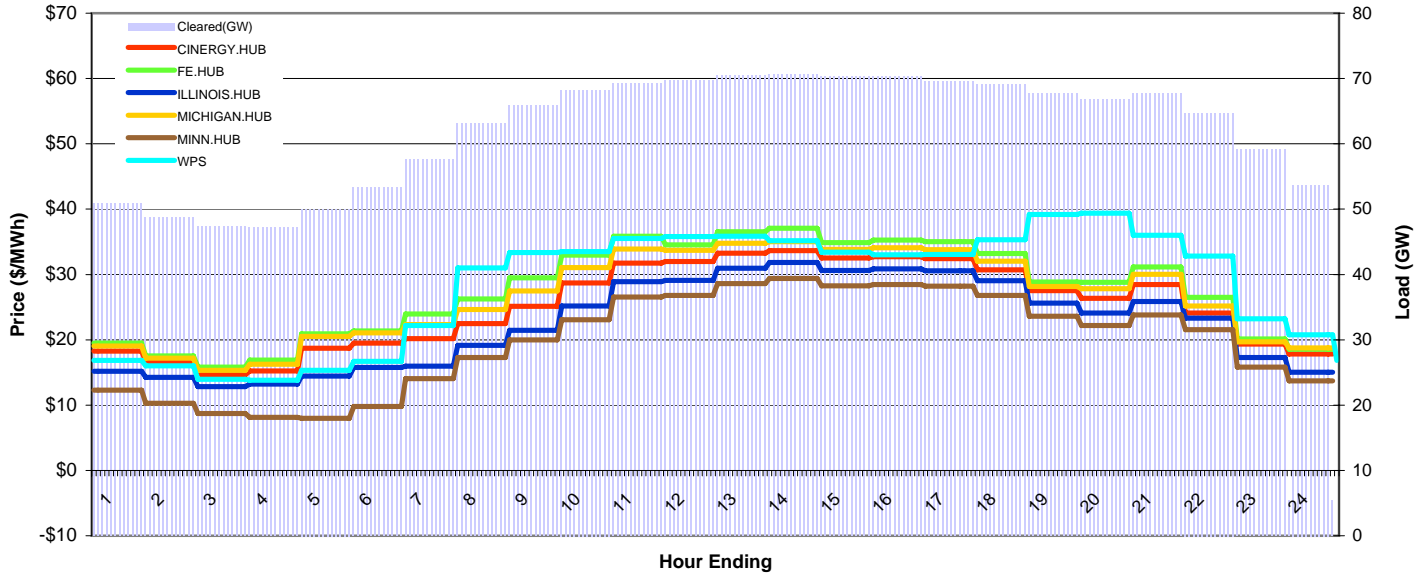
MISO Daily Report

Delivery Day: Wednesday, July 22, 2009

Price Color Codes: ≤0 ≥100 ≥200

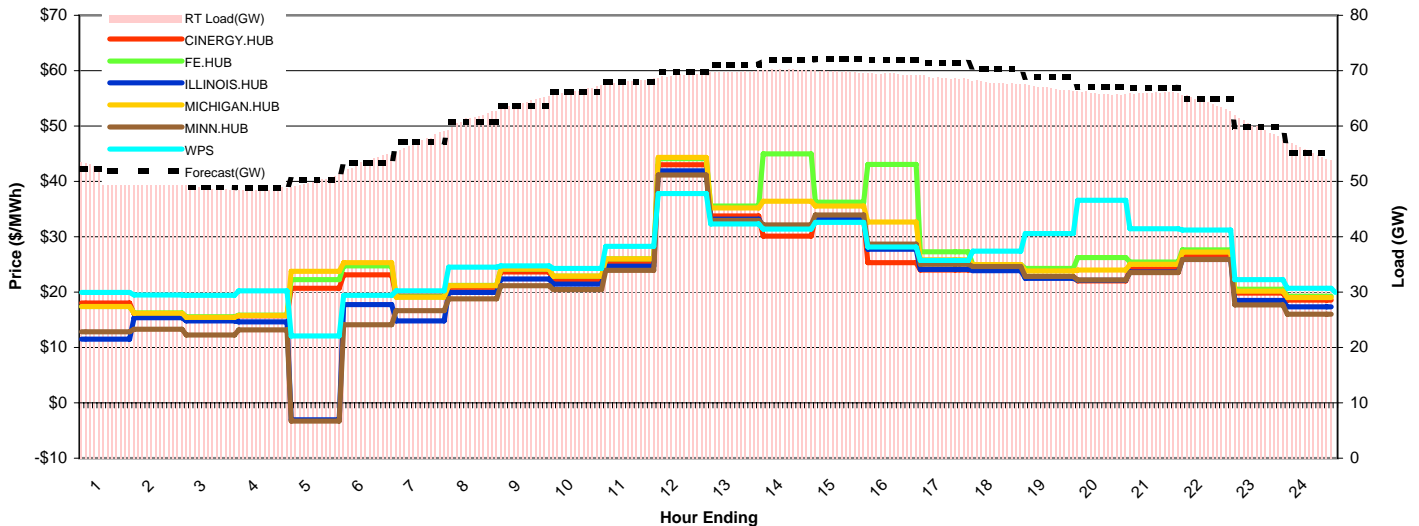
Day-Ahead Prices and Cleared Load

	HE1	HE2	HE3	HE4	HE5	HE6	HE7	HE8	HE9	HE10	HE11	HE12	HE13	HE14	HE15	HE16	HE17	HE18	HE19	HE20	HE21	HE22	HE23	HE24
CINERGY.HUB	18.26	16.72	14.65	15.23	18.72	19.47	20.19	22.50	25.15	28.69	31.72	32.00	33.27	33.65	32.50	32.70	32.42	30.72	27.54	26.36	28.45	24.11	19.33	17.82
FE.HUB	19.47	17.54	15.82	16.90	20.92	21.34	23.96	26.26	29.47	32.95	35.87	34.55	36.54	37.06	34.88	35.29	35.01	33.21	28.84	28.82	31.15	26.51	20.11	18.57
ILLINOIS.HUB	15.20	14.27	12.83	13.21	14.46	15.78	15.97	19.14	21.47	25.18	28.88	29.11	30.97	31.84	30.62	30.84	30.56	29.05	25.60	24.08	25.86	23.33	17.28	15.01
MICHIGAN.HUB	19.05	17.18	15.34	16.26	20.51	21.04	22.31	24.64	27.47	31.05	33.88	33.68	34.76	35.04	33.84	34.11	33.82	32.05	28.16	27.81	30.04	25.19	19.69	18.77
MINN.HUB	12.30	10.29	8.71	8.12	8.00	9.79	14.07	17.30	20.00	23.07	26.54	26.79	28.59	29.38	28.24	28.45	28.19	26.80	23.59	22.18	23.79	21.54	15.81	13.71
WPS	16.86	16.02	13.95	13.79	15.35	16.68	22.20	30.99	33.35	33.49	35.49	35.80	35.86	35.18	33.39	33.00	33.05	35.34	39.18	39.36	35.98	32.80	23.24	20.78
Cleared(GW)	50.9	48.7	47.4	47.2	50.0	53.3	57.6	63.1	65.9	68.3	69.2	69.7	70.4	70.7	70.3	70.2	69.5	69.1	67.8	66.8	67.7	64.7	59.1	5.4



Preliminary Real-Time Prices with Forecasted and Actual System Load

	HE1	HE2	HE3	HE4	HE5	HE6	HE7	HE8	HE9	HE10	HE11	HE12	HE13	HE14	HE15	HE16	HE17	HE18	HE19	HE20	HE21	HE22	HE23	HE24
CINERGY.HUB	18.04	16.06	15.36	15.71	20.67	23.11	19.28	20.84	23.62	22.28	25.40	43.01	33.74	30.10	33.35	25.31	24.01	24.18	22.75	22.04	24.17	26.41	19.80	18.57
FE.HUB	17.42	16.25	15.54	15.84	22.25	24.72	19.13	21.22	24.18	22.91	26.04	44.12	35.54	44.99	36.26	43.07	27.29	24.97	24.30	26.26	25.43	27.64	20.51	19.26
ILLINOIS.HUB	11.53	15.38	14.82	14.65	-3.04	17.77	14.79	19.95	22.39	21.42	24.68	41.93	33.16	31.88	33.12	27.76	24.10	23.85	22.49	22.11	23.65	25.90	18.50	17.36
MICHIGAN.HUB	17.40	16.20	15.45	15.76	23.74	25.31	19.06	21.14	24.15	22.88	26.04	44.31	35.18	36.40	35.56	32.65	25.83	24.96	23.79	23.98	25.01	27.23	20.19	19.00
MINN.HUB	12.83	13.27	12.26	13.20	-3.28	14.11	16.64	18.79	21.18	20.48	23.93	41.17	32.97	32.15	33.94	28.69	25.04	24.63	22.82	22.17	23.50	25.92	17.69	16.03
WPS	19.92	19.50	19.40	20.23	12.08	19.42	20.24	24.52	24.77	24.25	28.27	37.82	32.33	31.38	32.59	28.14	25.70	27.42	30.55	36.57	31.43	31.20	22.25	20.69
Forecasted(GW)	52.2	50.3	49.0	48.8	50.2	53.2	57.1	60.7	63.6	66.1	68.0	69.7	71.1	71.8	72.0	71.9	71.4	70.3	68.8	67.0	66.9	64.9	59.9	55.1
(RT) - (DA Load)	1.49	1.56	1.44	1.43	0.04	0.31	-0.32	-1.69	-1.57	-1.79	-1.12	-0.49	-0.55	-0.47	-0.39	-0.80	-0.78	-1.24	-0.83	-0.88	-1.70	-0.41	0.60	50.14



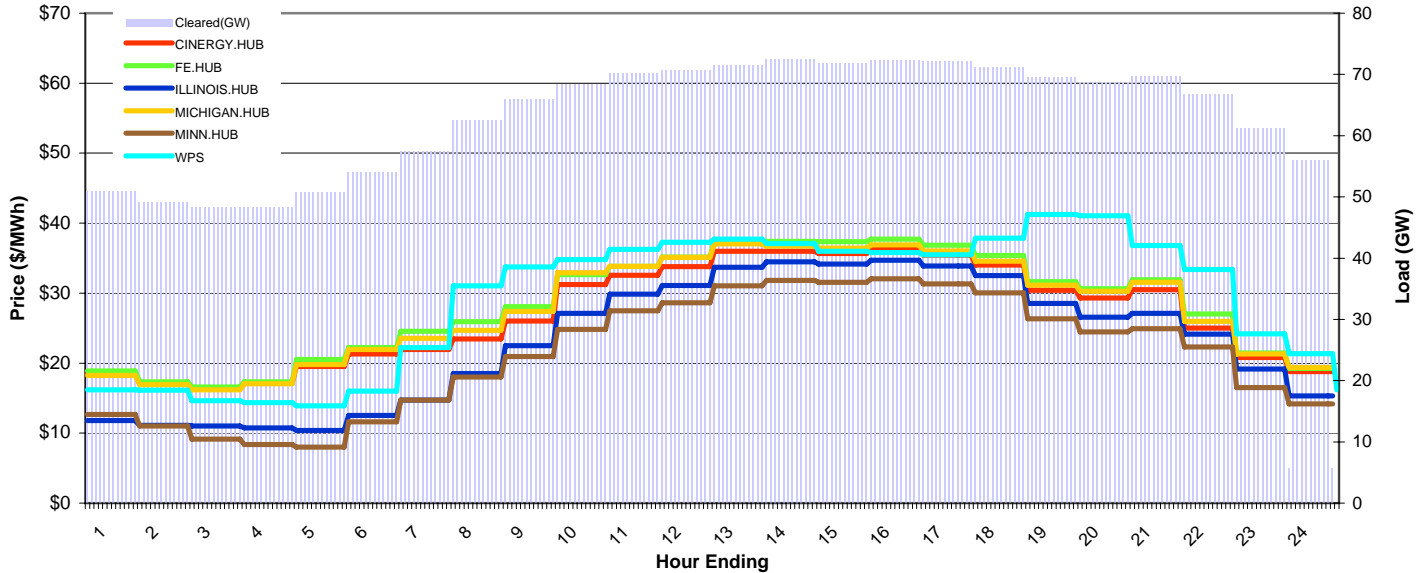
MISO Daily Report

Delivery Day: Thursday, July 23, 2009

Price Color Codes: <=0 >=100 >=200

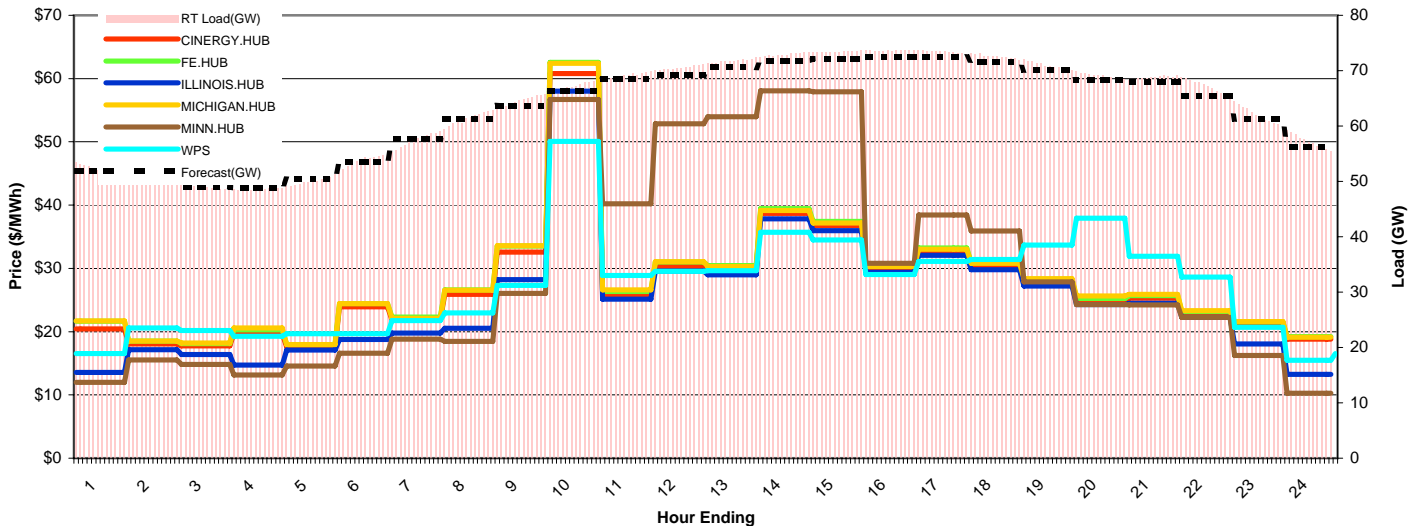
Day-Ahead Prices and Cleared Load

	HE1	HE2	HE3	HE4	HE5	HE6	HE7	HE8	HE9	HE10	HE11	HE12	HE13	HE14	HE15	HE16	HE17	HE18	HE19	HE20	HE21	HE22	HE23	HE24
CINERGY.HUB	18.45	17.05	16.44	17.08	19.54	21.29	21.96	23.45	26.02	31.23	32.55	33.80	36.00	36.00	35.68	36.28	35.42	34.00	30.39	29.31	30.48	25.01	20.82	18.80
FE.HUB	18.88	17.33	16.60	17.35	20.52	22.24	24.53	25.91	28.08	32.64	33.84	35.14	37.45	37.40	37.37	37.73	36.85	35.38	31.64	30.64	31.92	27.03	21.46	19.27
ILLINOIS.HUB	11.80	11.11	11.00	10.75	10.37	12.52	14.74	18.52	22.51	27.11	29.87	31.10	33.68	34.47	34.17	34.72	33.90	32.51	28.52	26.56	27.11	24.13	19.14	15.32
MICHIGAN.HUB	18.25	16.92	16.17	17.06	19.81	21.93	23.56	24.71	27.37	32.91	33.83	35.13	37.04	36.70	36.46	36.89	36.01	34.56	31.14	30.25	31.54	25.97	21.29	19.38
MINN.HUB	12.65	11.00	9.14	8.35	8.00	11.60	14.71	18.01	20.96	24.82	27.47	28.62	31.06	31.84	31.56	32.07	31.31	30.03	26.32	24.45	24.91	22.29	16.50	14.17
WPS	16.21	16.14	14.61	14.35	13.89	15.98	22.24	31.03	33.76	34.79	36.26	37.26	37.72	37.09	35.98	35.81	35.49	37.84	41.26	41.05	36.79	33.36	24.18	21.35
Cleared(GW)	50.9	49.1	48.2	48.3	50.7	54.0	57.4	62.5	66.0	68.3	70.1	70.6	71.5	72.5	71.8	72.3	72.2	71.1	69.5	68.7	69.7	66.8	61.2	5.6



Preliminary Real-Time Prices with Forecasted and Actual System Load

	HE1	HE2	HE3	HE4	HE5	HE6	HE7	HE8	HE9	HE10	HE11	HE12	HE13	HE14	HE15	HE16	HE17	HE18	HE19	HE20	HE21	HE22	HE23	HE24
CINERGY.HUB	20.43	18.08	17.75	19.69	17.53	23.92	21.85	25.89	32.58	60.79	25.76	30.32	29.77	38.68	36.76	30.00	32.70	30.43	27.89	25.04	25.30	22.91	21.25	18.84
FE.HUB	21.65	18.50	18.12	20.28	17.98	24.45	22.33	26.60	33.53	62.56	26.36	31.01	30.45	39.46	37.42	30.49	33.21	30.90	28.28	25.26	25.69	23.19	21.57	19.21
ILLINOIS.HUB	13.56	17.17	16.39	14.73	17.12	18.78	19.76	20.52	28.20	58.01	25.15	29.58	28.99	37.81	35.95	29.39	32.07	29.80	27.19	24.29	24.48	22.27	18.06	13.23
MICHIGAN.HUB	21.71	18.52	18.20	20.57	17.97	24.42	22.12	26.57	33.60	62.42	26.61	31.06	30.28	39.15	37.15	30.28	33.02	30.81	28.38	25.62	25.88	23.33	21.59	19.14
MINN.HUB	12.00	15.52	14.83	13.13	14.56	16.61	18.79	18.46	26.05	56.71	40.22	52.87	53.96	58.07	57.91	30.79	38.44	35.91	27.85	24.28	24.21	22.25	16.26	10.26
WPS	16.52	20.57	20.20	19.25	19.67	19.69	21.74	22.95	27.30	50.05	28.89	29.52	29.64	35.73	34.50	29.01	31.09	31.41	33.70	37.95	31.91	28.63	20.69	15.49
Forecasted(GW)	52.0	50.2	49.0	48.8	50.3	53.5	57.6	61.3	63.7	66.3	68.4	69.2	70.6	71.6	72.2	72.5	72.4	71.6	70.1	68.4	67.9	65.4	61.2	56.2
(RT) - (DA Load)	1.28	0.96	0.67	0.32	-0.74	-0.27	0.00	-1.10	-1.34	-1.14	-0.99	-0.07	0.24	0.41	1.64	1.29	1.21	1.42	1.51	0.39	-0.94	0.33	0.76	51.67



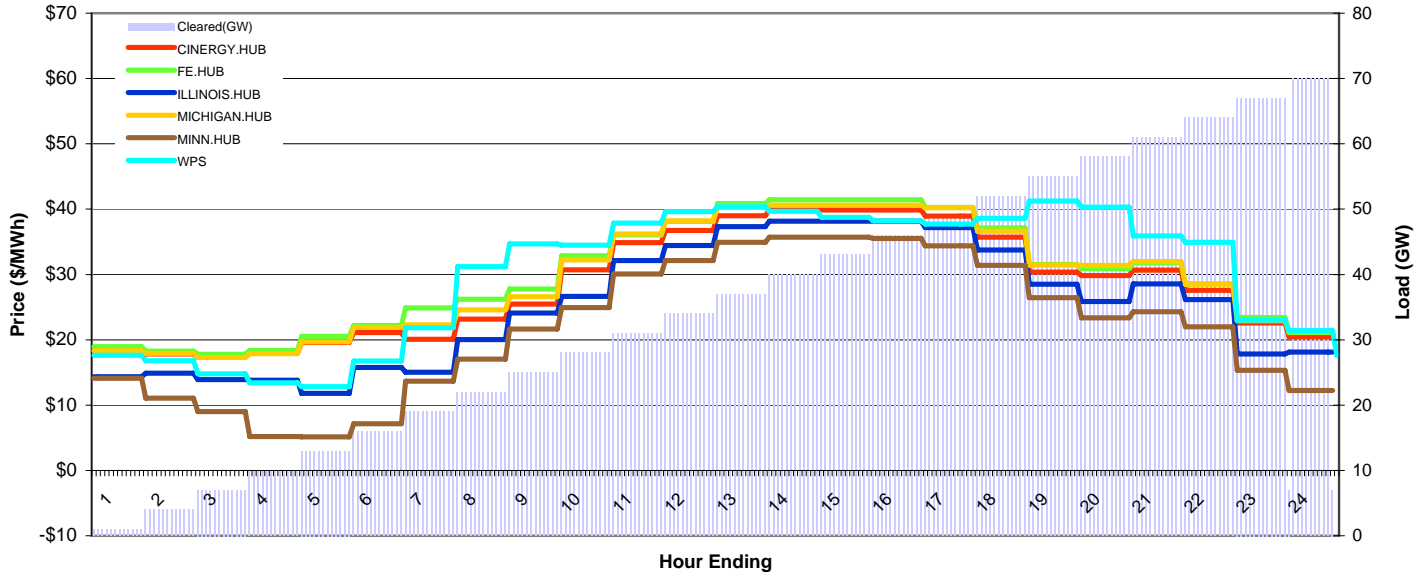
MISO Daily Report

Delivery Day: Friday, July 24, 2009

Price Color Codes: ≤0 ≥100 ≥200

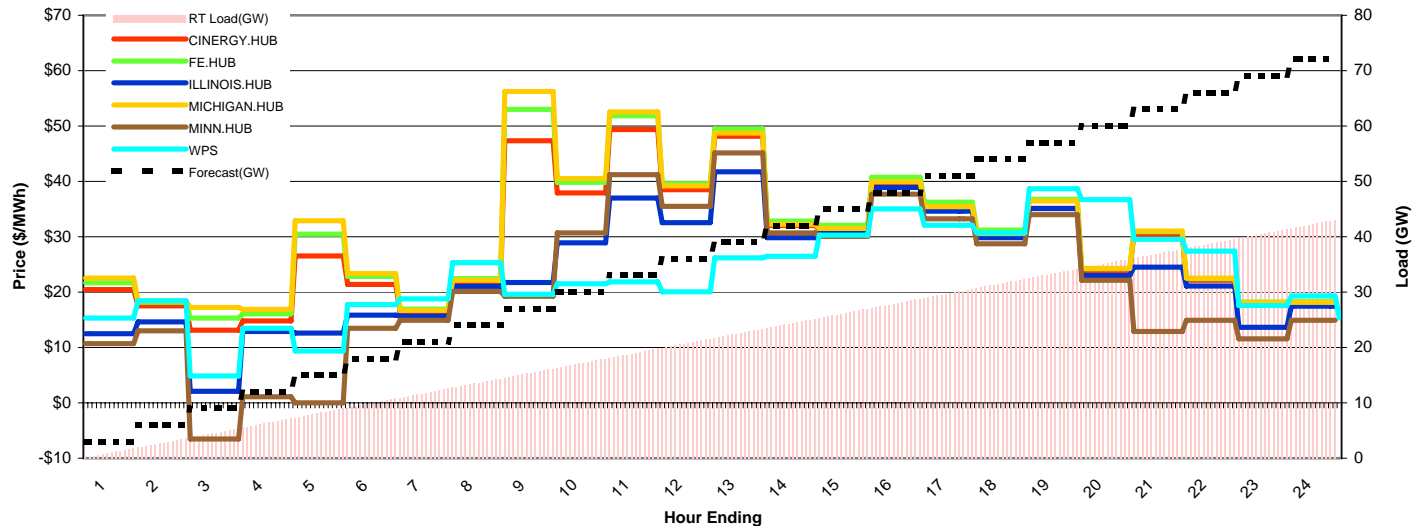
Day-Ahead Prices and Cleared Load

	HE1	HE2	HE3	HE4	HE5	HE6	HE7	HE8	HE9	HE10	HE11	HE12	HE13	HE14	HE15	HE16	HE17	HE18	HE19	HE20	HE21	HE22	HE23	HE24
CINERGY.HUB	18.60	17.81	17.36	17.90	19.57	21.13	20.06	23.15	25.49	30.73	34.88	36.76	39.00	39.88	39.88	39.88	38.92	35.71	30.39	29.81	30.68	27.59	22.56	20.49
FE.HUB	18.94	18.29	17.78	18.38	20.53	22.18	24.87	26.19	27.78	32.86	36.06	38.12	40.87	41.46	41.46	41.46	40.26	37.12	31.52	30.90	31.78	28.54	23.41	21.09
ILLINOIS.HUB	14.33	14.89	13.91	13.79	11.79	15.76	15.01	20.03	24.09	26.63	32.15	34.42	37.34	38.17	38.18	38.18	37.16	33.76	28.52	25.85	28.55	26.13	17.84	18.13
MICHIGAN.HUB	18.30	17.92	17.27	17.87	19.71	21.87	22.29	24.60	26.59	32.21	36.20	38.23	40.27	40.61	40.61	40.60	40.19	36.64	31.44	31.39	31.97	28.52	22.91	21.24
MINN.HUB	14.08	11.08	9.00	5.18	5.15	7.15	13.68	17.03	21.67	24.93	30.05	32.14	34.92	35.72	35.71	35.50	34.39	31.41	26.46	23.35	24.31	22.00	15.33	12.22
WPS	17.63	16.77	14.80	13.42	12.81	16.75	21.85	31.22	34.67	34.47	37.84	39.62	40.37	39.66	38.76	38.21	37.70	38.62	41.24	40.32	35.88	34.91	23.01	21.39
Cleared(GW)	1.0	4.0	7.0	10.0	13.0	16.0	19.0	22.0	25.0	28.0	31.0	34.0	37.0	40.0	43.0	46.0	49.0	52.0	55.0	58.0	61.0	64.0	67.0	7.0



Preliminary Real-Time Prices with Forecasted and Actual System Load

	HE1	HE2	HE3	HE4	HE5	HE6	HE7	HE8	HE9	HE10	HE11	HE12	HE13	HE14	HE15	HE16	HE17	HE18	HE19	HE20	HE21	HE22	HE23	HE24
CINERGY.HUB	20.48	17.51	13.12	14.77	26.53	21.36	16.44	21.84	47.36	37.90	49.36	38.52	48.17	32.01	31.27	39.78	35.42	30.20	35.14	23.81	30.40	22.11	17.91	17.94
FE.HUB	21.68	18.17	15.32	16.05	30.48	22.83	16.91	22.41	53.03	39.82	51.87	39.57	49.46	32.82	32.07	40.77	36.24	31.19	36.79	24.24	30.95	22.45	18.18	18.24
ILLINOIS.HUB	12.49	14.62	2.07	12.90	12.58	15.84	15.68	21.06	21.73	28.90	36.99	32.52	41.75	29.84	30.60	38.89	34.63	29.80	35.07	23.01	24.50	21.10	13.62	17.44
MICHIGAN.HUB	22.54	18.36	17.24	16.90	32.89	23.34	16.71	22.15	56.22	40.54	52.55	39.20	48.74	32.28	31.50	39.92	35.44	30.58	36.45	24.28	31.03	22.52	18.16	18.16
MINN.HUB	10.71	12.98	-6.52	1.11	0.02	13.46	14.91	20.11	19.22	30.68	41.19	35.49	45.12	30.67	30.08	37.67	33.25	28.73	34.01	22.15	12.91	14.89	11.55	14.92
WPS	15.31	18.42	4.87	13.46	9.37	17.73	18.76	25.29	19.62	21.50	21.83	20.06	26.19	26.47	30.31	35.03	32.05	30.69	38.66	36.73	29.51	27.40	17.58	19.28
Forecasted(GW)	3.0	6.0	9.0	12.0	15.0	18.0	21.0	24.0	27.0	30.0	33.0	36.0	39.0	42.0	45.0	48.0	51.0	54.0	57.0	60.0	63.0	66.0	69.0	72.0
(RT) - (DA Load)	-0.02	-1.23	-2.43	-3.63	-4.83	-6.03	-7.23	-8.43	-9.63	-10.83	-12.03	-13.23	-14.43	-15.63	-16.83	-18.03	-19.23	-20.43	-21.63	-22.83	-24.03	-25.23	-26.43	35.30



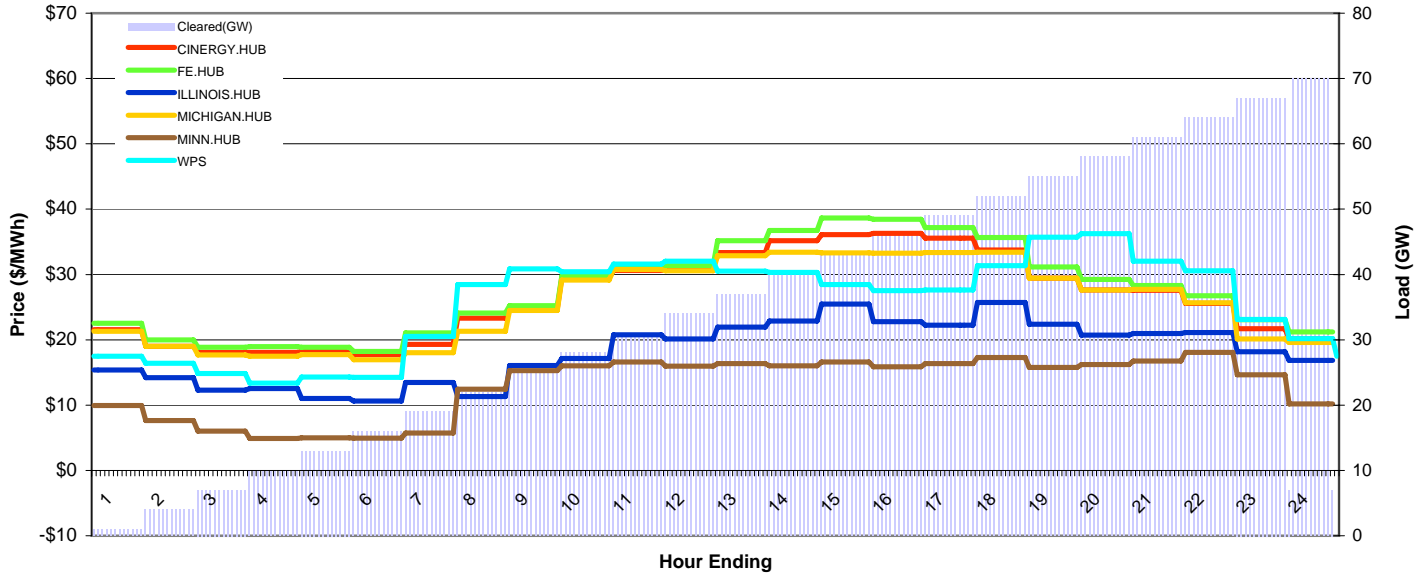
MISO Daily Report

Delivery Day: Saturday, July 25, 2009

Price Color Codes: <=0 >=100 >=200

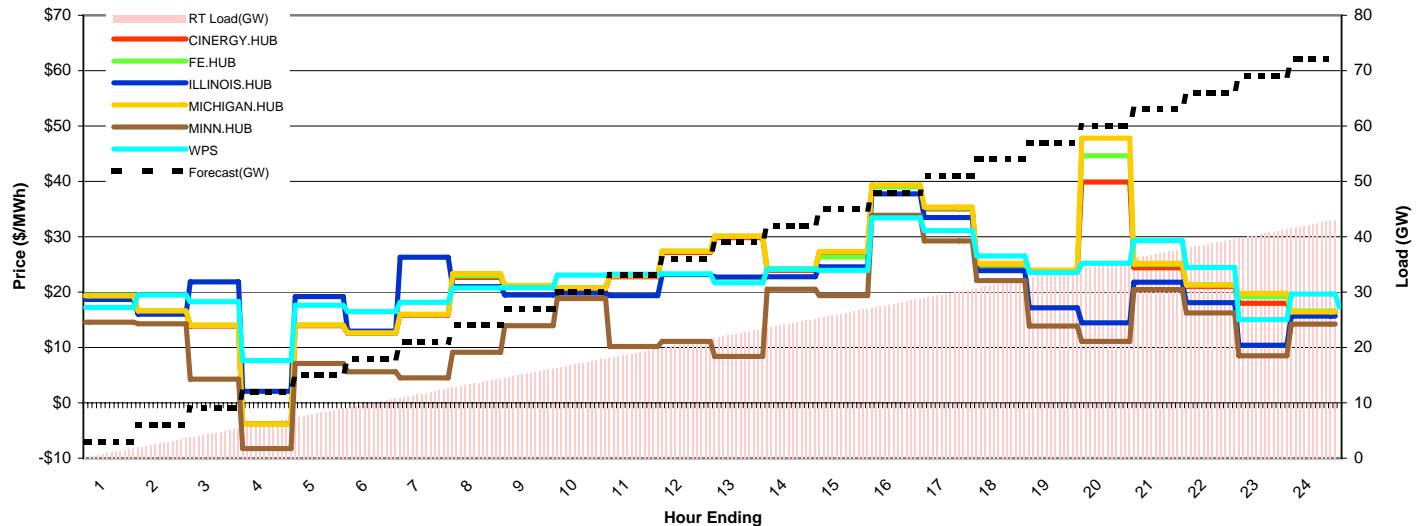
Day-Ahead Prices and Cleared Load

	HE1	HE2	HE3	HE4	HE5	HE6	HE7	HE8	HE9	HE10	HE11	HE12	HE13	HE14	HE15	HE16	HE17	HE18	HE19	HE20	HE21	HE22	HE23	HE24
CINERGY.HUB	21.53	18.98	18.07	18.05	18.22	17.74	19.29	23.30	24.72	29.47	30.60	30.83	33.36	35.17	36.08	36.30	35.54	33.75	29.45	27.64	27.57	25.55	21.68	20.13
FE.HUB	22.51	20.00	18.85	18.97	18.86	18.24	21.07	24.09	25.20	29.74	31.25	31.35	35.18	36.75	38.67	38.43	37.18	35.68	31.16	29.24	28.31	26.73	23.05	21.21
ILLINOIS.HUB	15.37	14.18	12.28	12.55	11.00	10.62	13.47	11.29	16.05	17.15	20.78	20.11	21.93	22.87	25.49	22.78	22.22	25.70	22.39	20.73	20.98	21.13	18.16	16.84
MICHIGAN.HUB	21.30	18.99	17.67	17.47	17.72	16.95	18.03	21.29	24.49	29.12	30.76	30.55	32.88	33.41	33.32	33.28	33.37	33.42	29.44	27.63	27.72	25.64	20.12	19.58
MINN.HUB	9.92	7.66	6.00	4.87	5.01	4.93	5.72	12.45	15.29	16.03	16.62	15.97	16.35	16.01	16.60	15.89	16.34	17.27	15.76	16.19	16.77	18.09	14.66	10.19
WPS	17.46	16.41	14.82	13.38	14.28	14.25	20.52	28.48	30.87	30.44	31.61	32.05	30.53	30.30	28.44	27.54	27.64	31.32	35.72	36.24	32.03	30.56	23.10	20.18
Cleared(GW)	1.0	4.0	7.0	10.0	13.0	16.0	19.0	22.0	25.0	28.0	31.0	34.0	37.0	40.0	43.0	46.0	49.0	52.0	55.0	58.0	61.0	64.0	67.0	7.0



Preliminary Real-Time Prices with Forecasted and Actual System Load

	HE1	HE2	HE3	HE4	HE5	HE6	HE7	HE8	HE9	HE10	HE11	HE12	HE13	HE14	HE15	HE16	HE17	HE18	HE19	HE20	HE21	HE22	HE23	HE24
CINERGY.HUB	19.11	16.43	13.85	-3.78	13.92	12.52	15.85	22.67	20.80	20.61	22.78	27.14	29.85	23.93	27.10	39.07	35.03	24.84	23.70	39.86	24.40	21.05	17.96	16.32
FE.HUB	19.42	16.66	14.03	-3.83	14.03	12.60	15.97	22.93	21.02	20.81	23.01	27.42	30.14	24.22	26.37	39.01	35.23	25.00	23.84	44.60	25.02	21.33	19.18	16.59
ILLINOIS.HUB	18.65	16.00	21.87	2.10	19.17	12.97	26.28	20.98	19.50	19.85	19.35	23.19	22.71	22.79	24.56	37.75	33.49	23.90	17.18	14.43	21.80	18.10	10.38	15.66
MICHIGAN.HUB	19.32	16.59	13.96	-3.81	14.05	12.64	16.03	23.37	21.20	20.78	22.97	27.37	30.13	24.16	27.32	39.37	35.35	25.20	23.99	47.79	25.20	21.30	19.76	16.44
MINN.HUB	14.55	14.28	4.29	-8.28	7.10	5.63	4.51	9.11	13.94	18.83	10.17	11.09	8.40	20.54	19.38	33.85	29.24	22.10	13.90	11.10	20.44	16.27	8.52	14.22
WPS	17.20	19.46	18.26	7.63	17.63	16.47	18.16	20.75	20.82	23.05	23.22	23.32	21.69	24.13	23.90	33.43	31.08	26.55	23.53	25.20	29.33	24.45	15.02	19.68
Forecasted(GW)	3.0	6.0	9.0	12.0	15.0	18.0	21.0	24.0	27.0	30.0	33.0	36.0	39.0	42.0	45.0	48.0	51.0	54.0	57.0	60.0	63.0	66.0	69.0	72.0
(RT) - (DA Load)	-0.02	-1.23	-2.43	-3.63	-4.83	-6.03	-7.23	-8.43	-9.63	-10.83	-12.03	-13.23	-14.43	-15.63	-16.83	-18.03	-19.23	-20.43	-21.63	-22.83	-24.03	-25.23	-26.43	35.30



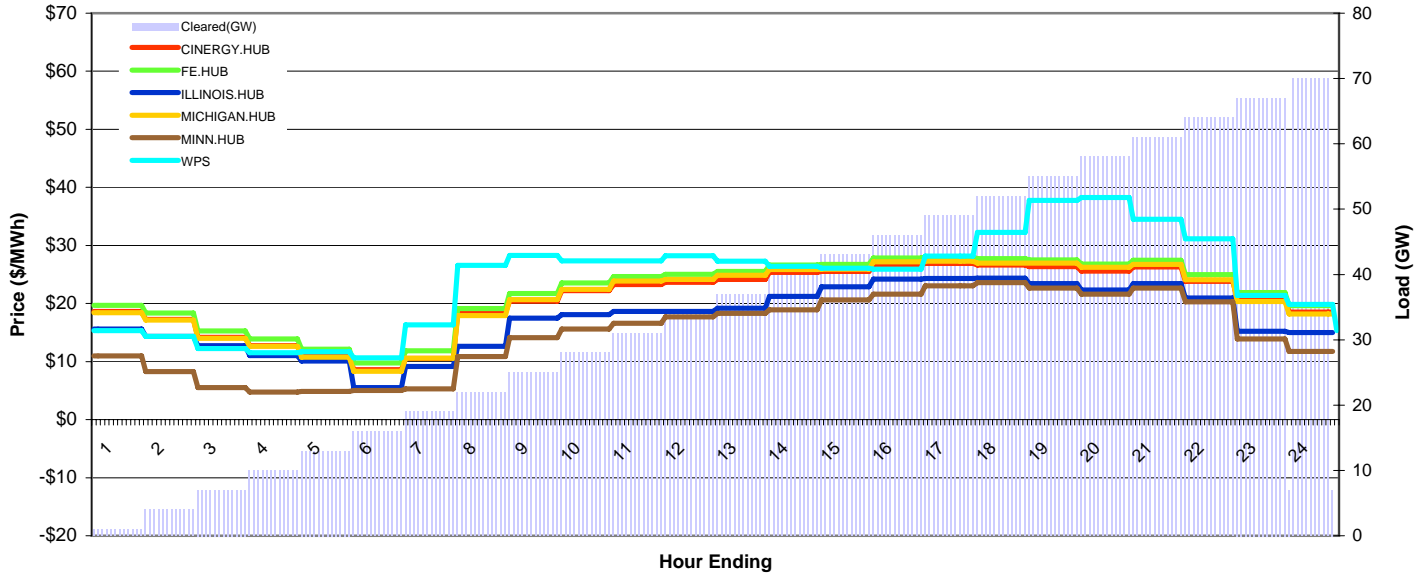
MISO Daily Report

Delivery Day: Sunday, July 26, 2009

Price Color Codes: ≤0 ≥100 ≥200

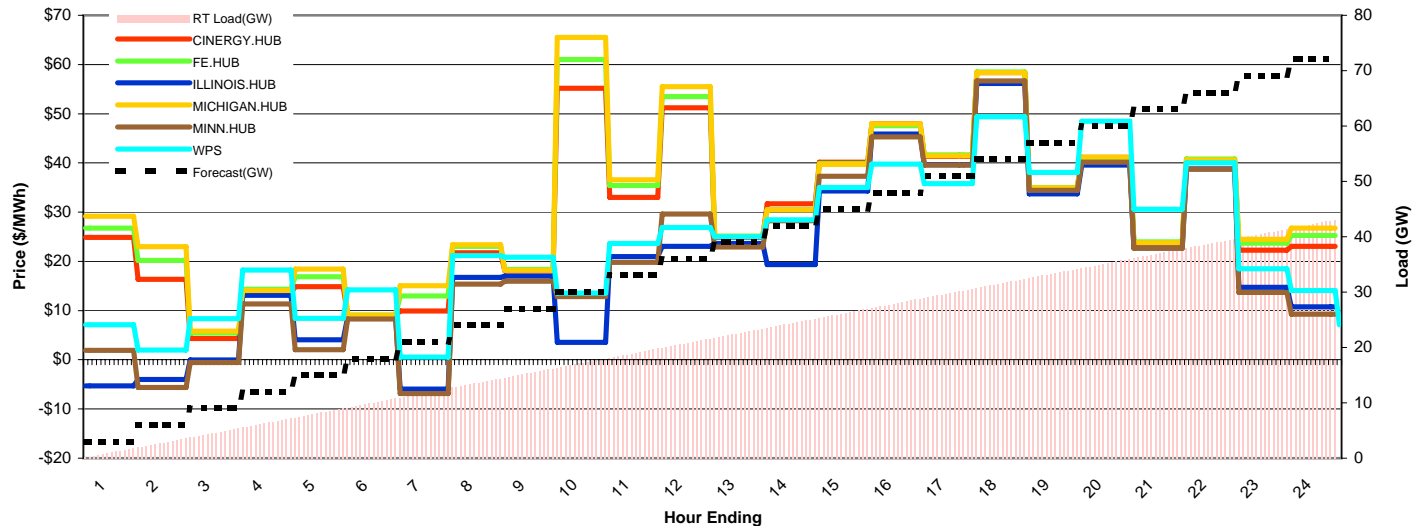
Day-Ahead Prices and Cleared Load

	HE1	HE2	HE3	HE4	HE5	HE6	HE7	HE8	HE9	HE10	HE11	HE12	HE13	HE14	HE15	HE16	HE17	HE18	HE19	HE20	HE21	HE22	HE23	HE24
CINERGY.HUB	18.64	17.26	14.19	12.76	10.99	8.62	10.56	18.40	20.40	22.24	23.28	23.67	24.17	25.36	25.53	26.76	26.92	26.62	26.35	25.59	26.30	23.83	20.85	18.52
FE.HUB	19.69	18.35	15.28	13.89	12.15	9.74	11.86	19.12	21.72	23.55	24.66	25.02	25.52	26.65	26.73	27.85	28.03	27.72	27.52	26.79	27.45	24.98	21.91	19.60
ILLINOIS.HUB	15.59	14.35	12.75	11.03	10.11	5.51	9.18	12.64	17.46	18.08	18.63	18.63	19.20	21.25	22.90	24.20	24.29	24.38	23.45	22.35	23.45	20.95	15.24	14.99
MICHIGAN.HUB	18.42	17.16	13.99	12.61	10.74	8.33	10.57	17.93	20.65	22.41	23.86	24.15	24.87	25.85	25.90	27.18	27.28	26.97	26.94	26.26	26.72	24.10	20.33	18.17
MINN.HUB	10.99	8.27	5.53	4.77	4.86	5.01	5.32	10.87	14.12	15.60	16.58	17.68	18.29	18.89	20.62	21.61	23.04	23.57	22.67	21.60	22.67	20.27	13.89	11.77
WPS	15.35	14.36	12.27	11.52	11.68	10.64	16.33	26.55	28.31	27.34	27.35	28.22	27.30	26.39	26.08	25.92	28.15	32.22	37.75	38.23	34.52	31.16	21.40	19.87
Cleared(GW)	1.0	4.0	7.0	10.0	13.0	16.0	19.0	22.0	25.0	28.0	31.0	34.0	37.0	40.0	43.0	46.0	49.0	52.0	55.0	58.0	61.0	64.0	67.0	7.0



Preliminary Real-Time Prices with Forecasted and Actual System Load

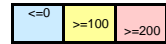
	HE1	HE2	HE3	HE4	HE5	HE6	HE7	HE8	HE9	HE10	HE11	HE12	HE13	HE14	HE15	HE16	HE17	HE18	HE19	HE20	HE21	HE22	HE23	HE24
CINERGY.HUB	24.84	16.36	4.35	13.57	14.84	9.00	9.92	21.77	18.01	55.16	33.02	51.22	24.86	31.70	40.18	47.95	41.35	58.37	34.98	41.12	23.65	40.24	22.30	23.04
FE.HUB	26.73	20.22	5.45	14.35	16.89	9.09	12.99	23.08	18.37	61.00	35.41	53.51	25.11	30.52	39.90	47.55	41.62	58.46	35.04	41.06	23.99	40.78	23.69	25.25
ILLINOIS.HUB	-5.28	-4.01	-0.02	13.11	4.08	8.70	-5.93	16.75	17.01	3.55	20.94	23.04	23.61	19.36	34.31	45.86	39.66	56.15	33.70	39.56	22.72	38.80	14.74	10.74
MICHIGAN.HUB	29.19	23.00	5.80	14.06	18.40	9.07	15.07	23.40	18.14	65.51	36.58	55.50	25.04	30.43	39.70	47.98	41.42	58.35	34.92	41.18	23.75	40.61	24.48	26.73
MINN.HUB	1.94	-5.66	-0.56	11.32	2.02	8.27	-6.88	15.36	15.94	12.82	19.83	29.63	22.93	28.22	37.31	45.29	39.59	56.66	34.40	40.14	22.63	38.72	13.71	9.25
WPS	7.14	1.95	8.35	18.25	8.40	14.21	0.52	21.18	20.84	13.53	23.64	26.91	24.98	28.47	35.01	39.76	35.82	49.37	38.08	48.47	30.56	40.02	18.52	14.07
Forecasted(GW)	3.0	6.0	9.0	12.0	15.0	18.0	21.0	24.0	27.0	30.0	33.0	36.0	39.0	42.0	45.0	48.0	51.0	54.0	57.0	60.0	63.0	66.0	69.0	72.0
(RT) - (DA Load)	-0.02	-1.23	-2.43	-3.63	-4.83	-6.03	-7.23	-8.43	-9.63	-10.83	-12.03	-13.23	-14.43	-15.63	-16.83	-18.03	-19.23	-20.43	-21.63	-22.83	-24.03	-25.23	-26.43	35.30



MISO Daily Report

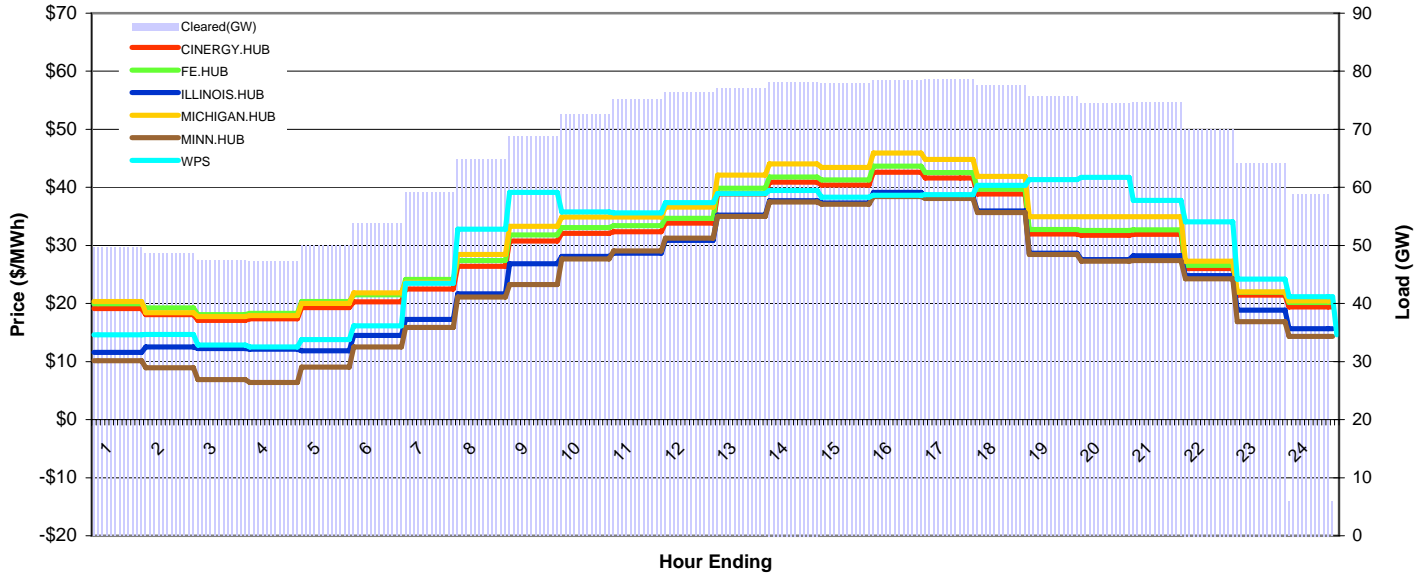
Delivery Day: Monday, July 27, 2009

Price Color Codes:



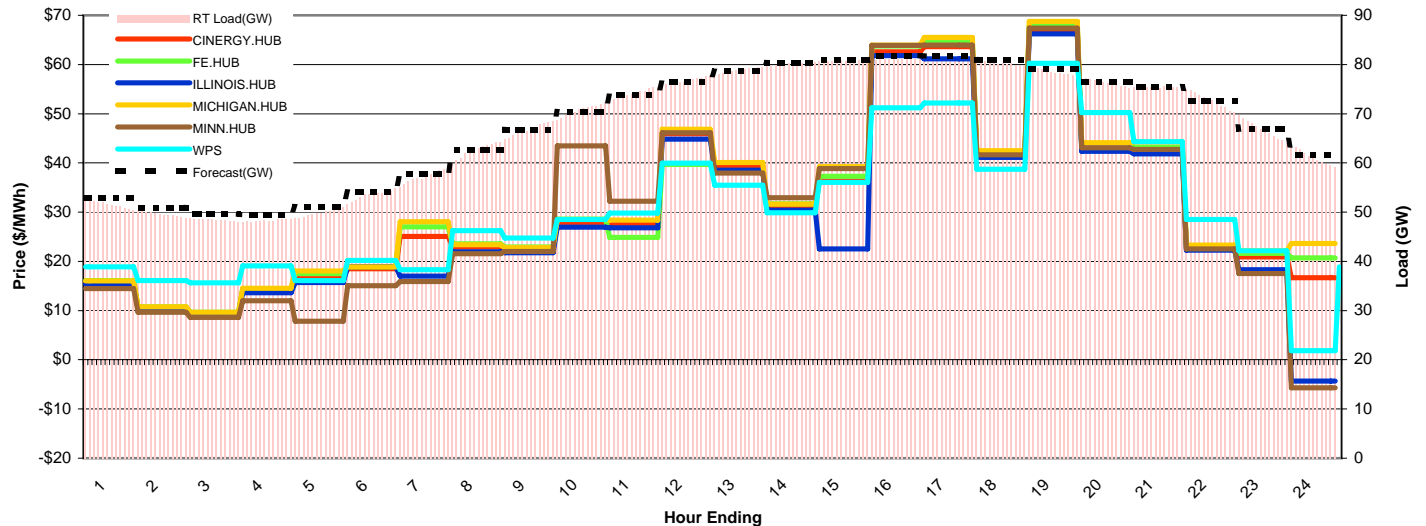
Day-Ahead Prices and Cleared Load

	HE1	HE2	HE3	HE4	HE5	HE6	HE7	HE8	HE9	HE10	HE11	HE12	HE13	HE14	HE15	HE16	HE17	HE18	HE19	HE20	HE21	HE22	HE23	HE24
CINERGY.HUB	19.14	18.06	17.08	17.37	19.32	20.31	22.51	26.38	30.77	32.07	32.36	33.85	38.88	40.88	40.38	42.63	41.61	38.88	31.99	31.73	31.89	26.00	21.47	19.42
FE.HUB	19.94	19.22	18.07	18.30	20.37	21.50	24.14	27.39	31.83	33.06	33.39	34.66	39.83	41.80	41.27	43.63	42.55	39.71	32.76	32.59	32.69	26.59	21.96	20.16
ILLINOIS.HUB	11.60	12.54	12.25	12.12	11.85	14.49	17.24	21.67	26.83	28.12	28.68	30.89	35.21	37.69	37.34	39.13	38.37	35.96	28.64	27.54	28.23	24.79	18.87	15.65
MICHIGAN.HUB	20.34	18.44	17.77	17.92	20.01	21.81	23.66	28.43	33.27	34.91	34.89	36.58	42.13	44.02	43.45	45.91	44.79	41.87	34.96	34.94	34.95	27.27	21.99	20.43
MINN.HUB	10.14	8.96	6.91	6.38	9.04	12.53	15.90	21.10	23.27	27.69	29.06	31.27	35.03	37.46	37.12	38.44	38.09	35.64	28.44	27.31	27.42	24.25	16.88	14.31
WPS	14.59	14.65	12.84	12.52	13.76	16.18	23.49	32.81	39.13	35.80	35.59	37.40	38.92	39.45	38.34	38.64	38.73	40.37	41.36	41.74	37.74	34.09	24.21	21.14
Cleared(GW)	49.7	48.5	47.3	47.3	50.0	53.7	59.1	64.9	68.8	72.6	75.1	76.4	77.1	78.2	77.9	78.4	78.6	77.5	75.7	74.5	74.7	70.0	64.2	5.9



Preliminary Real-Time Prices with Forecasted and Actual System Load

	HE1	HE2	HE3	HE4	HE5	HE6	HE7	HE8	HE9	HE10	HE11	HE12	HE13	HE14	HE15	HE16	HE17	HE18	HE19	HE20	HE21	HE22	HE23	HE24
CINERGY.HUB	15.82	10.63	9.53	14.20	16.51	18.50	25.06	22.89	22.49	27.90	27.48	45.94	39.39	30.99	36.31	62.60	63.64	41.57	66.99	43.02	42.95	22.61	20.88	16.88
FE.HUB	16.10	10.79	9.66	14.48	17.53	18.87	27.04	23.57	22.94	28.56	24.90	39.67	38.47	31.67	37.29	63.75	64.79	42.26	67.89	42.71	43.16	22.98	21.61	20.71
ILLINOIS.HUB	15.36	10.32	9.26	13.64	15.69	18.95	17.03	21.96	21.77	26.98	26.85	44.81	38.53	30.39	22.55	61.79	61.17	41.10	66.22	42.39	41.82	22.24	18.31	-4.34
MICHIGAN.HUB	16.01	10.76	9.63	14.51	18.06	18.89	28.03	23.36	22.82	28.54	28.41	46.85	40.11	31.61	39.22	63.98	65.49	42.49	68.78	44.13	44.23	23.31	22.13	23.65
MINN.HUB	14.44	9.64	8.63	12.01	7.85	15.02	15.89	21.55	22.03	43.46	32.19	46.12	37.95	32.92	38.84	63.90	63.92	41.66	67.42	43.08	42.75	22.56	17.53	-5.70
WPS	18.91	16.11	15.64	19.07	16.06	20.22	18.29	26.21	24.76	28.54	29.78	39.94	35.50	29.85	36.08	51.21	52.18	38.74	60.22	50.21	44.30	28.51	22.11	1.87
Forecasted(GW)	52.9	50.8	49.6	49.5	51.1	54.2	57.8	62.7	66.8	70.4	73.7	76.4	78.6	80.3	81.0	81.8	81.7	80.9	79.0	76.5	75.5	72.5	66.8	61.7
(RT) - (DA Load)	1.91	1.07	1.10	1.04	-0.15	-0.21	-1.82	-2.31	-1.91	-1.80	-0.97	0.33	1.75	2.04	2.88	2.65	2.32	2.79	2.95	1.85	0.69	2.75	2.58	55.35



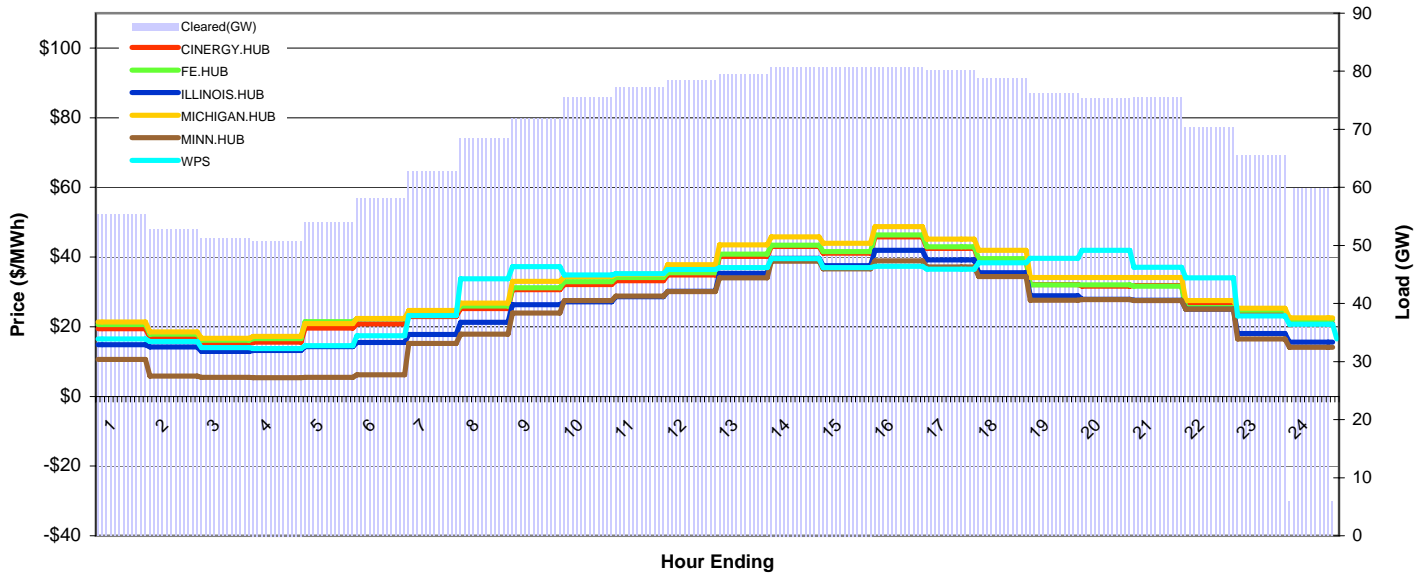
MISO Daily Report

Delivery Day: Tuesday, July 28, 2009

Price Color Codes: ≤0 ≥100 ≥200

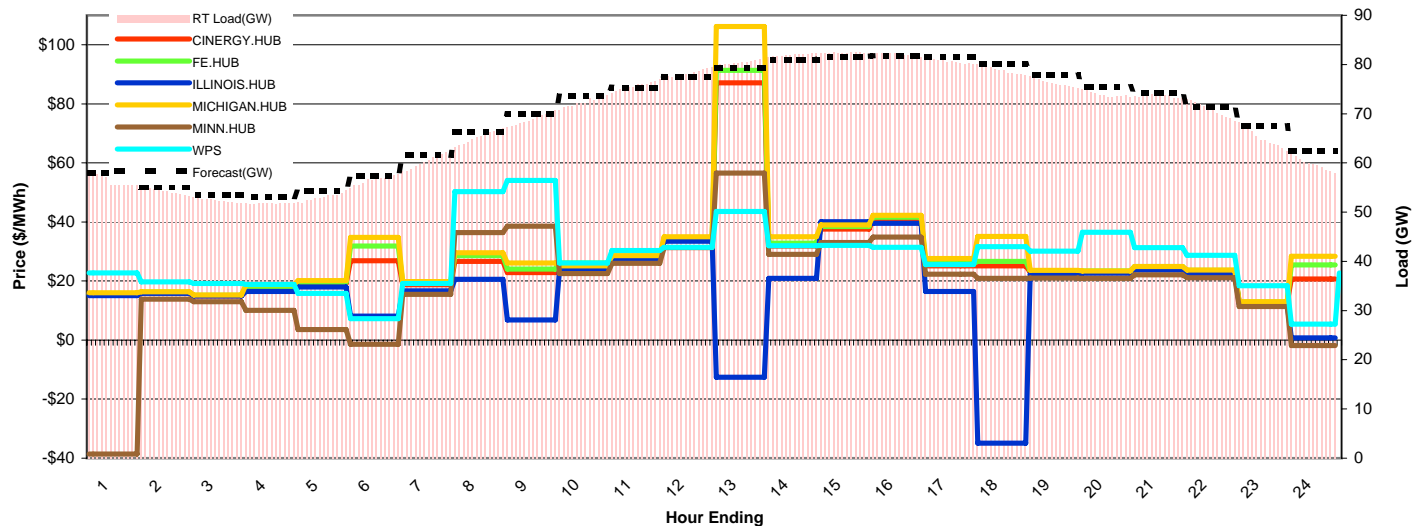
Day-Ahead Prices and Cleared Load

	HE1	HE2	HE3	HE4	HE5	HE6	HE7	HE8	HE9	HE10	HE11	HE12	HE13	HE14	HE15	HE16	HE17	HE18	HE19	HE20	HE21	HE22	HE23	HE24
CINERGY.HUB	19.46	16.98	15.18	15.57	19.60	20.79	22.95	25.23	30.63	32.08	33.18	34.84	40.20	43.02	41.12	45.83	42.50	39.12	32.13	31.66	31.83	26.45	23.84	20.99
FE.HUB	20.63	17.90	16.10	16.56	21.47	22.32	23.92	25.96	31.20	32.97	34.14	35.48	40.85	43.45	41.56	46.36	42.91	39.56	31.98	32.05	31.67	25.52	24.76	22.05
ILLINOIS.HUB	14.85	14.16	12.93	13.17	14.28	15.47	17.77	21.27	26.35	27.15	28.59	30.21	35.30	39.67	37.54	41.91	39.21	35.52	28.85	27.91	27.56	25.00	18.04	15.56
MICHIGAN.HUB	21.32	18.47	16.68	17.19	20.89	22.34	24.70	26.82	33.00	34.39	35.03	37.76	43.47	45.77	43.92	48.73	45.18	41.92	34.14	34.17	34.11	27.54	25.29	22.57
MINN.HUB	10.62	5.85	5.48	5.40	5.44	6.17	15.20	17.90	23.95	27.48	28.84	30.07	34.00	38.83	36.59	38.88	37.16	34.43	27.56	27.77	27.53	25.03	16.50	14.14
WPS	16.48	15.75	14.03	13.70	14.53	17.39	23.23	33.75	37.24	34.82	35.25	36.43	36.95	39.57	37.01	37.31	36.53	38.39	39.62	41.94	37.06	34.04	23.07	20.69
Cleared(GW)	55.3	52.7	51.1	50.7	54.0	58.1	62.6	68.4	71.8	75.5	77.2	78.5	79.5	80.7	80.7	80.7	80.2	78.7	76.2	75.4	75.5	70.3	65.5	6.0



Preliminary Real-Time Prices with Forecasted and Actual System Load

	HE1	HE2	HE3	HE4	HE5	HE6	HE7	HE8	HE9	HE10	HE11	HE12	HE13	HE14	HE15	HE16	HE17	HE18	HE19	HE20	HE21	HE22	HE23	HE24
CINERGY.HUB	15.56	16.03	14.97	17.29	19.22	26.87	18.69	26.61	22.88	23.92	27.87	33.89	87.13	31.87	37.58	40.63	25.18	25.14	23.01	22.93	24.33	23.09	12.64	20.73
FE.HUB	15.52	16.28	15.19	18.21	19.59	31.85	19.43	28.59	24.03	26.07	26.29	34.61	91.40	32.85	38.45	41.62	25.94	26.70	23.45	23.38	24.87	23.62	12.92	25.49
ILLINOIS.HUB	15.06	15.84	15.00	16.50	17.94	8.15	16.71	20.57	6.85	23.70	27.40	33.44	-12.63	20.88	40.14	39.55	16.43	-34.90	22.37	22.60	23.73	22.50	12.25	0.75
MICHIGAN.HUB	16.08	16.36	15.26	18.70	20.18	34.82	19.83	29.61	26.08	25.14	28.61	35.00	106.18	34.96	38.96	42.26	27.59	35.15	23.58	23.40	24.96	23.70	13.03	28.36
MINN.HUB	-38.56	13.85	12.96	10.08	3.54	-1.37	15.49	36.42	38.54	22.56	26.04	31.31	56.54	28.99	33.02	34.89	22.33	20.93	21.02	20.90	22.08	21.12	11.42	-1.86
WPS	22.72	19.67	19.22	18.90	15.79	7.24	19.18	50.25	54.05	26.14	30.33	31.46	43.56	31.96	32.10	31.44	25.58	31.62	30.15	36.57	31.31	28.68	18.39	5.43
Forecasted(GW)	57.9	55.1	53.5	53.1	54.3	57.4	61.5	66.2	69.9	73.6	75.3	77.5	79.3	81.0	81.6	81.8	81.5	80.1	77.8	75.4	74.3	71.4	67.5	62.4
(RT) - (DA Load)	1.58	1.57	1.31	1.05	-0.96	-1.57	-2.24	-3.18	-2.93	-3.10	-1.57	-0.18	1.02	1.29	1.63	1.45	0.53	0.19	0.14	-1.40	-1.90	0.59	-0.40	53.85



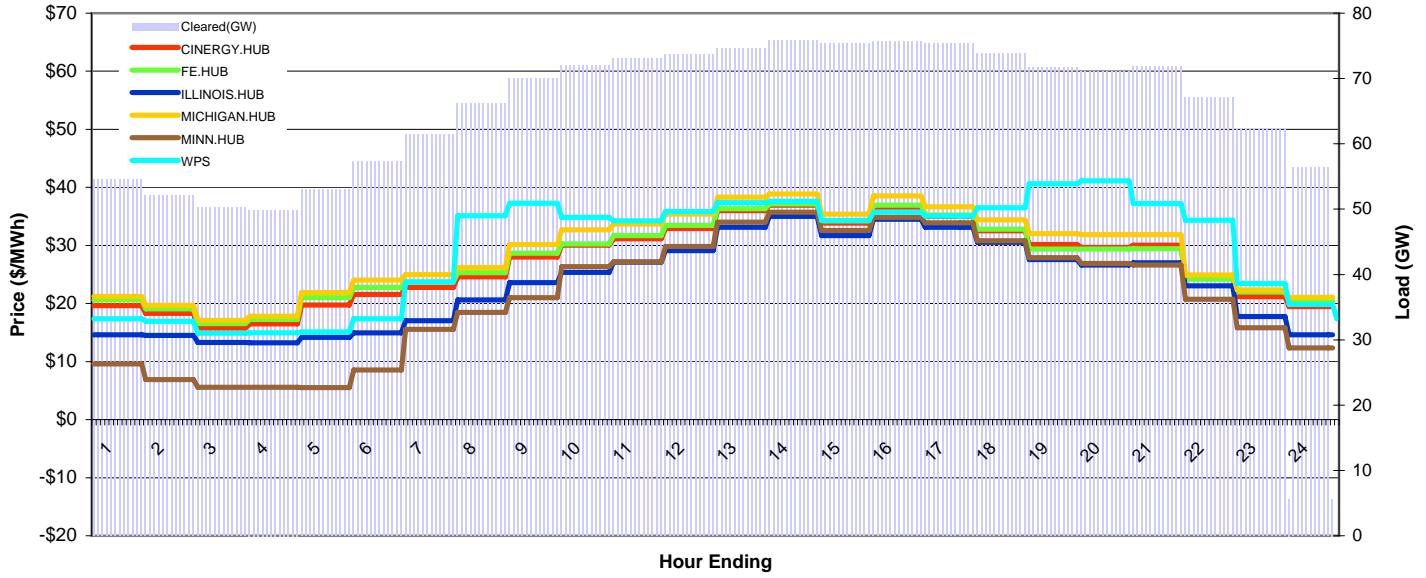
MISO Daily Report

Delivery Day: Wednesday, July 29, 2009

Price Color Codes: ≤0 ≥100 ≥200

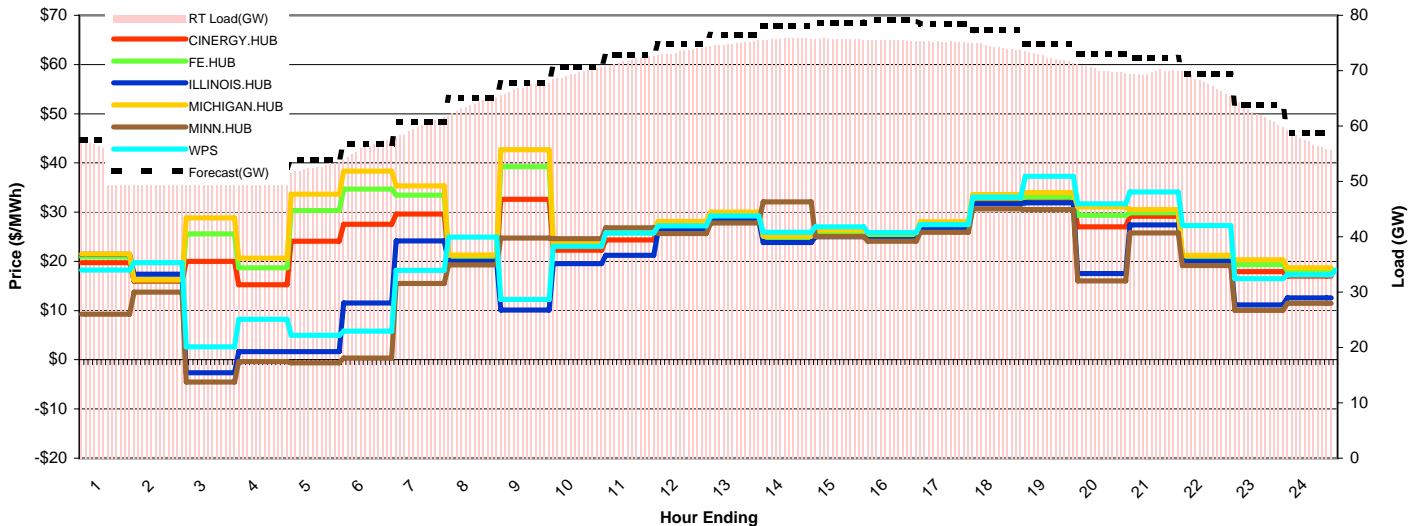
Day-Ahead Prices and Cleared Load

	HE1	HE2	HE3	HE4	HE5	HE6	HE7	HE8	HE9	HE10	HE11	HE12	HE13	HE14	HE15	HE16	HE17	HE18	HE19	HE20	HE21	HE22	HE23	HE24
CINERGY.HUB	19.61	18.29	15.78	16.50	19.74	21.57	22.79	24.61	28.00	30.03	31.17	32.92	35.98	36.92	33.85	36.61	35.00	32.53	30.15	29.65	30.03	24.34	21.17	19.45
FE.HUB	20.64	19.10	16.56	17.28	21.03	22.79	23.71	25.31	28.67	30.27	31.70	33.44	36.32	37.17	34.24	36.92	35.21	32.78	29.40	29.39	29.45	24.20	22.02	20.48
ILLINOIS.HUB	14.62	14.48	13.28	13.24	14.15	14.94	17.01	20.61	23.58	25.35	27.14	29.10	33.13	35.02	31.70	34.50	33.12	30.52	27.59	26.63	27.02	23.07	17.76	14.59
MICHIGAN.HUB	21.20	19.66	17.07	17.82	21.91	24.04	24.99	26.18	30.14	32.69	33.68	35.37	38.33	38.84	35.41	38.51	36.63	34.37	32.02	31.86	31.86	24.94	22.35	21.04
MINN.HUB	9.60	6.88	5.55	5.57	5.49	8.57	15.56	18.48	20.99	26.36	27.19	29.80	34.00	35.73	32.58	34.83	33.91	30.79	27.89	26.88	26.64	20.72	15.83	12.37
WPS	17.39	16.93	14.91	14.94	15.09	17.35	23.73	35.09	37.29	34.81	34.22	35.81	37.37	37.57	34.31	35.72	35.05	36.47	40.60	41.14	37.18	34.32	23.45	19.85
Cleared(GW)	54.5	52.1	50.3	49.9	53.0	57.2	61.5	66.2	70.0	72.0	73.1	73.7	74.5	75.8	75.3	75.7	75.4	73.9	71.6	71.1	71.9	67.1	62.3	5.6



Preliminary Real-Time Prices with Forecasted and Actual System Load

	HE1	HE2	HE3	HE4	HE5	HE6	HE7	HE8	HE9	HE10	HE11	HE12	HE13	HE14	HE15	HE16	HE17	HE18	HE19	HE20	HE21	HE22	HE23	HE24
CINERGY.HUB	19.76	15.96	19.99	15.27	24.11	27.54	29.64	20.55	32.63	22.26	24.38	27.05	29.04	24.39	25.54	24.97	27.12	32.43	32.62	26.99	29.19	20.59	17.90	17.01
FE.HUB	20.93	16.24	25.60	18.68	30.35	34.71	33.44	21.04	39.22	23.44	25.78	27.73	29.65	24.88	25.96	25.41	27.54	32.85	33.04	29.35	29.88	20.93	19.36	18.09
ILLINOIS.HUB	21.44	17.36	-2.64	1.63	1.65	11.54	24.18	19.97	10.12	19.55	21.21	26.28	28.30	23.85	24.98	24.42	26.55	31.73	31.87	17.53	27.39	20.02	11.18	12.60
MICHIGAN.HUB	21.48	16.30	28.83	20.65	33.65	38.30	35.37	21.27	42.69	24.08	26.49	28.11	30.03	25.16	26.35	25.79	28.07	33.60	34.00	31.08	30.55	21.25	20.31	18.67
MINN.HUB	9.28	13.73	-4.51	-0.38	-0.60	0.36	15.50	19.27	24.72	24.61	26.82	25.65	27.78	32.08	25.06	24.11	25.93	30.67	30.50	16.02	25.81	19.14	10.05	11.45
WPS	18.27	19.73	2.66	8.23	4.97	5.84	18.19	24.97	12.27	23.04	25.77	27.18	29.21	25.94	27.01	25.86	27.44	33.04	37.30	31.72	34.11	27.25	16.51	17.27
Forecasted(GW)	57.5	54.8	53.1	52.6	53.9	56.8	60.8	65.2	67.8	70.7	72.9	74.8	76.6	78.0	78.7	79.0	78.4	77.3	74.9	72.9	72.4	69.4	63.7	58.8
(RT) - (DA Load)	1.51	1.28	1.64	1.38	-0.45	-1.07	-1.62	-2.37	-3.01	-2.46	-1.23	-0.12	0.39	-0.04	0.43	-0.18	-0.09	0.47	0.83	-0.82	-2.11	0.59	-0.12	51.64



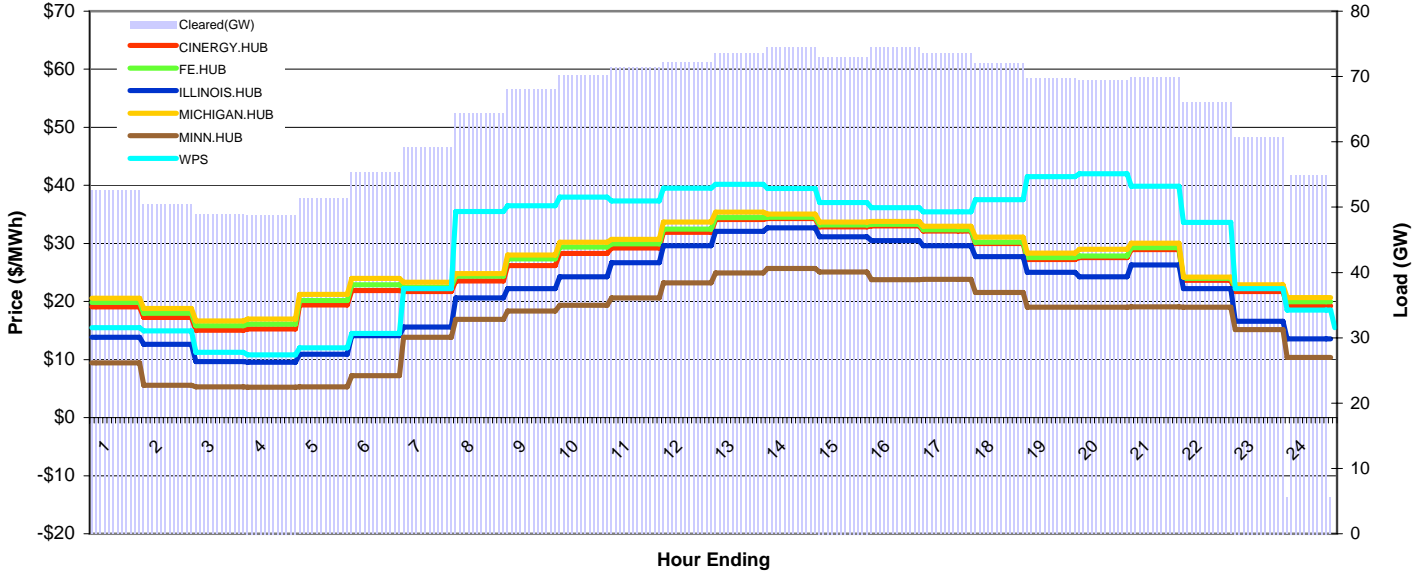
MISO Daily Report

Delivery Day: Thursday, July 30, 2009

Price Color Codes: ≤0 ≥100 ≥200

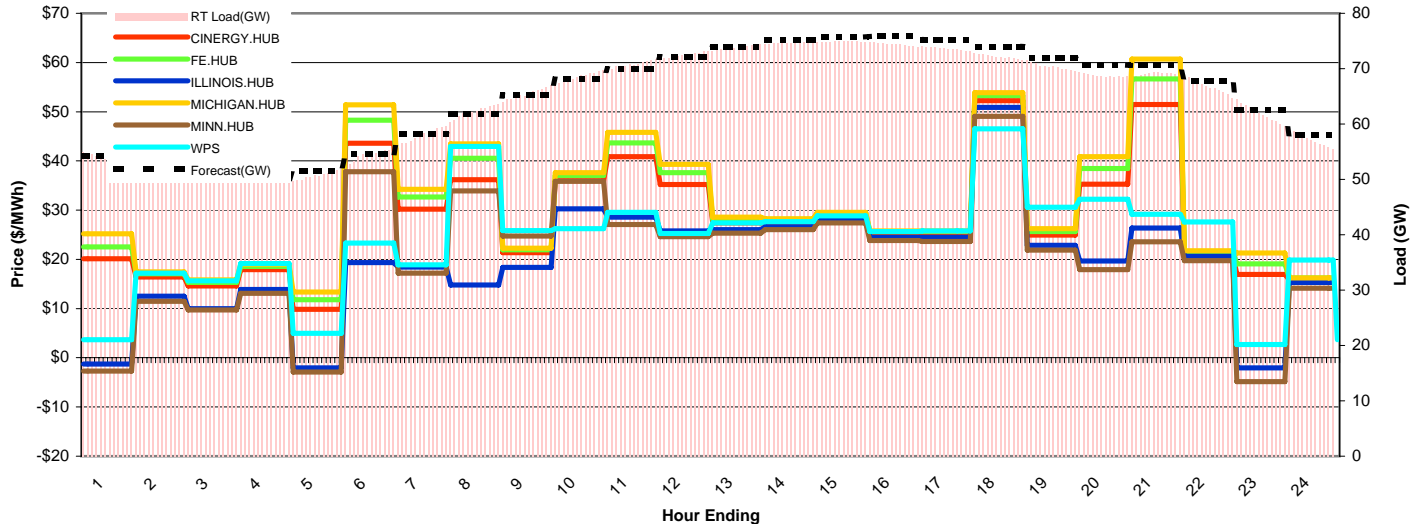
Day-Ahead Prices and Cleared Load

	HE1	HE2	HE3	HE4	HE5	HE6	HE7	HE8	HE9	HE10	HE11	HE12	HE13	HE14	HE15	HE16	HE17	HE18	HE19	HE20	HE21	HE22	HE23	HE24
CINERGY.HUB	19.07	17.24	15.04	15.27	19.39	21.87	21.73	23.53	26.18	28.27	29.22	31.90	34.11	34.26	32.85	33.03	32.12	30.00	27.25	27.55	28.95	23.66	21.71	19.22
FE.HUB	19.85	18.00	15.83	16.10	20.19	22.88	22.46	24.36	27.35	29.40	29.94	32.47	34.46	34.51	33.19	33.30	32.35	30.19	27.54	27.83	29.28	23.96	22.43	19.97
ILLINOIS.HUB	13.83	12.64	9.64	9.55	10.92	14.09	15.60	20.64	22.19	24.26	26.68	29.58	32.09	32.67	31.17	30.47	29.62	27.73	25.01	24.27	26.30	22.24	16.59	13.58
MICHIGAN.HUB	20.58	18.78	16.67	16.98	21.24	23.97	23.34	24.79	28.01	30.19	30.73	33.70	35.41	35.05	33.67	33.78	32.99	31.08	28.35	28.97	30.06	24.20	22.90	20.68
MINN.HUB	9.43	5.56	5.30	5.25	5.28	7.22	13.84	16.92	18.34	19.36	20.63	23.23	24.91	25.67	25.09	23.77	23.83	21.57	19.03	19.01	19.08	19.00	15.17	10.38
WPS	15.52	14.94	11.24	10.79	12.00	14.48	22.23	35.50	36.49	37.96	37.33	39.50	40.18	39.49	37.02	36.15	35.42	37.54	41.49	42.01	39.83	33.64	22.21	18.50
Cleared(GW)	52.6	50.4	48.9	48.8	51.3	55.3	59.1	64.3	68.0	70.2	71.4	72.2	73.6	74.4	73.0	74.4	73.6	72.0	69.8	69.4	69.9	66.0	60.8	5.5



Preliminary Real-Time Prices with Forecasted and Actual System Load

	HE1	HE2	HE3	HE4	HE5	HE6	HE7	HE8	HE9	HE10	HE11	HE12	HE13	HE14	HE15	HE16	HE17	HE18	HE19	HE20	HE21	HE22	HE23	HE24
CINERGY.HUB	20.15	16.42	14.58	17.88	9.87	43.63	30.18	36.18	21.39	35.98	40.85	35.21	27.40	27.46	28.71	25.11	25.13	52.24	24.91	35.26	51.44	21.16	16.92	15.86
FE.HUB	22.51	17.06	15.28	18.54	11.79	48.31	32.68	40.51	21.94	37.04	43.68	37.60	28.18	28.14	29.42	25.66	25.63	53.26	25.63	38.46	56.66	21.57	19.09	16.24
ILLINOIS.HUB	-1.30	12.52	10.01	13.88	-2.04	19.32	18.41	14.76	18.35	30.26	28.55	25.75	26.07	26.64	27.91	24.46	24.50	50.86	22.84	19.64	26.36	20.63	-2.03	15.31
MICHIGAN.HUB	25.18	17.45	15.81	18.98	13.35	51.39	34.23	43.48	22.28	37.62	45.84	39.32	28.57	28.27	29.53	25.80	25.78	53.88	26.21	40.85	60.67	21.76	21.32	16.24
MINN.HUB	-2.73	11.48	9.72	13.09	-2.87	37.79	17.19	33.94	24.72	35.84	27.05	24.63	25.32	26.02	27.39	23.82	23.65	49.04	21.90	17.88	23.60	19.74	-4.85	14.11
WPS	3.70	17.17	15.66	19.17	4.94	23.31	18.91	42.95	25.87	26.23	29.54	25.26	27.43	27.68	28.84	25.64	25.79	46.50	30.57	32.20	29.17	27.60	2.70	19.88
Forecasted(GW)	54.3	51.9	50.4	50.1	51.4	54.5	58.2	61.9	65.2	68.1	69.9	72.1	73.9	75.2	75.7	75.8	75.2	74.0	71.9	70.7	70.6	67.9	62.5	58.0
(RT) - (DA Load)	1.17	0.94	0.79	0.66	-0.56	-0.94	-1.14	-2.06	-2.53	-1.67	-0.61	0.29	0.28	0.27	1.88	-0.03	0.06	0.18	0.65	-0.56	-0.84	0.87	1.17	51.73



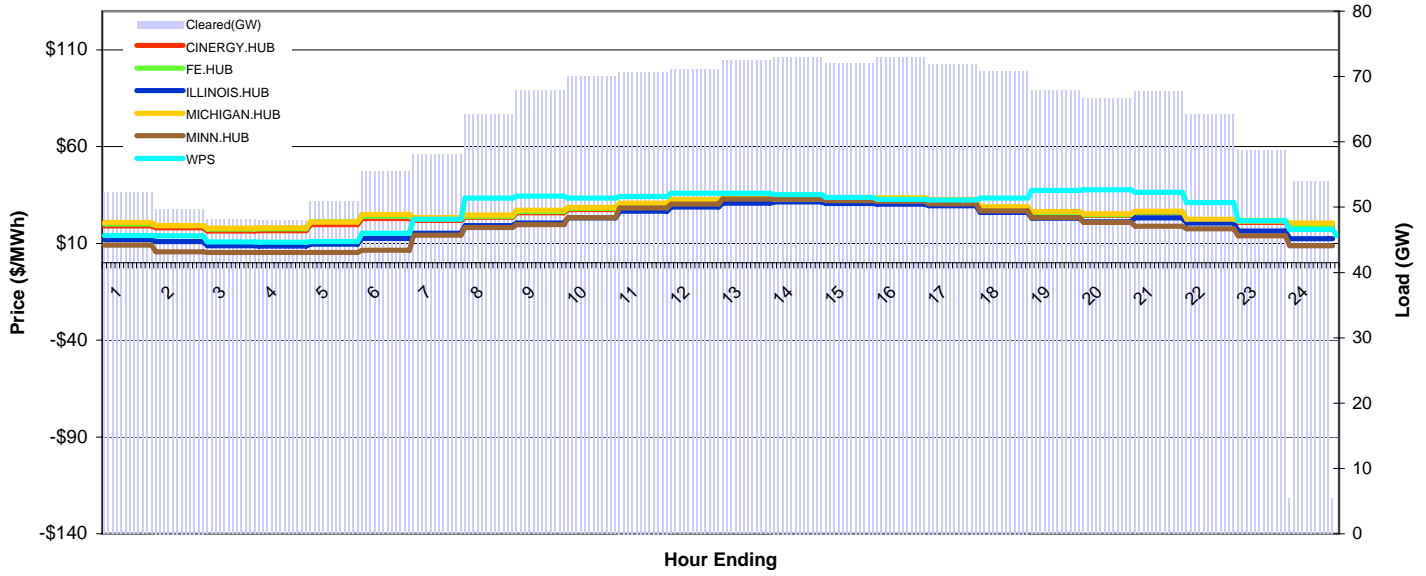
MISO Daily Report

Delivery Day: Friday, July 31, 2009

Price Color Codes: ≤0 ≥100 ≥200

Day-Ahead Prices and Cleared Load

	HE1	HE2	HE3	HE4	HE5	HE6	HE7	HE8	HE9	HE10	HE11	HE12	HE13	HE14	HE15	HE16	HE17	HE18	HE19	HE20	HE21	HE22	HE23	HE24
CINERGY.HUB	19.12	18.05	16.35	16.51	19.79	22.79	21.95	23.53	25.85	27.51	29.87	31.91	32.78	32.29	32.04	32.54	31.91	28.21	25.59	24.46	25.76	21.97	20.91	18.74
FE.HUB	20.02	19.25	17.36	17.56	21.23	24.03	22.73	24.09	26.48	28.08	30.38	32.26	33.03	32.09	31.18	32.03	30.97	27.44	25.63	24.91	26.16	22.26	21.83	19.61
ILLINOIS.HUB	12.01	10.93	8.88	8.57	9.58	12.58	15.31	19.16	20.55	23.15	26.71	28.84	30.75	31.42	30.68	30.28	29.41	26.05	23.00	21.18	23.24	20.59	16.44	12.43
MICHIGAN.HUB	20.93	19.21	17.86	18.02	21.04	24.97	23.40	24.63	27.19	28.71	30.87	32.86	33.46	32.90	32.73	33.54	32.86	29.04	26.45	25.38	26.62	22.56	21.60	20.48
MINN.HUB	9.09	5.74	5.28	5.31	5.28	6.42	14.26	18.26	19.68	23.33	28.32	30.34	32.97	32.94	32.19	31.77	30.44	26.84	23.40	20.94	18.84	17.57	13.92	8.74
WPS	14.09	13.88	10.76	10.57	10.98	15.19	22.50	33.52	34.46	33.37	34.19	35.88	35.98	35.27	33.78	32.81	32.41	33.38	37.46	37.73	36.46	31.15	21.72	17.29
Cleared(GW)	52.3	49.7	48.2	48.0	50.8	55.4	58.0	64.2	67.9	70.0	70.7	71.2	72.5	73.0	72.1	73.0	71.9	70.8	67.9	66.6	67.7	64.2	58.6	5.4



Preliminary Real-Time Prices with Forecasted and Actual System Load

	HE1	HE2	HE3	HE4	HE5	HE6	HE7	HE8	HE9	HE10	HE11	HE12	HE13	HE14	HE15	HE16	HE17	HE18	HE19	HE20	HE21	HE22	HE23	HE24
CINERGY.HUB	27.42	13.19	16.91	16.98	15.05	25.94	22.23	20.79	38.50	77.40	42.21	60.94	26.19	52.70	44.84	27.56	49.55	25.88	23.81	20.15	94.64	18.12	18.72	27.05
FE.HUB	86.69	13.46	15.48	13.63	14.12	19.26	18.94	20.97	39.30	78.86	43.01	62.00	26.63	53.68	45.71	27.95	49.99	26.04	23.94	20.34	95.45	18.27	18.93	26.46
ILLINOIS.HUB	9.94	12.09	3.48	-8.94	5.94	-26.97	-6.25	17.61	35.83	74.40	40.61	58.68	25.23	50.68	43.14	26.62	48.02	25.14	23.09	19.47	90.54	17.55	17.39	15.91
MICHIGAN.HUB	-135.18	13.52	15.48	13.62	14.16	19.32	19.00	21.09	39.87	79.92	43.69	63.09	26.92	54.30	46.53	28.44	51.00	26.63	24.44	20.66	98.20	18.57	19.35	27.65
MINN.HUB	-5.52	11.68	13.43	11.92	10.35	13.95	14.60	18.59	35.62	71.06	38.95	56.54	24.12	48.73	41.47	25.20	40.04	19.03	17.08	16.79	11.02	16.86	10.29	-7.67
WPS	1.01	16.16	16.73	18.07	16.88	19.43	18.94	24.27	32.08	62.50	39.96	50.41	26.80	44.81	39.43	27.04	45.59	31.10	34.12	35.30	98.23	25.33	19.66	13.45
Forecasted(GW)	54.0	51.7	50.4	50.0	51.3	54.4	57.9	61.3	64.3	67.1	69.4	71.3	72.8	73.8	74.0	74.0	73.7	72.4	70.1	67.8	67.2	64.5	59.8	54.8
(RT) - (DA Load)	1.32	1.51	1.72	1.46	-0.32	-1.91	-1.33	-3.13	-2.96	-1.88	-0.09	1.16	0.98	1.56	2.55	1.71	2.51	2.34	2.97	1.36	-0.65	0.49	0.79	49.24

