

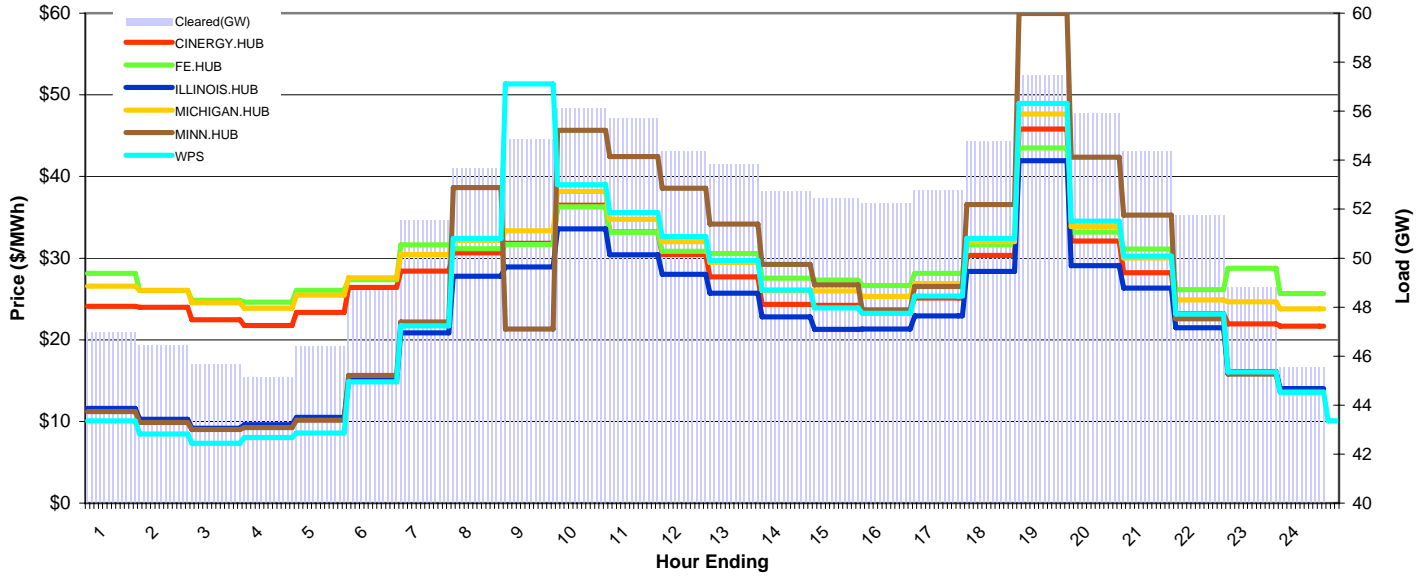
MISO Daily Report

Delivery Day: Saturday, November 1, 2008

Price Color Codes: ≤0 ≥100 ≥200

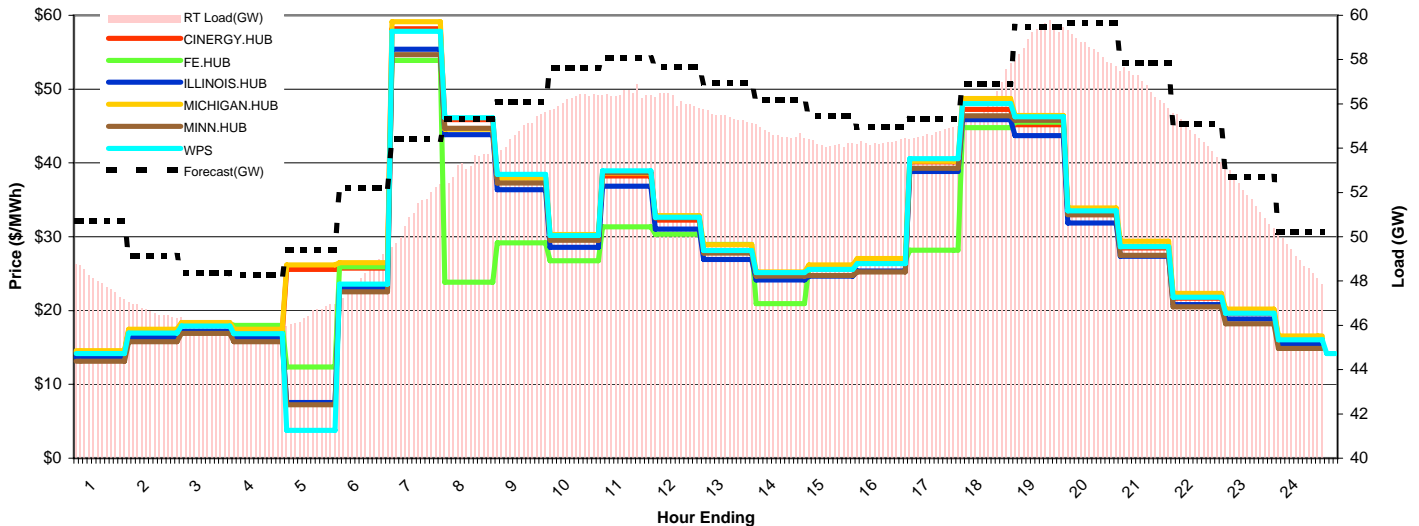
Day-Ahead Prices and Cleared Load

	HE1	HE2	HE3	HE4	HE5	HE6	HE7	HE8	HE9	HE10	HE11	HE12	HE13	HE14	HE15	HE16	HE17	HE18	HE19	HE20	HE21	HE22	HE23	HE24
CINERGY.HUB	24.11	24.00	22.46	21.75	23.37	26.41	28.42	30.66	31.82	36.48	33.19	30.47	27.70	24.32	24.23	23.60	25.13	30.34	45.81	32.10	28.21	23.22	21.95	21.68
FE.HUB	28.12	26.01	24.86	24.60	26.07	27.35	31.63	31.15	31.67	36.30	33.15	30.86	30.57	27.54	27.32	26.63	28.12	31.62	43.52	33.19	31.11	26.14	28.76	25.68
ILLINOIS.HUB	11.61	10.27	9.16	9.61	10.50	15.00	20.86	27.79	28.94	33.57	30.40	28.02	25.72	22.81	21.27	21.32	22.91	28.38	41.92	29.09	26.32	21.46	16.11	14.02
MICHIGAN.HUB	26.59	26.08	24.55	23.87	25.47	27.60	30.46	32.17	33.34	38.17	34.78	32.00	29.46	26.01	26.00	25.32	26.88	32.00	47.64	33.87	30.03	24.90	24.66	23.80
MINN.HUB	11.21	9.87	9.00	9.25	10.16	15.65	22.19	38.65	21.31	45.66	42.46	38.58	34.17	29.23	26.71	23.66	26.55	36.55	59.98	42.38	35.26	22.59	15.78	13.68
WPS	10.08	8.46	7.32	8.03	8.57	14.86	21.70	32.41	51.35	38.99	35.58	32.66	29.72	26.11	23.92	23.24	25.34	32.40	48.94	34.54	30.25	23.15	16.06	13.54
Cleared(GW)	47.0	46.4	45.6	45.1	46.4	48.8	51.5	53.7	54.8	56.1	55.7	54.4	53.8	52.7	52.4	52.3	52.8	54.8	57.5	55.9	54.4	51.8	48.8	45.5



Preliminary Real-Time Prices with Forecasted and Actual System Load

	HE1	HE2	HE3	HE4	HE5	HE6	HE7	HE8	HE9	HE10	HE11	HE12	HE13	HE14	HE15	HE16	HE17	HE18	HE19	HE20	HE21	HE22	HE23	HE24
CINERGY.HUB	14.35	17.18	18.13	17.01	25.58	25.73	58.19	45.86	38.01	29.83	38.25	32.26	28.00	24.91	25.61	26.41	40.16	47.24	45.17	32.98	28.47	21.66	19.65	16.13
FE.HUB	14.44	17.26	18.26	17.97	12.34	25.94	53.87	23.85	29.19	26.75	31.34	30.35	28.95	20.95	25.95	26.77	28.18	44.78	45.54	33.27	28.72	21.92	19.92	16.34
ILLINOIS.HUB	13.66	16.34	17.23	16.24	7.54	22.97	55.41	43.83	36.38	28.57	36.85	31.06	26.94	24.13	24.66	25.36	38.84	45.86	43.70	31.86	27.35	20.83	18.87	15.43
MICHIGAN.HUB	14.58	17.45	18.38	17.45	26.19	26.49	59.15	44.55	37.94	30.32	38.62	32.88	28.90	25.23	26.17	27.05	40.22	48.73	46.45	33.92	29.40	22.33	20.19	16.57
MINN.HUB	13.12	15.79	16.91	15.78	7.26	22.54	54.67	44.70	37.27	29.52	38.73	32.57	27.77	24.67	24.74	25.23	39.26	46.38	45.76	32.99	27.48	20.49	18.22	14.85
WPS	14.18	16.95	17.92	16.85	3.76	23.60	57.84	46.13	38.44	30.16	38.94	32.66	28.14	25.16	25.56	26.34	40.56	48.05	46.27	33.53	28.67	21.82	19.64	16.03
Forecasted(GW)	50.7	49.2	48.3	48.3	49.4	52.2	54.4	55.3	56.1	57.6	58.1	57.6	56.9	56.2	55.5	54.9	55.3	56.9	59.5	59.6	57.8	55.1	52.7	50.2
(RT) - (DA Load)	1.00	0.21	0.35	0.71	0.10	-0.59	-0.45	-0.42	-0.09	0.04	0.77	1.80	1.56	1.93	1.75	2.01	1.94	1.33	1.63	2.59	2.47	2.79	2.96	3.44



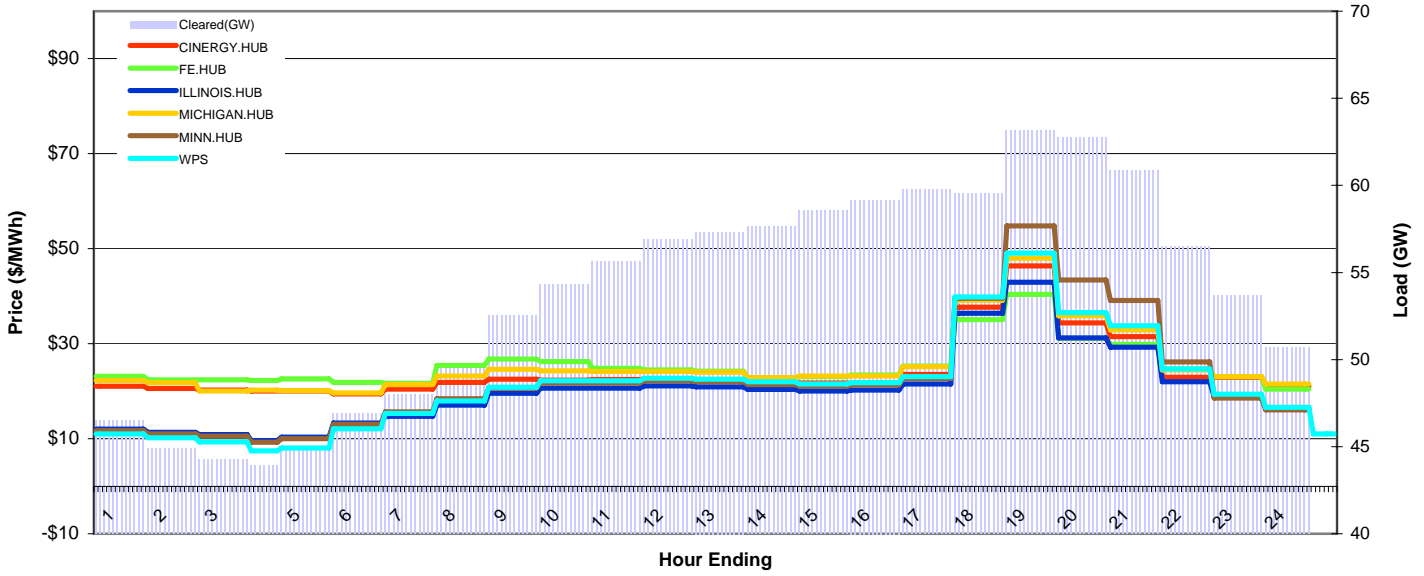
MISO Daily Report

Delivery Day: Sunday, November 2, 2008

Price Color Codes: ≤0 ≥100 ≥200

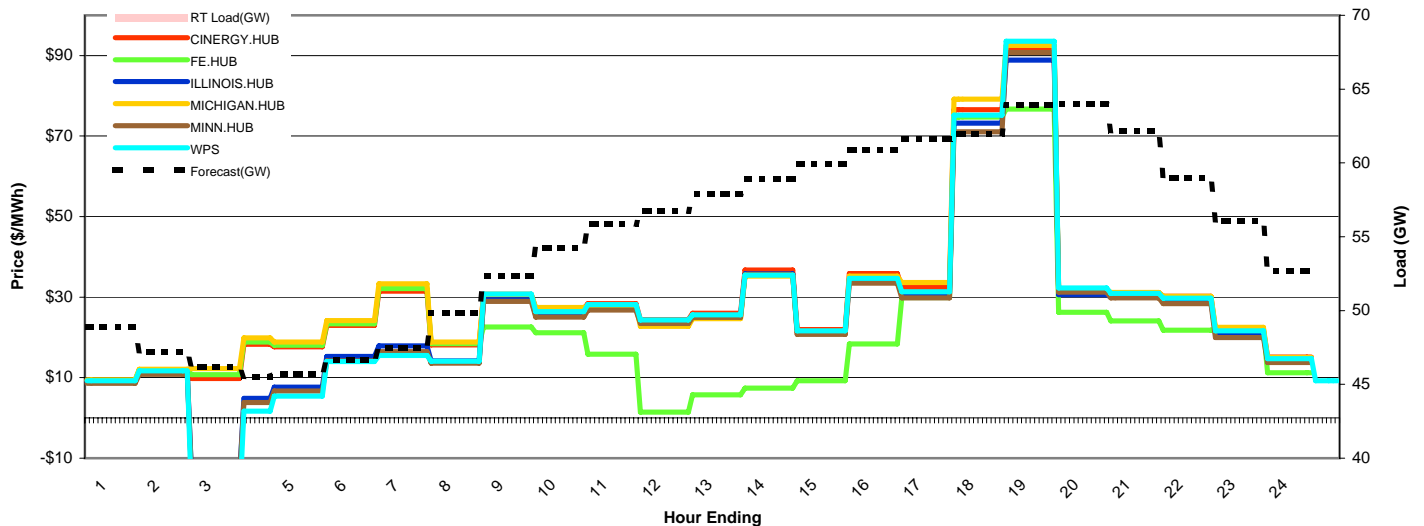
Day-Ahead Prices and Cleared Load

	HE1	HE2	HE3	HE4	HE5	HE6	HE7	HE8	HE9	HE10	HE11	HE12	HE13	HE14	HE15	HE16	HE17	HE18	HE19	HE20	HE21	HE22	HE23	HE24
CINERGY.HUB	21.06	20.61	20.24	20.07	20.04	19.41	20.42	21.85	22.55	22.34	22.49	22.56	22.42	21.43	21.70	21.71	23.53	37.69	46.38	34.36	31.48	22.97	22.97	21.03
FE.HUB	23.12	22.39	22.40	22.25	22.59	21.86	21.69	25.43	26.79	26.24	24.84	24.47	24.22	22.86	23.09	23.38	25.30	35.07	40.36	31.16	29.90	24.66	23.09	20.48
ILLINOIS.HUB	12.00	11.37	10.86	9.57	10.33	13.30	14.73	17.10	19.58	20.63	20.66	21.11	20.89	20.35	20.02	20.22	21.51	36.41	42.95	31.20	29.24	22.00	18.83	16.33
MICHIGAN.HUB	22.26	21.81	20.06	20.26	20.08	19.63	21.42	23.19	24.60	24.29	24.17	24.15	23.99	22.88	23.19	23.24	25.17	39.19	48.02	35.86	32.92	24.50	23.10	21.55
MINN.HUB	11.67	11.05	10.54	9.25	10.01	13.02	15.65	18.43	20.63	21.73	21.74	22.22	21.98	21.41	21.07	21.29	22.64	39.60	54.77	43.43	39.09	26.20	18.55	16.06
WPS	11.04	10.20	9.33	7.48	8.07	12.12	15.32	17.98	20.87	22.22	22.21	22.77	22.51	21.99	21.53	21.79	23.11	39.86	49.04	36.56	33.81	24.68	19.36	16.59
Cleared(GW)	46.5	44.9	44.2	43.9	45.0	46.9	48.0	49.5	52.5	54.3	55.7	56.9	57.3	57.6	58.6	59.2	59.8	59.5	63.1	62.7	60.8	56.5	53.7	50.7



Preliminary Real-Time Prices with Forecasted and Actual System Load

	HE1	HE2	HE3	HE4	HE5	HE6	HE7	HE8	HE9	HE10	HE11	HE12	HE13	HE14	HE15	HE16	HE17	HE18	HE19	HE20	HE21	HE22	HE23	HE24
CINERGY.HUB	9.27	11.82	9.79	18.29	17.64	22.97	31.45	18.10	30.72	27.15	28.37	24.42	25.97	36.75	21.98	35.86	32.46	76.58	91.41	31.58	31.06	30.25	21.90	15.11
FE.HUB	9.34	11.90	10.71	18.82	18.06	23.40	32.14	18.44	22.55	21.15	15.86	1.41	5.76	7.38	9.25	18.40	29.90	74.73	76.74	26.23	24.07	21.82	22.14	11.24
ILLINOIS.HUB	8.87	11.29	-15.33	4.85	7.67	15.29	17.88	14.13	29.34	25.53	27.30	23.69	25.27	35.79	21.26	34.50	30.96	73.19	88.86	30.60	29.94	29.18	21.01	14.51
MICHIGAN.HUB	9.47	12.07	12.28	19.85	18.87	24.14	33.33	18.83	30.66	27.45	27.90	22.73	24.69	35.26	21.30	35.23	33.62	79.19	92.56	31.91	31.21	30.20	22.51	15.05
MINN.HUB	8.59	10.80	-15.68	3.83	6.69	14.13	16.44	13.64	28.93	25.02	26.76	23.49	24.95	35.65	20.75	33.49	29.79	71.03	90.76	31.23	29.84	28.38	19.95	13.74
WPS	9.23	11.68	-22.06	1.67	5.44	14.02	15.52	14.06	30.78	26.41	28.11	24.36	25.64	35.42	21.59	34.69	31.32	75.21	93.58	32.26	30.95	29.71	21.60	14.73
Forecasted(GW)	48.9	47.2	46.2	45.5	45.7	46.7	47.5	49.8	52.3	54.2	55.8	56.7	57.9	58.9	59.9	60.9	61.7	62.0	63.9	64.0	62.2	59.0	56.0	52.7
(RT) - (DA Load)	-46.46	-44.72	-43.94	-43.54	-44.47	-46.32	-47.24	-48.69	-51.53	-53.22	-54.44	-55.56	-55.87	-56.05	-56.87	-57.34	-57.86	-57.47	-60.96	-60.43	-58.42	-53.95	-51.03	-47.91



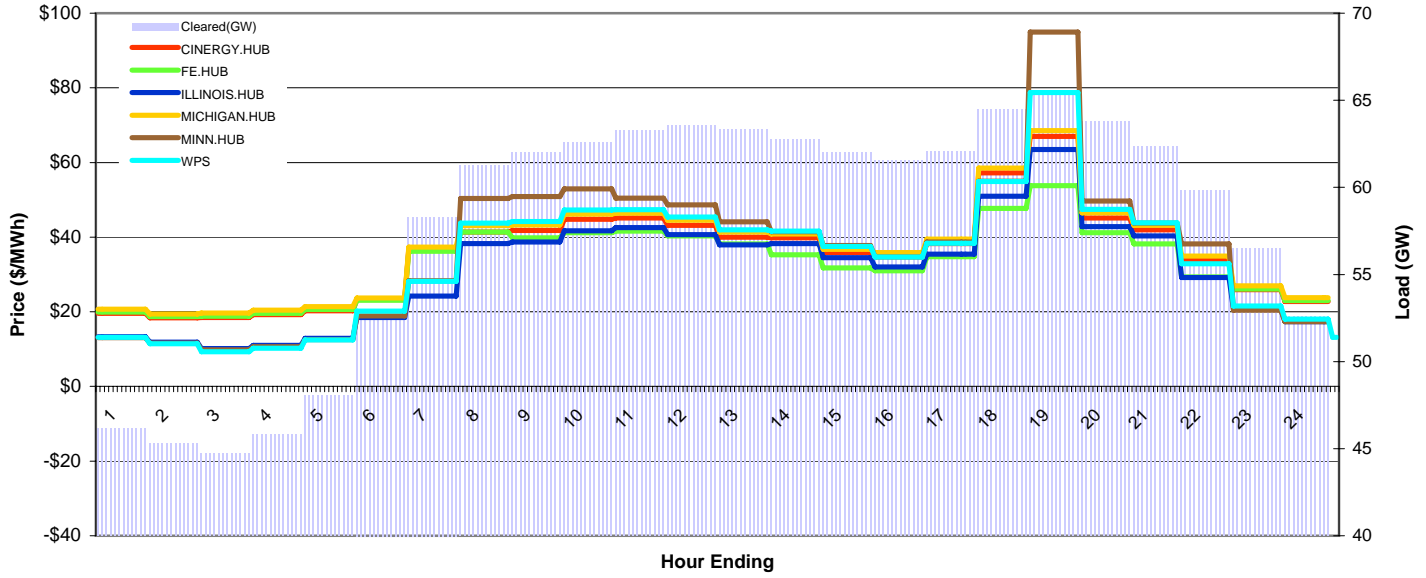
MISO Daily Report

Delivery Day: Monday, November 3, 2008

Price Color Codes: ≤0 ≥100 ≥200

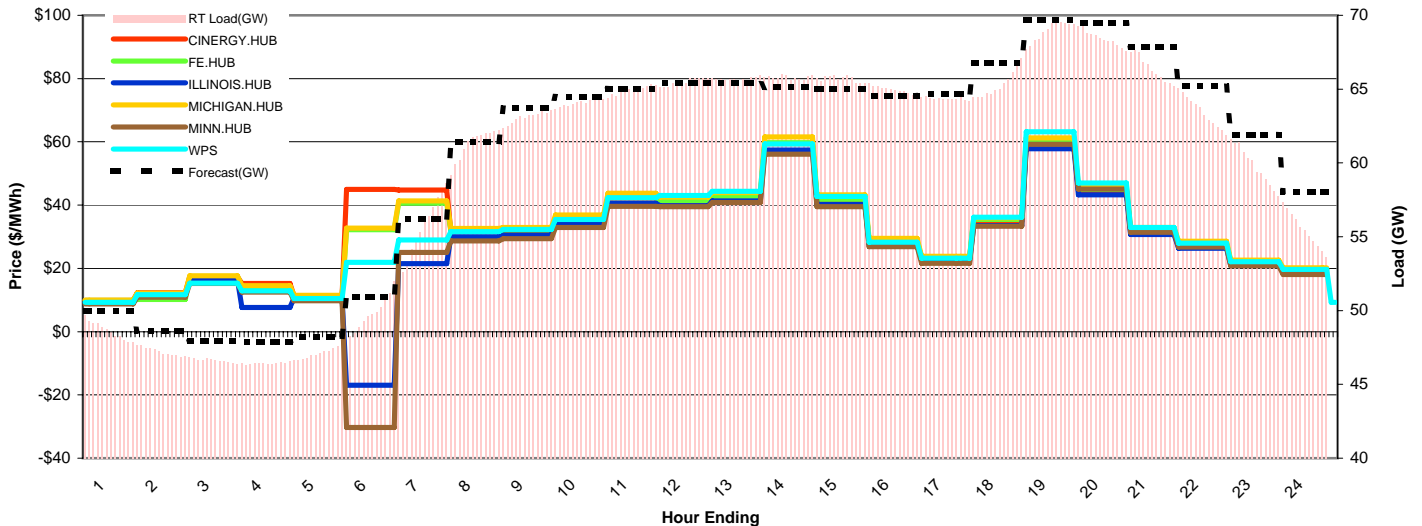
Day-Ahead Prices and Cleared Load

	HE1	HE2	HE3	HE4	HE5	HE6	HE7	HE8	HE9	HE10	HE11	HE12	HE13	HE14	HE15	HE16	HE17	HE18	HE19	HE20	HE21	HE22	HE23	HE24
CINERGY.HUB	19.60	18.40	18.47	19.26	20.26	23.24	36.85	41.37	41.80	44.79	45.15	43.14	40.00	39.85	35.86	34.90	38.30	57.25	66.99	45.16	41.93	34.02	25.90	22.79
FE.HUB	19.92	18.72	18.83	19.61	20.61	23.07	36.18	41.40	39.84	41.19	41.65	40.32	38.16	35.29	31.74	30.98	34.78	47.71	53.79	41.17	38.15	29.37	26.14	23.01
ILLINOIS.HUB	13.36	11.87	10.17	11.04	12.93	18.45	24.22	38.31	38.70	41.67	42.60	40.70	37.89	38.31	34.47	31.99	35.42	50.95	63.51	42.78	40.35	29.20	20.68	17.39
MICHIGAN.HUB	20.66	19.44	19.63	20.44	21.41	23.74	37.33	43.09	43.22	46.13	46.45	44.50	41.34	40.82	36.74	35.85	39.46	58.49	68.56	46.50	43.15	34.91	26.96	23.77
MINN.HUB	13.07	11.59	9.83	10.69	12.58	18.86	28.34	50.34	50.87	52.96	50.46	48.65	44.11	41.41	37.72	34.71	38.67	55.00	94.91	49.67	43.80	38.15	20.48	17.32
WPS	13.18	11.42	9.32	10.27	12.45	20.20	28.16	43.77	44.17	47.24	47.40	45.35	41.98	41.62	37.46	34.63	38.36	54.90	78.73	47.43	43.85	32.89	21.55	18.00
Cleared(GW)	46.1	45.3	44.7	45.8	48.1	52.7	58.3	61.2	62.0	62.6	63.3	63.5	63.3	62.7	62.0	61.6	62.1	64.5	65.5	63.8	62.4	59.8	56.5	52.6



Preliminary Real-Time Prices with Forecasted and Actual System Load

	HE1	HE2	HE3	HE4	HE5	HE6	HE7	HE8	HE9	HE10	HE11	HE12	HE13	HE14	HE15	HE16	HE17	HE18	HE19	HE20	HE21	HE22	HE23	HE24
CINERGY.HUB	9.83	12.26	17.39	15.26	11.30	44.93	44.80	31.64	31.89	35.66	42.28	41.21	42.60	59.48	41.61	28.43	23.12	34.81	59.47	44.56	31.89	27.50	21.85	19.59
FE.HUB	9.87	10.16	17.43	14.32	11.32	32.21	40.59	31.82	32.12	35.88	42.50	41.42	42.76	59.78	41.84	28.69	23.47	35.48	60.17	44.96	32.13	27.85	22.12	19.80
ILLINOIS.HUB	9.34	11.70	16.46	7.62	10.70	-16.96	21.52	30.03	30.49	34.14	40.63	39.83	41.33	57.39	40.18	27.44	22.27	33.54	57.85	43.29	30.75	26.32	20.88	18.73
MICHIGAN.HUB	10.00	12.24	17.69	14.56	11.53	32.75	41.34	32.65	32.97	36.86	43.71	42.58	43.96	61.58	43.23	29.54	23.87	35.97	61.24	46.03	32.95	28.57	22.61	20.15
MINN.HUB	8.72	10.92	15.22	12.51	9.80	-30.33	25.08	28.65	29.44	32.92	39.61	39.46	40.86	56.13	39.50	26.83	21.65	33.35	59.28	45.10	31.44	26.72	20.79	18.03
WPS	9.31	11.66	15.38	12.92	10.43	21.92	28.98	31.62	32.36	35.48	42.32	43.05	44.40	59.31	42.73	28.28	23.21	36.20	63.14	47.04	32.98	27.99	22.06	19.68
Forecasted(GW)	50.0	48.6	47.9	47.9	48.2	50.9	56.2	61.4	63.7	64.5	65.0	65.4	65.4	65.1	65.0	64.6	64.6	66.7	69.6	69.5	67.8	65.2	61.9	58.1
(RT) - (DA Load)	2.50	1.94	1.90	0.63	-0.96	-2.99	-2.77	0.07	1.07	1.52	1.69	1.99	2.40	3.08	3.68	3.40	2.28	0.82	3.42	4.67	4.03	3.64	3.31	2.89



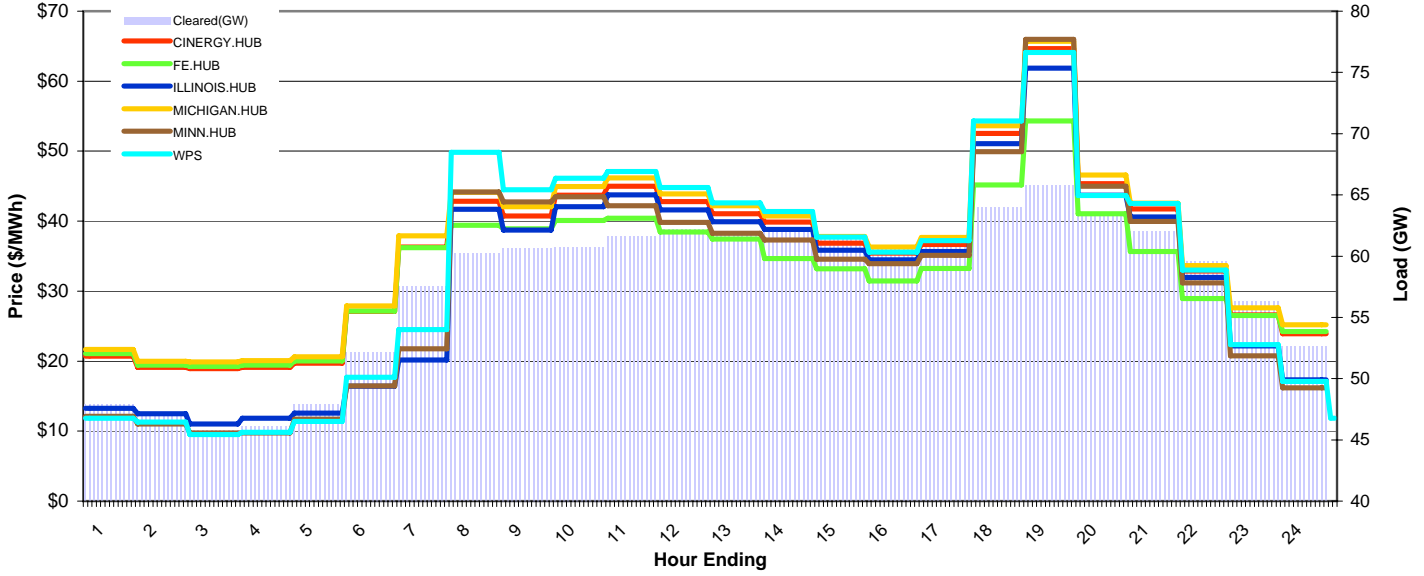
MISO Daily Report

Delivery Day: Tuesday, November 4, 2008

Price Color Codes: ≤0 ≥100 ≥200

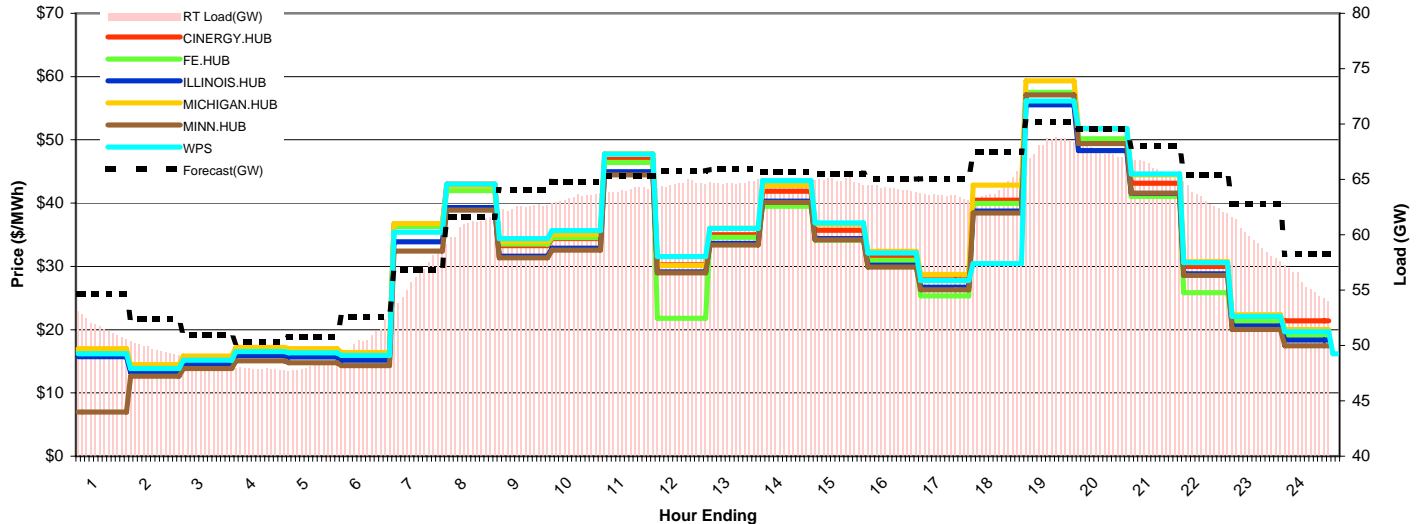
Day-Ahead Prices and Cleared Load

	HE1	HE2	HE3	HE4	HE5	HE6	HE7	HE8	HE9	HE10	HE11	HE12	HE13	HE14	HE15	HE16	HE17	HE18	HE19	HE20	HE21	HE22	HE23	HE24
CINERGY.HUB	20.73	19.10	18.95	19.13	19.70	27.12	36.32	42.86	40.73	43.71	45.00	42.78	41.05	39.89	36.87	35.44	36.68	52.52	64.65	45.36	41.74	32.88	26.59	23.93
FE.HUB	21.06	19.41	19.26	19.45	20.02	27.16	36.23	39.40	38.93	40.11	40.44	38.44	37.43	34.64	33.20	31.46	33.26	45.18	54.32	41.08	35.65	28.96	26.50	24.22
ILLINOIS.HUB	13.27	12.50	11.01	11.83	12.57	16.41	20.18	41.69	38.74	42.05	43.74	41.60	39.92	38.80	35.85	34.46	35.67	51.07	61.88	43.73	40.59	31.97	22.18	17.35
MICHIGAN.HUB	21.69	19.99	19.89	20.07	20.62	27.88	37.90	44.11	42.08	44.96	46.16	43.90	42.18	40.76	37.83	36.31	37.67	53.61	65.71	46.60	42.58	33.65	27.62	25.17
MINN.HUB	12.13	11.04	9.73	9.73	11.70	16.45	21.76	44.15	42.74	43.50	42.19	39.82	38.25	37.29	34.56	33.91	35.10	49.93	65.97	45.01	39.96	31.16	20.76	16.18
WPS	11.85	11.28	9.50	9.85	11.41	17.68	24.49	49.83	44.51	46.15	47.08	44.82	42.63	41.39	37.74	35.56	37.23	54.32	64.09	43.65	42.52	33.01	22.37	17.11
Cleared(GW)	47.9	47.0	45.8	46.1	47.9	52.2	57.6	60.2	60.7	60.7	61.6	62.2	62.0	61.9	61.4	60.7	61.1	64.0	65.8	63.3	62.0	59.5	56.3	52.6



Preliminary Real-Time Prices with Forecasted and Actual System Load

	HE1	HE2	HE3	HE4	HE5	HE6	HE7	HE8	HE9	HE10	HE11	HE12	HE13	HE14	HE15	HE16	HE17	HE18	HE19	HE20	HE21	HE22	HE23	HE24
CINERGY.HUB	16.50	13.96	15.36	16.80	16.60	16.02	36.34	42.99	33.27	34.37	46.88	30.26	35.01	41.89	35.73	31.43	27.86	40.45	57.27	49.93	43.13	30.01	21.50	21.39
FE.HUB	16.65	14.12	15.51	16.91	16.73	16.17	36.29	41.97	33.51	34.57	46.42	21.82	34.60	39.52	34.15	30.93	25.33	39.95	57.52	50.17	41.09	25.85	21.33	19.13
ILLINOIS.HUB	15.74	13.23	14.57	15.89	15.68	15.17	33.91	39.32	31.63	32.87	44.97	29.12	33.61	40.29	34.41	30.19	26.71	38.76	55.51	48.30	41.52	28.83	20.58	18.38
MICHIGAN.HUB	17.00	14.45	15.84	17.18	16.97	16.41	36.75	42.67	33.90	35.05	47.79	30.13	35.99	42.81	36.69	32.36	28.72	42.82	59.34	51.74	44.48	30.73	22.36	20.01
MINN.HUB	6.98	12.64	13.86	15.05	14.79	14.31	32.43	38.89	31.37	32.55	44.45	28.97	33.36	40.10	34.21	29.88	26.31	38.43	57.10	49.42	41.58	28.60	20.05	17.47
WPS	16.16	13.87	15.19	16.52	16.33	15.93	35.40	42.98	34.40	35.64	47.72	31.54	36.00	43.55	36.89	32.11	27.79	30.43	56.14	51.77	44.63	30.58	22.12	19.67
Forecasted(GW)	54.6	52.4	50.9	50.3	50.7	52.6	56.8	61.7	64.1	64.8	65.3	65.7	65.9	65.7	65.5	65.0	65.1	67.5	70.2	69.6	68.0	65.4	62.8	58.2
(RT) - (DA Load)	3.81	2.68	2.64	1.76	0.22	-1.53	-1.35	0.56	1.77	2.61	2.43	2.42	2.69	3.02	3.55	3.46	2.43	0.25	2.34	4.29	3.98	3.66	3.14	2.94



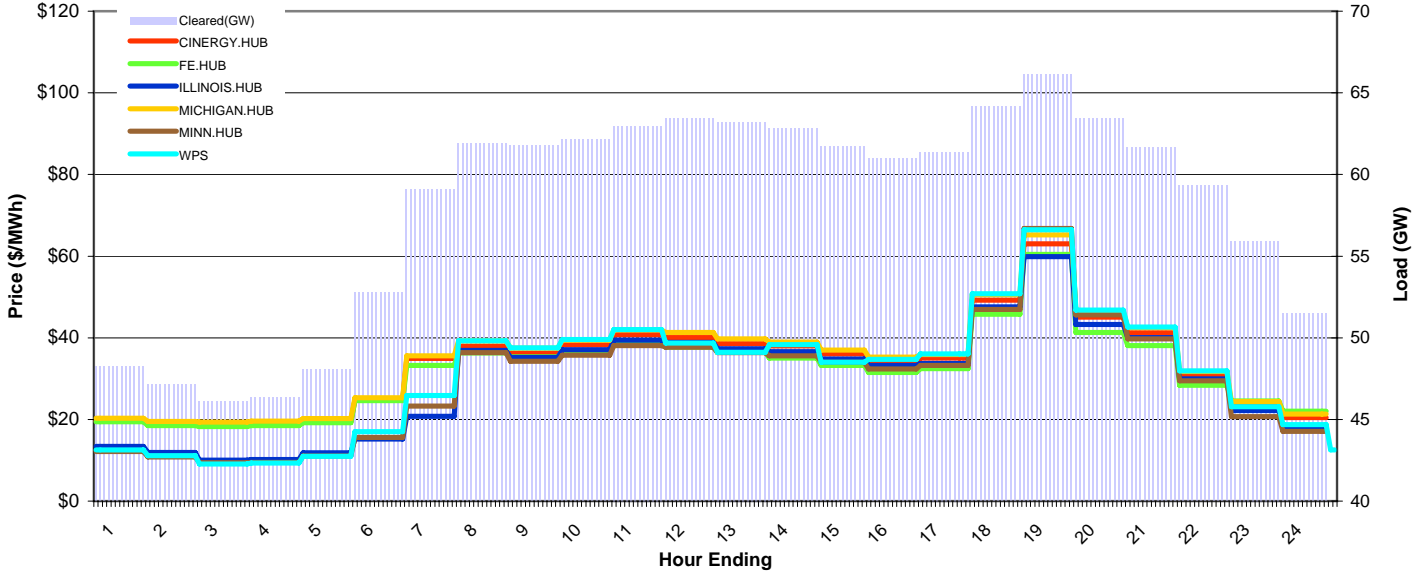
MISO Daily Report

Delivery Day: Wednesday, November 5, 2008

Price Color Codes: <=0 >=100 >=200

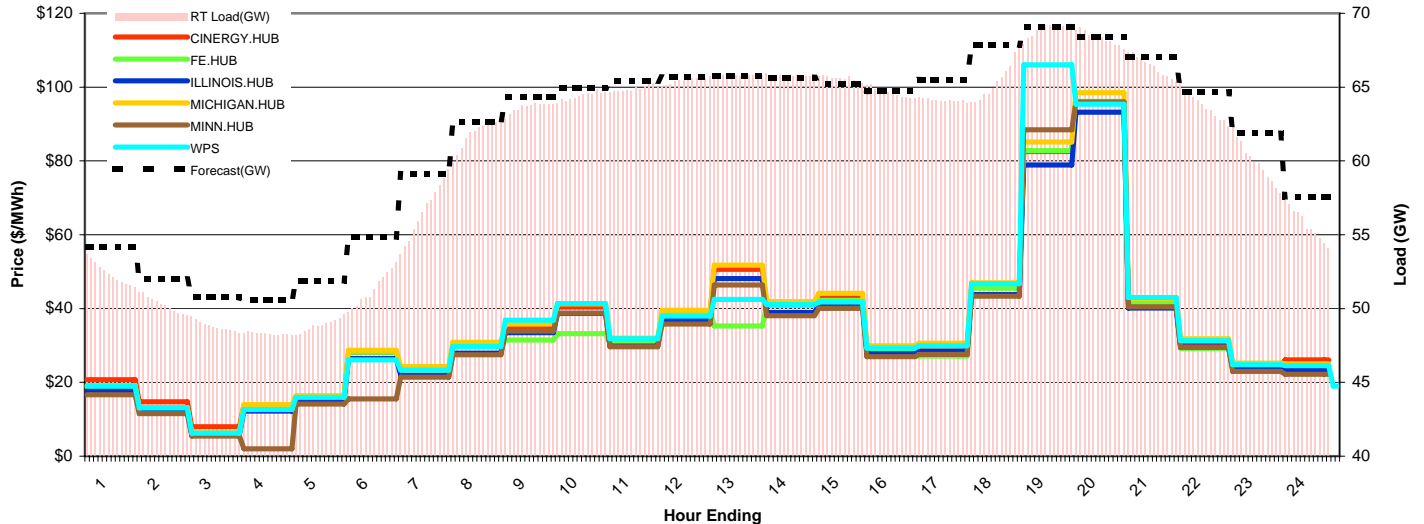
Day-Ahead Prices and Cleared Load

	HE1	HE2	HE3	HE4	HE5	HE6	HE7	HE8	HE9	HE10	HE11	HE12	HE13	HE14	HE15	HE16	HE17	HE18	HE19	HE20	HE21	HE22	HE23	HE24
CINERGY.HUB	19.57	18.88	18.55	18.76	19.41	24.80	34.99	37.96	36.19	38.23	40.72	40.03	38.58	38.00	36.09	34.41	35.00	49.24	63.04	45.08	41.25	30.56	23.17	20.43
FE.HUB	19.47	18.52	18.28	18.46	19.18	24.65	33.21	36.27	35.33	36.70	38.58	37.74	36.46	35.01	33.26	31.48	32.47	45.78	60.44	41.34	38.06	28.37	24.50	22.01
ILLINOIS.HUB	13.42	11.90	10.07	10.21	11.86	15.18	20.76	36.91	35.19	37.05	39.46	38.87	37.31	36.60	34.77	33.20	33.72	47.57	59.85	43.29	40.06	29.98	22.16	18.24
MICHIGAN.HUB	20.33	19.55	19.39	19.62	20.26	25.35	35.62	39.23	37.49	39.46	41.96	41.31	39.73	38.93	36.99	35.25	35.88	50.57	65.18	46.37	42.45	31.71	24.37	21.32
MINN.HUB	12.12	10.82	9.37	9.50	11.05	15.56	23.31	36.34	34.26	35.78	38.09	37.71	36.38	35.59	34.01	32.40	33.20	46.94	66.81	45.60	39.73	29.50	20.71	17.10
WPS	12.57	11.15	9.12	9.29	10.94	17.00	25.84	39.29	37.51	39.61	42.00	38.74	36.48	38.30	34.05	34.74	36.04	50.76	66.45	46.77	42.68	31.86	23.11	18.75
Cleared(GW)	48.2	47.1	46.1	46.3	48.1	52.7	59.1	61.9	61.8	62.1	63.0	63.4	63.2	62.8	61.7	61.0	61.4	64.2	66.1	63.4	61.6	59.3	55.9	51.5



Preliminary Real-Time Prices with Forecasted and Actual System Load

	HE1	HE2	HE3	HE4	HE5	HE6	HE7	HE8	HE9	HE10	HE11	HE12	HE13	HE14	HE15	HE16	HE17	HE18	HE19	HE20	HE21	HE22	HE23	HE24
CINERGY.HUB	20.70	14.78	7.95	13.70	16.02	28.22	23.68	30.19	35.05	40.43	31.17	38.65	50.62	40.80	42.91	29.01	29.84	45.72	82.54	96.01	41.47	30.71	24.42	26.09
FE.HUB	18.74	12.95	6.20	13.75	16.07	28.22	23.70	29.63	31.44	33.25	30.52	38.75	35.30	40.88	42.23	28.10	27.10	45.48	82.79	96.16	41.47	29.26	24.52	24.17
ILLINOIS.HUB	17.73	12.19	5.89	12.24	15.19	26.45	21.93	27.90	33.44	38.67	29.80	36.81	48.14	38.95	41.05	27.72	28.42	43.77	78.93	93.24	40.11	29.53	23.46	23.25
MICHIGAN.HUB	19.20	13.16	6.29	13.97	16.37	28.72	24.28	30.90	35.83	41.28	31.96	39.57	51.78	41.88	44.16	29.91	30.65	46.99	85.18	98.49	42.75	31.78	25.20	25.05
MINN.HUB	16.67	11.55	5.49	1.97	14.10	15.56	21.41	27.49	33.87	38.79	29.63	35.77	46.38	38.10	40.04	26.99	27.56	43.31	88.41	95.97	40.50	29.44	22.96	22.23
WPS	19.00	13.06	6.21	12.69	16.00	26.12	23.31	29.76	36.81	41.38	31.81	38.01	42.47	41.14	41.81	29.26	29.90	46.71	106.06	95.34	43.04	31.34	24.81	24.52
Forecasted(GW)	54.2	52.0	50.8	50.6	51.9	54.8	59.1	62.7	64.3	64.9	65.4	65.7	65.8	65.6	65.2	64.7	65.5	67.8	69.1	68.4	67.1	64.7	61.9	57.5
(RT) - (DA Load)	4.12	3.13	2.71	1.96	0.80	-1.44	-2.48	-0.11	1.85	2.26	1.91	2.02	2.55	2.92	3.84	3.63	2.73	1.20	2.73	4.88	4.75	4.39	3.97	4.24



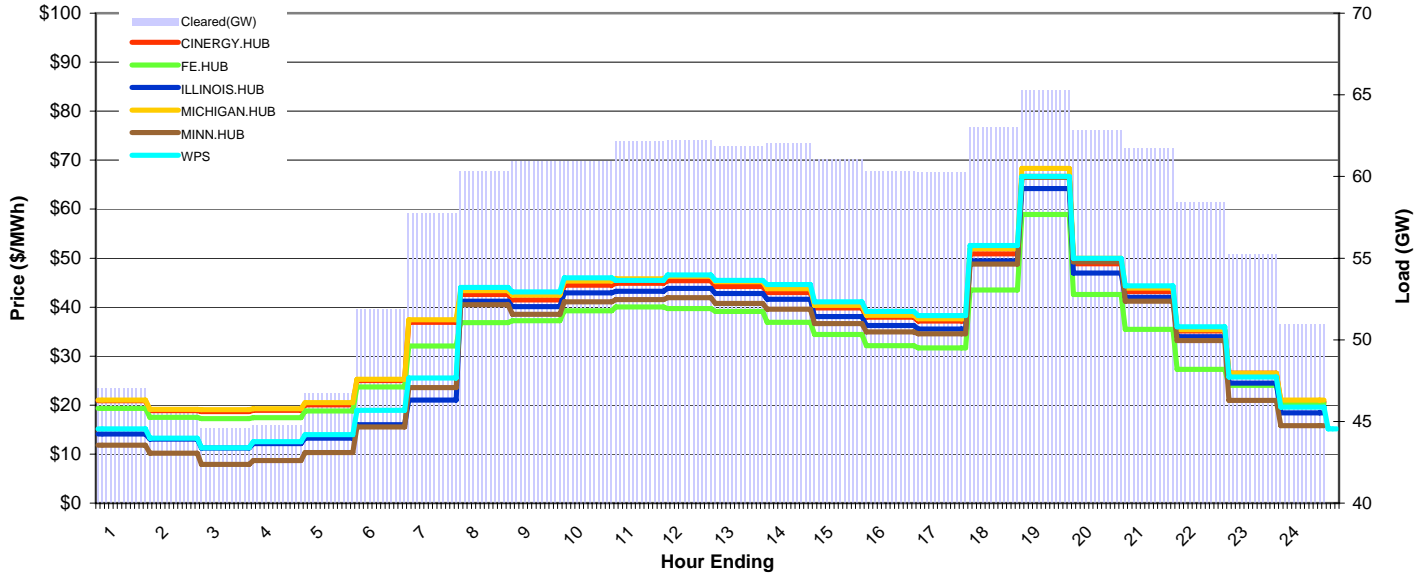
MISO Daily Report

Delivery Day: Thursday, November 6, 2008

Price Color Codes: <=0 >=100 >=200

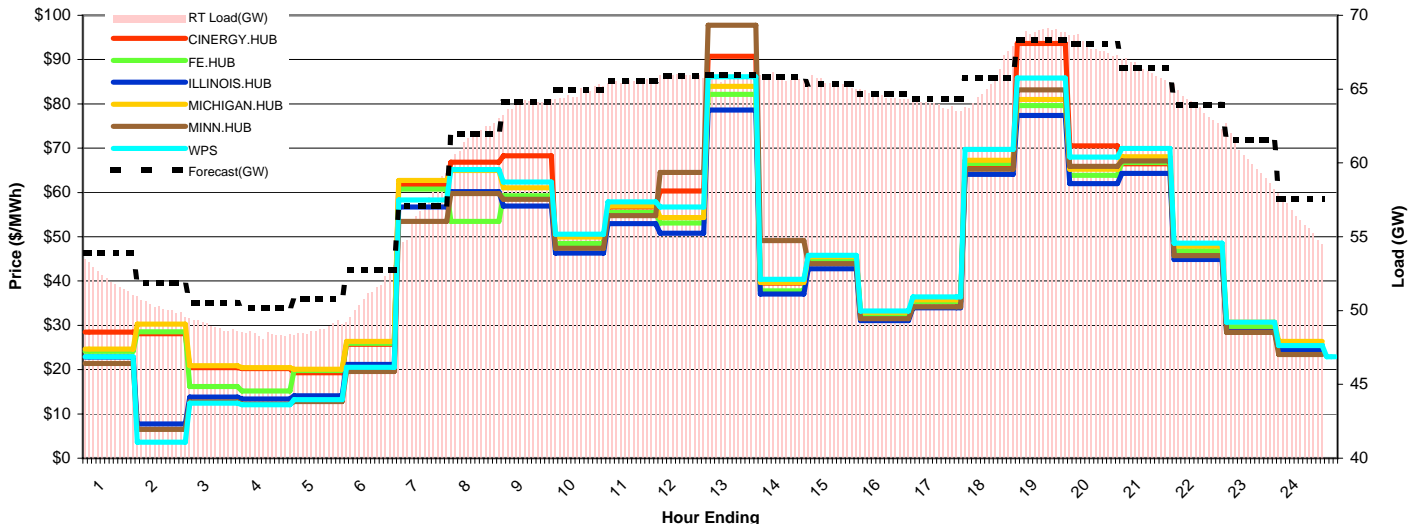
Day-Ahead Prices and Cleared Load

	HE1	HE2	HE3	HE4	HE5	HE6	HE7	HE8	HE9	HE10	HE11	HE12	HE13	HE14	HE15	HE16	HE17	HE18	HE19	HE20	HE21	HE22	HE23	HE24
CINERGY.HUB	20.91	18.89	18.70	18.93	20.05	25.03	36.93	42.57	41.49	44.49	44.87	45.40	44.20	42.95	39.82	37.93	37.17	50.85	66.68	48.87	43.20	35.15	26.49	20.62
FE.HUB	19.32	17.50	17.27	17.45	18.78	23.69	32.09	36.85	37.22	39.23	40.05	39.74	39.14	36.93	34.39	32.13	31.68	43.51	58.91	42.57	35.49	27.31	24.06	20.33
ILLINOIS.HUB	14.12	13.07	11.26	12.13	13.29	16.00	21.03	41.23	40.11	42.90	43.21	43.80	42.76	41.59	38.08	36.26	35.50	49.45	64.23	46.98	42.01	33.99	24.51	18.42
MICHIGAN.HUB	21.06	19.16	19.08	19.26	20.49	25.26	37.42	43.38	42.43	45.36	45.81	46.28	45.17	43.76	40.37	38.37	37.59	51.90	68.32	49.99	43.89	35.43	26.53	21.06
MINN.HUB	11.84	10.18	7.90	8.67	10.33	15.56	23.56	40.47	38.54	41.07	41.53	41.91	40.74	39.61	36.65	34.97	34.57	48.77	66.50	49.23	41.24	33.17	20.94	15.80
WPS	15.13	13.23	11.32	12.52	13.99	18.92	25.56	44.01	43.08	46.01	45.45	46.57	45.47	44.64	41.11	39.15	38.26	52.56	66.67	49.97	44.37	35.97	25.73	19.58
Cleared(GW)	47.0	45.8	44.6	44.7	46.7	51.8	57.7	60.3	60.9	60.9	62.2	62.2	61.9	62.0	61.0	60.3	60.2	63.0	65.3	62.8	61.7	58.4	55.2	51.0



Preliminary Real-Time Prices with Forecasted and Actual System Load

	HE1	HE2	HE3	HE4	HE5	HE6	HE7	HE8	HE9	HE10	HE11	HE12	HE13	HE14	HE15	HE16	HE17	HE18	HE19	HE20	HE21	HE22	HE23	HE24
CINERGY.HUB	28.49	28.11	20.46	20.20	19.27	25.70	61.76	66.85	68.25	48.46	56.74	60.33	90.72	39.52	45.49	32.31	35.26	66.35	93.63	70.49	66.48	46.50	29.56	25.56
FE.HUB	24.13	28.53	16.17	15.18	19.81	25.93	60.76	53.48	59.23	48.48	55.47	53.12	82.13	37.79	44.50	32.34	35.30	66.52	79.63	63.85	66.74	46.80	29.75	25.56
ILLINOIS.HUB	22.85	7.73	13.83	13.34	14.06	21.17	56.73	60.20	56.95	46.28	52.96	50.80	78.62	37.09	42.76	31.05	33.97	64.09	77.40	61.98	64.29	44.88	28.53	24.43
MICHIGAN.HUB	24.64	30.27	20.87	20.46	20.06	26.40	62.72	64.99	61.06	49.93	56.94	54.35	83.95	39.70	45.55	32.96	35.76	67.24	81.00	65.25	68.04	47.90	30.70	26.38
MINN.HUB	21.39	6.51	12.75	12.23	12.80	19.58	53.44	59.77	58.45	47.43	54.77	64.52	97.76	49.15	43.91	31.48	34.21	65.26	83.13	65.93	67.09	45.71	28.36	23.44
WPS	22.92	3.59	12.43	12.05	13.21	20.54	58.32	65.18	62.35	50.55	57.90	56.72	86.15	40.41	45.82	33.24	36.41	69.76	85.81	67.98	69.91	48.58	30.72	25.42
Forecasted(GW)	53.9	51.8	50.5	50.1	50.7	52.7	57.1	62.0	64.1	64.9	65.6	65.9	66.0	65.8	65.4	64.7	64.3	65.7	68.3	68.1	66.4	63.9	61.5	57.6
(RT) - (DA Load)	5.15	4.45	4.38	3.64	2.02	-0.68	-0.86	1.44	3.10	3.80	3.40	3.74	3.89	3.70	4.42	4.20	3.67	2.52	3.57	5.08	4.61	5.32	5.02	5.17



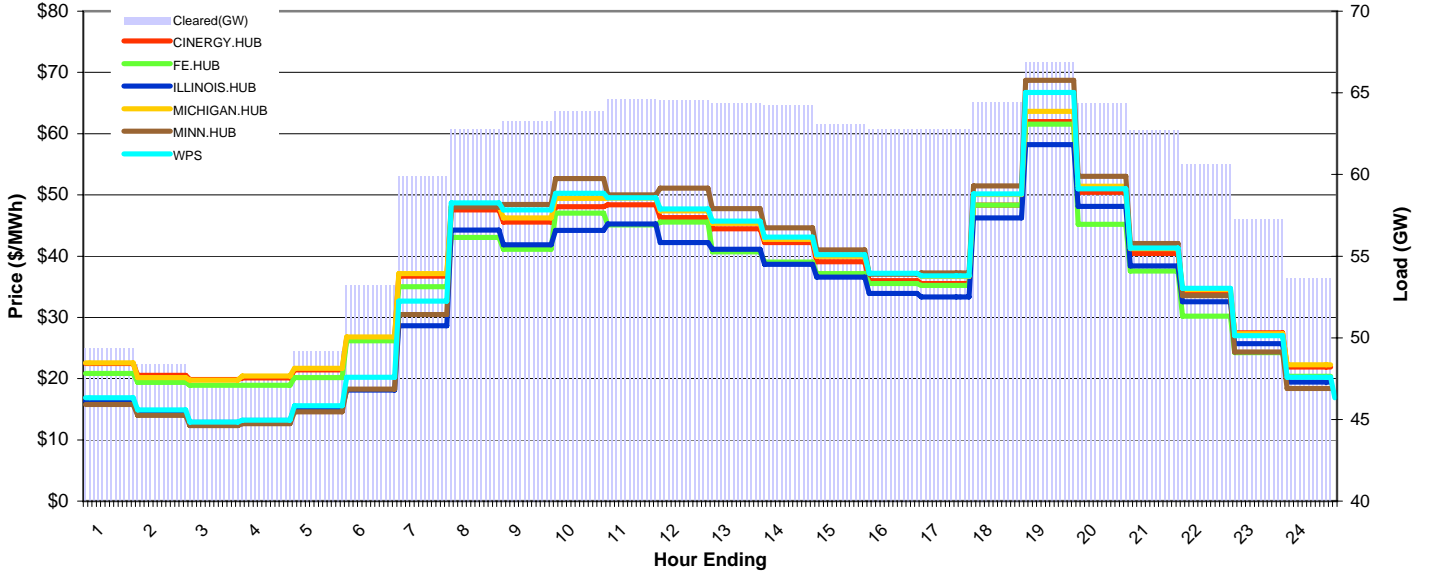
MISO Daily Report

Delivery Day: Friday, November 7, 2008

Price Color Codes: ≤0 ≥100 ≥200

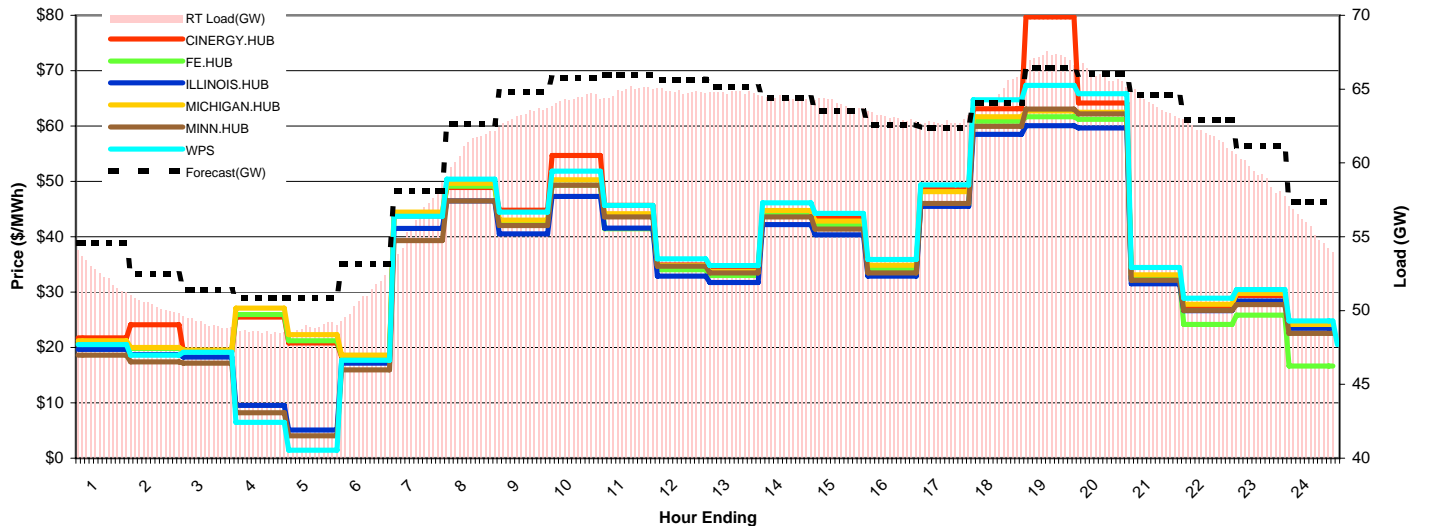
Day-Ahead Prices and Cleared Load

	HE1	HE2	HE3	HE4	HE5	HE6	HE7	HE8	HE9	HE10	HE11	HE12	HE13	HE14	HE15	HE16	HE17	HE18	HE19	HE20	HE21	HE22	HE23	HE24
CINERGY.HUB	22.46	20.53	19.84	20.10	21.40	26.57	36.75	47.55	45.57	48.06	48.40	46.31	44.45	42.24	39.06	36.01	35.53	48.31	61.96	50.44	40.42	34.03	27.51	21.90
FE.HUB	20.83	19.37	18.92	18.93	20.18	26.17	35.03	43.07	41.12	47.04	45.12	45.58	40.69	39.04	37.14	35.51	35.22	48.35	61.53	45.22	37.58	30.20	24.26	20.37
ILLINOIS.HUB	16.34	14.48	12.85	13.17	15.23	18.14	28.66	44.24	41.88	44.19	45.26	42.24	41.14	38.69	36.56	33.92	33.33	46.25	58.23	48.13	38.41	32.56	25.73	19.46
MICHIGAN.HUB	22.55	20.17	19.75	20.42	21.68	26.82	37.15	48.23	46.23	49.43	49.47	47.41	45.34	42.75	40.00	37.13	36.68	50.06	63.64	51.40	41.22	34.55	27.35	22.24
MINN.HUB	15.79	13.99	12.35	12.63	14.60	18.30	30.48	48.00	48.45	52.65	50.00	51.11	47.76	44.63	41.02	37.03	37.25	51.45	68.71	53.03	42.07	33.57	24.34	18.41
WPS	16.90	14.87	12.90	13.22	15.55	20.24	32.64	48.72	47.54	50.25	49.55	47.71	45.74	43.12	40.21	37.19	36.77	50.16	66.74	50.99	41.32	34.76	27.02	20.22
Cleared(GW)	49.4	48.4	47.2	47.4	49.2	53.2	59.9	62.8	63.3	63.9	64.6	64.5	64.3	64.2	63.1	62.8	62.7	64.4	66.9	64.3	62.7	60.6	57.3	53.6



Preliminary Real-Time Prices with Forecasted and Actual System Load

	HE1	HE2	HE3	HE4	HE5	HE6	HE7	HE8	HE9	HE10	HE11	HE12	HE13	HE14	HE15	HE16	HE17	HE18	HE19	HE20	HE21	HE22	HE23	HE24
CINERGY.HUB	21.75	24.12	19.23	25.51	20.80	18.34	43.76	48.90	44.81	54.71	45.67	34.90	34.57	44.43	43.33	34.18	48.63	63.15	79.73	64.16	32.40	27.55	29.37	24.30
FE.HUB	20.76	19.83	19.42	25.98	21.24	18.55	44.14	49.11	42.34	49.33	41.45	34.05	33.03	43.87	42.04	34.19	45.74	60.89	61.68	61.20	32.43	24.16	25.83	16.63
ILLINOIS.HUB	19.66	18.72	18.29	9.56	5.07	17.15	41.52	46.49	40.53	47.27	41.56	32.90	31.75	42.18	40.34	32.90	45.47	58.47	60.05	59.66	31.48	26.66	28.39	23.47
MICHIGAN.HUB	21.21	20.02	19.56	27.09	22.29	18.59	44.43	49.67	43.01	50.31	44.17	34.82	33.70	44.74	42.85	34.88	48.13	61.67	62.74	62.48	33.12	27.81	29.79	24.14
MINN.HUB	18.63	17.38	17.17	8.22	4.02	15.95	39.29	46.46	42.05	49.31	43.61	34.71	33.44	43.59	41.40	33.49	46.00	59.97	63.07	62.17	32.13	26.72	27.74	22.55
WPS	20.52	18.60	19.12	6.45	1.46	17.71	43.69	50.43	44.46	51.86	45.64	36.01	34.79	46.14	44.21	35.92	49.38	64.76	67.34	65.86	34.42	28.91	30.48	24.79
Forecasted(GW)	54.6	52.5	51.4	50.8	50.8	53.2	58.1	62.7	64.8	65.8	66.0	65.6	65.1	64.4	63.5	62.6	62.4	64.0	66.4	66.0	64.6	62.9	61.2	57.4
(RT) - (DA Load)	3.10	1.97	1.97	1.20	-0.32	-2.23	-3.76	-1.71	-0.06	0.48	0.26	0.32	0.42	0.13	0.95	0.30	0.04	0.09	0.20	1.57	1.25	1.30	1.87	1.89



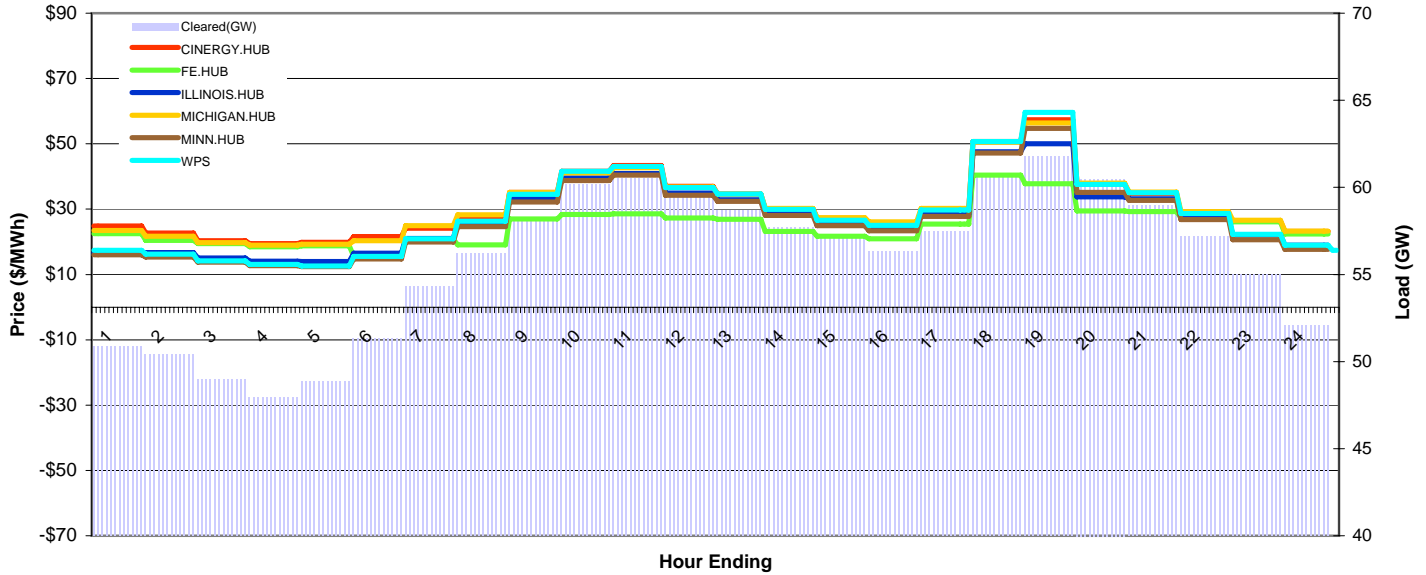
MISO Daily Report

Delivery Day: Saturday, November 8, 2008

Price Color Codes: ≤0 ≥100 ≥200

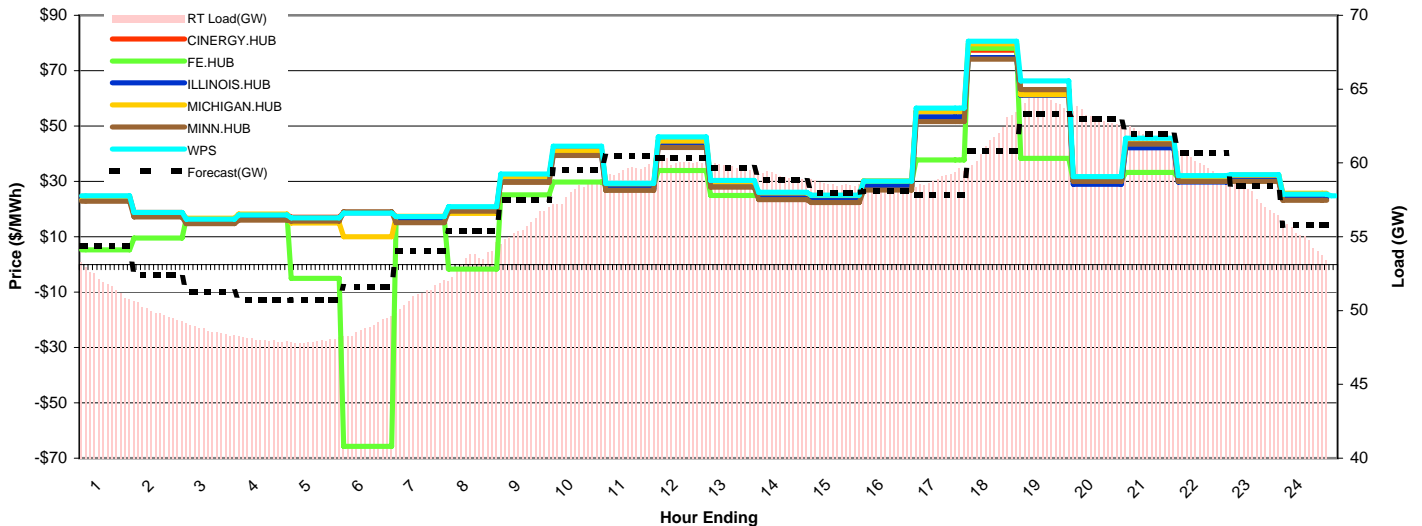
Day-Ahead Prices and Cleared Load

	HE1	HE2	HE3	HE4	HE5	HE6	HE7	HE8	HE9	HE10	HE11	HE12	HE13	HE14	HE15	HE16	HE17	HE18	HE19	HE20	HE21	HE22	HE23	HE24
CINERGY.HUB	24.88	22.66	20.37	19.46	19.85	21.64	24.20	27.34	35.11	41.61	43.39	36.95	34.60	30.15	27.22	25.19	29.82	50.69	57.41	37.77	34.86	28.37	26.27	23.13
FE.HUB	22.45	20.46	19.43	18.51	18.78	15.56	20.84	19.10	27.01	28.42	28.60	27.33	26.89	23.13	21.75	20.97	25.42	40.41	37.77	29.41	29.21	27.38	26.14	22.35
ILLINOIS.HUB	16.65	16.73	15.00	14.04	13.97	16.51	20.98	25.83	33.15	39.52	40.91	34.89	32.84	28.66	25.82	24.07	28.38	47.55	50.01	33.74	33.17	27.22	22.10	18.99
MICHIGAN.HUB	23.44	21.68	19.71	18.99	19.25	20.37	24.92	28.28	35.09	41.15	42.63	36.77	34.63	30.20	27.43	26.11	30.22	50.48	56.39	38.00	35.24	29.29	26.56	23.32
MINN.HUB	16.05	15.35	13.74	12.74	12.39	14.79	19.90	24.63	32.24	38.80	40.38	34.23	32.36	28.04	24.93	23.35	27.78	47.22	54.76	35.11	32.64	26.80	20.64	17.74
WPS	17.38	16.26	14.17	13.11	12.56	15.54	20.93	26.28	34.58	41.57	43.11	36.58	34.68	29.99	26.58	25.07	29.79	50.72	59.67	37.54	35.05	28.67	22.33	18.96
Cleared(GW)	50.9	50.4	49.0	47.9	48.8	51.3	54.3	56.2	58.3	60.2	60.5	59.5	58.7	57.7	57.1	56.3	57.4	60.8	61.8	60.5	59.0	57.2	55.0	52.1



Preliminary Real-Time Prices with Forecasted and Actual System Load

	HE1	HE2	HE3	HE4	HE5	HE6	HE7	HE8	HE9	HE10	HE11	HE12	HE13	HE14	HE15	HE16	HE17	HE18	HE19	HE20	HE21	HE22	HE23	HE24
CINERGY.HUB	24.61	18.78	16.41	17.97	17.07	18.79	17.26	20.46	31.68	41.42	28.47	44.66	29.45	25.25	24.35	29.46	55.34	77.42	62.49	30.01	43.68	30.95	31.54	25.02
FE.HUB	5.24	9.55	16.44	17.99	-5.08	-65.75	16.94	-1.71	25.09	29.74	28.77	33.90	24.94	25.60	24.69	29.88	37.72	78.15	38.33	30.18	33.21	31.17	30.14	25.17
ILLINOIS.HUB	23.83	18.01	15.66	17.12	16.48	18.68	16.50	20.00	30.56	39.98	27.29	43.05	28.41	24.30	23.43	28.27	53.40	74.70	61.13	28.91	42.10	29.76	30.35	23.97
MICHIGAN.HUB	23.24	18.22	16.70	18.22	14.95	9.95	17.45	18.45	31.60	41.03	29.15	44.60	29.73	25.87	24.91	30.26	55.25	79.72	61.37	30.73	43.69	31.81	32.31	25.88
MINN.HUB	22.87	17.22	14.75	16.01	15.70	19.04	15.14	19.21	29.62	39.32	26.71	42.26	27.90	23.45	22.37	26.88	51.66	74.14	63.20	29.99	43.51	29.96	29.99	23.20
WPS	24.75	18.73	16.38	17.83	16.85	18.58	17.26	20.83	32.63	42.73	29.30	46.06	30.37	26.07	25.04	30.10	56.46	80.67	66.25	31.75	45.61	32.12	32.43	25.35
Forecasted(GW)	54.4	52.4	51.3	50.7	50.7	51.6	54.1	55.4	57.5	59.5	60.4	60.3	59.7	58.8	58.0	58.1	57.9	60.8	63.3	63.0	62.0	60.7	58.4	55.8
(RT) - (DA Load)	1.05	-0.51	-0.32	0.12	-0.90	-2.43	-3.27	-2.77	-2.52	-2.01	-0.95	0.54	1.09	1.42	1.55	2.01	1.54	0.80	2.35	2.58	2.86	2.73	2.75	2.79



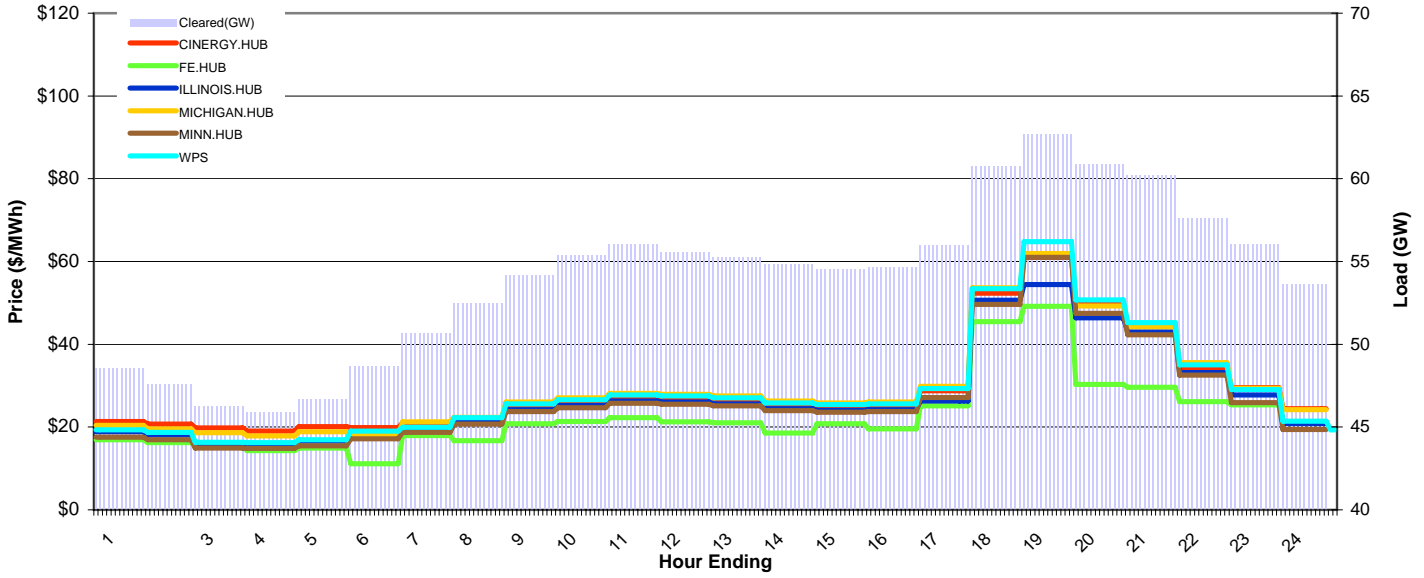
MISO Daily Report

Delivery Day: Sunday, November 9, 2008

Price Color Codes: ≤0 ≥100 ≥200

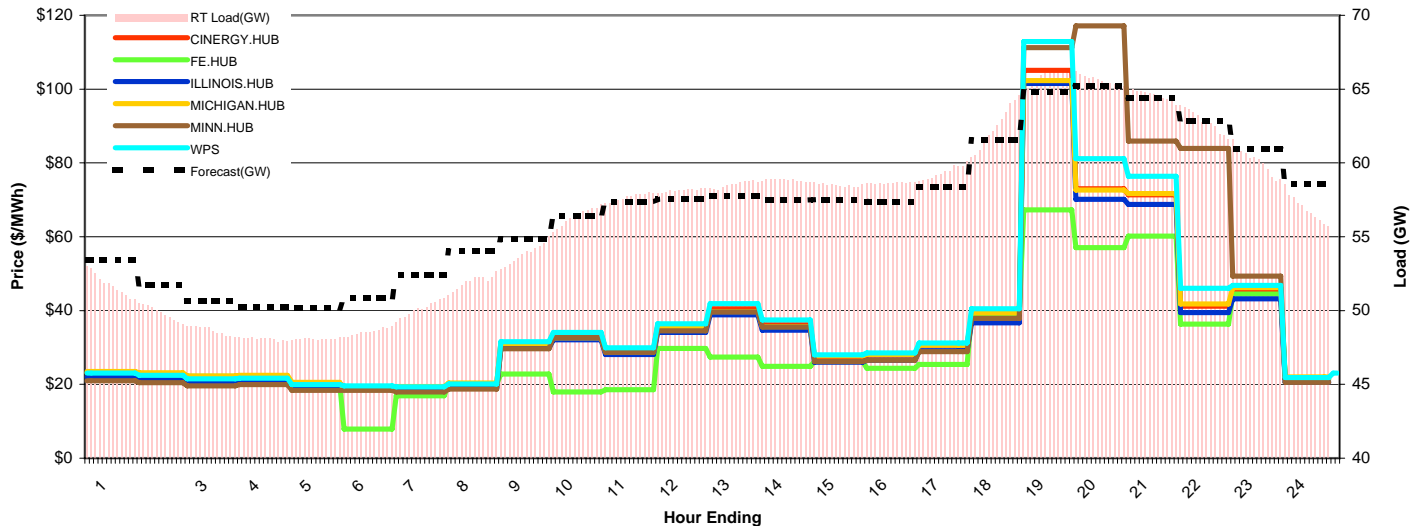
Day-Ahead Prices and Cleared Load

	HE1	HE2	HE3	HE4	HE5	HE6	HE7	HE8	HE9	HE10	HE11	HE12	HE13	HE14	HE15	HE16	HE17	HE18	HE19	HE20	HE21	HE22	HE23	HE24
CINERGY.HUB	21.31	20.69	19.83	19.05	20.14	19.90	21.04	21.84	25.07	26.08	27.18	26.95	26.48	25.27	24.96	25.13	28.76	52.35	61.02	49.88	44.46	34.31	29.52	24.42
FE.HUB	16.92	16.23	15.69	14.31	14.91	11.14	17.95	16.67	20.80	21.35	22.30	21.24	21.03	18.57	20.79	19.59	25.10	45.48	49.14	30.33	29.59	26.11	25.35	21.34
ILLINOIS.HUB	18.84	18.09	16.12	16.00	16.63	18.16	19.20	21.12	24.17	25.18	26.26	26.05	25.60	24.44	24.02	24.19	26.30	50.61	54.45	46.40	42.99	33.18	27.76	20.85
MICHIGAN.HUB	20.42	19.59	18.61	17.84	18.84	18.12	21.24	22.34	26.02	27.10	28.17	27.90	27.52	26.27	25.82	26.08	29.81	53.63	61.92	49.25	44.24	35.59	29.37	24.23
MINN.HUB	17.57	16.92	14.90	14.87	15.48	17.18	18.73	20.70	23.71	24.70	25.75	25.54	25.10	23.96	23.61	23.77	27.16	49.65	60.99	47.47	42.27	32.52	25.94	19.41
WPS	19.35	18.72	16.28	16.25	16.93	19.01	19.98	22.31	25.57	26.62	27.74	27.51	27.05	25.81	25.44	25.62	29.28	53.42	64.79	50.71	45.23	35.04	29.05	21.42
Cleared(GW)	48.5	47.6	46.3	45.9	46.7	48.7	50.7	52.4	54.2	55.4	56.0	55.6	55.3	54.8	54.5	54.7	56.0	60.8	62.7	60.9	60.2	57.6	56.1	53.7



Preliminary Real-Time Prices with Forecasted and Actual System Load

	HE1	HE2	HE3	HE4	HE5	HE6	HE7	HE8	HE9	HE10	HE11	HE12	HE13	HE14	HE15	HE16	HE17	HE18	HE19	HE20	HE21	HE22	HE23	HE24
CINERGY.HUB	23.05	22.73	21.98	22.04	20.30	19.32	19.33	20.07	31.34	33.72	29.49	35.79	40.51	36.14	27.28	27.94	30.62	38.73	105.13	73.04	71.33	41.20	44.90	21.35
FE.HUB	23.23	22.93	22.16	22.22	20.45	7.93	16.93	20.13	22.84	17.92	18.53	29.75	27.43	24.89	26.17	24.35	25.42	39.04	67.25	57.09	60.21	36.31	44.47	21.53
ILLINOIS.HUB	22.04	21.63	20.81	20.88	19.20	18.69	18.41	19.07	29.76	32.09	28.12	34.07	38.81	34.68	26.02	26.57	29.10	36.70	101.49	70.16	68.75	39.43	43.20	20.57
MICHIGAN.HUB	23.54	23.14	22.32	22.43	20.56	18.70	19.41	20.41	31.03	32.61	28.81	35.75	39.69	35.65	27.78	28.12	30.64	39.36	102.27	72.62	71.72	41.79	46.21	21.99
MINN.HUB	20.99	20.44	19.56	19.90	18.41	18.37	17.92	18.69	29.69	32.65	28.70	34.53	39.65	35.56	26.16	26.49	28.83	37.87	111.21	117.14	85.94	83.96	49.37	20.57
WPS	23.03	22.47	21.50	21.70	19.97	19.62	19.32	20.16	31.54	34.08	29.95	36.44	41.84	37.44	27.98	28.52	31.23	40.47	112.91	81.13	76.42	46.05	46.81	21.84
Forecasted(GW)	53.4	51.7	50.7	50.2	50.2	50.8	52.4	54.0	54.8	56.4	57.3	57.6	57.7	57.5	57.5	57.4	58.4	61.6	64.8	65.2	64.4	62.9	60.9	58.6
(RT) - (DA Load)	3.22	2.30	2.35	2.16	1.39	-0.14	-0.60	-0.52	-0.38	0.97	1.60	2.54	3.25	3.98	3.96	3.95	3.38	1.65	3.18	4.71	4.39	5.24	4.04	3.24



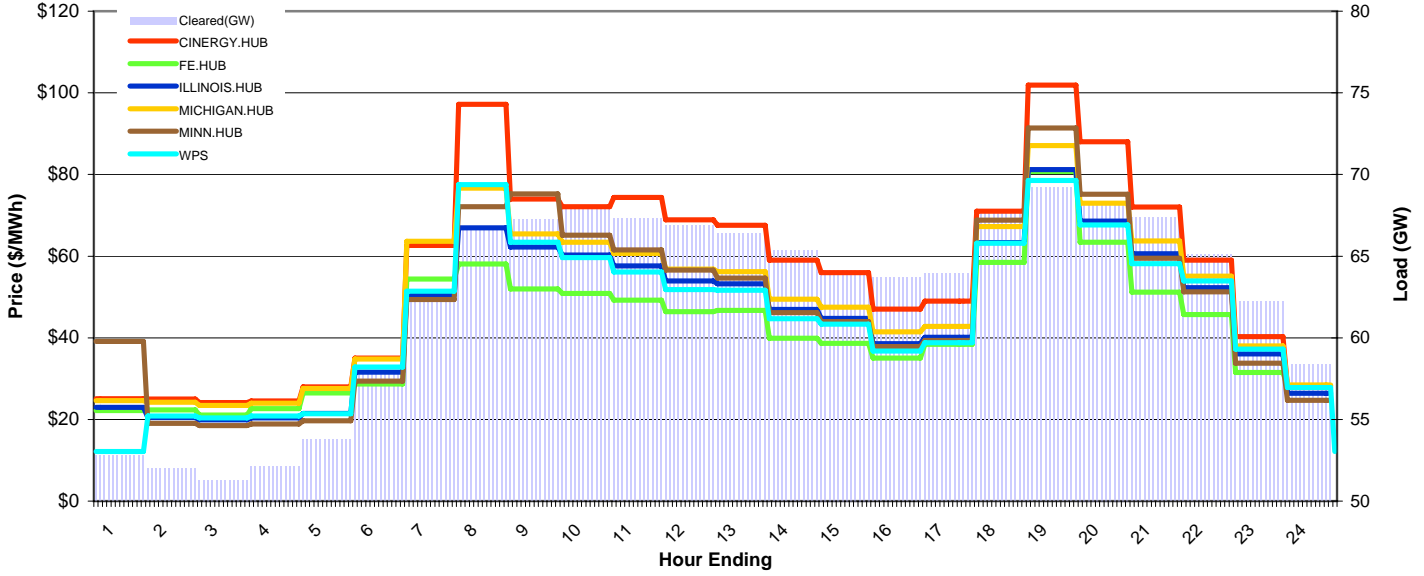
MISO Daily Report

Delivery Day: Monday, November 10, 2008

Price Color Codes: ≤0 ≥100 ≥200

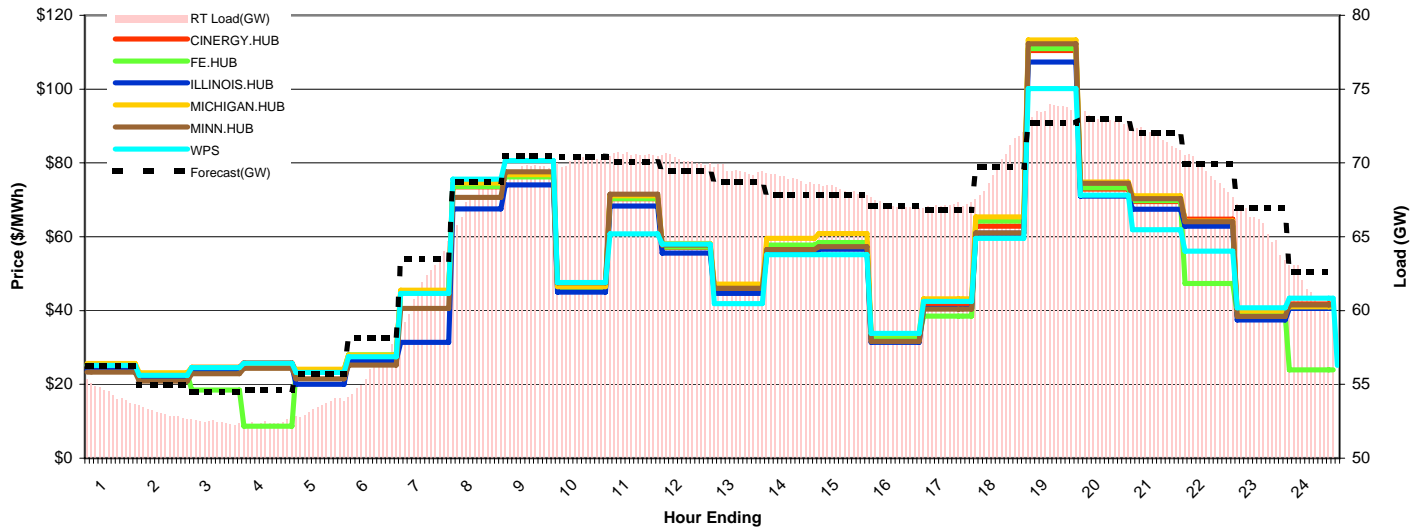
Day-Ahead Prices and Cleared Load

	HE1	HE2	HE3	HE4	HE5	HE6	HE7	HE8	HE9	HE10	HE11	HE12	HE13	HE14	HE15	HE16	HE17	HE18	HE19	HE20	HE21	HE22	HE23	HE24
CINERGY.HUB	25.10	24.99	24.13	24.55	28.00	35.02	62.66	97.22	74.00	72.10	74.41	68.91	67.54	59.00	55.95	47.00	49.00	71.00	101.92	88.06	72.03	59.00	40.26	28.19
FE.HUB	22.16	22.30	21.07	22.67	26.50	28.69	54.41	58.08	52.00	50.89	49.23	46.41	46.68	39.88	38.67	35.00	38.37	58.48	80.71	63.44	51.20	45.66	31.52	28.15
ILLINOIS.HUB	22.94	20.44	19.93	20.36	21.44	31.61	50.51	66.96	62.23	60.31	57.62	53.91	53.24	46.94	44.73	38.60	40.16	63.31	81.18	68.59	60.61	52.25	36.03	26.43
MICHIGAN.HUB	24.58	24.25	23.47	24.00	27.56	34.79	63.66	76.66	65.42	63.41	60.69	56.85	56.16	49.47	47.49	41.50	42.82	67.23	87.08	72.96	63.75	55.08	38.05	28.45
MINN.HUB	39.11	19.01	18.52	18.90	19.68	29.41	49.41	72.12	75.21	65.15	61.53	56.61	54.66	46.14	43.97	37.82	39.35	68.78	91.38	75.17	59.46	51.26	33.80	24.66
WPS	12.18	20.88	20.34	20.82	21.39	32.81	51.45	77.50	63.43	59.62	56.14	51.81	51.67	44.70	43.34	36.78	38.79	63.19	78.55	67.67	58.17	53.94	37.24	27.80
Cleared(GW)	52.8	52.0	51.3	52.2	53.8	57.7	62.9	66.7	67.2	67.9	67.3	66.9	66.4	65.3	64.1	63.7	64.0	67.6	69.2	68.3	67.4	65.1	62.2	58.4



Preliminary Real-Time Prices with Forecasted and Actual System Load

	HE1	HE2	HE3	HE4	HE5	HE6	HE7	HE8	HE9	HE10	HE11	HE12	HE13	HE14	HE15	HE16	HE17	HE18	HE19	HE20	HE21	HE22	HE23	HE24
CINERGY.HUB	24.97	22.50	24.62	25.86	23.57	27.67	44.82	73.56	76.43	46.27	70.30	57.10	45.93	57.30	58.32	32.34	41.81	62.86	110.42	72.92	69.50	64.79	38.72	41.82
FE.HUB	25.24	22.80	18.51	8.66	23.89	28.01	45.17	73.61	76.23	46.23	70.36	57.23	46.18	57.77	58.42	32.69	38.48	64.23	111.00	73.26	69.78	47.36	38.91	23.92
ILLINOIS.HUB	23.86	21.46	23.59	24.94	20.04	26.42	31.42	67.57	74.05	44.96	68.31	55.55	44.68	55.63	56.60	31.41	40.56	60.92	107.37	70.97	67.49	62.88	37.48	40.58
MICHIGAN.HUB	25.67	23.13	24.60	24.57	24.07	27.95	45.48	74.53	76.84	46.47	71.06	58.18	47.19	59.56	60.90	33.77	43.16	65.40	113.35	74.80	71.10	64.24	39.85	41.04
MINN.HUB	23.36	20.87	22.92	24.34	21.47	25.26	40.59	70.64	77.56	47.54	71.57	57.71	46.06	56.54	57.32	31.64	40.39	61.03	112.29	74.50	70.28	64.11	38.45	41.52
WPS	25.15	22.50	24.57	25.72	23.22	27.45	44.65	75.63	80.60	47.62	60.82	58.02	41.84	55.18	55.13	33.84	42.51	59.56	100.12	71.25	61.93	56.06	40.73	43.36
Forecasted(GW)	56.2	55.0	54.5	54.6	55.7	58.1	63.5	68.7	70.5	70.4	70.0	69.5	68.7	67.9	67.8	67.1	66.8	69.7	72.7	73.0	72.0	69.9	66.9	62.6
(RT) - (DA Load)	1.61	1.03	1.14	0.29	-0.30	-1.74	-1.03	0.97	2.41	2.29	3.30	3.32	3.10	3.60	4.04	3.44	3.16	2.25	4.35	4.65	4.37	4.21	3.43	2.98



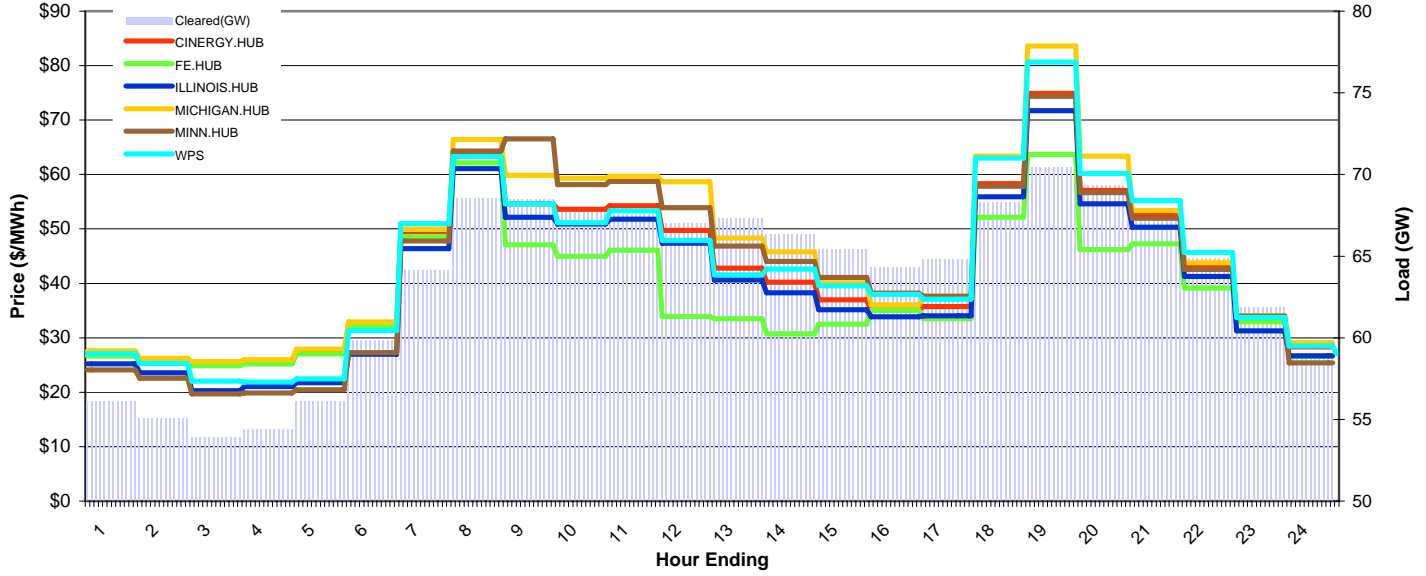
MISO Daily Report

Delivery Day: Tuesday, November 11, 2008

Price Color Codes: ≤0 ≥100 ≥200

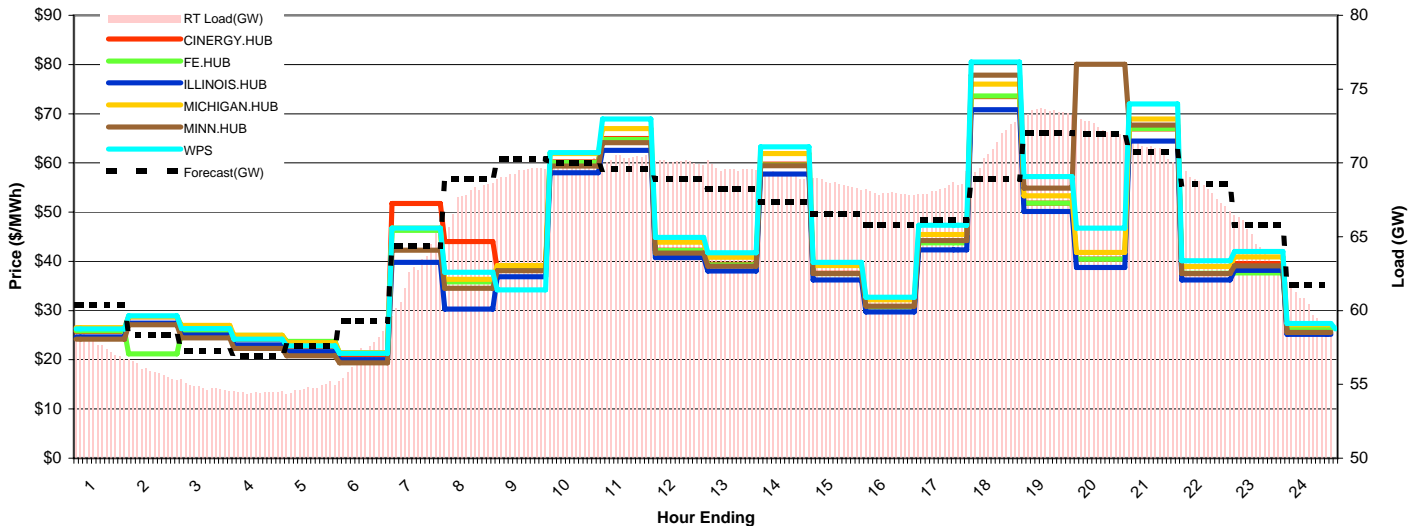
Day-Ahead Prices and Cleared Load

	HE1	HE2	HE3	HE4	HE5	HE6	HE7	HE8	HE9	HE10	HE11	HE12	HE13	HE14	HE15	HE16	HE17	HE18	HE19	HE20	HE21	HE22	HE23	HE24
CINERGY.HUB	27.03	25.63	25.05	25.28	27.13	32.40	49.00	63.69	54.61	53.59	54.24	49.76	42.81	40.21	36.98	35.10	35.72	58.33	74.88	57.07	52.51	43.01	33.35	28.36
FE.HUB	26.61	25.56	24.89	25.21	27.03	32.12	48.63	62.16	47.09	44.96	46.07	33.90	33.50	30.77	32.48	35.01	33.50	52.17	63.66	46.21	47.29	39.16	32.90	26.58
ILLINOIS.HUB	25.20	23.58	20.26	21.02	21.74	27.00	46.41	61.08	52.13	50.93	51.79	47.39	40.63	38.24	35.16	33.84	34.06	55.91	71.73	54.64	50.34	41.24	31.25	26.66
MICHIGAN.HUB	27.63	26.19	25.62	25.97	27.90	32.91	49.98	66.43	59.84	59.30	59.67	58.67	48.31	45.78	40.11	36.05	37.67	63.36	83.60	63.36	53.40	43.78	34.12	29.07
MINN.HUB	24.12	22.58	19.72	19.85	20.48	27.29	47.80	64.29	66.52	58.16	58.74	53.89	46.86	44.04	41.10	38.23	37.64	57.85	74.36	56.64	51.98	42.58	33.96	25.39
WPS	27.08	25.31	22.06	21.89	22.45	31.32	50.96	63.31	54.60	51.13	53.34	47.89	41.55	42.61	39.54	37.95	37.07	63.02	80.64	60.20	55.21	45.69	33.74	28.49
Cleared(GW)	56.1	55.0	53.9	54.4	56.1	59.8	64.1	68.6	68.5	67.7	67.5	67.0	67.3	66.3	65.4	64.3	64.8	68.3	70.4	69.3	67.8	64.9	61.8	59.0



Preliminary Real-Time Prices with Forecasted and Actual System Load

	HE1	HE2	HE3	HE4	HE5	HE6	HE7	HE8	HE9	HE10	HE11	HE12	HE13	HE14	HE15	HE16	HE17	HE18	HE19	HE20	HE21	HE22	HE23	HE24
CINERGY.HUB	25.72	28.74	26.31	24.10	22.68	21.07	51.77	44.02	38.43	60.23	64.95	42.30	39.40	59.78	37.59	30.81	43.87	73.51	51.85	40.43	66.89	37.49	39.54	26.14
FE.HUB	25.90	21.21	25.48	24.99	23.76	21.33	46.29	35.83	38.42	60.10	64.77	42.19	39.25	59.57	37.51	30.78	43.77	73.62	51.82	40.43	67.00	37.57	37.65	26.28
ILLINOIS.HUB	24.63	27.45	25.01	22.99	21.67	20.02	39.80	30.29	36.87	57.98	62.59	40.79	38.04	57.72	36.24	29.70	42.34	70.79	50.12	38.76	64.46	36.19	38.16	25.14
MICHIGAN.HUB	26.54	28.76	26.96	24.96	23.47	21.45	46.73	36.38	39.16	61.91	66.98	43.90	40.84	61.88	39.15	32.16	45.46	76.03	53.33	41.81	68.95	38.93	40.93	27.13
MINN.HUB	24.21	27.10	24.45	22.29	20.84	19.40	42.29	34.55	38.11	59.40	64.09	41.68	39.01	59.44	37.51	30.88	44.25	77.82	54.91	40.08	67.69	37.50	39.10	25.54
WPS	26.24	28.94	26.33	24.22	22.81	21.34	46.73	37.75	34.23	62.12	68.92	44.88	41.73	63.30	39.82	32.72	47.33	80.50	57.20	46.78	71.98	40.15	41.98	27.37
Forecasted(GW)	60.4	58.3	57.2	56.9	57.6	59.3	64.4	68.9	70.3	70.0	69.6	69.0	68.3	67.3	66.5	65.8	66.1	68.9	72.0	71.9	70.8	68.6	65.8	61.7
(RT) - (DA Load)	1.63	0.89	0.90	0.09	-1.34	-2.77	-1.46	-0.96	0.89	2.31	2.82	3.03	2.35	2.85	3.14	3.61	3.56	2.90	3.05	3.09	3.09	3.37	2.70	1.19



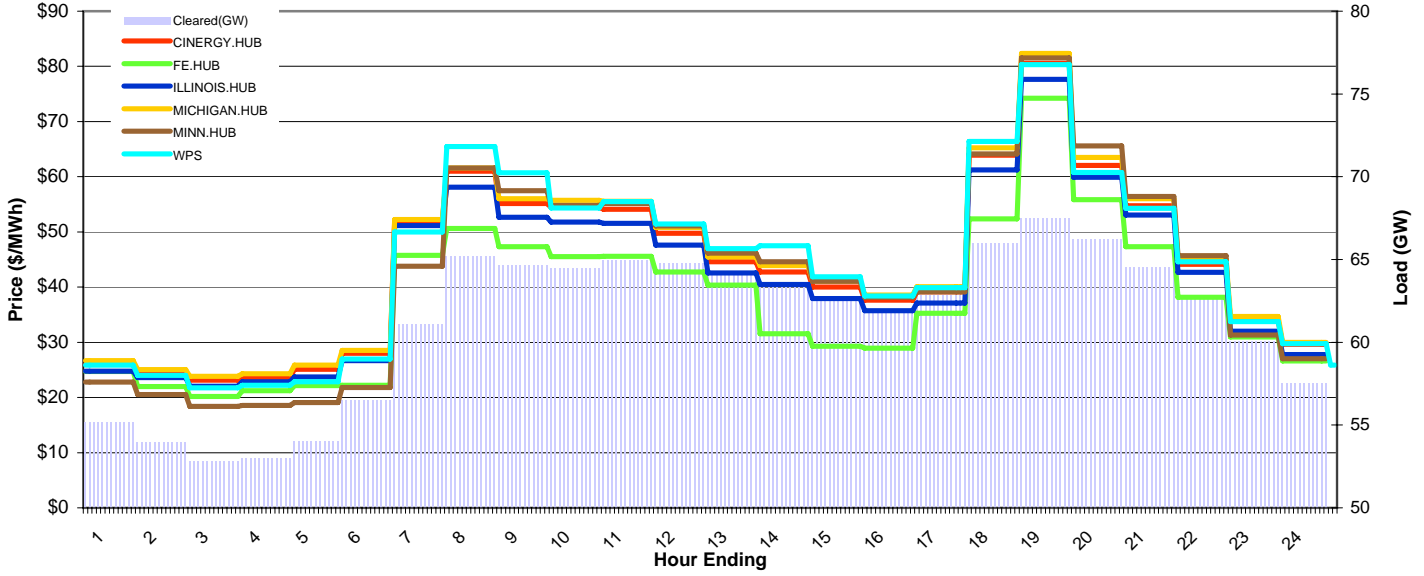
MISO Daily Report

Delivery Day: Wednesday, November 12, 2008

Price Color Codes: ≤0 ≥100 ≥200

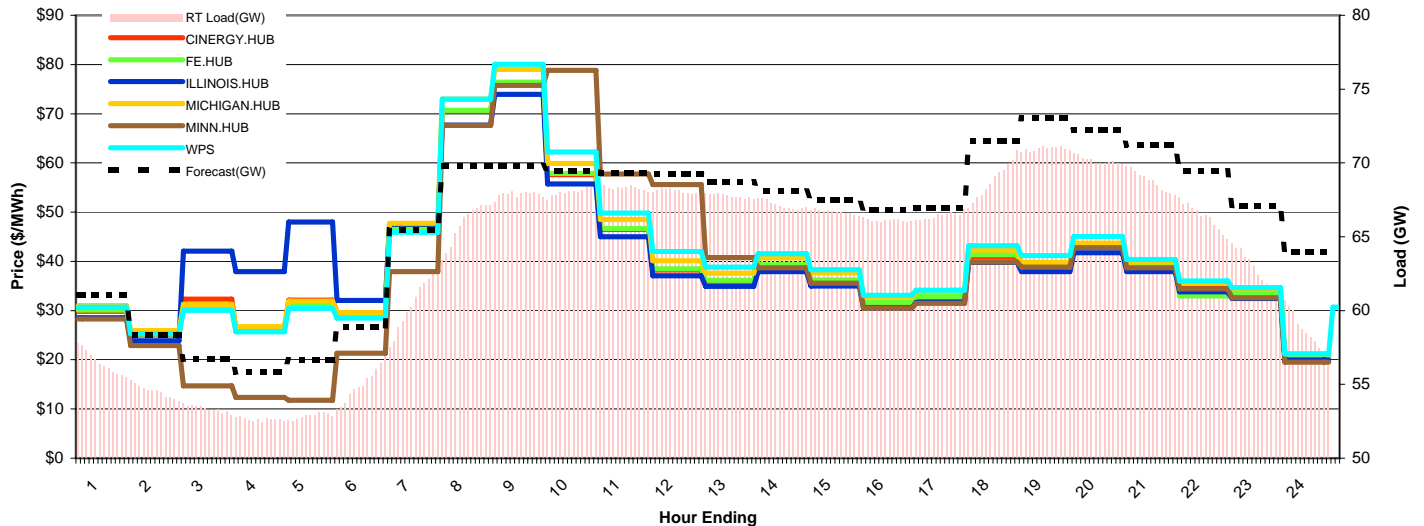
Day-Ahead Prices and Cleared Load

	HE1	HE2	HE3	HE4	HE5	HE6	HE7	HE8	HE9	HE10	HE11	HE12	HE13	HE14	HE15	HE16	HE17	HE18	HE19	HE20	HE21	HE22	HE23	HE24
CINERGY.HUB	26.00	24.43	23.16	23.61	25.13	28.03	51.90	61.01	55.16	54.44	54.11	49.73	44.57	42.75	40.00	37.62	39.13	63.88	80.54	62.02	54.76	44.11	33.93	29.61
FE.HUB	24.68	21.96	20.20	21.22	22.16	22.22	45.77	50.60	47.32	45.50	45.56	42.74	40.35	31.53	29.26	28.91	35.23	52.34	74.22	55.84	47.32	38.16	30.97	26.60
ILLINOIS.HUB	24.78	23.61	22.04	22.86	23.69	26.65	51.15	58.12	52.67	51.80	51.56	47.61	42.57	40.48	37.94	35.70	37.14	61.25	77.65	59.89	53.04	42.70	32.00	27.76
MICHIGAN.HUB	26.65	25.04	23.81	24.28	25.86	28.54	52.24	61.57	56.01	55.73	55.57	50.78	45.46	43.91	41.03	38.54	40.09	65.24	82.37	63.52	55.99	45.11	34.65	29.98
MINN.HUB	22.77	20.51	18.37	18.53	19.06	21.78	43.76	61.60	57.49	54.81	55.14	51.07	46.17	44.61	41.04	38.18	39.16	64.13	81.55	65.59	56.42	45.67	31.33	27.02
WPS	25.86	24.03	21.75	22.24	22.82	26.97	49.98	65.49	60.74	54.35	55.50	51.45	47.00	47.49	41.87	38.39	39.92	66.42	80.29	60.78	54.25	44.58	33.77	29.74
Cleared(GW)	55.2	54.0	52.8	53.0	54.0	56.5	61.1	65.2	64.7	64.5	64.9	64.8	64.2	63.3	62.5	61.8	62.9	66.0	67.5	66.2	64.5	62.7	60.1	57.5



Preliminary Real-Time Prices with Forecasted and Actual System Load

	HE1	HE2	HE3	HE4	HE5	HE6	HE7	HE8	HE9	HE10	HE11	HE12	HE13	HE14	HE15	HE16	HE17	HE18	HE19	HE20	HE21	HE22	HE23	HE24
CINERGY.HUB	29.87	25.05	32.34	25.93	32.14	29.60	47.02	70.55	76.13	57.62	46.51	38.26	35.98	39.08	36.03	31.45	32.64	40.92	38.82	42.85	38.95	34.69	33.37	20.58
FE.HUB	30.08	25.23	30.40	26.12	31.33	29.03	46.69	70.70	76.41	57.87	46.66	38.47	36.16	39.33	36.24	31.67	32.86	41.37	39.10	43.06	39.12	32.97	33.58	20.69
ILLINOIS.HUB	28.54	23.87	42.08	37.93	47.99	32.06	47.51	67.72	73.94	55.76	45.00	37.08	34.91	37.92	35.01	30.55	31.70	39.81	37.94	41.78	37.94	33.81	32.47	19.99
MICHIGAN.HUB	31.04	25.97	31.29	26.70	31.96	29.56	47.73	72.95	78.98	59.87	48.54	40.10	37.59	40.73	37.65	32.72	33.89	42.30	39.77	43.72	39.85	35.50	34.45	21.18
MINN.HUB	28.28	22.86	14.70	12.34	11.80	21.31	37.90	67.64	75.76	78.83	57.76	55.63	40.76	38.72	35.56	30.50	31.50	39.85	38.84	42.82	38.70	34.43	32.59	19.52
WPS	30.70	25.29	30.03	25.67	30.44	28.47	45.90	72.94	80.07	62.20	49.81	42.04	38.85	41.56	38.30	33.11	34.12	43.17	41.18	45.06	40.38	36.04	34.67	21.22
Forecasted(GW)	61.1	58.4	56.7	55.8	56.7	58.9	65.4	69.8	69.8	69.5	69.3	69.2	68.7	68.1	67.5	66.8	66.9	71.5	73.0	72.2	71.2	69.5	67.1	63.9
(RT) - (DA Load)	1.31	0.55	0.54	-0.37	-1.18	-1.50	-0.62	0.70	3.20	3.53	3.36	3.27	3.51	3.83	4.15	4.25	3.55	2.76	3.42	3.93	4.21	3.64	2.66	1.10



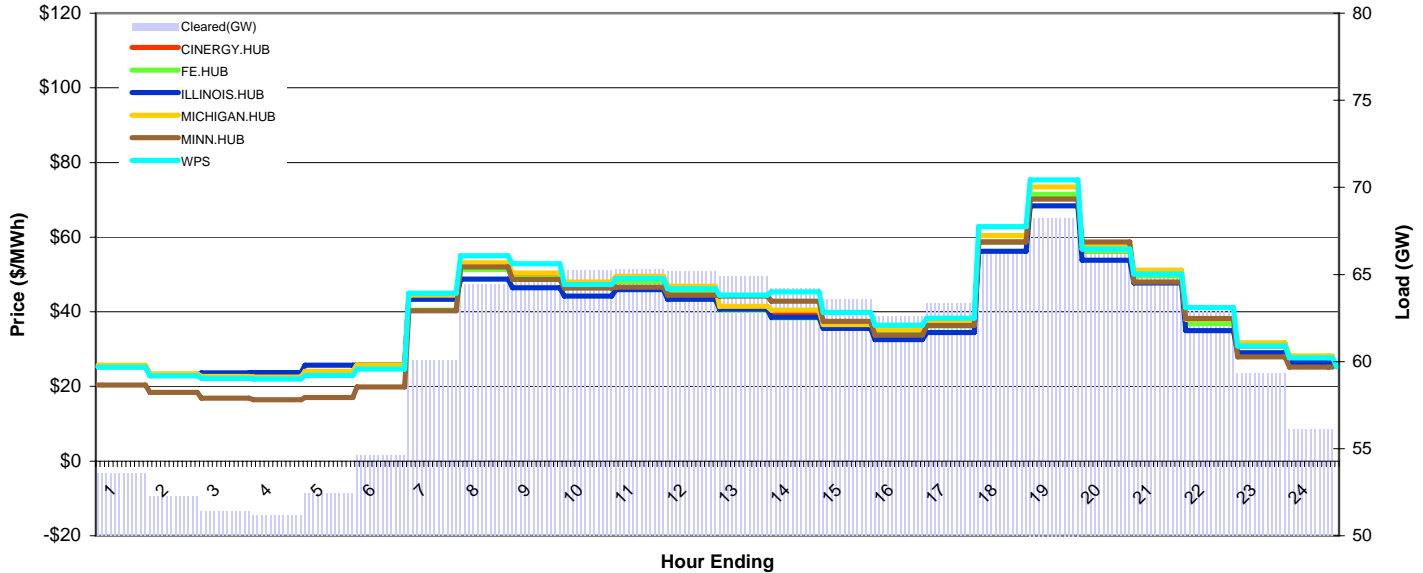
MISO Daily Report

Delivery Day: Thursday, November 13, 2008

Price Color Codes: <=0 >=100 >=200

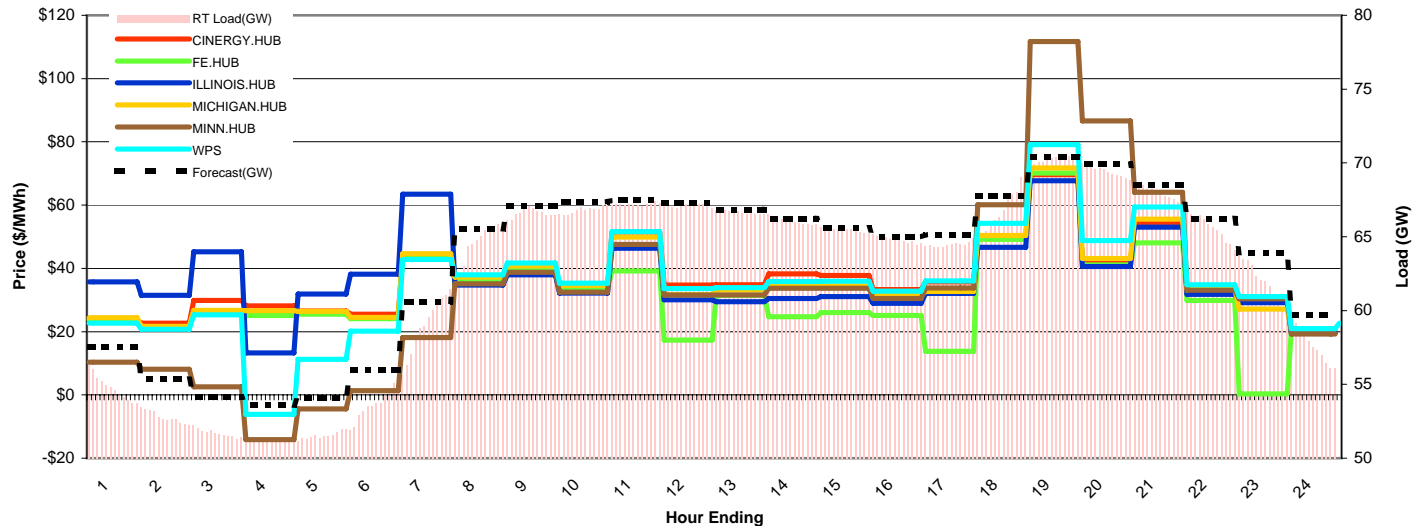
Day-Ahead Prices and Cleared Load

	HE1	HE2	HE3	HE4	HE5	HE6	HE7	HE8	HE9	HE10	HE11	HE12	HE13	HE14	HE15	HE16	HE17	HE18	HE19	HE20	HE21	HE22	HE23	HE24
CINERGY.HUB	25.35	23.00	22.38	22.19	23.71	25.43	44.15	52.24	49.50	47.21	48.27	45.73	40.99	39.75	36.00	34.59	36.44	58.74	71.41	56.29	49.72	36.95	30.86	27.61
FE.HUB	25.16	22.87	22.26	22.06	23.56	25.20	40.42	51.29	49.02	46.68	48.13	45.50	40.50	38.36	35.68	34.32	36.22	58.74	71.44	56.30	49.74	36.80	30.93	27.53
ILLINOIS.HUB	25.41	23.10	23.64	23.71	25.73	25.77	43.36	48.78	46.48	44.18	45.93	43.37	40.68	38.52	35.56	32.55	34.40	56.22	68.35	53.81	47.69	34.98	29.02	26.39
MICHIGAN.HUB	25.73	23.36	22.72	22.53	24.06	25.80	44.51	53.13	50.42	48.00	49.49	46.83	41.49	40.46	36.59	35.30	37.26	60.41	73.48	57.90	51.13	38.00	31.67	28.19
MINN.HUB	20.39	18.45	16.86	16.46	17.04	19.85	40.27	51.99	48.63	46.36	46.59	44.49	44.21	42.88	37.47	33.77	36.31	58.72	70.20	58.69	47.98	38.21	27.90	25.19
WPS	25.17	22.84	22.17	21.97	22.91	24.70	45.00	55.02	52.86	47.31	48.94	46.18	44.45	45.36	39.87	36.42	38.30	62.81	75.33	56.77	50.15	41.16	30.80	27.68
Cleared(GW)	53.6	52.3	51.4	51.1	52.4	54.6	60.1	64.4	64.8	65.2	65.3	65.2	64.9	64.2	63.6	62.6	63.3	66.4	68.2	66.5	65.3	62.9	59.3	56.1



Preliminary Real-Time Prices with Forecasted and Actual System Load

	HE1	HE2	HE3	HE4	HE5	HE6	HE7	HE8	HE9	HE10	HE11	HE12	HE13	HE14	HE15	HE16	HE17	HE18	HE19	HE20	HE21	HE22	HE23	HE24
CINERGY.HUB	23.66	22.70	29.83	28.12	26.49	25.54	43.70	36.05	39.48	33.76	51.56	34.73	34.78	38.29	37.79	33.34	35.77	49.68	69.66	41.85	54.55	32.71	29.76	20.26
FE.HUB	23.84	21.27	26.24	25.12	25.50	24.06	43.69	36.28	39.58	33.62	39.20	17.36	31.45	24.68	26.03	25.10	13.79	49.23	70.08	41.08	48.07	29.92	0.30	20.52
ILLINOIS.HUB	35.70	31.45	45.20	13.24	31.94	38.18	63.49	34.73	38.01	32.21	46.39	30.03	29.47	30.46	31.08	28.91	32.06	46.67	67.73	40.61	53.07	31.76	29.15	19.58
MICHIGAN.HUB	24.36	21.66	26.78	26.68	26.41	24.52	44.62	37.30	40.83	34.60	49.89	31.68	33.24	34.36	34.45	31.49	32.66	50.37	71.79	43.12	55.53	33.48	27.17	20.85
MINN.HUB	10.30	8.12	2.57	-14.13	-4.39	1.31	18.18	35.11	38.80	32.54	47.56	31.64	31.63	33.70	33.74	30.51	33.85	60.15	111.72	86.57	64.07	33.07	30.35	19.29
WPS	22.73	20.72	25.31	-6.11	11.26	20.11	42.86	37.96	41.75	35.37	51.63	33.65	33.95	35.83	35.89	32.76	36.05	54.22	79.09	48.78	59.45	34.85	31.08	20.99
Forecasted(GW)	57.5	55.4	54.1	53.6	54.1	56.0	60.6	65.5	67.1	67.4	67.5	67.2	66.8	66.2	65.6	65.0	65.1	67.8	70.4	69.9	68.5	66.2	63.9	59.7
(RT) - (DA Load)	1.22	0.50	0.32	0.09	-0.87	-0.95	-1.03	0.16	1.77	1.58	1.92	1.95	1.82	1.85	1.92	2.24	1.17	0.46	1.95	2.91	2.72	2.81	2.66	1.58



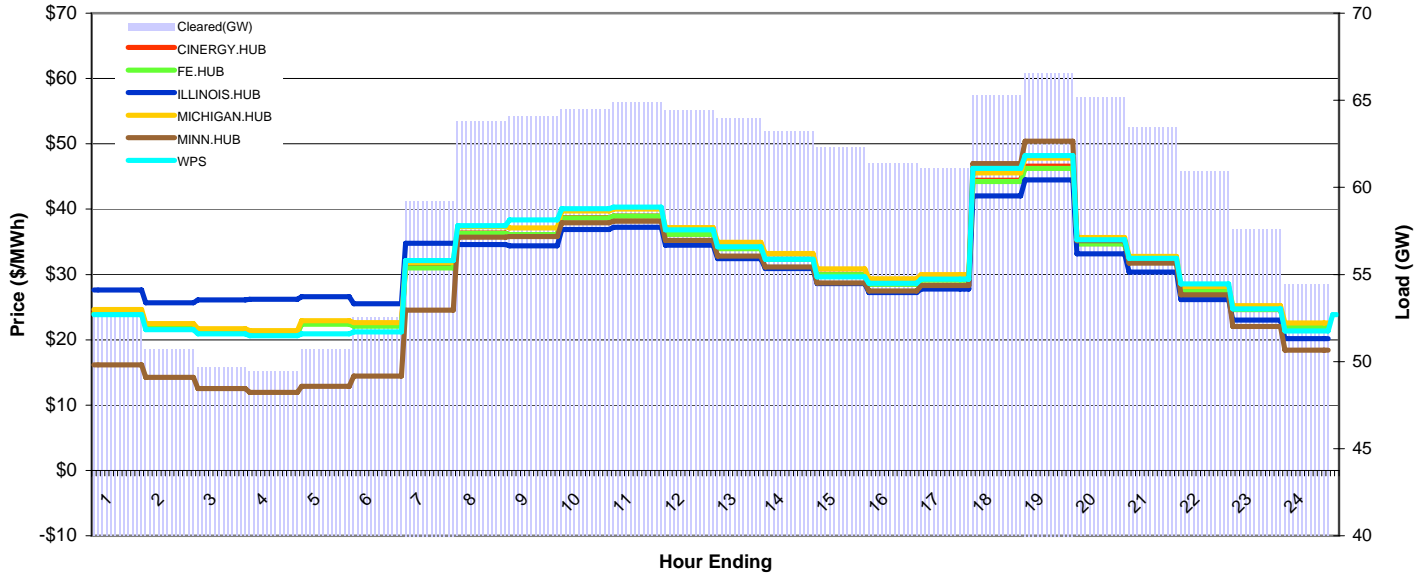
MISO Daily Report

Delivery Day: Friday, November 14, 2008

Price Color Codes: ≤0 ≥100 ≥200

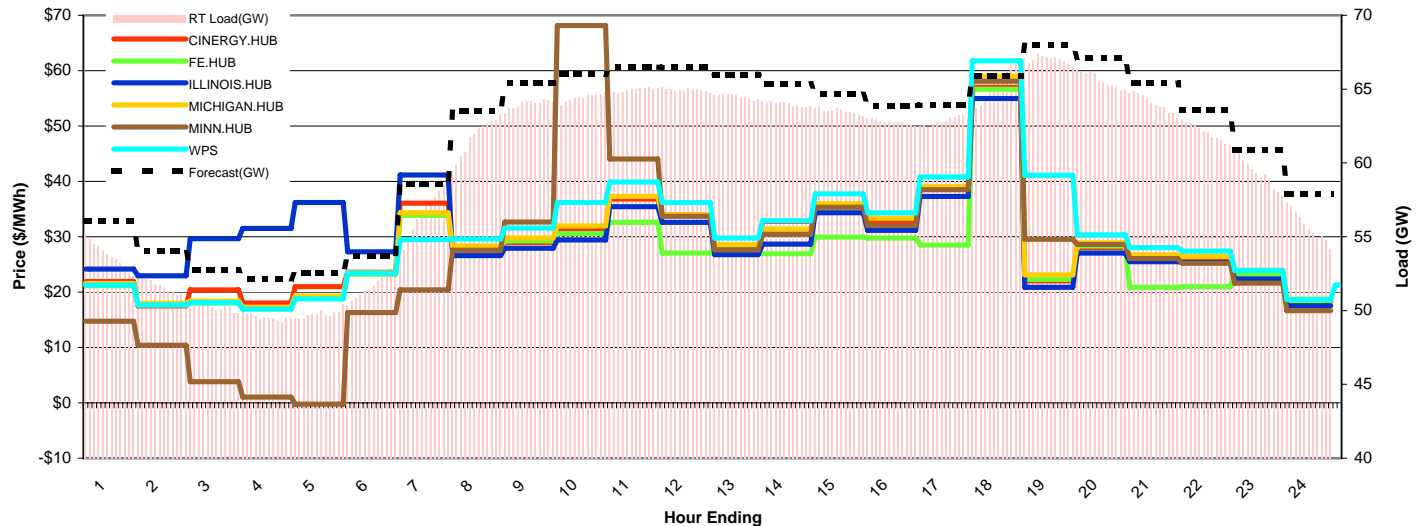
Day-Ahead Prices and Cleared Load

	HE1	HE2	HE3	HE4	HE5	HE6	HE7	HE8	HE9	HE10	HE11	HE12	HE13	HE14	HE15	HE16	HE17	HE18	HE19	HE20	HE21	HE22	HE23	HE24
CINERGY.HUB	24.27	22.12	21.40	21.08	22.55	22.31	31.41	36.33	36.07	38.68	38.95	36.21	34.00	32.33	30.04	28.56	29.18	44.43	46.56	34.73	31.92	27.39	24.62	22.07
FE.HUB	24.07	21.97	21.23	20.93	22.37	22.11	31.00	36.31	36.09	38.65	38.93	36.17	33.96	32.32	30.00	28.52	29.14	44.23	46.26	34.70	31.88	27.37	24.65	22.00
ILLINOIS.HUB	27.60	25.64	26.11	26.20	26.60	25.51	34.77	34.58	34.39	36.90	37.22	34.50	32.44	30.93	28.61	27.22	27.78	42.03	44.48	33.15	30.39	26.16	23.03	20.20
MICHIGAN.HUB	24.63	22.48	21.71	21.41	22.92	22.62	31.84	37.33	37.13	39.74	40.03	37.18	34.92	33.23	30.84	29.32	29.96	45.57	47.82	35.68	32.78	28.14	25.24	22.58
MINN.HUB	16.17	14.23	12.53	11.94	12.90	14.44	24.53	35.70	35.82	37.90	38.16	35.20	32.84	31.14	28.71	27.50	28.31	46.98	50.39	35.16	31.72	26.90	22.02	18.40
WPS	23.87	21.53	20.91	20.60	20.92	21.18	32.13	37.46	38.33	40.05	40.30	36.85	34.24	32.32	29.64	28.65	29.28	46.25	48.22	35.33	32.48	28.57	24.71	21.33
Cleared(GW)	52.5	50.7	49.7	49.4	50.7	52.5	59.2	63.8	64.1	64.5	64.9	64.4	64.0	63.2	62.3	61.3	61.1	65.3	66.6	65.2	63.5	60.9	57.6	54.4



Preliminary Real-Time Prices with Forecasted and Actual System Load

	HE1	HE2	HE3	HE4	HE5	HE6	HE7	HE8	HE9	HE10	HE11	HE12	HE13	HE14	HE15	HE16	HE17	HE18	HE19	HE20	HE21	HE22	HE23	HE24
CINERGY.HUB	21.92	17.50	20.42	18.03	21.01	23.57	36.07	27.56	28.97	31.08	36.80	33.92	27.95	32.77	35.75	32.74	38.86	57.00	22.03	28.02	26.43	26.22	23.26	18.24
FE.HUB	21.14	17.66	18.05	16.97	19.06	23.25	33.89	27.87	29.27	30.57	32.59	27.03	27.59	26.96	29.94	29.78	28.52	56.64	22.33	28.32	20.86	21.01	23.22	18.42
ILLINOIS.HUB	24.19	22.92	29.66	31.53	36.19	27.27	41.16	26.60	27.92	29.41	35.42	32.59	26.74	28.67	34.35	31.13	37.26	55.00	20.89	27.07	25.48	25.35	22.36	17.51
MICHIGAN.HUB	21.57	17.98	18.38	17.26	19.28	23.46	34.36	28.35	29.77	31.95	37.27	33.99	28.56	31.41	35.97	33.38	39.04	59.03	23.14	28.92	26.70	26.44	23.92	18.73
MINN.HUB	14.75	10.41	3.84	1.02	-0.21	16.32	20.38	27.60	32.67	68.14	44.02	33.71	27.62	30.49	35.32	32.04	38.48	58.12	29.56	28.59	26.08	25.23	21.62	16.62
WPS	21.28	17.70	18.08	16.93	18.79	23.42	29.46	29.57	31.59	36.17	39.87	36.16	29.75	32.90	37.75	34.35	40.83	61.79	41.09	30.37	28.05	27.41	23.96	18.70
Forecasted(GW)	56.1	54.0	52.8	52.2	52.6	53.7	58.6	63.5	65.4	66.0	66.5	66.5	66.0	65.4	64.7	63.9	63.9	65.9	68.0	67.1	65.4	63.6	60.9	57.9
(RT) - (DA Load)	1.24	0.97	0.65	0.15	-0.93	-0.84	-2.67	-2.05	-0.07	-0.04	0.09	0.53	0.56	0.82	1.22	1.45	1.79	0.03	0.46	0.46	0.60	1.22	1.79	1.29



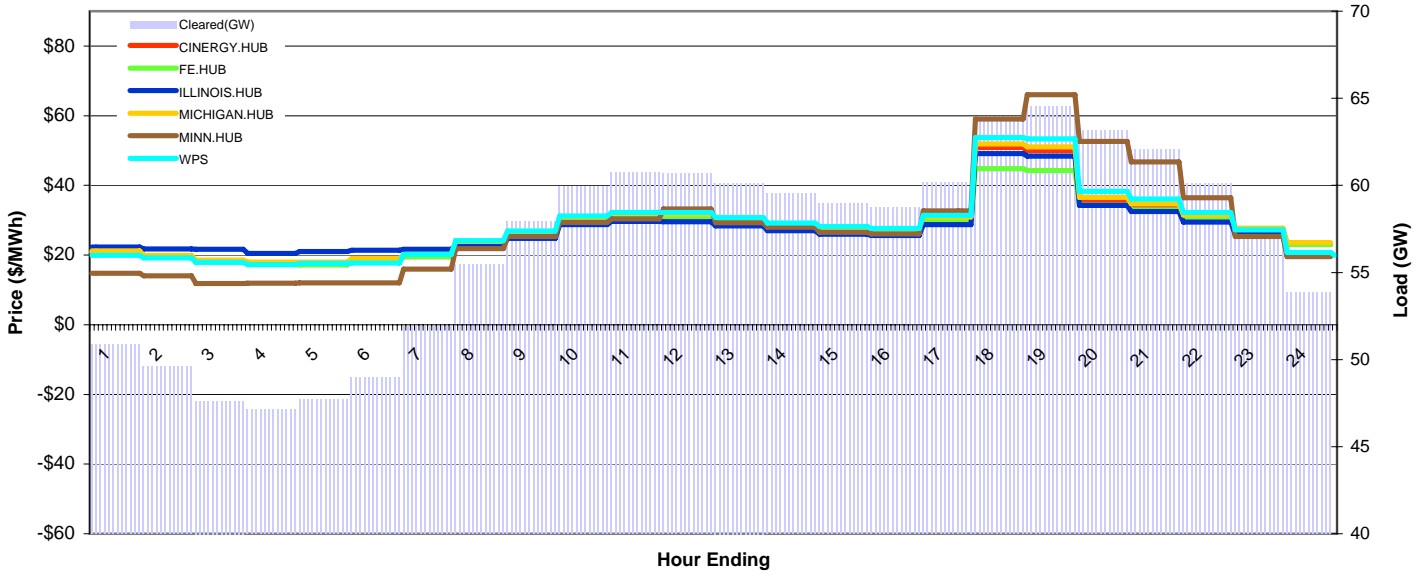
MISO Daily Report

Delivery Day: Saturday, November 15, 2008

Price Color Codes: ≤0 ≥100 ≥200

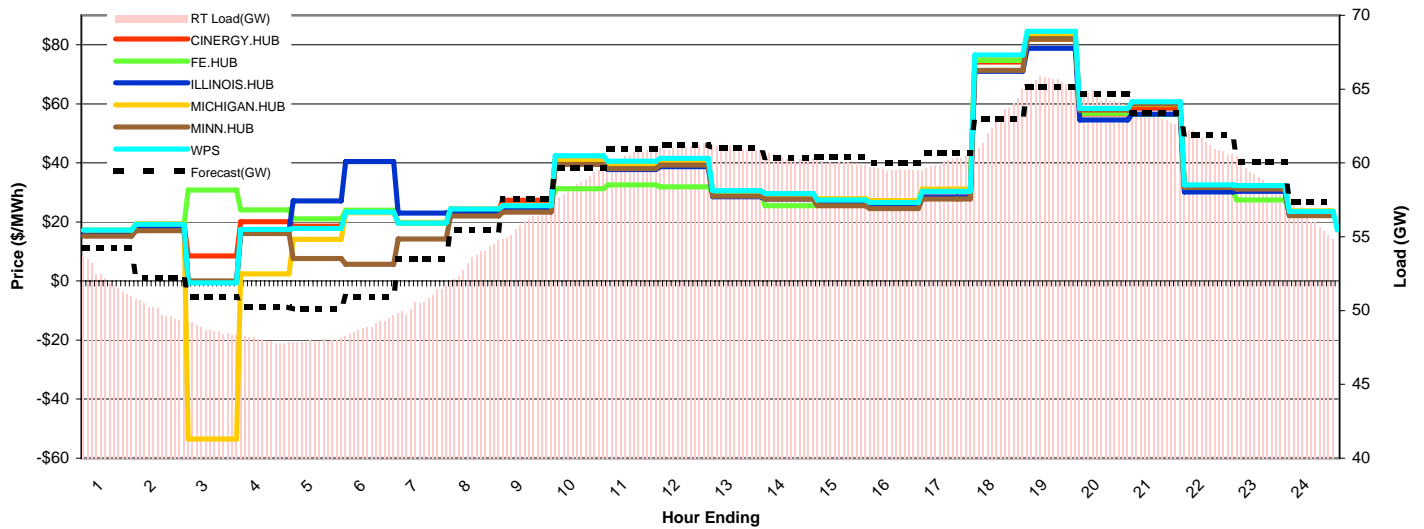
Day-Ahead Prices and Cleared Load

	HE1	HE2	HE3	HE4	HE5	HE6	HE7	HE8	HE9	HE10	HE11	HE12	HE13	HE14	HE15	HE16	HE17	HE18	HE19	HE20	HE21	HE22	HE23	HE24
CINERGY.HUB	20.82	19.59	18.23	17.78	17.81	18.68	19.57	23.31	25.74	29.88	30.84	30.68	29.47	27.96	26.95	26.47	29.85	50.88	49.98	35.37	33.54	30.39	27.05	23.00
FE.HUB	20.77	19.54	18.21	17.21	17.19	18.39	19.59	23.25	25.90	30.05	30.71	30.86	29.64	28.13	27.12	26.65	30.02	44.78	44.23	34.36	32.95	30.35	27.20	23.06
ILLINOIS.HUB	22.34	21.78	21.65	20.43	21.02	21.34	21.69	22.45	24.82	28.77	29.68	29.52	28.39	26.97	26.02	25.57	28.76	49.12	48.42	34.26	32.52	29.43	25.78	19.90
MICHIGAN.HUB	21.19	19.89	18.54	18.02	18.02	19.01	20.15	23.92	26.65	30.93	31.92	31.77	30.50	28.95	27.91	27.42	30.92	51.85	51.03	36.58	34.73	31.47	27.69	23.60
MINN.HUB	14.75	14.00	11.86	11.93	12.04	12.03	16.00	21.85	25.34	29.41	30.35	33.21	29.30	27.97	26.54	26.07	32.72	59.09	66.01	52.61	46.70	36.48	25.33	19.54
WPS	19.90	19.20	17.86	17.27	17.60	17.75	20.21	24.10	26.89	31.21	32.20	32.26	30.79	29.23	28.16	27.67	31.43	53.69	53.37	38.26	36.07	32.23	27.23	20.70
Cleared(GW)	50.9	49.6	47.6	47.1	47.7	49.0	51.9	55.4	57.9	59.9	60.7	60.7	60.1	59.5	58.9	58.7	60.1	64.0	64.5	63.1	62.1	60.1	57.2	53.8



Preliminary Real-Time Prices with Forecasted and Actual System Load

	HE1	HE2	HE3	HE4	HE5	HE6	HE7	HE8	HE9	HE10	HE11	HE12	HE13	HE14	HE15	HE16	HE17	HE18	HE19	HE20	HE21	HE22	HE23	HE24
CINERGY.HUB	16.95	19.16	8.51	20.05	18.54	23.52	19.50	24.05	27.33	41.26	39.31	40.20	29.86	28.97	27.25	26.89	30.24	74.20	81.86	56.59	58.60	31.53	31.66	23.36
FE.HUB	17.02	19.22	30.82	24.14	21.05	23.95	19.58	24.23	25.36	31.31	32.55	31.96	29.98	25.51	27.47	26.92	30.57	74.68	82.11	56.81	56.45	30.36	27.50	23.47
ILLINOIS.HUB	16.23	18.30	-0.37	16.93	27.16	40.48	22.97	23.36	23.97	39.66	37.80	38.72	28.55	27.77	25.88	24.98	28.42	70.98	78.79	54.57	56.51	30.12	30.37	22.31
MICHIGAN.HUB	17.26	19.48	-53.54	2.42	14.18	23.12	19.84	24.53	25.58	40.88	39.25	40.09	30.48	29.15	27.85	27.29	31.14	76.29	83.84	57.88	59.71	32.13	31.73	23.75
MINN.HUB	15.26	17.10	-0.01	16.04	7.63	5.64	14.27	22.02	23.37	39.45	38.04	39.25	28.78	27.75	25.55	24.50	27.77	71.33	82.09	57.97	59.97	31.64	31.16	22.18
WPS	17.22	19.25	-0.63	17.53	17.81	23.32	19.66	24.41	25.49	42.40	40.58	41.55	30.65	29.59	27.49	26.61	30.35	76.51	84.62	58.49	60.78	32.52	32.38	23.59
Forecasted(GW)	54.3	52.2	50.9	50.2	50.1	51.0	53.5	55.5	57.5	59.7	60.9	61.2	61.0	60.4	60.4	60.0	60.7	63.0	65.1	64.6	63.4	61.9	60.0	57.3
(RT) - (DA Load)	1.33	0.37	1.08	0.88	0.25	0.00	-1.24	-1.98	-1.94	-1.34	-0.23	0.36	0.87	0.84	1.08	0.86	-0.02	-1.13	0.99	1.30	1.15	1.28	1.77	2.36



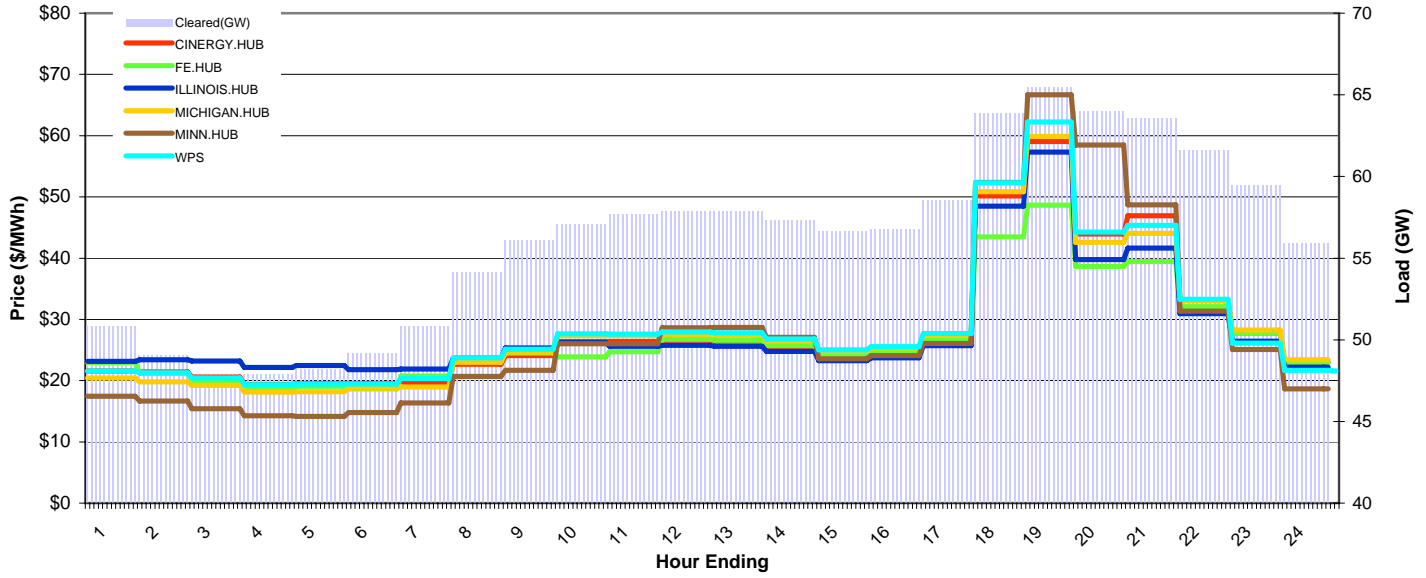
MISO Daily Report

Delivery Day: Sunday, November 16, 2008

Price Color Codes: ≤0 ≥100 ≥200

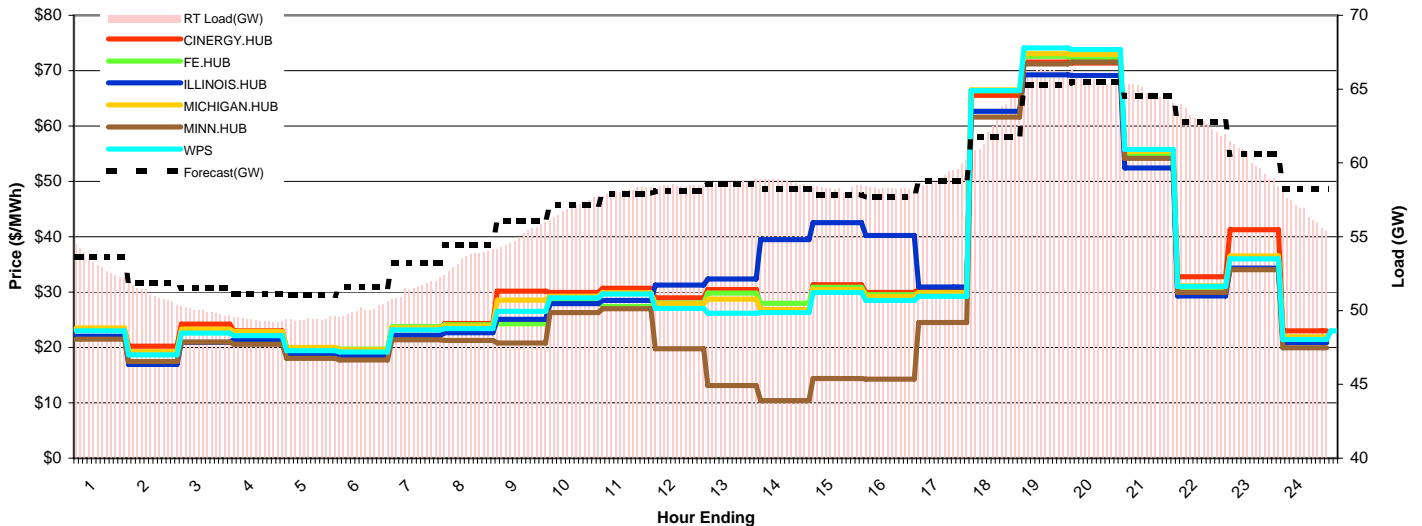
Day-Ahead Prices and Cleared Load

	HE1	HE2	HE3	HE4	HE5	HE6	HE7	HE8	HE9	HE10	HE11	HE12	HE13	HE14	HE15	HE16	HE17	HE18	HE19	HE20	HE21	HE22	HE23	HE24
CINERGY.HUB	21.57	21.41	20.60	19.36	19.47	19.48	19.64	22.68	24.08	26.41	26.41	26.60	26.42	25.53	23.95	24.45	26.51	50.14	59.03	43.94	46.94	33.07	27.82	23.00
FE.HUB	22.93	21.24	19.81	18.71	19.07	18.68	20.75	23.30	24.50	23.86	24.71	26.76	26.58	25.69	24.11	24.61	26.67	43.49	48.64	38.65	39.43	32.06	27.79	22.95
ILLINOIS.HUB	23.16	23.42	23.19	22.18	22.46	21.81	21.89	23.65	25.34	26.22	25.62	25.78	25.61	24.75	23.24	23.72	25.71	48.49	57.31	39.78	41.67	30.91	26.45	22.19
MICHIGAN.HUB	20.43	19.83	19.25	18.11	18.20	18.78	18.95	23.00	24.64	27.33	27.34	27.54	27.36	26.44	24.81	25.32	27.44	50.85	59.88	42.58	44.05	33.00	28.27	23.41
MINN.HUB	17.44	16.66	15.41	14.26	14.16	14.80	16.33	20.69	21.71	26.02	26.00	28.65	28.67	27.09	23.59	24.07	26.09	52.37	66.66	58.47	48.72	31.37	25.08	18.63
WPS	21.57	21.24	20.45	19.32	19.42	19.44	20.34	23.70	25.15	27.62	27.59	27.96	27.80	26.82	25.04	25.56	27.70	52.30	62.26	44.28	45.34	33.30	26.11	21.70
Cleared(GW)	50.8	49.1	47.9	47.9	48.2	49.2	50.8	54.1	56.1	57.1	57.7	57.9	57.9	57.3	56.6	56.8	58.5	63.8	65.4	64.0	63.6	61.6	59.4	55.9



Preliminary Real-Time Prices with Forecasted and Actual System Load

	HE1	HE2	HE3	HE4	HE5	HE6	HE7	HE8	HE9	HE10	HE11	HE12	HE13	HE14	HE15	HE16	HE17	HE18	HE19	HE20	HE21	HE22	HE23	HE24
CINERGY.HUB	23.12	20.23	24.21	23.01	19.80	19.52	23.48	24.31	30.17	29.94	30.68	28.95	30.45	26.74	31.31	29.95	30.48	65.55	71.58	71.39	54.32	32.80	41.25	23.02
FE.HUB	23.24	19.01	23.12	22.76	19.94	19.71	23.73	24.08	24.28	28.30	27.40	28.05	29.85	27.97	30.88	29.54	29.88	66.33	72.59	72.21	54.83	30.84	36.19	21.85
ILLINOIS.HUB	22.05	16.94	20.91	21.44	18.88	18.51	22.19	22.64	25.10	27.92	28.51	31.25	32.39	39.48	42.56	40.21	30.91	62.67	69.22	69.13	52.43	29.28	34.36	20.86
MICHIGAN.HUB	23.55	19.23	23.32	22.90	20.00	19.59	23.52	23.89	28.55	29.24	29.86	27.91	28.74	26.83	30.45	29.18	29.87	66.55	73.06	72.95	55.46	31.13	36.51	21.93
MINN.HUB	21.48	17.45	20.99	20.58	18.02	17.77	21.41	21.30	20.81	26.31	26.98	19.75	13.12	10.38	14.40	14.27	24.52	61.60	71.19	71.58	54.19	29.92	34.03	19.94
WPS	23.03	18.65	22.61	22.15	19.40	19.17	23.16	23.41	26.55	28.93	29.66	27.03	26.21	26.31	29.94	28.51	29.26	66.42	74.10	73.81	55.78	31.05	35.99	21.43
Forecasted(GW)	53.6	51.8	51.5	51.1	51.1	51.6	53.2	54.4	56.1	57.2	57.9	58.1	58.6	58.2	57.9	57.7	58.8	61.8	65.2	65.5	64.6	62.8	60.6	58.2
(RT) - (DA Load)	2.27	2.05	2.07	1.49	1.24	0.86	0.71	-0.60	-1.03	-0.09	0.48	0.59	0.78	1.39	1.65	1.53	0.58	-1.07	0.73	1.60	1.18	1.23	0.59	0.77



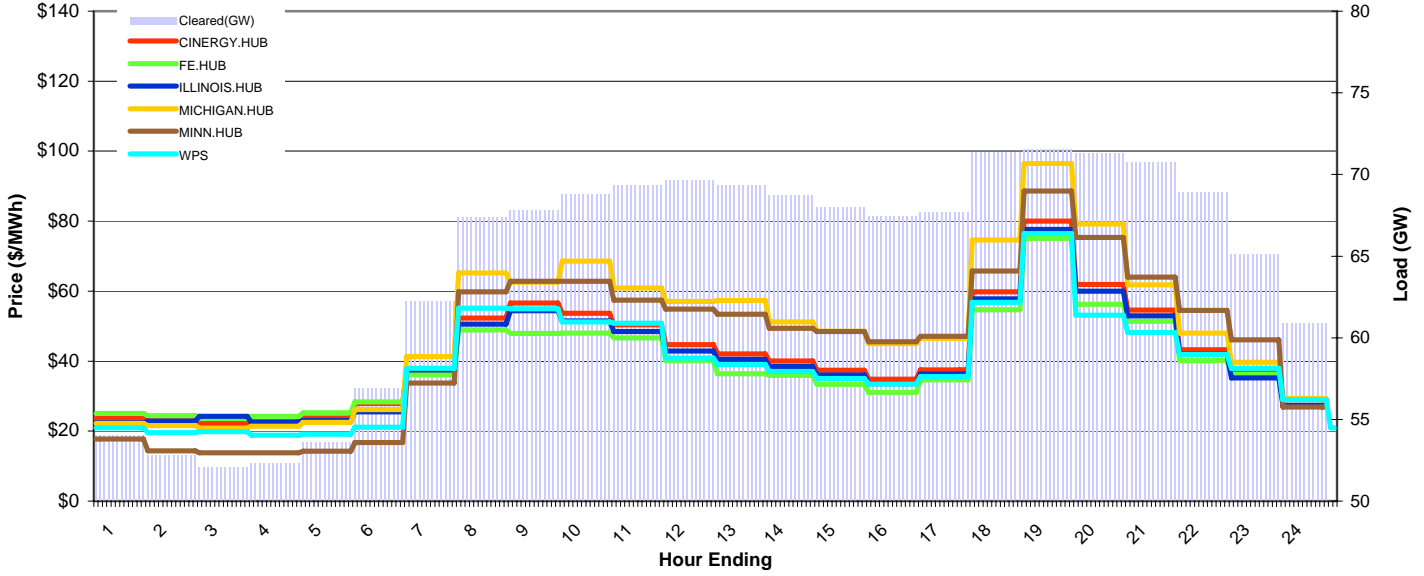
MISO Daily Report

Delivery Day: Monday, November 17, 2008

Price Color Codes: ≤0 ≥100 ≥200

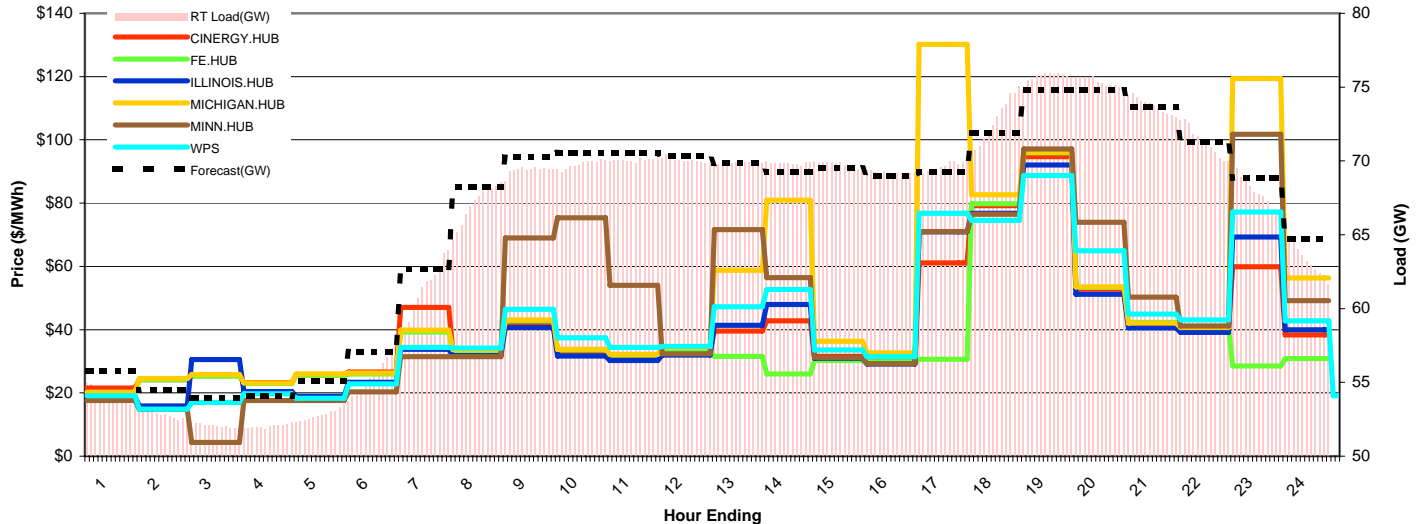
Day-Ahead Prices and Cleared Load

	HE1	HE2	HE3	HE4	HE5	HE6	HE7	HE8	HE9	HE10	HE11	HE12	HE13	HE14	HE15	HE16	HE17	HE18	HE19	HE20	HE21	HE22	HE23	HE24
CINERGY.HUB	23.58	22.95	22.18	22.72	23.80	27.93	37.43	52.29	56.59	53.70	50.38	44.70	42.02	40.06	37.41	34.81	37.49	59.82	80.04	61.95	54.58	43.29	37.36	29.00
FE.HUB	25.07	24.46	23.60	24.22	25.27	28.38	36.08	48.95	47.90	47.97	46.64	40.11	36.37	35.91	33.38	31.05	34.63	54.66	75.06	56.23	51.39	40.16	36.20	29.21
ILLINOIS.HUB	22.37	22.90	24.25	22.63	23.08	25.50	37.52	50.53	54.38	51.46	48.43	42.92	40.47	38.51	36.05	33.55	36.31	57.79	77.60	59.98	52.92	41.93	35.20	27.32
MICHIGAN.HUB	22.23	21.56	20.81	21.37	22.51	26.14	41.37	65.16	62.57	68.54	60.88	57.02	57.34	51.21	48.58	45.00	46.47	74.65	96.49	79.23	61.78	48.05	39.71	29.31
MINN.HUB	17.76	14.37	13.81	13.81	14.26	16.69	33.77	59.80	62.81	62.83	57.39	54.87	53.41	49.38	48.45	45.53	47.11	65.76	88.59	75.39	63.99	54.50	46.11	26.92
WPS	20.97	19.54	19.83	18.87	19.16	21.14	37.96	55.17	54.94	51.19	50.81	40.91	39.00	37.07	35.02	33.46	35.58	56.77	76.41	53.09	48.17	41.88	37.93	28.95
Cleared(GW)	54.0	52.8	52.0	52.3	53.6	56.9	62.2	67.4	67.8	68.8	69.3	69.7	69.3	68.7	68.0	67.4	67.7	71.4	71.6	71.3	70.7	68.9	65.1	60.9



Preliminary Real-Time Prices with Forecasted and Actual System Load

	HE1	HE2	HE3	HE4	HE5	HE6	HE7	HE8	HE9	HE10	HE11	HE12	HE13	HE14	HE15	HE16	HE17	HE18	HE19	HE20	HE21	HE22	HE23	HE24
CINERGY.HUB	21.51	24.15	25.46	23.31	25.74	26.62	47.01	33.01	42.33	33.02	31.48	32.97	39.59	42.75	31.52	30.05	61.09	79.16	94.66	52.84	41.75	40.12	59.87	38.35
FE.HUB	20.18	24.17	25.32	22.93	25.62	26.00	39.29	33.36	42.80	33.54	31.96	33.08	31.57	26.01	30.25	29.82	30.69	79.84	95.89	53.41	42.25	40.60	28.48	30.88
ILLINOIS.HUB	18.86	15.89	30.51	20.43	18.88	23.35	33.81	31.73	40.68	31.62	30.25	31.96	41.41	47.94	30.96	29.10	70.87	76.77	92.10	51.18	40.60	39.13	69.28	39.95
MICHIGAN.HUB	20.26	24.62	25.81	23.15	26.04	26.27	39.88	33.67	43.10	33.77	32.17	34.36	58.81	80.88	36.31	32.67	130.20	82.62	96.08	53.47	42.13	40.65	119.34	56.32
MINN.HUB	17.62	14.72	4.40	17.62	17.57	20.36	31.43	31.48	69.03	75.32	53.99	32.38	71.58	56.46	31.15	29.19	70.97	76.51	97.08	73.99	50.29	41.20	101.79	49.21
WPS	19.15	14.84	17.03	19.74	18.27	22.83	34.37	34.24	46.44	37.48	34.37	34.73	47.26	52.68	33.58	31.50	76.81	74.57	88.69	64.93	44.94	43.13	77.19	42.75
Forecasted(GW)	55.7	54.5	54.0	54.1	55.1	57.1	62.7	68.3	70.2	70.6	70.5	70.3	69.8	69.3	69.5	69.0	69.3	71.9	74.8	74.8	73.6	71.3	68.8	64.7
(RT) - (DA Load)	0.07	0.01	0.01	-0.34	-0.77	-1.34	-1.02	-0.34	1.58	0.98	0.72	0.39	0.54	1.12	1.78	1.77	1.95	1.34	4.15	4.02	3.03	2.41	2.79	2.50



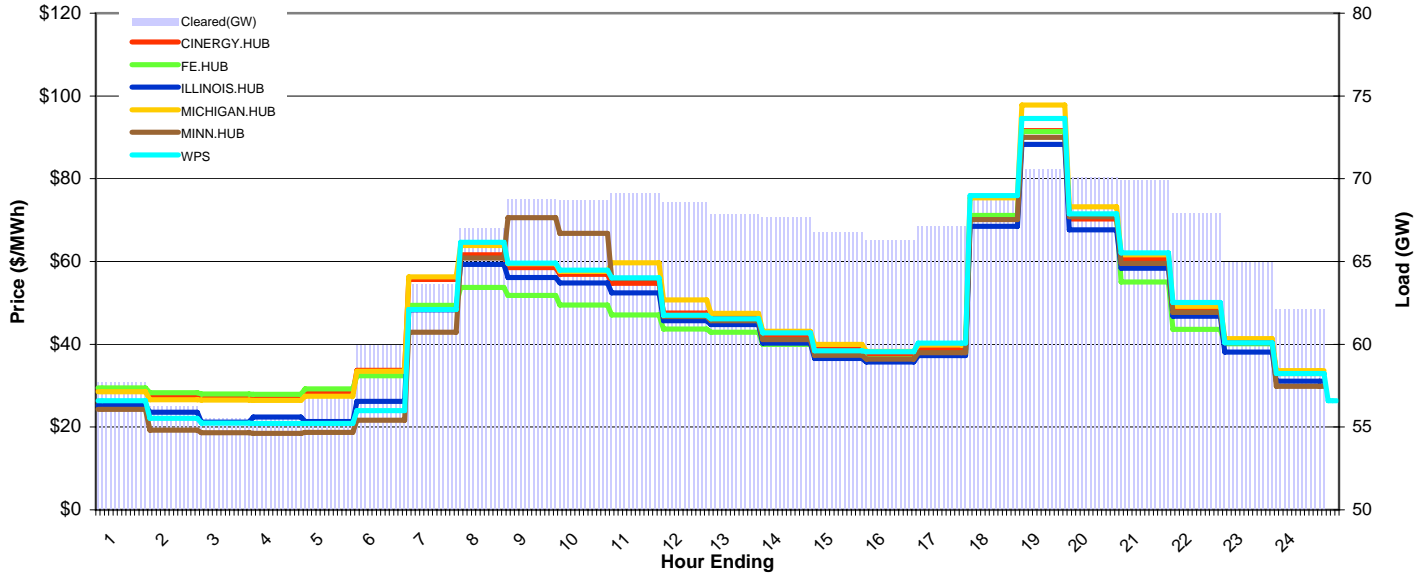
MISO Daily Report

Delivery Day: Tuesday, November 18, 2008

Price Color Codes: <=0 >=100 >=200

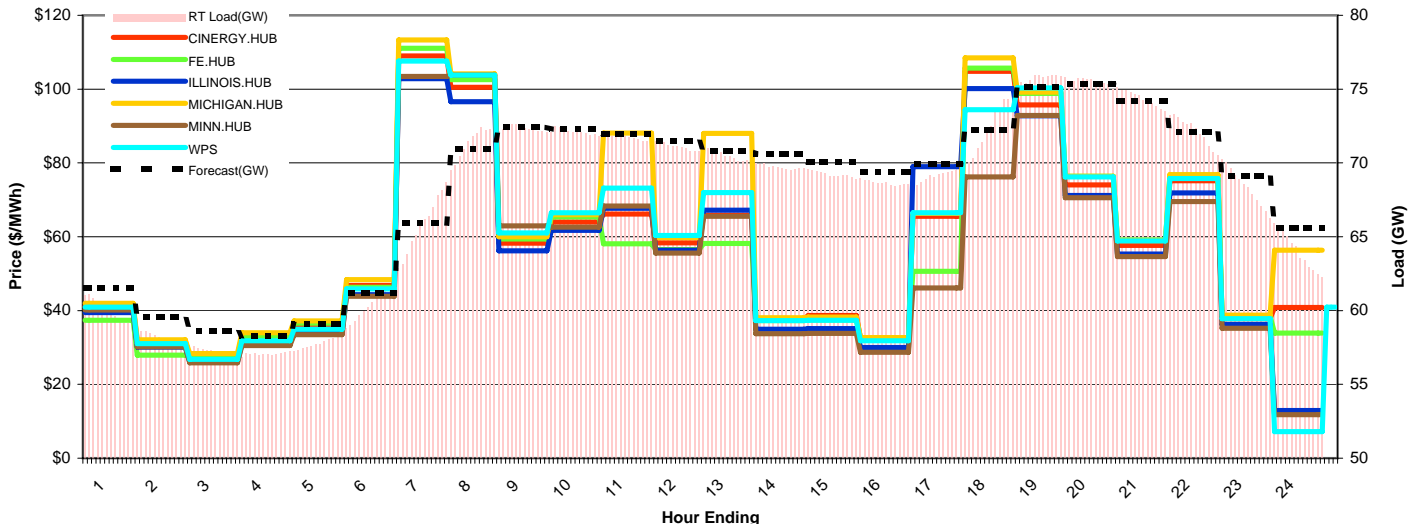
Day-Ahead Prices and Cleared Load

	HE1	HE2	HE3	HE4	HE5	HE6	HE7	HE8	HE9	HE10	HE11	HE12	HE13	HE14	HE15	HE16	HE17	HE18	HE19	HE20	HE21	HE22	HE23	HE24
CINERGY.HUB	28.93	27.35	27.10	26.97	28.12	33.70	55.67	61.65	58.55	56.88	54.74	47.58	46.61	42.03	38.91	37.21	38.73	71.09	91.59	70.32	60.48	48.46	40.29	32.94
FE.HUB	29.49	28.31	28.00	27.88	29.21	32.36	49.44	53.70	51.84	49.49	47.10	43.70	42.95	40.01	37.64	36.48	37.63	71.14	91.36	71.09	55.08	43.59	40.14	32.91
ILLINOIS.HUB	25.24	23.59	21.22	22.43	21.36	26.18	48.35	59.31	56.16	54.82	52.41	45.68	44.74	40.31	36.60	35.71	37.23	68.50	88.31	67.68	58.37	46.78	38.08	31.11
MICHIGAN.HUB	28.54	26.61	26.53	26.42	27.46	33.46	56.27	63.90	59.47	57.63	59.66	50.72	47.50	43.13	40.00	38.27	39.84	75.37	97.82	73.23	61.59	49.19	41.36	33.62
MINN.HUB	24.24	19.27	18.67	18.47	18.74	21.67	42.94	60.83	70.59	66.78	55.94	46.71	45.70	41.16	37.37	36.44	37.99	70.14	89.97	70.80	59.56	47.73	40.34	29.87
WPS	26.40	22.10	20.94	20.89	20.84	23.96	48.37	64.64	59.64	57.91	56.07	47.02	46.14	42.72	38.41	38.17	40.25	75.94	94.60	71.52	62.07	50.10	40.37	32.96
Cleared(GW)	57.7	56.3	55.5	55.7	56.9	59.9	63.6	67.0	68.8	68.7	69.1	68.6	67.9	67.7	66.8	66.3	67.1	69.0	70.6	70.1	69.9	67.9	65.0	62.1



Preliminary Real-Time Prices with Forecasted and Actual System Load

	HE1	HE2	HE3	HE4	HE5	HE6	HE7	HE8	HE9	HE10	HE11	HE12	HE13	HE14	HE15	HE16	HE17	HE18	HE19	HE20	HE21	HE22	HE23	HE24
CINERGY.HUB	41.23	31.52	27.43	32.80	35.85	46.85	109.02	100.51	58.24	63.99	66.19	58.37	65.82	37.76	38.70	32.52	65.54	104.85	95.75	74.02	57.62	75.18	37.81	40.88
FE.HUB	37.37	27.88	27.79	32.95	36.55	46.28	111.03	102.55	59.36	65.38	58.13	56.50	58.22	37.30	37.43	32.13	50.62	105.68	98.86	76.43	59.13	76.76	38.51	33.94
ILLINOIS.HUB	39.42	30.08	26.00	30.94	33.90	44.29	102.86	96.61	56.20	61.75	67.73	56.33	67.22	34.95	35.08	30.00	79.03	100.18	92.75	71.20	55.29	71.91	36.22	12.89
MICHIGAN.HUB	41.99	32.10	28.35	34.03	37.19	48.37	113.29	104.13	60.04	66.00	88.10	59.75	88.00	38.10	38.23	32.71	66.31	108.45	99.23	76.40	58.97	76.86	38.80	56.38
MINN.HUB	40.15	30.15	25.83	30.51	33.43	43.85	103.46	103.81	62.96	62.61	68.36	55.57	65.57	33.76	33.81	28.74	46.15	76.25	92.86	70.58	54.60	69.53	35.23	11.75
WPS	40.94	31.08	26.81	31.82	34.94	45.86	107.56	103.82	61.06	66.54	73.22	60.39	71.99	37.25	37.33	31.78	66.53	94.41	100.28	76.25	58.89	75.75	37.83	7.20
Forecasted(GW)	61.6	59.6	58.6	58.3	59.1	61.2	65.9	70.9	72.4	72.3	72.0	71.5	70.8	70.6	70.1	69.4	69.9	72.2	75.1	75.4	74.2	72.1	69.1	65.6
(RT) - (DA Load)	2.27	1.93	1.80	1.37	0.86	0.47	2.22	4.37	3.56	3.41	2.58	2.51	2.63	2.04	2.47	2.38	2.02	3.37	5.16	5.42	4.48	4.28	3.40	1.92



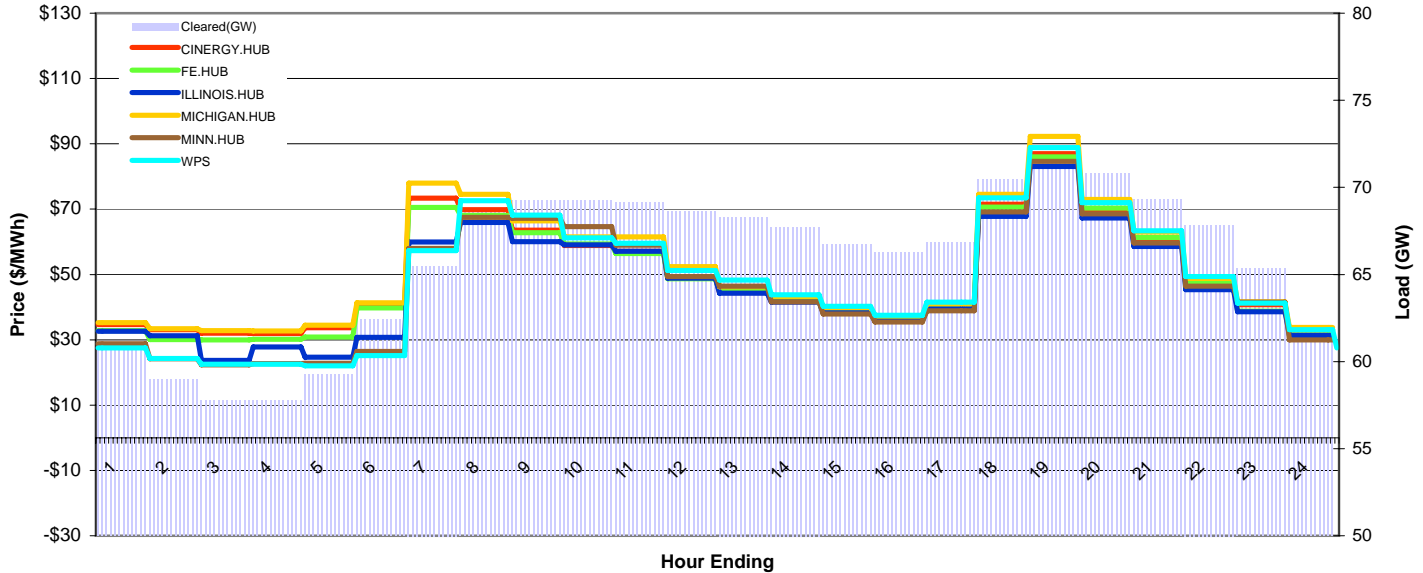
MISO Daily Report

Delivery Day: Wednesday, November 19, 2008

Price Color Codes: ≤0 ≥100 ≥200

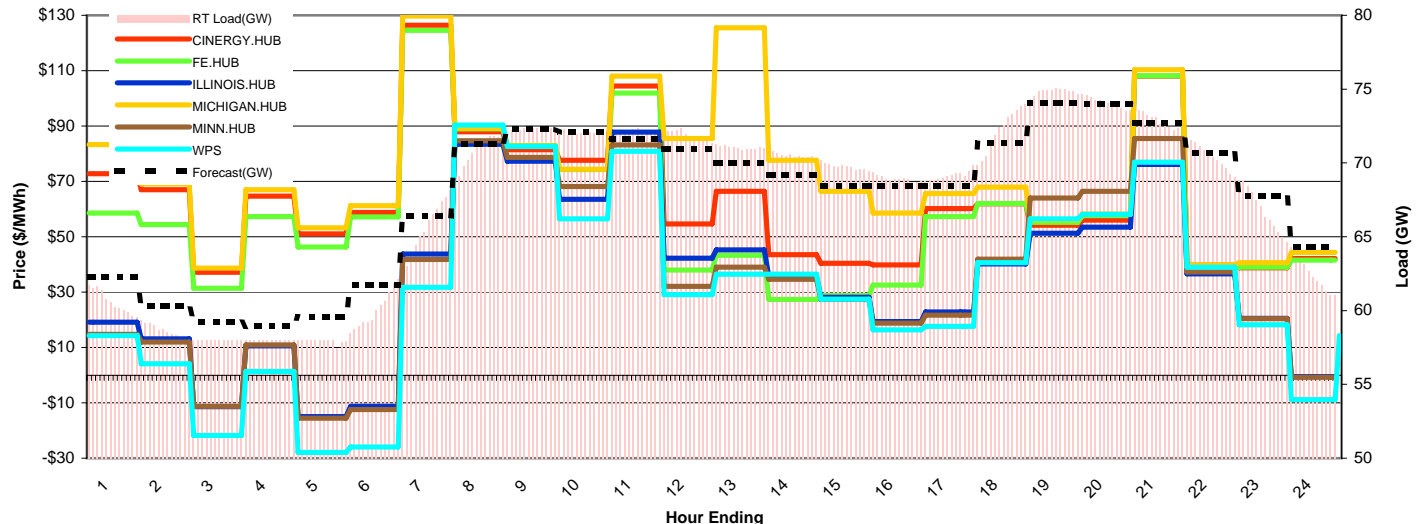
Day-Ahead Prices and Cleared Load

	HE1	HE2	HE3	HE4	HE5	HE6	HE7	HE8	HE9	HE10	HE11	HE12	HE13	HE14	HE15	HE16	HE17	HE18	HE19	HE20	HE21	HE22	HE23	HE24
CINERGY.HUB	34.70	33.10	32.03	31.88	33.67	40.21	73.36	69.87	63.56	58.91	57.15	48.98	44.45	41.68	38.42	35.97	39.54	71.47	86.99	69.81	60.69	47.04	40.73	33.03
FE.HUB	32.81	30.10	29.93	30.17	30.89	39.77	70.49	68.04	62.82	59.32	56.44	48.67	44.93	42.10	38.82	36.33	39.95	70.63	86.05	70.31	61.29	47.47	38.83	33.03
ILLINOIS.HUB	32.61	31.21	23.73	27.76	24.63	30.78	59.94	65.94	60.00	59.11	57.09	48.92	44.26	41.55	38.29	35.72	39.47	67.81	83.04	67.29	58.53	45.31	38.54	31.38
MICHIGAN.HUB	35.22	33.37	32.79	32.71	34.44	41.30	77.99	74.55	66.43	61.51	61.54	52.41	46.22	43.26	39.89	37.33	41.04	74.53	92.30	72.93	62.97	48.79	41.60	33.81
MINN.HUB	28.74	24.16	22.32	22.67	22.84	26.41	57.96	67.47	67.20	64.60	59.01	49.35	46.41	41.63	37.88	35.44	38.87	69.20	84.60	68.56	59.63	46.38	41.51	30.00
WPS	27.47	24.26	22.50	22.48	22.07	25.12	57.30	72.60	68.17	61.24	59.59	51.25	48.28	43.80	40.21	37.47	41.51	73.49	88.83	71.99	63.34	49.39	41.23	33.11
Cleared(GW)	60.8	59.0	57.8	57.8	59.2	62.4	65.5	68.7	69.3	69.3	69.1	68.6	68.3	67.7	66.7	66.3	66.8	70.4	72.0	70.8	69.3	67.8	65.4	62.1



Preliminary Real-Time Prices with Forecasted and Actual System Load

	HE1	HE2	HE3	HE4	HE5	HE6	HE7	HE8	HE9	HE10	HE11	HE12	HE13	HE14	HE15	HE16	HE17	HE18	HE19	HE20	HE21	HE22	HE23	HE24
CINERGY.HUB	72.74	66.95	37.15	64.69	51.02	58.73	126.44	87.93	81.50	77.60	104.87	54.57	66.40	43.57	40.37	39.87	60.17	61.94	54.11	56.04	108.01	39.73	38.83	42.18
FE.HUB	58.59	54.40	31.33	57.23	46.33	57.13	124.53	88.95	82.97	74.26	101.87	37.94	43.31	27.29	28.73	32.56	57.31	62.01	55.25	57.67	108.14	39.30	39.03	41.51
ILLINOIS.HUB	19.11	13.14	-11.33	10.53	-14.95	-11.25	43.71	83.43	77.32	63.53	87.80	42.26	45.26	35.71	28.17	19.38	22.84	40.18	51.29	53.49	76.15	36.55	20.48	-0.56
MICHIGAN.HUB	83.29	69.08	38.64	67.04	53.24	61.21	129.75	89.14	82.72	74.45	108.06	85.51	125.48	77.60	66.36	58.61	65.66	67.88	56.13	58.23	110.36	39.79	40.68	44.35
MINN.HUB	14.78	11.94	-11.31	10.92	-15.53	-12.37	41.79	84.63	78.67	68.13	83.18	32.13	39.02	34.67	27.35	18.74	21.64	41.88	64.00	66.42	85.54	37.29	20.46	-0.75
WPS	14.33	4.07	-21.75	1.34	-27.88	-25.96	31.75	90.35	82.63	56.47	80.82	29.02	36.52	36.43	27.40	16.34	17.61	40.68	56.46	58.06	76.92	39.06	18.20	-8.89
Forecasted(GW)	62.3	60.3	59.3	58.9	59.6	61.7	66.4	71.3	72.3	72.1	71.6	70.9	70.0	69.2	68.5	68.4	68.4	71.3	74.0	74.0	72.7	70.7	67.8	64.3
(RT) - (DA Load)	-0.20	-0.31	0.20	0.21	-1.33	-2.37	0.09	2.09	2.99	2.82	3.04	3.27	2.75	2.82	3.07	2.69	2.32	1.78	2.86	3.30	3.54	2.64	1.46	0.34



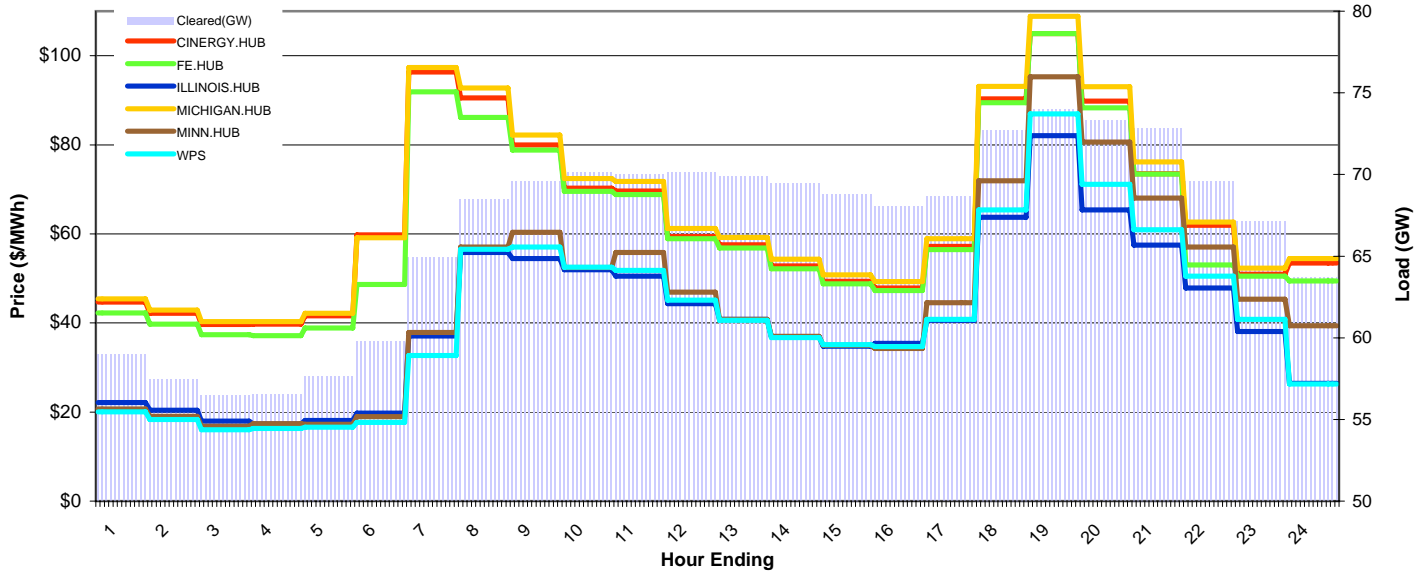
MISO Daily Report

Delivery Day: Thursday, November 20, 2008

Price Color Codes: ≤0 ≥100 ≥200

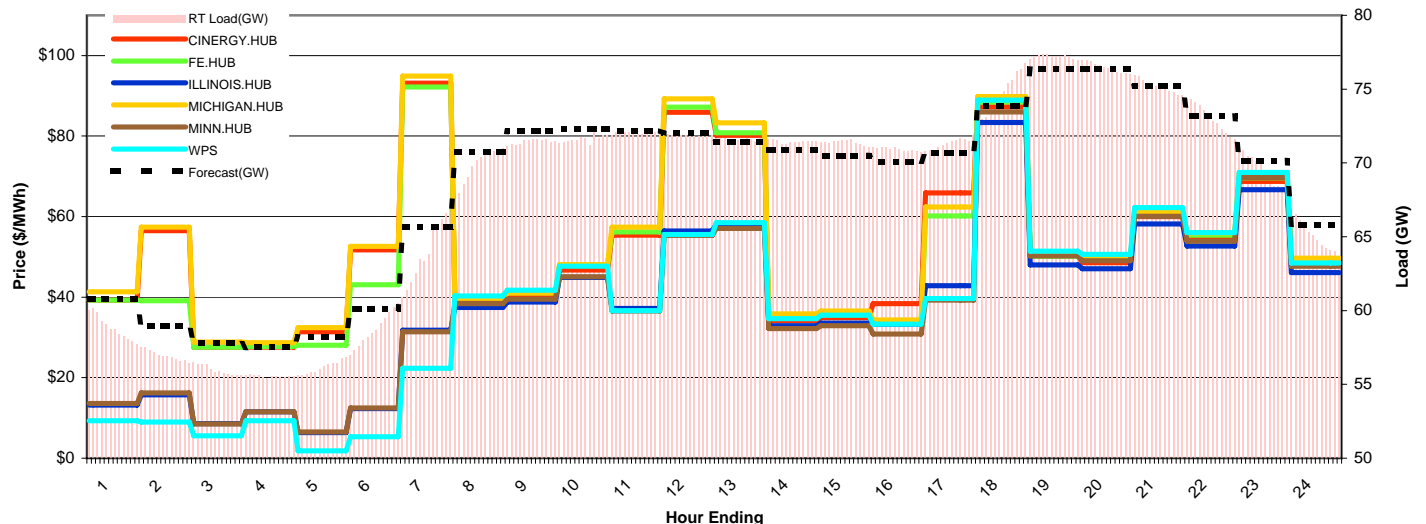
Day-Ahead Prices and Cleared Load

	HE1	HE2	HE3	HE4	HE5	HE6	HE7	HE8	HE9	HE10	HE11	HE12	HE13	HE14	HE15	HE16	HE17	HE18	HE19	HE20	HE21	HE22	HE23	HE24
CINERGY.HUB	44.72	42.19	39.64	39.71	41.58	59.77	96.34	90.53	80.00	70.27	69.65	59.44	57.53	52.81	49.34	47.88	57.22	90.28	105.00	89.83	73.47	61.95	50.94	53.42
FE.HUB	42.27	39.70	37.39	37.11	38.87	48.63	91.87	86.12	78.81	69.54	68.83	58.91	56.81	52.13	48.75	47.29	56.45	89.48	104.95	88.32	73.46	53.05	50.53	49.42
ILLINOIS.HUB	22.11	20.38	17.96	17.33	18.12	19.75	37.04	55.85	54.48	51.92	50.51	44.34	40.82	36.90	34.74	35.41	40.62	63.76	82.08	65.35	57.47	47.85	38.09	26.41
MICHIGAN.HUB	45.42	42.86	40.30	40.33	42.19	59.16	97.32	92.77	82.19	72.41	71.77	61.24	59.17	54.33	50.78	49.28	58.91	93.13	108.83	93.06	76.19	62.68	52.33	54.43
MINN.HUB	20.67	19.03	16.83	17.42	17.23	19.00	37.87	57.02	60.37	52.45	55.86	46.90	40.78	37.02	34.98	34.27	44.55	71.93	95.27	80.64	68.06	57.02	45.36	39.37
WPS	20.08	18.35	16.00	16.31	16.58	17.66	32.68	56.58	57.08	52.52	51.81	45.12	40.58	36.70	35.13	34.69	40.83	65.38	86.94	71.11	60.95	50.48	40.80	26.32
Cleared(GW)	59.0	57.5	56.5	56.5	57.7	59.8	64.9	68.5	69.6	70.1	70.0	70.1	69.9	69.4	68.8	68.0	68.6	72.7	74.0	73.3	72.9	69.6	67.1	63.7



Preliminary Real-Time Prices with Forecasted and Actual System Load

	HE1	HE2	HE3	HE4	HE5	HE6	HE7	HE8	HE9	HE10	HE11	HE12	HE13	HE14	HE15	HE16	HE17	HE18	HE19	HE20	HE21	HE22	HE23	HE24
CINERGY.HUB	39.26	56.54	27.57	27.54	31.39	51.78	93.17	39.05	40.26	46.71	55.39	85.94	80.19	34.16	34.89	38.36	65.88	87.23	50.37	48.58	60.03	54.58	68.76	47.83
FE.HUB	39.24	39.07	27.60	27.70	28.06	43.11	92.21	39.84	41.13	47.87	56.20	87.17	80.86	34.88	35.54	33.51	60.15	88.49	50.18	49.45	60.94	55.40	69.61	48.47
ILLINOIS.HUB	13.20	15.77	8.59	11.55	6.36	12.29	31.79	37.44	38.77	44.93	37.17	56.45	58.13	32.88	33.57	33.34	42.85	83.36	48.04	47.04	58.18	52.73	66.65	46.13
MICHIGAN.HUB	41.30	57.37	28.86	28.68	32.45	52.65	94.86	39.77	41.04	48.11	57.40	89.29	83.32	35.82	36.54	34.35	62.37	89.82	50.82	49.98	61.25	55.93	70.63	49.71
MINN.HUB	13.56	16.20	8.53	11.56	6.50	12.45	31.38	38.40	39.49	45.06	36.58	55.28	57.10	32.20	32.90	30.83	39.28	85.99	50.22	49.00	60.09	53.91	69.71	47.66
WPS	9.29	8.98	5.58	9.28	1.80	5.30	22.34	40.33	41.70	47.71	36.65	55.53	58.48	34.69	35.54	33.34	39.67	88.97	51.45	50.60	62.25	56.00	70.96	48.51
Forecasted(GW)	60.8	58.9	57.8	57.5	58.2	60.1	65.6	70.7	72.1	72.3	72.2	72.0	71.4	70.9	70.5	70.1	70.7	73.9	76.4	76.4	75.2	73.2	70.2	65.8
(RT) - (DA Load)	-0.13	-0.49	-0.52	-0.97	-1.53	-1.09	-0.88	1.34	1.85	1.51	1.98	1.77	1.74	2.00	2.57	2.88	2.66	1.89	3.20	3.14	2.32	3.47	2.30	1.35



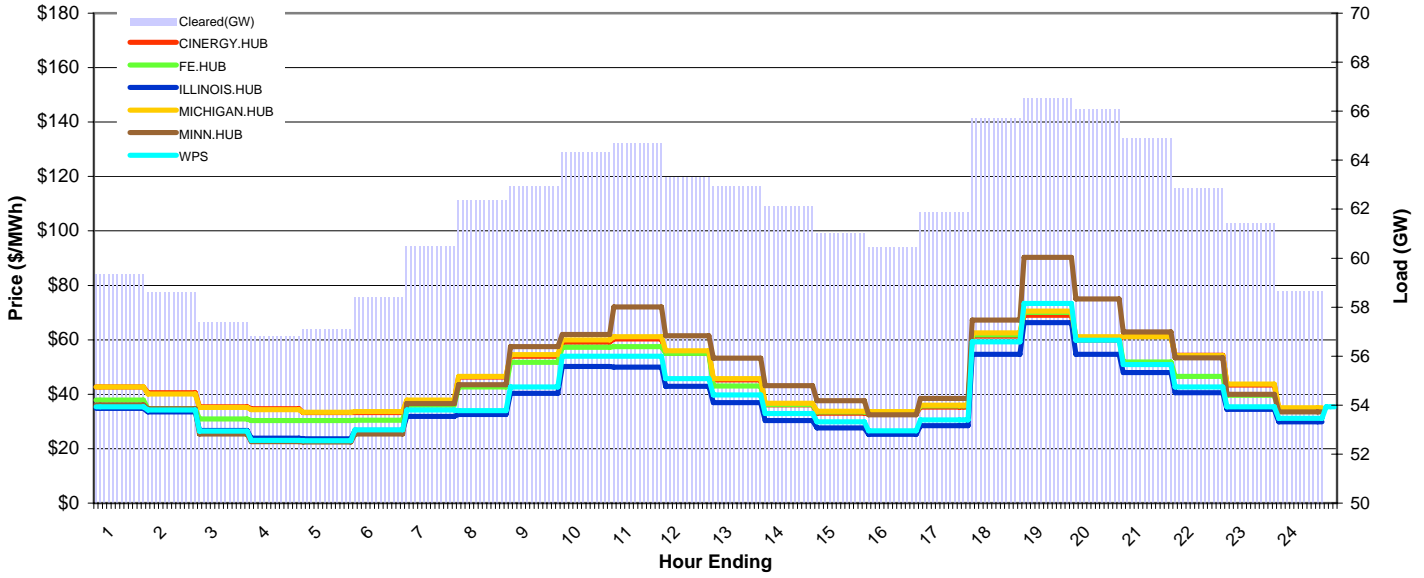
MISO Daily Report

Delivery Day: Saturday, November 22, 2008

Price Color Codes: ≤0 ≥100 ≥200

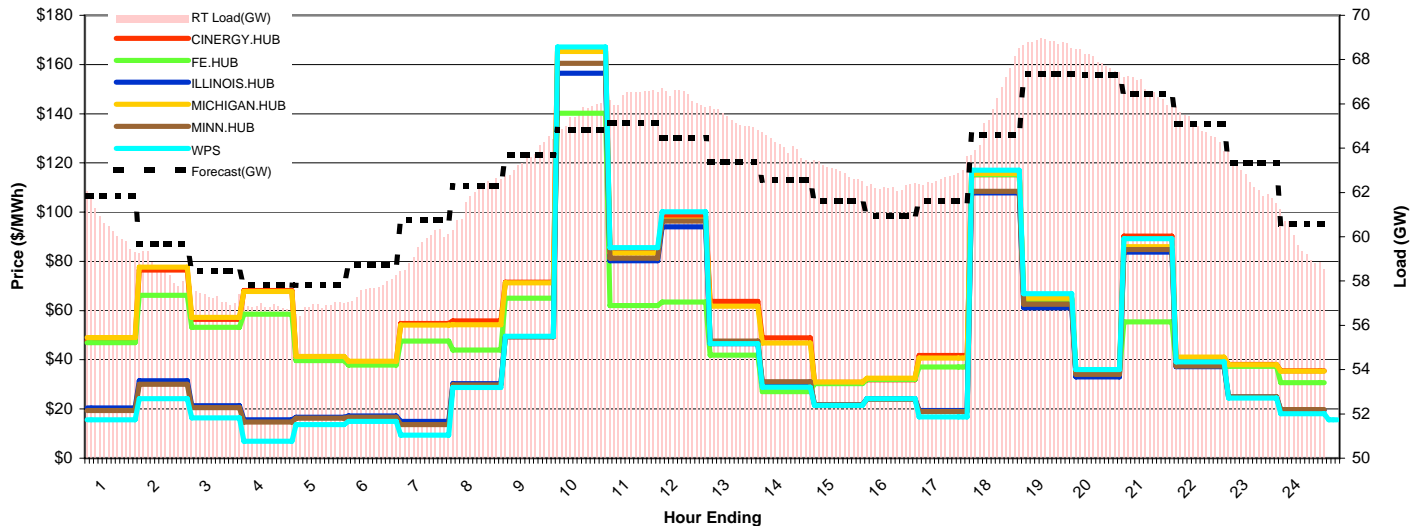
Day-Ahead Prices and Cleared Load

	HE1	HE2	HE3	HE4	HE5	HE6	HE7	HE8	HE9	HE10	HE11	HE12	HE13	HE14	HE15	HE16	HE17	HE18	HE19	HE20	HE21	HE22	HE23	HE24
CINERGY.HUB	42.64	40.57	35.44	34.72	33.27	33.23	37.46	46.33	54.00	59.17	60.32	55.00	45.26	36.07	33.01	32.91	35.28	61.40	69.00	59.85	61.35	54.32	43.40	34.40
FE.HUB	37.81	34.70	30.91	30.38	30.32	30.50	35.93	42.66	51.69	57.30	57.46	55.01	43.07	36.22	33.56	33.23	35.75	61.89	70.02	60.50	51.87	46.51	39.59	34.17
ILLINOIS.HUB	34.77	33.47	26.72	23.82	23.64	26.73	31.91	32.59	40.27	50.17	49.99	42.97	36.87	30.38	27.67	25.24	28.51	54.64	66.36	54.67	47.96	40.59	34.47	29.92
MICHIGAN.HUB	42.70	40.15	35.11	34.38	33.39	33.68	37.85	46.53	54.57	60.00	61.11	55.99	45.74	36.74	33.79	33.62	35.99	62.55	70.58	61.10	61.13	54.15	43.69	35.05
MINN.HUB	36.05	34.65	25.40	22.56	22.42	25.45	36.52	43.53	57.47	61.91	72.11	61.44	53.25	43.16	37.68	32.43	38.48	67.21	90.25	74.98	62.88	53.37	39.98	33.52
WPS	35.44	34.18	26.48	23.10	22.98	26.88	34.25	33.98	42.70	53.95	53.92	45.77	39.75	32.91	29.83	26.57	30.52	59.22	73.34	59.86	50.89	42.73	35.43	31.20
Cleared(GW)	59.3	58.6	57.4	56.8	57.1	58.4	60.5	62.4	62.9	64.3	64.7	63.3	62.9	62.1	61.0	60.4	61.8	65.7	66.5	66.1	64.9	62.9	61.4	58.7



Preliminary Real-Time Prices with Forecasted and Actual System Load

	HE1	HE2	HE3	HE4	HE5	HE6	HE7	HE8	HE9	HE10	HE11	HE12	HE13	HE14	HE15	HE16	HE17	HE18	HE19	HE20	HE21	HE22	HE23	HE24
CINERGY.HUB	47.71	76.42	56.46	68.11	41.02	38.93	54.80	55.84	71.58	165.46	84.22	98.17	63.70	48.88	30.77	31.85	41.78	115.25	64.29	34.51	90.31	40.90	38.08	35.46
FE.HUB	46.94	66.25	53.25	58.51	39.70	37.81	47.55	44.01	65.08	140.26	62.07	63.44	41.94	27.08	30.28	31.94	37.09	115.23	64.58	34.34	55.44	37.85	37.28	30.70
ILLINOIS.HUB	20.37	31.52	21.39	15.55	16.63	17.12	14.91	30.33	49.43	156.50	80.31	94.03	46.59	30.52	21.70	24.15	19.44	107.79	61.12	33.07	83.75	47.18	24.90	19.55
MICHIGAN.HUB	48.99	77.64	57.24	67.80	41.37	39.45	54.13	54.29	71.30	165.25	83.38	96.72	61.74	46.78	30.96	32.57	40.72	115.75	64.97	35.16	85.97	41.13	38.00	35.41
MINN.HUB	19.37	30.08	20.59	14.65	16.29	16.67	13.65	29.74	49.28	160.43	81.32	96.35	47.56	31.11	21.76	23.95	18.94	108.48	62.55	34.10	84.74	37.50	24.95	19.78
WPS	15.65	24.22	16.42	6.86	13.72	14.97	9.37	28.78	49.61	167.18	85.62	100.18	46.54	28.87	21.52	24.24	16.81	117.06	66.88	36.01	89.20	39.16	24.47	18.11
Forecasted(GW)	61.8	59.7	58.4	57.8	57.8	58.7	60.8	62.3	63.7	64.8	65.1	64.5	63.4	62.6	61.6	60.9	61.6	64.6	67.3	67.3	66.4	65.1	63.3	60.6
(RT) - (DA Load)	1.15	-0.10	-0.09	0.08	-0.26	-0.75	-0.91	-0.56	0.66	1.23	1.72	3.06	2.36	1.91	1.95	1.80	0.85	0.31	2.23	1.87	1.76	2.05	1.07	0.97



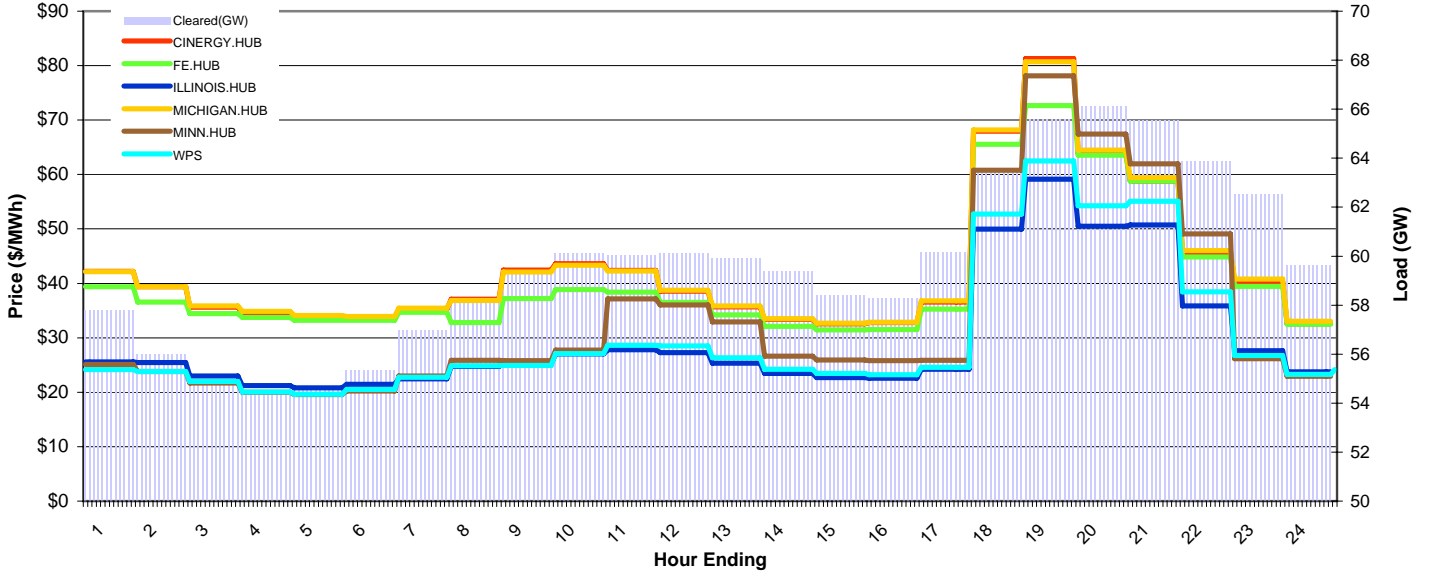
MISO Daily Report

Delivery Day: Sunday, November 23, 2008

Price Color Codes: ≤0 ≥100 ≥200

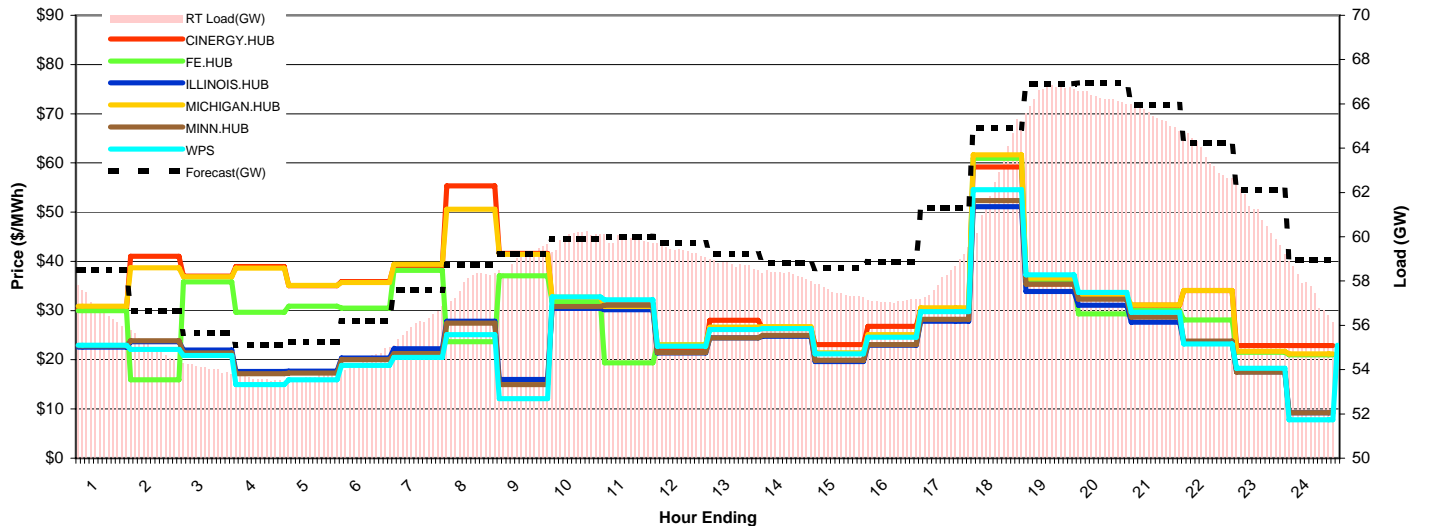
Day-Ahead Prices and Cleared Load

	HE1	HE2	HE3	HE4	HE5	HE6	HE7	HE8	HE9	HE10	HE11	HE12	HE13	HE14	HE15	HE16	HE17	HE18	HE19	HE20	HE21	HE22	HE23	HE24
CINERGY.HUB	42.18	39.38	35.60	34.54	33.73	33.48	35.20	37.08	42.47	43.59	42.39	38.55	35.67	33.38	32.57	32.81	36.59	67.97	81.32	63.90	58.77	45.62	40.33	32.56
FE.HUB	39.38	36.55	34.45	33.75	33.21	33.23	34.68	32.80	37.20	38.88	38.37	36.49	34.23	32.09	31.44	31.53	35.28	65.52	72.68	63.55	58.77	44.85	39.43	32.50
ILLINOIS.HUB	25.55	25.46	22.98	21.22	20.80	21.47	22.47	22.47	25.16	27.06	27.81	27.29	25.32	23.47	22.71	22.58	24.20	49.96	59.11	50.47	50.76	35.83	27.63	23.72
MICHIGAN.HUB	42.16	39.39	35.88	34.86	34.08	33.89	35.44	36.88	42.11	43.32	42.28	38.72	35.88	33.52	32.66	32.88	36.79	68.19	80.71	64.47	59.44	46.05	40.78	33.04
MINN.HUB	25.09	23.82	21.70	19.98	19.57	20.23	22.97	25.85	25.80	27.74	37.17	36.06	32.94	26.62	25.94	25.79	25.85	60.77	78.10	67.40	61.96	49.07	26.16	22.94
WPS	24.14	23.81	22.01	20.03	19.65	20.52	22.73	24.87	24.92	27.10	28.64	28.52	26.36	24.20	23.47	23.23	24.58	52.74	62.46	54.26	55.10	38.46	26.76	23.27
Cleared(GW)	57.8	56.0	54.8	54.4	54.5	55.3	57.0	58.1	59.2	60.1	60.0	60.1	59.9	59.4	58.4	58.3	60.1	63.6	65.6	66.1	65.6	63.9	62.5	59.6



Preliminary Real-Time Prices with Forecasted and Actual System Load

	HE1	HE2	HE3	HE4	HE5	HE6	HE7	HE8	HE9	HE10	HE11	HE12	HE13	HE14	HE15	HE16	HE17	HE18	HE19	HE20	HE21	HE22	HE23	HE24
CINERGY.HUB	30.33	41.04	36.98	38.97	35.04	35.87	39.16	55.37	41.62	31.97	31.47	22.44	28.05	26.33	23.10	26.78	30.33	59.15	35.36	32.46	31.06	34.05	22.86	22.90
FE.HUB	30.00	15.91	35.85	29.65	30.89	30.48	38.18	23.65	37.07	31.82	19.41	23.02	26.58	26.64	21.36	24.99	30.32	60.90	36.14	29.33	30.07	28.09	21.54	20.98
ILLINOIS.HUB	22.56	23.67	21.95	17.63	17.71	20.37	22.26	27.84	15.98	30.43	30.16	21.38	24.44	24.77	19.67	22.95	27.86	51.12	33.91	31.08	27.66	23.57	17.55	9.21
MICHIGAN.HUB	30.86	38.71	36.87	38.61	35.11	35.68	39.40	50.61	41.44	32.69	30.81	23.01	26.59	26.72	21.38	25.07	30.54	61.67	36.59	32.97	31.12	34.09	21.70	21.21
MINN.HUB	22.84	23.88	21.42	17.16	17.31	20.02	21.28	27.46	14.98	30.82	31.09	21.44	24.44	24.98	19.93	23.10	28.25	52.37	35.36	32.31	28.71	23.83	17.50	9.21
WPS	22.96	22.10	20.85	14.96	15.95	18.87	20.49	25.12	12.08	32.77	32.18	22.75	26.12	26.37	21.17	24.55	29.76	54.54	37.26	33.67	29.64	23.21	18.28	7.77
Forecasted(GW)	58.5	56.7	55.6	55.1	55.3	56.2	57.6	58.7	59.2	59.9	60.0	59.7	59.2	58.8	58.6	58.9	61.3	64.9	66.9	66.9	66.0	64.2	62.1	59.0
(RT) - (DA Load)	-1.04	-0.97	-0.74	-0.81	-0.86	-0.87	-0.93	-0.18	-0.21	-0.13	-0.14	-0.74	-1.18	-1.08	-0.91	-1.21	-1.93	-0.90	0.92	0.14	-0.13	-0.32	-1.64	-2.10



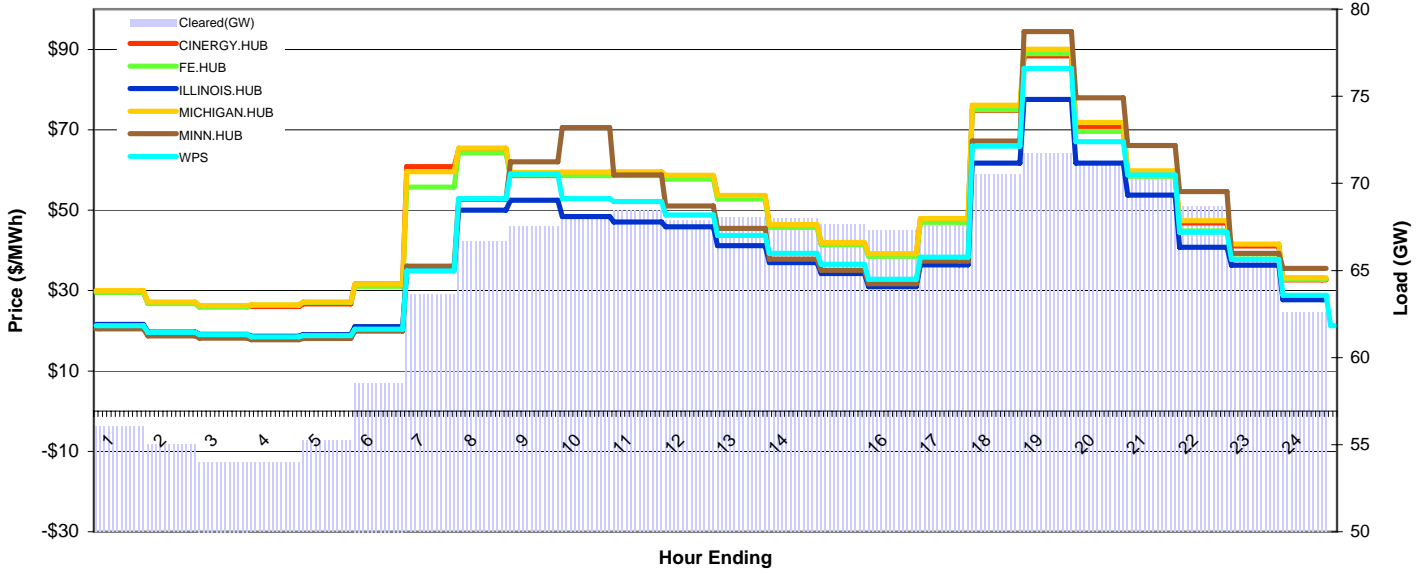
MISO Daily Report

Delivery Day: Monday, November 24, 2008

Price Color Codes: <=0 >=100 >=200

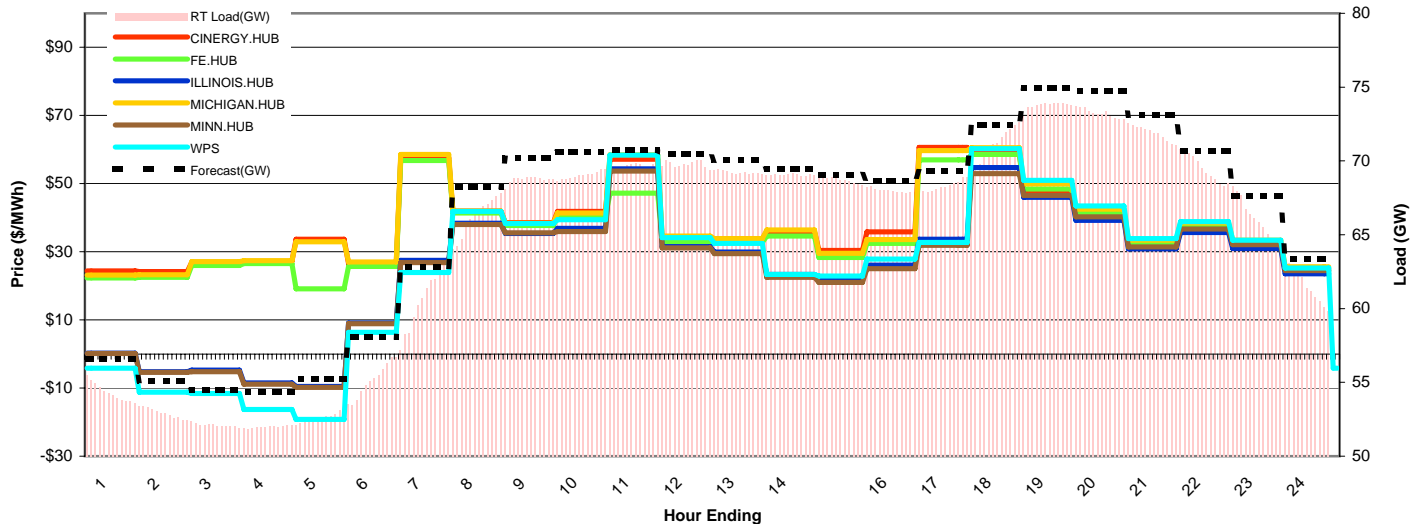
Day-Ahead Prices and Cleared Load

	HE1	HE2	HE3	HE4	HE5	HE6	HE7	HE8	HE9	HE10	HE11	HE12	HE13	HE14	HE15	HE16	HE17	HE18	HE19	HE20	HE21	HE22	HE23	HE24
CINERGY.HUB	29.64	26.91	26.09	26.01	26.69	31.63	60.80	65.00	58.59	59.04	59.13	58.54	53.42	46.08	41.63	38.85	47.69	74.82	88.38	70.75	58.90	46.86	41.12	32.66
FE.HUB	29.56	26.75	25.92	26.33	27.06	31.04	55.73	64.29	58.74	58.57	58.59	57.75	52.76	45.67	41.38	38.57	46.99	74.99	88.92	69.62	58.43	44.81	39.13	32.82
ILLINOIS.HUB	21.57	19.69	19.10	18.64	19.03	21.02	35.10	50.04	52.45	48.41	47.09	45.83	41.16	36.93	34.26	30.94	36.37	61.74	77.56	61.72	53.76	40.80	36.32	27.71
MICHIGAN.HUB	30.03	27.17	26.32	26.42	27.12	31.60	59.59	65.47	59.42	59.45	59.55	58.70	53.69	46.40	41.99	39.20	47.96	76.12	90.02	71.85	59.80	47.34	41.58	33.23
MINN.HUB	20.44	18.72	18.18	17.73	18.10	19.92	36.11	52.73	62.01	70.53	58.76	51.08	45.48	37.83	35.05	31.67	37.31	67.18	94.45	77.94	66.10	54.63	39.25	35.49
WPS	21.30	19.56	19.00	18.44	18.81	20.42	34.87	52.89	58.98	52.86	52.12	48.83	43.68	39.27	36.56	32.82	38.33	65.93	85.29	67.06	58.78	44.53	37.74	28.82
Cleared(GW)	56.0	55.0	54.0	54.0	55.2	58.5	63.6	66.7	67.5	68.1	68.5	67.9	68.0	68.0	67.6	67.3	67.9	70.5	71.7	71.1	70.7	68.7	65.9	62.6



Preliminary Real-Time Prices with Forecasted and Actual System Load

	HE1	HE2	HE3	HE4	HE5	HE6	HE7	HE8	HE9	HE10	HE11	HE12	HE13	HE14	HE15	HE16	HE17	HE18	HE19	HE20	HE21	HE22	HE23	HE24
CINERGY.HUB	24.34	24.19	26.92	27.21	33.71	26.55	57.50	41.92	38.53	41.90	57.17	33.17	33.76	35.90	30.43	35.86	60.63	59.75	47.51	40.59	32.03	37.01	32.09	24.54
FE.HUB	22.30	22.48	25.94	26.58	19.15	25.73	56.79	41.41	37.76	40.47	47.24	32.95	32.75	34.62	28.31	32.48	57.00	58.61	48.41	41.36	32.67	37.69	32.35	25.10
ILLINOIS.HUB	0.23	-5.24	-4.77	-8.49	-9.50	9.09	27.45	38.40	35.35	36.90	54.33	31.55	29.95	23.37	21.70	26.05	33.70	54.75	46.02	39.25	30.91	35.68	30.95	23.57
MICHIGAN.HUB	23.16	23.27	27.14	27.35	32.95	26.97	58.57	41.95	38.38	41.35	58.46	34.65	33.83	36.44	29.53	33.59	59.69	60.57	49.90	42.48	33.43	38.47	33.36	25.63
MINN.HUB	0.11	-5.42	-5.18	-8.88	-9.76	8.93	26.83	37.97	35.54	35.97	53.66	31.19	29.44	22.51	20.96	25.01	31.86	52.92	46.51	40.27	31.44	36.73	32.13	24.46
WPS	-4.15	-11.18	-11.60	-16.29	-19.22	6.33	23.94	41.89	38.31	39.42	58.39	34.14	32.47	23.38	22.86	27.90	32.72	60.23	50.96	43.41	33.89	38.82	33.42	25.22
Forecasted(GW)	56.6	55.1	54.5	54.4	55.2	58.0	62.8	68.2	70.2	70.6	70.7	70.5	70.0	69.4	69.0	68.6	69.3	72.4	74.9	74.7	73.1	70.7	67.6	63.4
(RT) - (DA Load)	-1.70	-2.08	-1.90	-1.98	-2.61	-3.40	-2.87	-0.47	1.24	0.96	1.19	1.91	1.21	1.07	1.05	0.73	0.43	0.57	2.07	2.18	1.17	0.85	0.17	-0.92



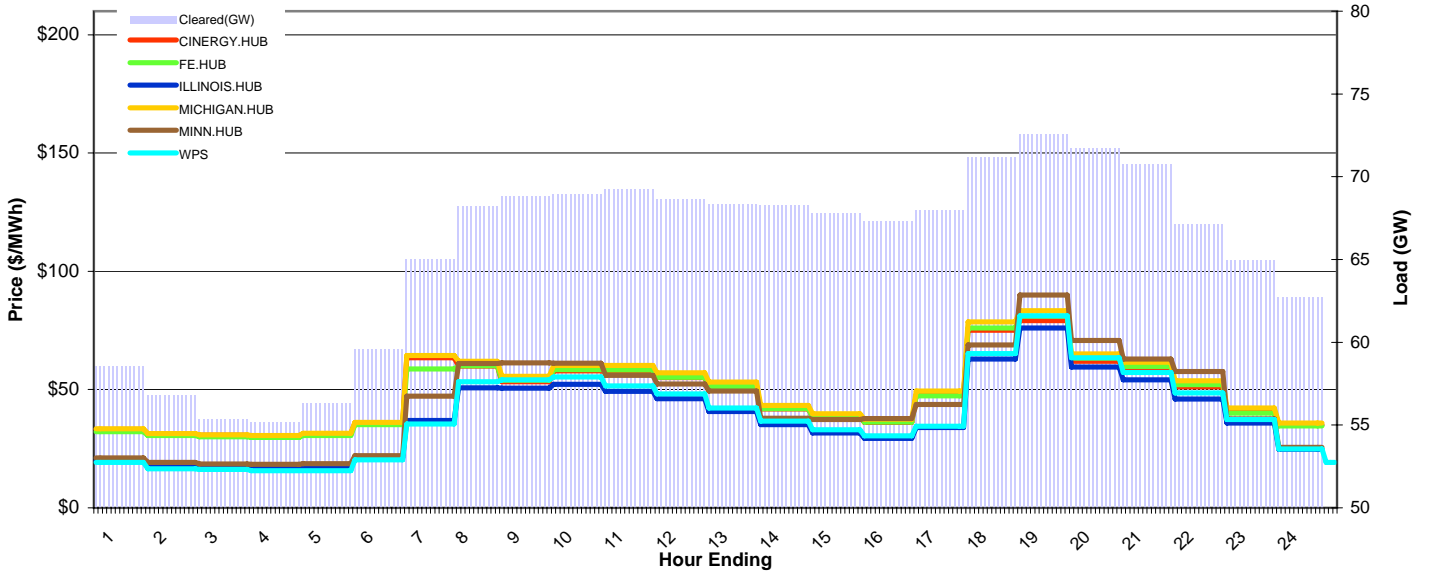
MISO Daily Report

Delivery Day: Tuesday, November 25, 2008

Price Color Codes: <=0 >=100 >=200

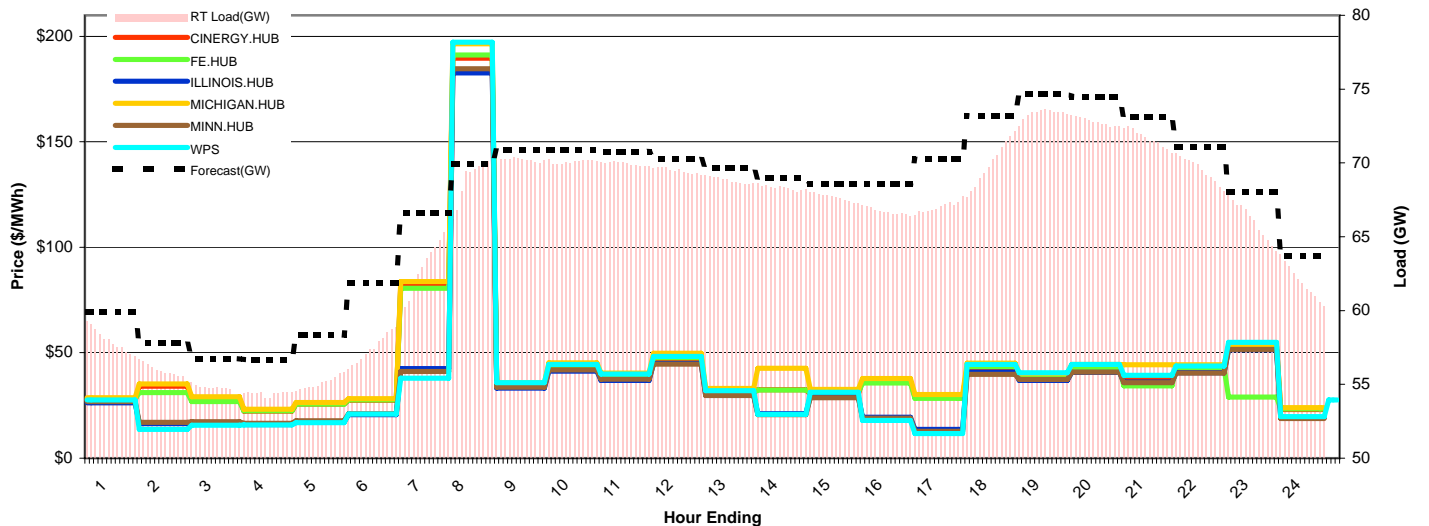
Day-Ahead Prices and Cleared Load

	HE1	HE2	HE3	HE4	HE5	HE6	HE7	HE8	HE9	HE10	HE11	HE12	HE13	HE14	HE15	HE16	HE17	HE18	HE19	HE20	HE21	HE22	HE23	HE24
CINERGY.HUB	33.15	31.20	30.69	30.50	31.31	36.01	63.46	59.98	53.33	57.94	58.11	55.11	51.38	41.78	38.37	36.12	47.76	75.08	79.22	61.91	58.65	51.15	41.26	35.00
FE.HUB	32.15	30.52	29.99	29.81	30.64	35.22	58.71	60.07	54.02	58.47	58.37	55.24	51.34	41.88	38.45	36.20	47.40	76.02	81.00	63.30	59.79	52.07	40.01	34.69
ILLINOIS.HUB	19.88	17.35	17.04	16.58	16.72	21.12	36.98	50.78	50.64	52.26	49.31	46.18	40.78	35.17	31.68	29.31	34.01	62.95	76.08	59.53	54.15	45.96	35.86	24.71
MICHIGAN.HUB	33.45	31.34	30.80	30.63	31.50	36.15	64.34	62.03	55.57	60.24	60.27	57.05	53.13	43.24	39.74	37.47	49.33	78.60	83.31	65.11	61.60	53.73	42.17	35.79
MINN.HUB	21.07	19.16	18.54	18.45	18.74	22.06	47.22	61.09	61.23	61.21	56.05	52.34	49.43	37.84	37.38	37.79	43.70	68.84	89.95	70.70	62.88	57.68	37.64	25.56
WPS	19.21	16.55	16.25	15.73	15.75	20.27	35.50	53.30	54.19	55.31	51.52	48.15	42.21	36.71	33.03	30.49	34.55	65.25	81.18	63.44	57.25	48.58	37.34	24.91
Cleared(GW)	58.5	56.8	55.4	55.2	56.3	59.6	65.0	68.2	68.8	69.0	69.2	68.6	68.4	68.2	67.8	67.3	68.0	71.2	72.5	71.7	70.7	67.1	64.9	62.7



Preliminary Real-Time Prices with Forecasted and Actual System Load

	HE1	HE2	HE3	HE4	HE5	HE6	HE7	HE8	HE9	HE10	HE11	HE12	HE13	HE14	HE15	HE16	HE17	HE18	HE19	HE20	HE21	HE22	HE23	HE24
CINERGY.HUB	27.38	34.16	28.15	22.32	25.58	27.48	82.13	189.64	34.41	42.90	38.35	46.65	30.91	32.50	30.34	36.76	29.03	42.27	37.83	41.91	37.38	41.94	53.11	23.02
FE.HUB	28.02	31.04	26.83	22.43	25.61	27.64	80.59	191.21	34.82	43.51	38.96	47.60	31.61	32.28	31.05	35.59	28.34	43.38	38.48	42.65	34.26	42.80	28.96	23.30
ILLINOIS.HUB	26.18	16.34	16.73	15.86	17.15	20.68	42.56	182.75	33.17	41.27	36.92	44.89	29.71	21.12	29.08	19.37	13.59	40.80	36.82	40.68	36.16	40.57	51.39	19.23
MICHIGAN.HUB	28.63	35.17	29.11	23.14	26.36	28.16	83.73	196.48	35.75	45.24	40.37	49.71	33.10	42.68	32.57	37.82	30.14	45.07	40.13	44.45	44.31	44.24	53.16	24.02
MINN.HUB	26.85	17.01	17.24	16.48	17.76	21.10	41.08	184.72	33.65	41.81	37.43	44.66	29.69	20.67	28.63	19.04	12.76	39.74	37.26	40.80	35.87	40.38	51.54	18.77
WPS	27.61	13.65	15.58	15.80	16.83	20.95	37.96	197.31	35.76	44.51	39.88	48.25	32.03	20.86	31.28	17.83	11.69	44.49	40.57	44.49	39.23	43.76	54.86	19.79
Forecasted(GW)	59.9	57.8	56.7	56.7	58.3	61.9	66.6	69.9	70.9	70.9	70.8	70.3	69.7	69.0	68.6	68.6	70.2	73.2	74.7	74.5	73.1	71.1	68.0	63.7
(RT) - (DA Load)	-0.57	-0.86	-0.65	-0.82	-1.26	-2.12	-2.14	0.78	1.38	1.12	0.70	0.84	0.47	0.07	-0.10	-0.57	-0.99	-1.24	0.78	1.04	0.94	2.43	1.13	-0.81



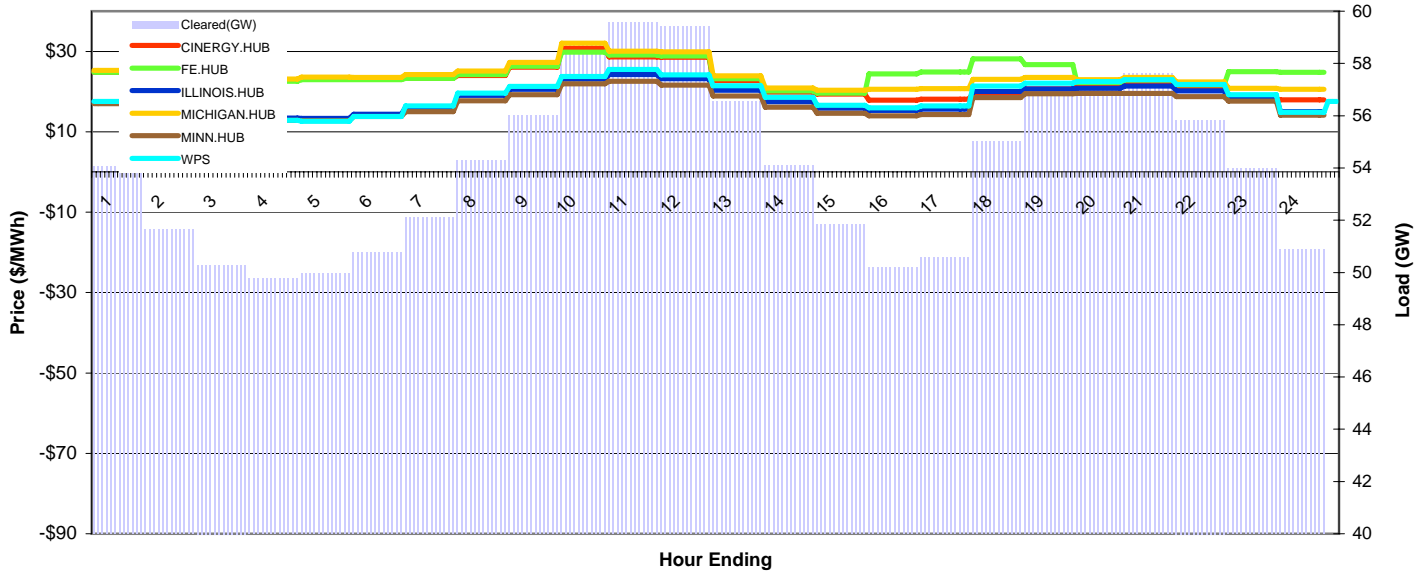
MISO Daily Report

Delivery Day: Thursday, November 27, 2008

Price Color Codes: ≤0 ≥100 ≥200

Day-Ahead Prices and Cleared Load

	HE1	HE2	HE3	HE4	HE5	HE6	HE7	HE8	HE9	HE10	HE11	HE12	HE13	HE14	HE15	HE16	HE17	HE18	HE19	HE20	HE21	HE22	HE23	HE24
CINERGY.HUB	24.83	23.53	23.20	22.83	23.28	23.17	23.31	24.00	26.06	30.80	28.65	28.50	22.74	19.86	19.37	17.89	18.07	19.59	20.67	21.74	22.31	21.21	18.12	17.93
FE.HUB	24.79	23.34	23.01	22.54	22.95	22.96	23.30	24.25	26.32	29.78	29.07	28.84	23.17	20.21	19.61	24.39	24.86	28.15	26.73	22.26	22.85	21.71	24.96	24.80
ILLINOIS.HUB	17.45	15.90	14.39	13.38	13.32	14.34	16.13	19.09	20.60	23.16	24.26	23.21	20.35	17.47	15.84	15.29	15.61	20.02	20.65	20.82	21.37	20.17	18.51	14.99
MICHIGAN.HUB	25.27	23.92	23.54	23.12	23.57	23.50	24.22	25.14	27.28	32.02	30.08	29.88	23.94	20.88	20.30	20.54	20.77	23.04	23.52	22.95	23.56	22.39	20.85	20.61
MINN.HUB	16.98	15.30	13.78	12.85	12.81	13.78	15.04	17.73	19.21	21.91	22.54	21.64	18.92	16.09	14.58	13.93	14.29	18.47	19.48	19.54	19.56	18.71	17.64	14.16
WPS	17.53	15.73	13.99	12.84	12.58	13.83	16.41	19.60	21.31	23.79	25.47	24.15	21.46	18.55	16.58	15.99	16.40	21.37	22.09	22.49	22.98	21.76	19.21	14.84
Cleared(GW)	54.0	51.6	50.3	49.8	50.0	50.8	52.1	54.3	56.0	58.7	59.6	59.4	56.5	54.1	51.8	50.2	50.6	55.0	56.9	57.0	57.6	55.8	54.0	50.9



Preliminary Real-Time Prices with Forecasted and Actual System Load

	HE1	HE2	HE3	HE4	HE5	HE6	HE7	HE8	HE9	HE10	HE11	HE12	HE13	HE14	HE15	HE16	HE17	HE18	HE19	HE20	HE21	HE22	HE23	HE24
CINERGY.HUB	20.59	30.04	31.41	33.27	30.57	29.29	18.32	21.05	38.56	34.42	22.54	19.01	17.32	5.58	12.00	19.61	19.03	23.31	15.16	18.67	19.77	20.17	14.78	18.08
FE.HUB	20.89	27.69	17.37	11.80	14.42	19.94	16.05	19.93	37.74	33.67	21.29	20.01	18.51	-0.76	4.63	19.35	18.62	23.91	15.51	19.09	20.43	20.44	15.22	19.54
ILLINOIS.HUB	19.16	0.02	2.90	3.07	-4.35	0.78	18.73	9.72	16.88	14.64	19.69	18.16	16.55	-45.52	-67.24	14.81	7.46	19.32	14.58	17.83	14.60	11.93	14.16	-10.53
MICHIGAN.HUB	21.19	29.06	30.48	31.55	29.86	29.35	18.67	21.11	38.98	34.79	21.51	19.79	18.13	1.70	8.56	20.02	19.49	24.63	15.80	19.50	20.89	21.13	15.32	18.95
MINN.HUB	18.36	-0.80	2.27	2.50	-4.93	-0.13	10.88	-4.58	13.57	13.99	19.60	17.98	16.10	-44.95	-66.66	6.87	7.11	18.55	14.49	17.67	14.35	11.47	13.77	-10.86
WPS	20.07	-6.00	-3.19	-3.44	-12.10	-5.27	15.22	-1.02	12.15	11.90	21.50	19.45	17.58	-58.34	-87.49	9.53	5.41	19.68	15.54	18.84	14.32	10.77	14.71	-17.32
Forecasted(GW)	58.3	55.7	54.4	53.5	53.1	53.2	54.2	55.6	56.5	58.1	58.6	58.2	56.5	54.1	51.8	50.1	49.9	51.9	54.4	55.3	55.3	55.1	54.3	52.2
(RT) - (DA Load)	0.96	1.01	0.90	0.76	0.57	0.56	0.85	0.76	0.50	-0.40	-0.37	-0.41	0.85	0.39	0.05	0.11	-0.71	-2.62	-1.51	-1.54	-2.08	-0.61	-0.23	0.67

