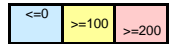


MISO Daily Report

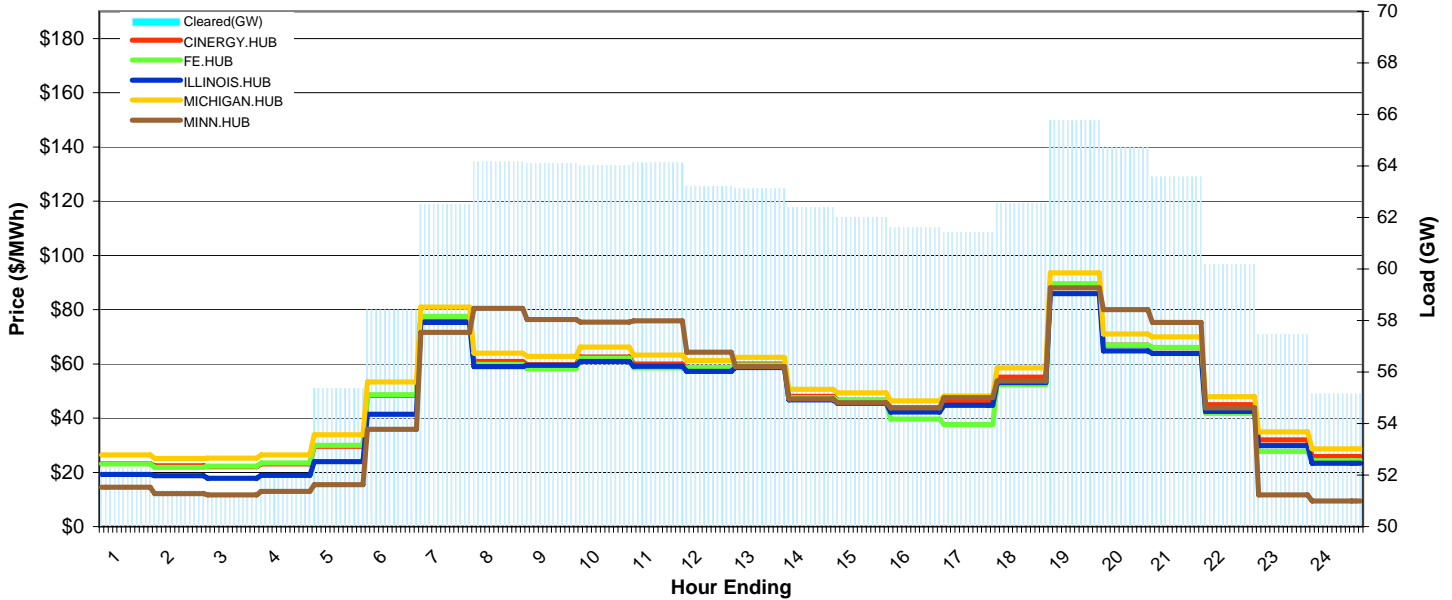
Delivery Day: Thursday, November 1, 2007

Price Color Codes:



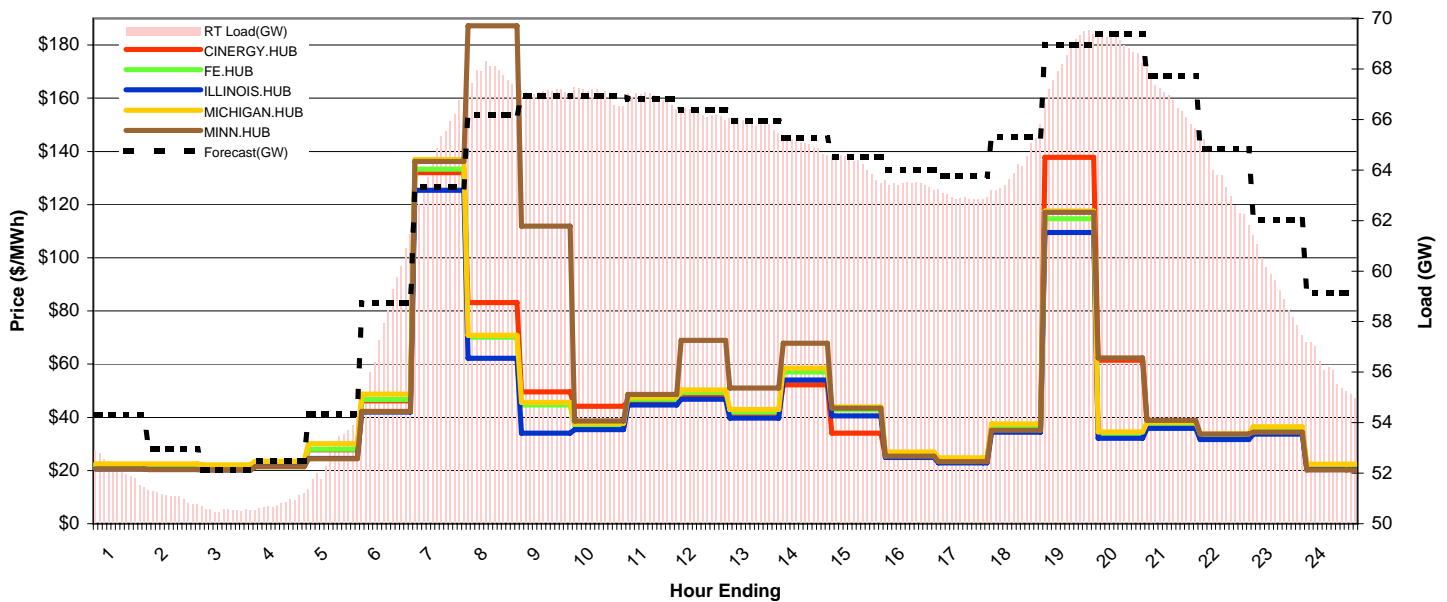
Day-Ahead Prices and Cleared Load

	HE1	HE2	HE3	HE4	HE5	HE6	HE7	HE8	HE9	HE10	HE11	HE12	HE13	HE14	HE15	HE16	HE17	HE18	HE19	HE20	HE21	HE22	HE23	HE24
CINERGY.HUB	23.29	22.38	22.07	23.17	29.57	48.42	76.51	60.87	59.72	62.60	60.00	58.36	60.00	48.00	46.58	43.73	46.13	55.13	88.38	66.94	65.91	45.00	31.98	25.86
FE.HUB	23.17	21.86	22.35	23.49	29.97	48.58	77.50	59.84	58.16	62.12	58.59	58.48	59.54	47.51	46.55	39.62	37.61	52.36	89.61	66.89	66.14	41.80	27.77	24.31
ILLINOIS.HUB	19.24	18.82	17.85	18.85	23.91	41.43	75.28	58.99	59.49	60.86	59.10	57.26	58.66	46.77	45.44	42.21	44.75	53.16	85.94	64.78	63.80	42.46	29.86	23.35
MICHIGAN.HUB	26.43	25.12	25.22	26.41	33.88	53.39	80.94	63.98	62.82	66.25	63.24	61.19	62.41	50.67	49.30	46.40	48.20	58.56	93.60	71.09	69.97	47.89	34.93	28.71
MINN.HUB	14.53	12.13	11.69	12.98	15.43	35.88	71.64	60.52	76.35	75.42	75.91	64.28	59.05	47.09	45.70	43.73	47.58	53.67	87.98	80.04	75.27	43.80	11.63	9.45
Cleared(GW)	52.3	51.4	51.2	52.0	55.4	58.4	62.5	64.2	64.1	64.0	64.1	63.2	63.1	62.4	62.0	61.6	61.4	62.5	65.8	64.7	63.6	60.2	57.5	55.2



Preliminary Real-Time Prices with Forecasted and Actual System Load

	HE1	HE2	HE3	HE4	HE5	HE6	HE7	HE8	HE9	HE10	HE11	HE12	HE13	HE14	HE15	HE16	HE17	HE18	HE19	HE20	HE21	HE22	HE23	HE24
CINERGY.HUB	21.47	21.39	21.07	22.45	27.85	46.22	131.95	83.20	49.53	44.16	46.17	48.49	41.49	52.20	34.08	25.73	24.02	36.04	137.78	61.49	37.00	32.75	35.04	21.44
FE.HUB	21.83	21.71	21.37	22.75	28.03	46.72	133.28	70.18	44.68	37.11	46.84	49.32	41.98	57.09	42.85	26.26	24.19	36.64	114.65	33.74	37.36	33.10	35.45	21.73
ILLINOIS.HUB	20.55	20.47	20.17	21.50	24.52	42.05	125.44	62.21	34.05	35.38	44.63	46.78	39.72	54.08	40.61	24.88	22.84	34.42	109.48	32.17	35.89	31.70	33.70	20.49
MICHIGAN.HUB	22.50	22.47	22.11	23.49	30.11	48.76	136.98	70.83	45.59	37.81	47.70	50.35	42.95	58.44	43.92	26.96	24.78	37.49	117.51	34.53	38.12	33.83	36.49	22.43
MINN.HUB	20.62	20.32	20.27	21.38	24.39	42.24	136.24	187.23	111.92	38.64	48.58	68.98	50.98	67.82	43.43	25.42	23.39	35.16	117.03	62.34	38.92	33.68	34.43	20.18
Forecasted(GW)	54.3	52.9	52.1	52.5	54.3	58.7	63.3	66.2	66.9	66.9	66.8	66.4	65.9	65.2	64.5	64.0	63.8	65.3	69.0	69.4	67.7	64.8	62.0	59.1
(RT) - (DA Load)	-0.13	-0.32	-0.69	-1.16	-2.50	-0.28	2.24	3.59	3.01	2.98	2.74	3.02	2.75	2.63	2.21	1.83	1.51	1.59	2.71	4.28	3.20	3.36	1.93	0.87



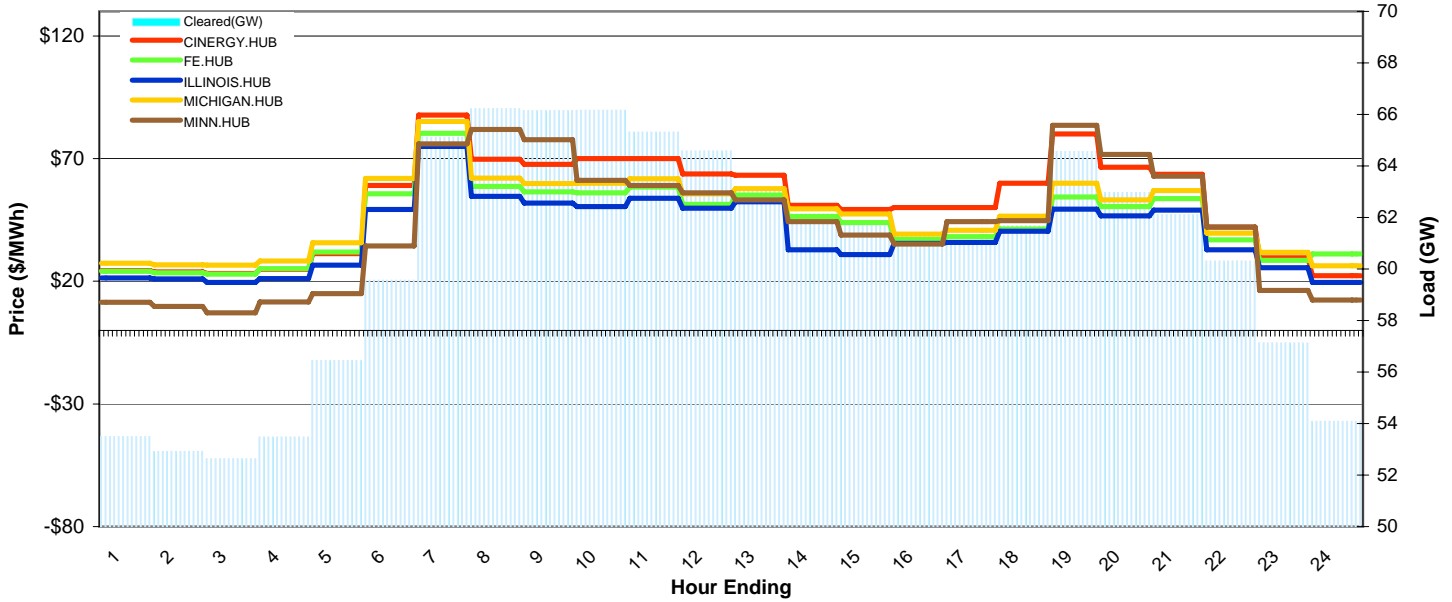
MISO Daily Report

Delivery Day: Friday, November 2, 2007

Price Color Codes: ≤0 ≥100 ≥200

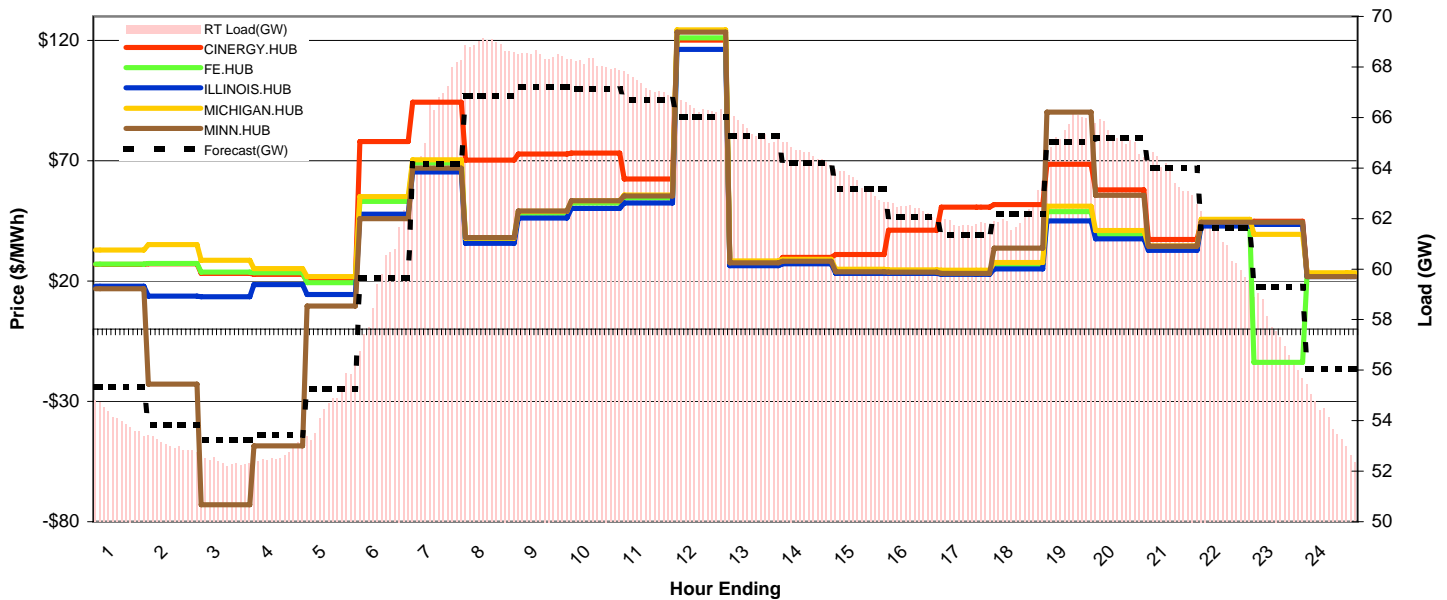
Day-Ahead Prices and Cleared Load

	HE1	HE2	HE3	HE4	HE5	HE6	HE7	HE8	HE9	HE10	HE11	HE12	HE13	HE14	HE15	HE16	HE17	HE18	HE19	HE20	HE21	HE22	HE23	HE24
CINERGY.HUB	24.36	23.80	23.16	24.86	31.31	59.08	87.77	69.75	67.70	70.00	70.00	63.72	63.17	50.90	49.32	50.00	50.00	60.00	80.00	66.46	63.61	42.09	29.60	22.20
FE.HUB	24.12	23.45	22.89	25.15	31.93	55.67	80.35	58.66	56.46	55.99	58.38	51.31	55.11	46.36	43.92	36.94	38.21	41.31	54.41	50.43	53.64	36.83	28.52	31.13
ILLINOIS.HUB	21.40	20.97	19.49	21.03	26.52	49.31	75.01	54.67	51.93	50.47	53.88	49.75	52.42	32.85	30.93	35.50	35.81	40.37	49.44	46.68	49.04	32.84	25.55	19.58
MICHIGAN.HUB	27.35	26.71	26.58	28.30	35.67	61.93	85.19	62.08	59.80	59.97	61.78	55.68	57.70	49.51	47.49	39.17	40.74	46.48	59.98	53.16	56.97	39.61	31.84	26.26
MINN.HUB	11.46	9.74	7.18	11.52	14.94	34.40	75.94	81.89	77.72	61.15	59.00	56.00	53.11	44.33	38.83	35.21	44.28	44.67	83.60	71.72	62.78	42.04	16.28	12.31
Cleared(GW)	53.5	52.9	52.6	53.5	56.4	59.6	65.1	66.2	66.2	66.2	65.3	64.6	63.0	62.1	61.8	61.3	61.0	61.7	64.6	63.0	62.1	60.3	57.1	54.1



Preliminary Real-Time Prices with Forecasted and Actual System Load

	HE1	HE2	HE3	HE4	HE5	HE6	HE7	HE8	HE9	HE10	HE11	HE12	HE13	HE14	HE15	HE16	HE17	HE18	HE19	HE20	HE21	HE22	HE23	HE24
CINERGY.HUB	26.97	27.15	23.23	22.81	20.01	78.01	94.41	70.28	72.87	73.18	62.45	120.20	27.30	29.82	31.03	41.20	50.77	51.81	68.58	57.85	37.28	44.30	44.91	22.85
FE.HUB	27.05	27.34	23.77	23.43	19.30	53.10	69.06	37.30	48.15	52.46	54.54	121.11	27.53	28.22	24.25	24.06	23.83	26.75	48.81	39.49	33.83	43.59	-13.77	22.97
ILLINOIS.HUB	17.85	13.78	13.55	18.53	14.37	47.87	65.37	35.70	46.19	50.22	52.49	116.35	26.42	27.13	23.22	23.19	22.82	25.08	45.08	37.52	32.79	42.94	43.53	21.91
MICHIGAN.HUB	32.89	35.15	28.67	25.18	21.87	55.09	70.37	37.90	48.96	53.41	55.76	124.39	28.41	29.07	24.92	24.73	24.51	27.68	51.11	40.97	34.68	45.67	39.38	23.48
MINN.HUB	16.88	-22.77	-72.90	-48.43	9.62	45.99	66.94	38.13	49.10	53.33	55.43	123.47	27.54	28.21	23.89	23.71	23.23	33.76	90.21	55.71	34.54	44.50	44.50	21.82
Forecasted(GW)	55.3	53.8	53.2	53.4	55.3	59.7	64.2	66.9	67.2	67.1	66.7	66.0	65.3	64.2	63.2	62.1	61.4	62.2	65.0	65.2	64.0	61.6	59.3	56.0
(RT) - (DA Load)	0.57	0.10	-0.27	-0.85	-1.77	0.28	1.11	2.65	2.30	1.95	1.92	1.81	2.48	2.45	1.55	1.11	0.84	0.51	0.93	2.26	1.55	0.60	0.28	-0.20



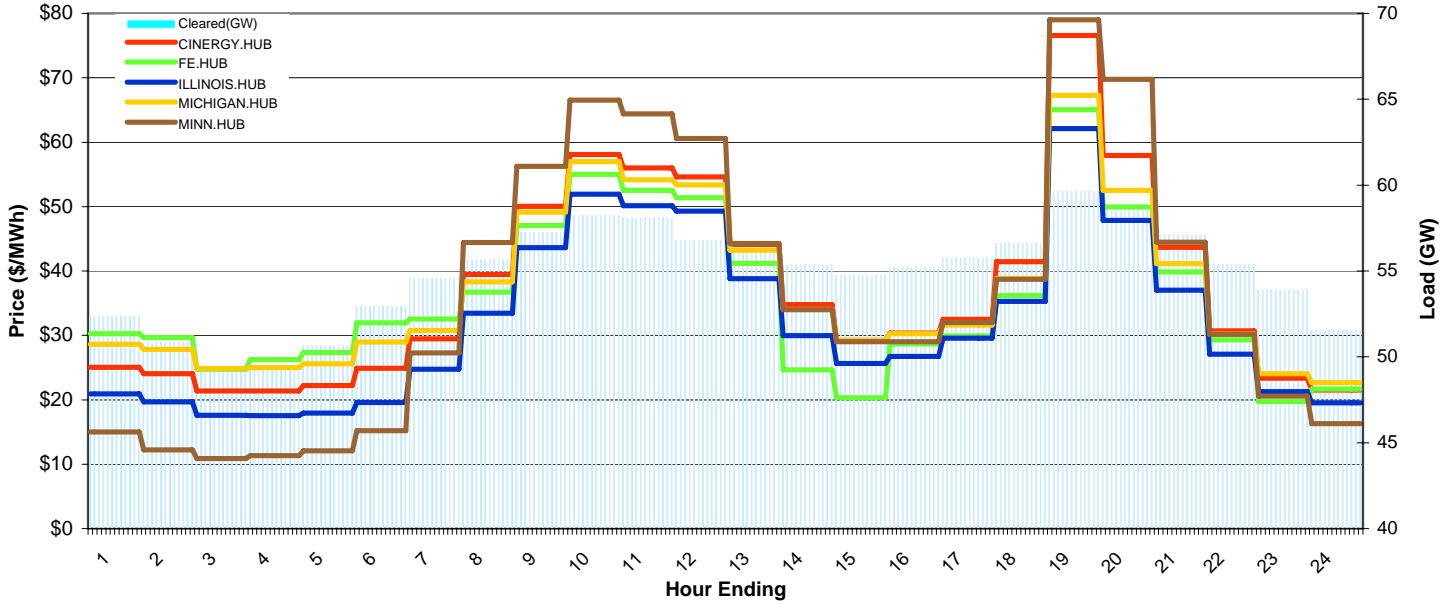
MISO Daily Report

Delivery Day: Saturday, November 3, 2007

Price Color Codes: ≤0 ≥100 ≥200

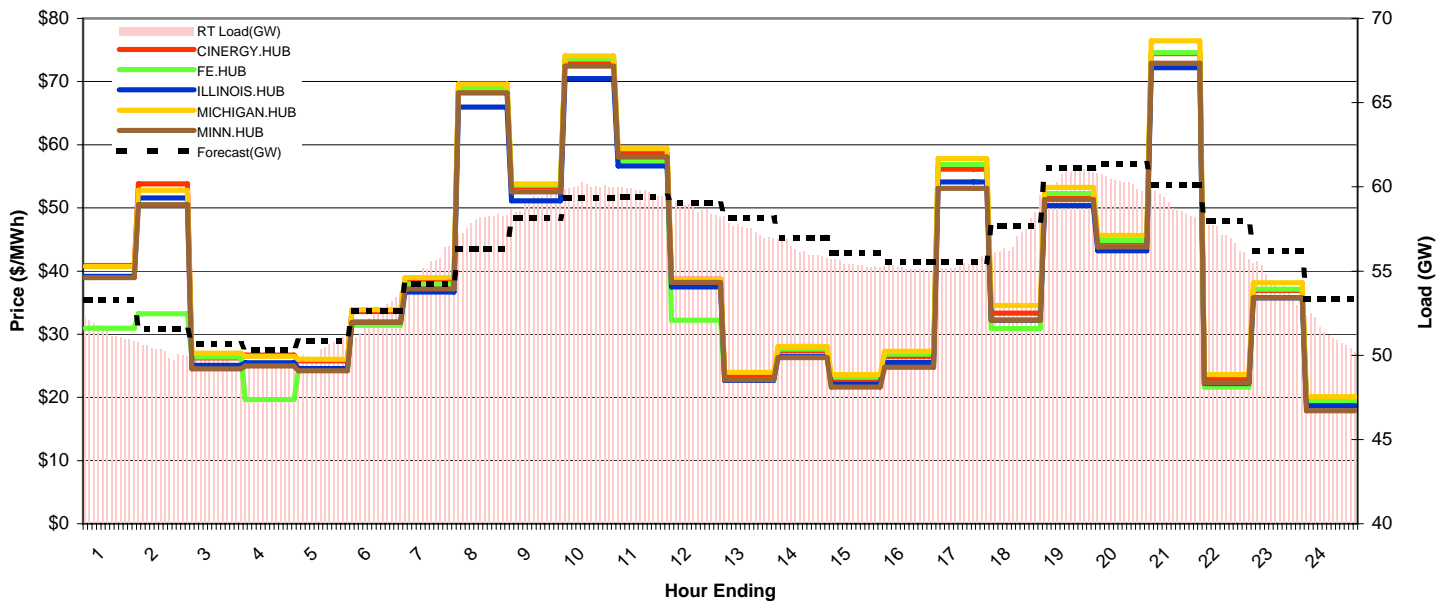
Day-Ahead Prices and Cleared Load

	HE1	HE2	HE3	HE4	HE5	HE6	HE7	HE8	HE9	HE10	HE11	HE12	HE13	HE14	HE15	HE16	HE17	HE18	HE19	HE20	HE21	HE22	HE23	HE24
CINERGY.HUB	25.05	24.03	21.38	21.38	22.22	24.87	29.46	39.46	50.03	58.09	55.99	54.60	44.13	34.77	29.23	30.35	32.49	41.42	76.58	57.94	43.67	30.71	23.37	21.51
FE.HUB	30.25	29.66	24.77	26.23	27.34	31.94	32.53	36.73	47.08	54.99	52.54	51.40	41.17	24.66	20.33	28.69	29.90	36.16	65.06	49.94	39.83	29.30	19.71	21.66
ILLINOIS.HUB	20.93	19.67	17.61	17.55	17.92	19.60	24.77	33.44	43.64	51.92	50.15	49.31	38.83	29.96	25.62	26.73	29.56	35.26	62.13	47.86	37.00	27.10	21.27	19.55
MICHIGAN.HUB	28.64	27.82	24.84	24.97	25.61	28.99	30.78	38.31	49.16	56.99	54.17	53.36	43.23	34.05	29.20	30.26	31.59	38.84	67.29	52.52	41.13	30.21	24.07	22.68
MINN.HUB	15.03	12.23	10.87	11.33	12.07	15.19	27.26	44.42	56.23	66.55	64.40	60.59	44.29	34.00	29.00	29.02	32.00	38.71	79.03	69.74	44.45	30.18	20.56	16.28
Cleared(GW)	52.4	50.8	49.2	49.4	50.6	52.9	54.6	55.7	57.3	58.2	58.1	56.8	56.4	55.4	54.8	55.2	55.8	56.6	59.6	58.8	57.1	55.4	53.9	51.5



Preliminary Real-Time Prices with Forecasted and Actual System Load

	HE1	HE2	HE3	HE4	HE5	HE6	HE7	HE8	HE9	HE10	HE11	HE12	HE13	HE14	HE15	HE16	HE17	HE18	HE19	HE20	HE21	HE22	HE23	HE24
CINERGY.HUB	40.90	53.79	26.24	26.70	25.81	33.58	38.49	68.90	53.29	73.17	58.64	38.69	23.49	27.36	22.95	26.52	56.15	33.35	51.89	44.56	74.41	22.87	36.95	19.37
FE.HUB	30.98	33.24	26.41	19.67	24.32	31.43	37.96	69.02	53.58	73.55	57.45	32.21	22.68	27.64	23.21	26.85	56.89	30.89	52.30	44.85	74.57	21.61	37.14	19.49
ILLINOIS.HUB	39.17	51.56	25.10	25.46	24.55	31.90	36.66	65.97	51.12	70.47	56.64	37.51	22.71	26.47	22.16	25.53	54.10	32.24	50.37	43.23	72.20	22.18	35.77	18.64
MICHIGAN.HUB	40.75	52.77	27.02	26.51	26.05	33.88	38.97	69.59	53.80	74.08	59.36	38.68	23.95	28.06	23.60	27.29	57.80	34.57	53.24	45.67	76.43	23.60	38.13	20.09
MINN.HUB	38.95	50.52	24.51	24.97	24.24	31.86	37.18	68.19	52.55	72.46	58.07	38.19	22.79	26.32	21.61	24.80	53.11	32.22	51.32	43.82	72.93	22.29	35.77	17.90
Forecasted(GW)	53.3	51.5	50.7	50.3	50.9	52.7	54.2	56.3	58.1	59.4	59.4	59.0	58.1	57.0	56.1	55.5	55.6	57.7	61.1	61.4	60.1	58.0	56.2	53.3
(RT) - (DA Load)	-0.94	-0.58	0.59	0.17	-0.26	-0.54	0.73	2.32	1.99	1.78	1.64	1.98	1.09	0.92	0.65	-0.02	-0.35	0.51	0.89	1.43	1.77	1.62	0.35	-0.28



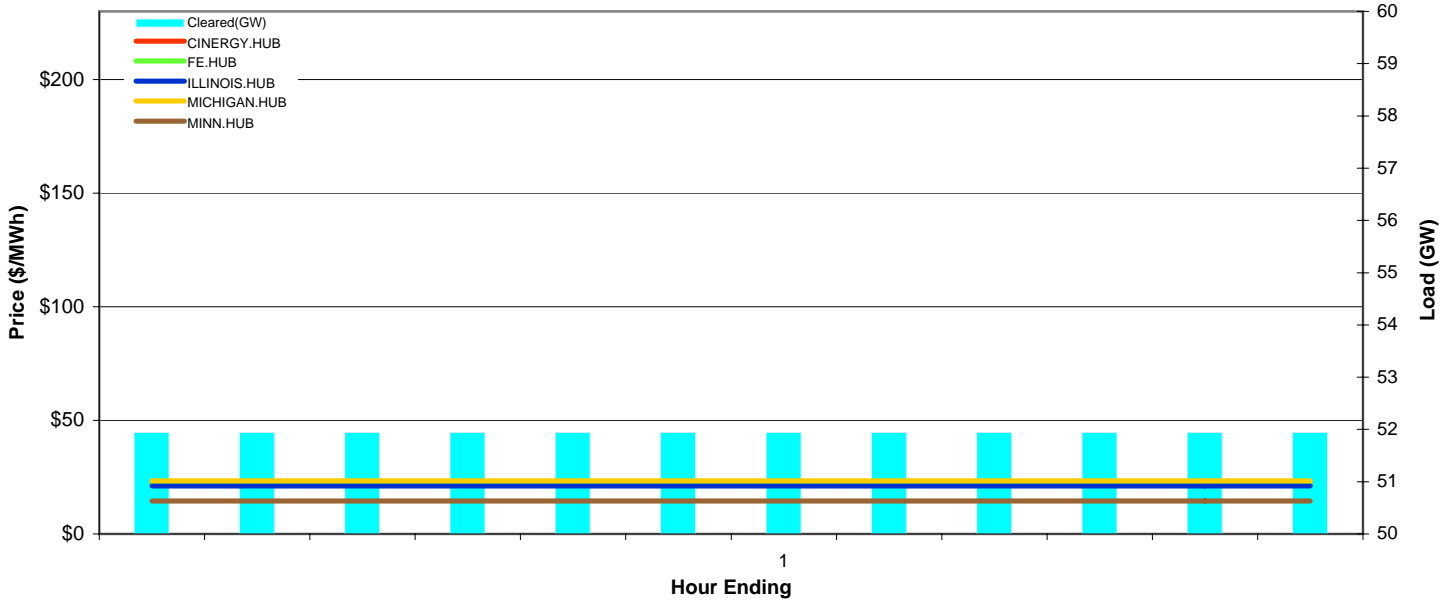
MISO Daily Report

Delivery Day: Monday, November 5, 2007

Price Color Codes: ≤0 >=100 >=200

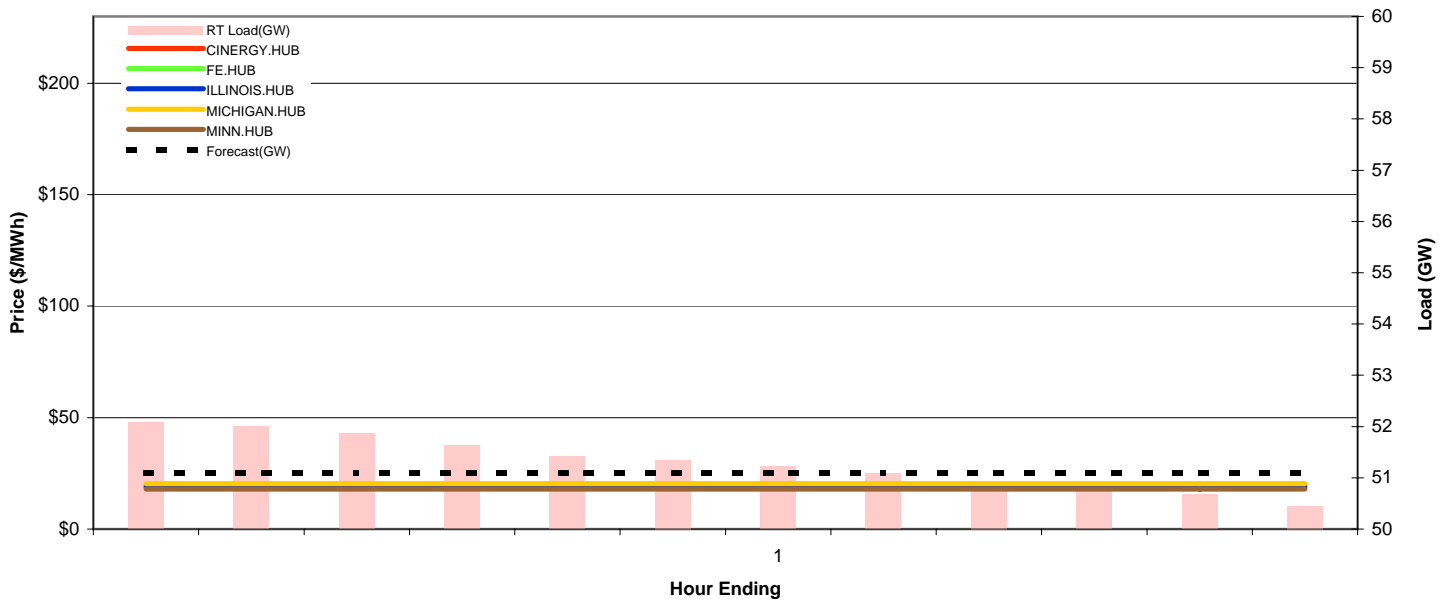
Day-Ahead Prices and Cleared Load

	HE1	HE2	HE3	HE4	HE5	HE6	HE7	HE8	HE9	HE10	HE11	HE12	HE13	HE14	HE15	HE16	HE17	HE18	HE19	HE20	HE21	HE22	HE23	HE24
CINERGY.HUB	22.10	21.98	21.87	21.82	22.41	30.91	59.80	61.74	60.08	59.43	65.52	61.05	60.64	55.44	51.25	49.51	46.94	58.15	87.25	73.32	61.48	49.58	35.85	25.29
FE.HUB	22.20	22.07	21.96	22.26	22.58	30.99	60.34	60.43	58.77	57.17	64.21	60.34	60.35	55.67	51.26	49.62	46.39	62.65	86.89	69.53	59.92	50.38	36.63	32.25
ILLINOIS.HUB	21.11	20.63	20.52	20.39	20.94	29.11	58.12	57.69	56.15	54.52	61.59	57.11	55.82	51.66	47.55	46.19	43.57	54.18	82.85	65.54	56.75	47.49	33.43	23.44
MICHIGAN.HUB	23.42	23.43	23.35	23.37	24.00	32.97	61.82	62.11	60.51	59.46	66.39	61.85	62.02	57.89	53.43	51.65	47.49	60.11	89.05	70.95	61.23	51.64	37.74	27.19
MINN.HUB	14.54	11.34	10.75	10.72	11.35	19.14	66.89	92.73	92.64	85.98	80.17	79.38	77.97	68.58	66.65	58.54	63.51	91.00	117.37	114.13	90.53	74.39	54.04	42.32
Cleared(GW)	51.9	51.6	51.2	51.7	53.2	57.2	61.2	64.2	63.7	64.8	64.6	64.7	64.6	64.1	63.5	63.1	63.3	65.5	66.9	67.0	65.9	63.2	61.5	59.1



Preliminary Real-Time Prices with Forecasted and Actual System Load

	HE1	HE2	HE3	HE4	HE5	HE6	HE7	HE8	HE9	HE10	HE11	HE12	HE13	HE14	HE15	HE16	HE17	HE18	HE19	HE20	HE21	HE22	HE23	HE24
CINERGY.HUB	19.49	19.36	17.77	19.28	21.51	18.52	24.83	31.96	37.00	29.11	59.80	43.97	78.79	48.66	68.36	32.36	42.66	76.63	123.76	40.67	55.60	94.98	46.29	29.21
FE.HUB	19.71	19.62	18.02	19.57	21.81	18.79	25.15	32.30	37.45	29.47	60.40	44.56	79.76	49.36	69.12	32.80	43.28	78.35	125.18	41.01	56.01	95.58	46.59	29.47
ILLINOIS.HUB	18.77	18.62	13.88	16.46	17.40	15.47	23.34	30.68	35.67	28.20	57.77	42.48	76.11	46.91	66.29	31.40	41.34	74.21	121.48	39.40	54.73	93.23	45.61	28.66
MICHIGAN.HUB	20.42	20.38	18.74	20.43	22.64	19.32	25.83	33.18	38.46	30.29	62.56	45.94	82.60	51.10	72.21	34.38	45.35	81.58	130.00	42.60	57.96	99.34	48.50	30.64
MINN.HUB	17.99	17.89	12.72	5.78	15.00	14.62	20.42	30.35	60.29	40.61	60.34	52.29	81.65	49.78	69.84	32.91	43.34	95.95	226.13	98.34	73.78	110.23	68.70	29.19
Forecasted(GW)	51.1	50.1	49.8	50.3	51.6	55.2	60.9	65.8	67.2	67.4	67.4	67.3	66.9	66.4	65.8	65.2	65.6	67.7	70.0	69.7	68.4	65.7	62.8	58.8
(RT) - (DA Load)	-0.65	#DIV/0!	#DIV/0!	#DIV/0!	#DIV/0!	#DIV/0!	#DIV/0!	#DIV/0!	#DIV/0!	#DIV/0!	#DIV/0!	#DIV/0!	#DIV/0!	#DIV/0!	#DIV/0!	#DIV/0!	#DIV/0!	#DIV/0!	#DIV/0!	#DIV/0!	#DIV/0!	#DIV/0!	#DIV/0!	#DIV/0!



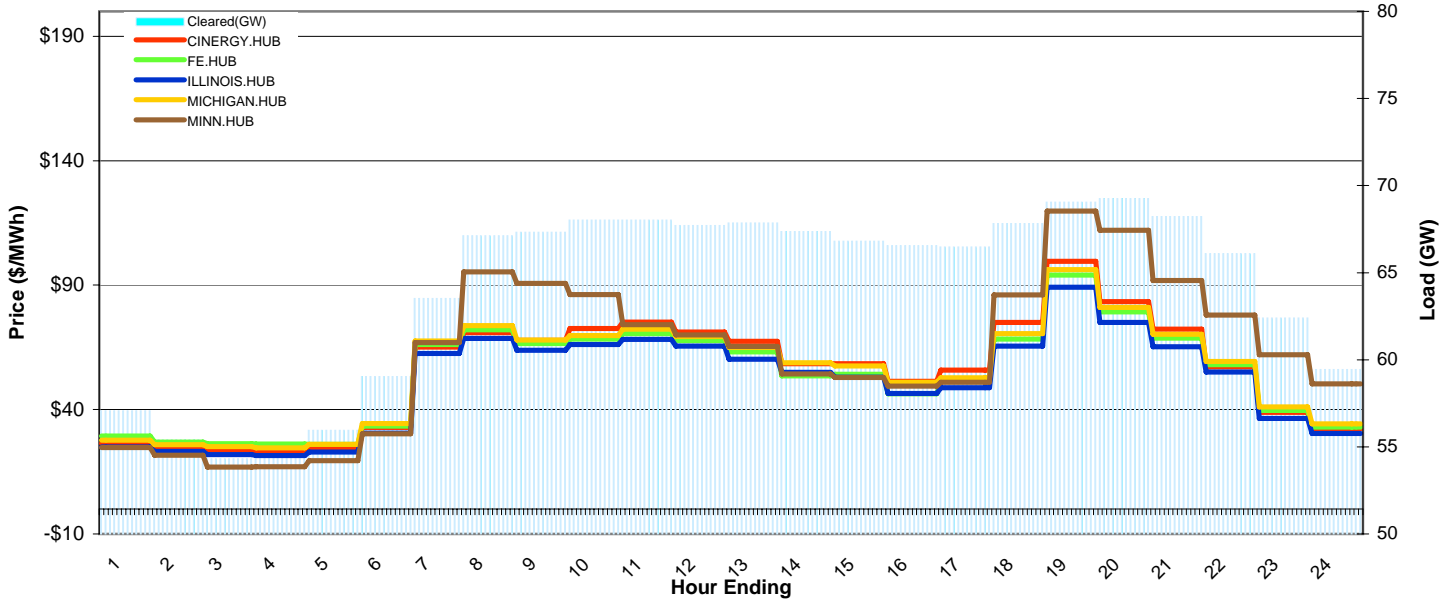
MISO Daily Report

Delivery Day: Tuesday, November 6, 2007

Price Color Codes: ≤0 ≥100 ≥200

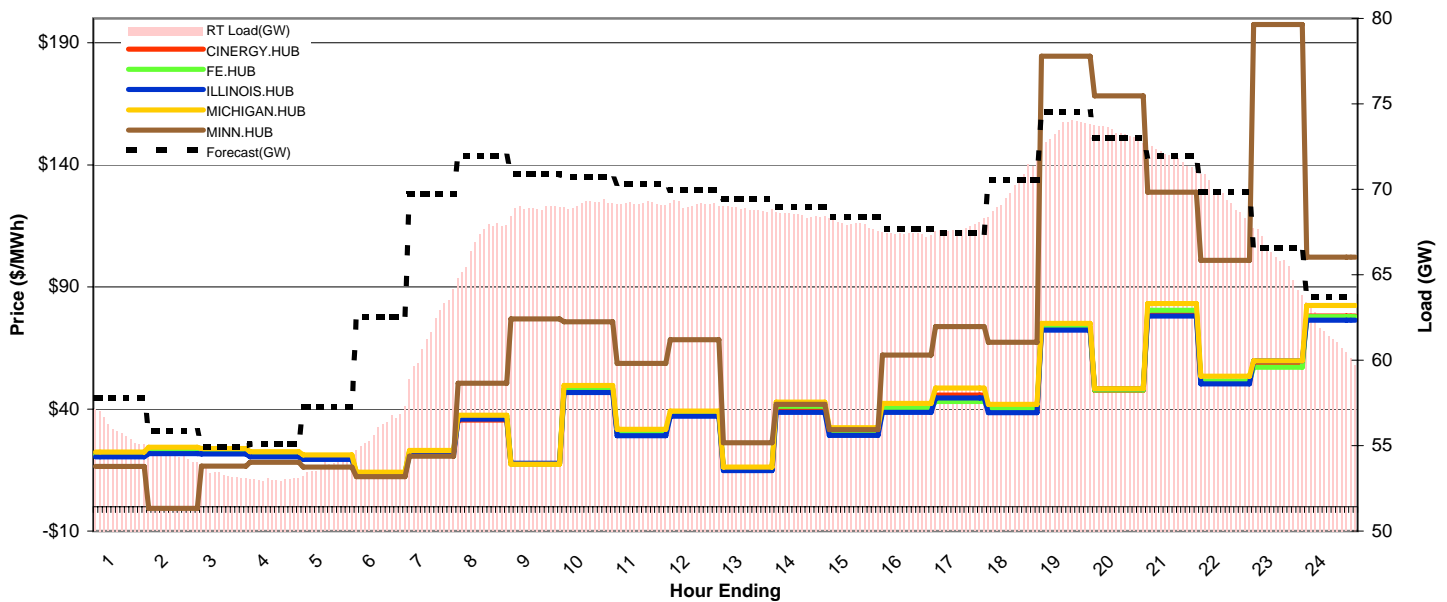
Day-Ahead Prices and Cleared Load

	HE1	HE2	HE3	HE4	HE5	HE6	HE7	HE8	HE9	HE10	HE11	HE12	HE13	HE14	HE15	HE16	HE17	HE18	HE19	HE20	HE21	HE22	HE23	HE24
CINERGY.HUB	26.41	24.63	23.75	23.37	24.78	32.81	65.15	70.85	67.79	72.58	75.10	71.17	67.40	58.38	58.38	51.28	55.83	75.00	99.57	83.38	72.30	57.18	38.82	32.32
FE.HUB	29.36	26.93	26.24	26.15	25.97	33.28	66.07	72.01	66.56	68.26	70.52	67.67	63.20	53.47	54.18	46.33	51.28	68.30	94.09	79.31	68.75	58.01	39.62	32.98
ILLINOIS.HUB	24.93	23.12	21.88	21.47	22.91	30.57	62.54	68.53	63.84	66.16	68.22	65.46	60.20	54.91	52.96	46.46	48.73	65.55	89.20	74.98	65.22	55.02	36.45	30.38
MICHIGAN.HUB	27.74	25.90	25.11	24.65	26.01	34.34	67.57	73.68	67.94	69.74	72.29	69.40	64.91	58.79	57.55	50.96	52.74	70.46	96.22	81.09	70.23	59.32	41.06	34.18
MINN.HUB	24.73	21.63	16.86	17.00	19.45	30.27	66.89	95.32	90.66	86.15	74.05	69.95	65.34	54.30	52.94	49.46	51.01	86.00	119.72	112.03	91.82	78.00	62.02	50.34
Cleared(GW)	57.1	55.4	54.3	54.6	56.0	59.0	63.5	67.1	67.3	68.0	68.0	67.7	67.9	67.4	66.8	66.6	66.5	67.8	69.1	69.3	68.2	66.1	62.4	59.4



Preliminary Real-Time Prices with Forecasted and Actual System Load

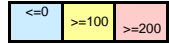
	HE1	HE2	HE3	HE4	HE5	HE6	HE7	HE8	HE9	HE10	HE11	HE12	HE13	HE14	HE15	HE16	HE17	HE18	HE19	HE20	HE21	HE22	HE23	HE24
CINERGY.HUB	21.07	22.76	22.38	21.14	20.13	13.57	22.31	35.55	17.48	47.81	30.09	37.77	15.49	40.66	30.61	39.34	45.73	39.43	72.77	47.68	79.80	51.14	59.03	78.09
FE.HUB	21.38	23.14	22.73	21.48	20.42	13.77	22.67	37.01	17.50	48.35	30.54	38.15	15.68	41.17	31.03	40.28	43.05	40.22	73.46	47.87	80.48	51.49	57.13	77.80
ILLINOIS.HUB	20.46	21.68	21.53	20.39	19.34	13.02	21.44	35.82	17.75	46.73	29.08	37.00	14.77	38.61	29.15	38.61	44.53	38.47	72.26	48.29	78.09	50.36	59.79	76.44
MICHIGAN.HUB	22.33	24.33	23.80	22.46	21.25	14.10	23.05	37.49	17.40	49.69	31.66	39.22	16.18	42.83	32.28	42.26	48.62	41.96	75.14	48.35	83.20	53.41	59.77	82.36
MINN.HUB	16.46	-0.67	16.55	18.24	16.18	12.35	20.71	50.55	76.96	75.76	58.65	68.42	26.21	41.85	31.60	62.15	73.75	67.33	184.51	168.24	128.81	100.94	197.50	102.20
Forecasted(GW)	57.8	55.9	54.9	55.1	57.3	62.5	69.7	71.9	70.9	70.7	70.3	70.0	69.4	68.9	68.4	67.7	67.5	70.6	74.5	73.0	71.9	69.8	66.6	63.7
(RT) - (DA Load)	-1.17	-0.93	-0.98	-1.62	-2.11	-3.04	-1.85	-0.17	1.56	1.13	1.15	1.42	1.00	1.13	1.15	0.85	1.26	2.23	4.45	4.06	3.67	3.42	3.56	2.03



MISO Daily Report

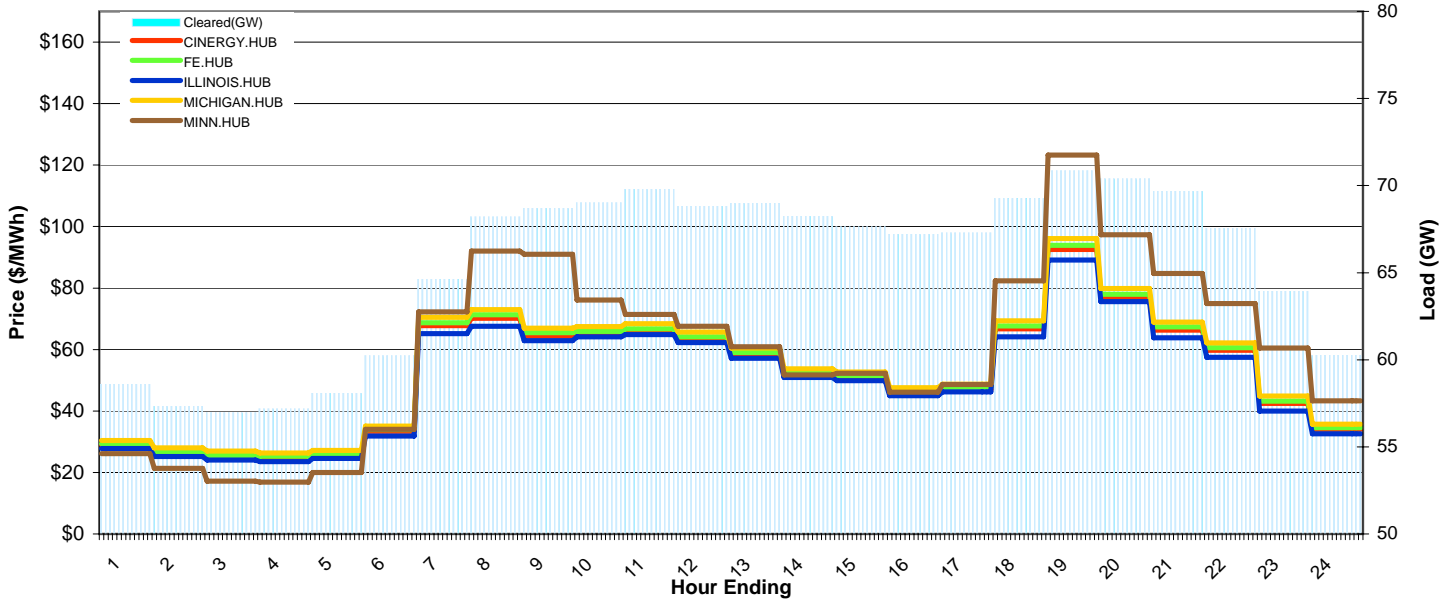
Delivery Day: Wednesday, November 7, 2007

Price Color Codes:



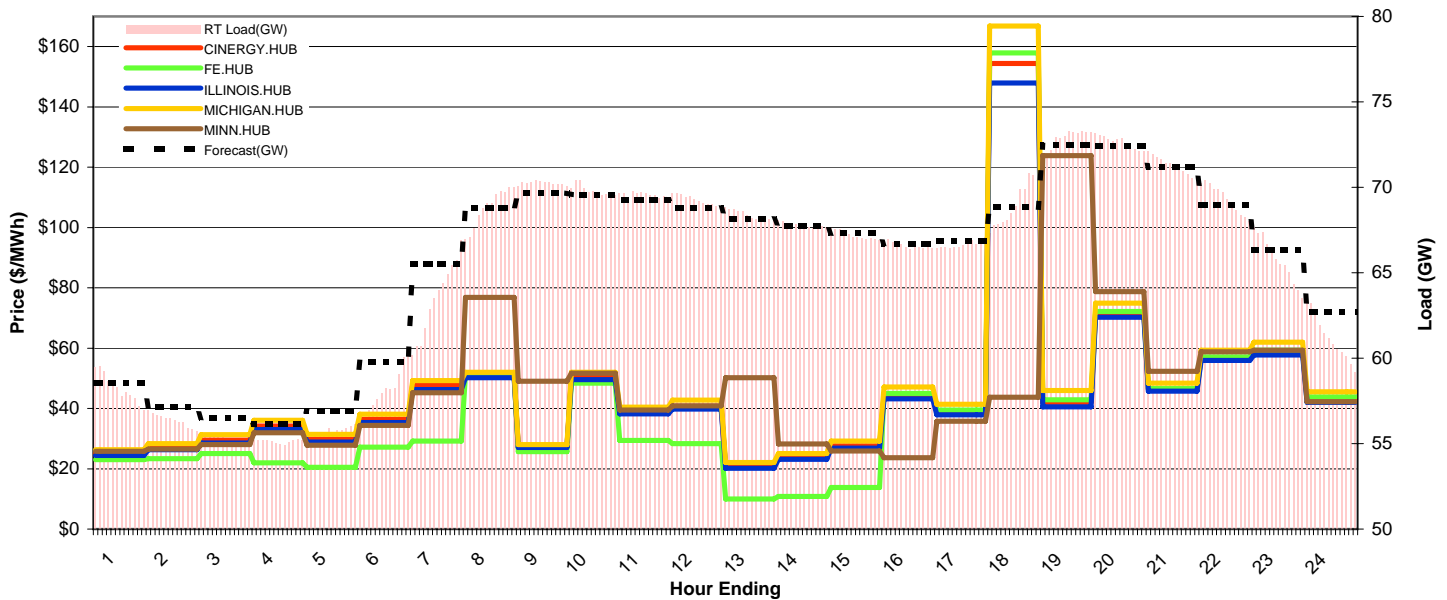
Day-Ahead Prices and Cleared Load

	HE1	HE2	HE3	HE4	HE5	HE6	HE7	HE8	HE9	HE10	HE11	HE12	HE13	HE14	HE15	HE16	HE17	HE18	HE19	HE20	HE21	HE22	HE23	HE24
CINERGY.HUB	29.03	26.56	25.50	24.90	25.75	33.45	67.79	70.14	64.36	64.82	65.72	63.08	58.00	51.52	50.52	45.55	46.86	66.73	92.53	76.83	66.29	59.74	42.46	34.09
FE.HUB	29.31	26.64	25.50	25.25	25.80	33.97	68.75	71.30	65.49	65.89	66.77	64.11	59.02	52.38	51.39	46.39	47.53	67.71	93.94	77.99	67.33	60.62	43.24	34.61
ILLINOIS.HUB	27.79	25.20	24.05	23.52	24.59	31.90	65.18	67.59	62.90	64.09	64.82	62.24	57.11	50.90	49.91	44.94	46.17	64.16	89.10	75.58	63.83	57.45	39.93	32.54
MICHIGAN.HUB	30.42	27.97	26.94	26.33	27.13	35.04	70.46	73.00	66.97	67.48	68.44	65.72	60.50	53.69	52.68	47.54	48.72	69.38	96.13	79.84	68.95	62.10	44.90	35.75
MINN.HUB	26.08	21.39	17.21	16.86	20.00	34.03	72.22	92.00	91.03	76.09	71.40	67.52	60.90	51.76	52.25	46.10	48.57	82.38	123.22	97.36	84.73	75.00	60.44	43.27
Cleared(GW)	58.6	57.3	57.0	57.2	58.1	60.2	64.6	68.2	68.7	69.0	69.8	68.8	69.0	68.2	67.6	67.2	67.3	69.3	70.8	70.4	69.7	67.6	63.9	60.3



Preliminary Real-Time Prices with Forecasted and Actual System Load

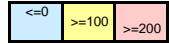
	HE1	HE2	HE3	HE4	HE5	HE6	HE7	HE8	HE9	HE10	HE11	HE12	HE13	HE14	HE15	HE16	HE17	HE18	HE19	HE20	HE21	HE22	HE23	HE24
CINERGY.HUB	25.13	27.13	29.49	34.15	29.76	36.40	47.93	50.95	27.32	50.44	38.97	40.75	20.64	23.63	27.55	44.26	38.82	154.35	42.01	71.50	46.33	56.87	58.98	43.35
FE.HUB	23.05	23.32	25.07	22.00	20.52	27.13	29.21	51.41	25.72	48.44	29.39	28.36	10.01	10.84	13.82	45.02	39.52	157.87	42.88	72.13	46.59	57.11	59.31	43.78
ILLINOIS.HUB	24.46	26.30	28.58	33.05	28.86	35.30	46.25	50.22	27.06	49.54	38.20	39.78	20.16	23.09	26.86	43.18	37.86	147.95	40.57	70.25	45.74	55.91	57.69	42.07
MICHIGAN.HUB	26.37	28.38	31.33	36.03	31.37	38.14	49.29	52.04	28.02	51.96	40.47	42.73	22.08	25.00	29.22	47.07	41.36	166.77	46.00	74.89	48.37	59.28	61.92	45.49
MINN.HUB	25.83	26.48	27.99	31.96	27.80	34.41	45.19	76.80	49.06	51.66	39.44	40.88	50.18	28.27	25.85	23.71	35.72	43.71	123.79	78.72	52.33	58.76	59.32	42.27
Forecasted(GW)	58.5	57.1	56.5	56.1	56.9	59.8	65.5	68.8	69.7	69.6	69.3	68.8	68.1	67.8	67.3	66.7	66.9	68.8	72.5	72.4	71.2	69.0	66.3	62.7
(RT) - (DA Load)	-0.34	-0.97	-1.65	-2.05	-2.42	-2.21	-1.20	0.61	1.51	0.81	-0.26	0.45	-0.62	-0.48	-0.46	-0.62	-0.67	-0.23	1.92	2.24	1.56	1.76	1.80	0.91



MISO Daily Report

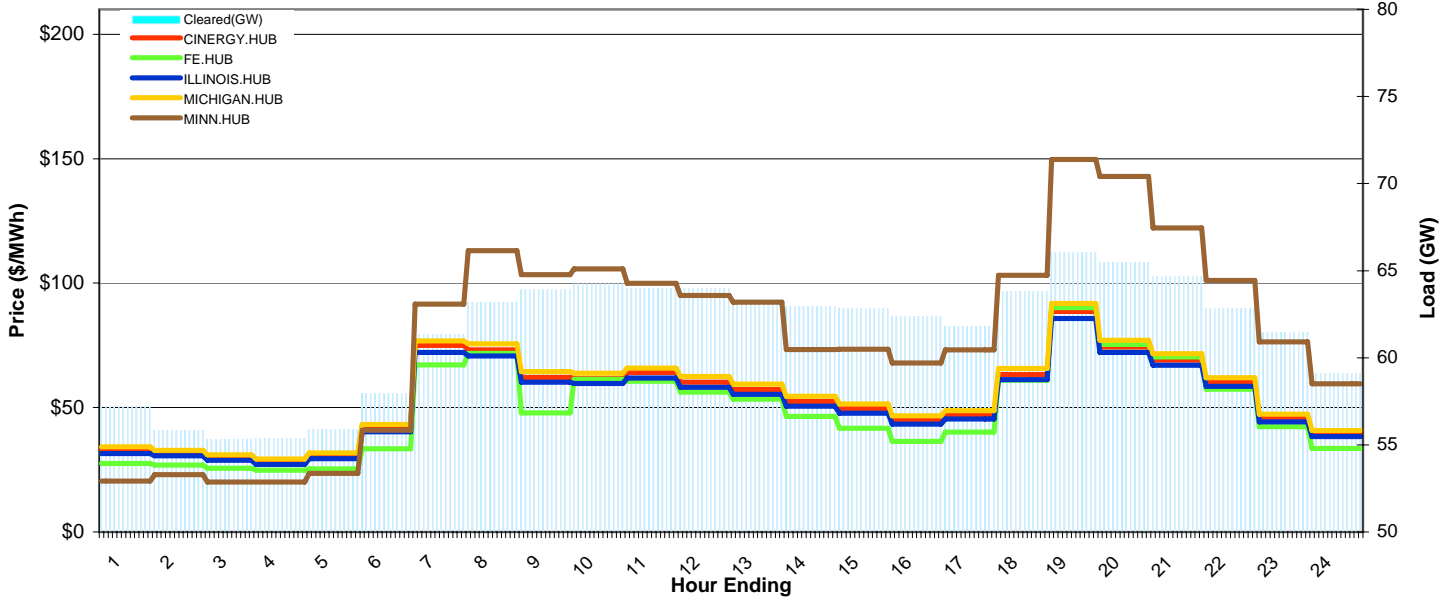
Delivery Day: Thursday, November 8, 2007

Price Color Codes:



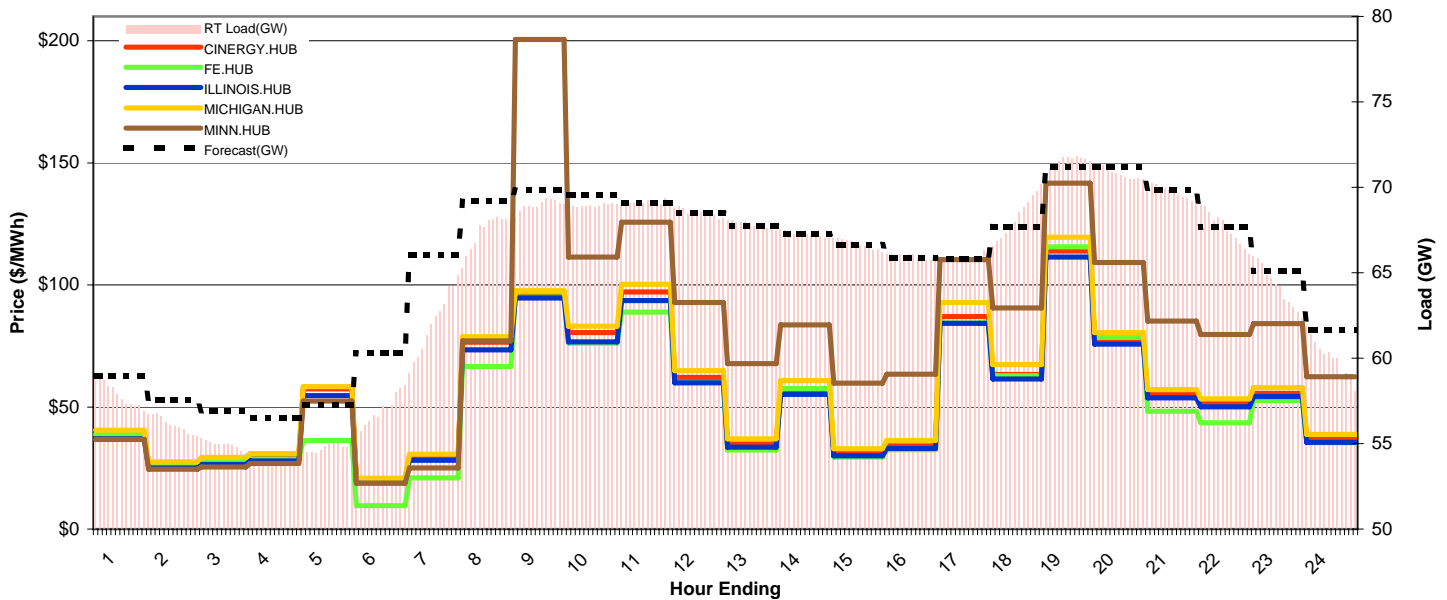
Day-Ahead Prices and Cleared Load

	HE1	HE2	HE3	HE4	HE5	HE6	HE7	HE8	HE9	HE10	HE11	HE12	HE13	HE14	HE15	HE16	HE17	HE18	HE19	HE20	HE21	HE22	HE23	HE24
CINERGY.HUB	32.99	31.90	30.05	28.55	31.08	42.52	75.00	73.16	62.15	61.63	64.00	60.19	57.22	52.47	49.48	44.97	46.98	63.30	88.58	74.28	69.12	60.26	45.86	39.82
FE.HUB	27.50	26.93	25.54	24.82	25.33	33.45	67.19	71.71	47.88	61.32	60.57	56.17	53.39	46.38	41.65	36.43	40.18	60.99	90.09	75.35	70.33	57.35	42.33	33.57
ILLINOIS.HUB	31.54	30.55	28.79	27.19	29.41	40.28	72.15	70.79	60.18	59.71	61.87	58.12	55.28	50.53	47.68	43.39	45.34	61.22	85.72	72.14	67.06	58.46	44.23	38.28
MICHIGAN.HUB	34.18	32.82	30.99	29.33	31.81	43.24	76.78	75.67	64.43	63.79	65.84	62.49	59.39	54.52	51.41	46.69	48.79	65.66	91.84	77.00	71.66	62.02	47.29	40.77
MINN.HUB	20.45	23.00	20.00	20.00	23.52	40.93	91.60	113.03	103.37	105.67	99.91	95.05	92.31	73.26	73.42	67.84	73.22	103.14	149.69	142.85	122.15	101.03	76.36	59.48
Cleared(GW)	57.2	55.8	55.3	55.4	55.9	57.9	61.3	63.2	63.9	64.2	64.0	64.0	63.3	62.9	62.8	62.4	61.8	63.8	66.0	65.5	64.7	62.8	61.5	59.1



Preliminary Real-Time Prices with Forecasted and Actual System Load

	HE1	HE2	HE3	HE4	HE5	HE6	HE7	HE8	HE9	HE10	HE11	HE12	HE13	HE14	HE15	HE16	HE17	HE18	HE19	HE20	HE21	HE22	HE23	HE24
CINERGY.HUB	38.38	26.10	27.80	29.37	57.48	20.21	29.72	76.61	96.67	80.50	97.15	62.12	34.82	57.01	30.90	34.09	87.08	63.31	113.96	77.31	55.01	51.40	55.61	36.69
FE.HUB	38.94	26.56	28.36	28.67	36.32	9.61	20.96	66.55	97.09	76.15	88.94	60.03	32.32	57.60	29.46	32.57	84.41	62.85	115.68	78.49	48.21	43.52	52.64	35.42
ILLINOIS.HUB	36.94	25.02	26.51	27.97	54.68	19.28	28.19	73.41	94.62	76.67	93.66	59.88	33.55	55.18	30.04	33.06	84.33	61.45	111.47	75.72	53.68	50.12	54.28	35.54
MICHIGAN.HUB	40.56	27.57	29.33	30.88	58.35	20.84	30.71	78.77	97.62	83.14	100.34	64.95	36.99	60.86	32.96	36.37	92.83	67.37	119.56	80.49	57.19	53.37	58.00	38.75
MINN.HUB	36.76	24.56	25.47	26.82	52.44	18.69	25.03	77.13	200.62	111.47	125.70	92.81	67.78	83.61	59.75	63.45	110.35	90.56	141.69	109.16	85.25	79.74	84.18	62.34
Forecasted(GW)	59.0	57.6	56.9	56.5	57.3	60.3	66.1	69.2	69.8	69.6	69.1	68.5	67.7	67.2	66.7	65.8	65.8	67.7	71.2	71.2	69.9	67.7	65.1	61.6
(RT) - (DA Load)	0.69	0.26	-0.41	-0.97	-1.08	-1.02	0.68	4.18	5.04	4.69	5.11	4.48	4.45	4.29	3.83	3.57	4.11	4.43	5.43	5.35	5.07	4.78	2.71	0.90



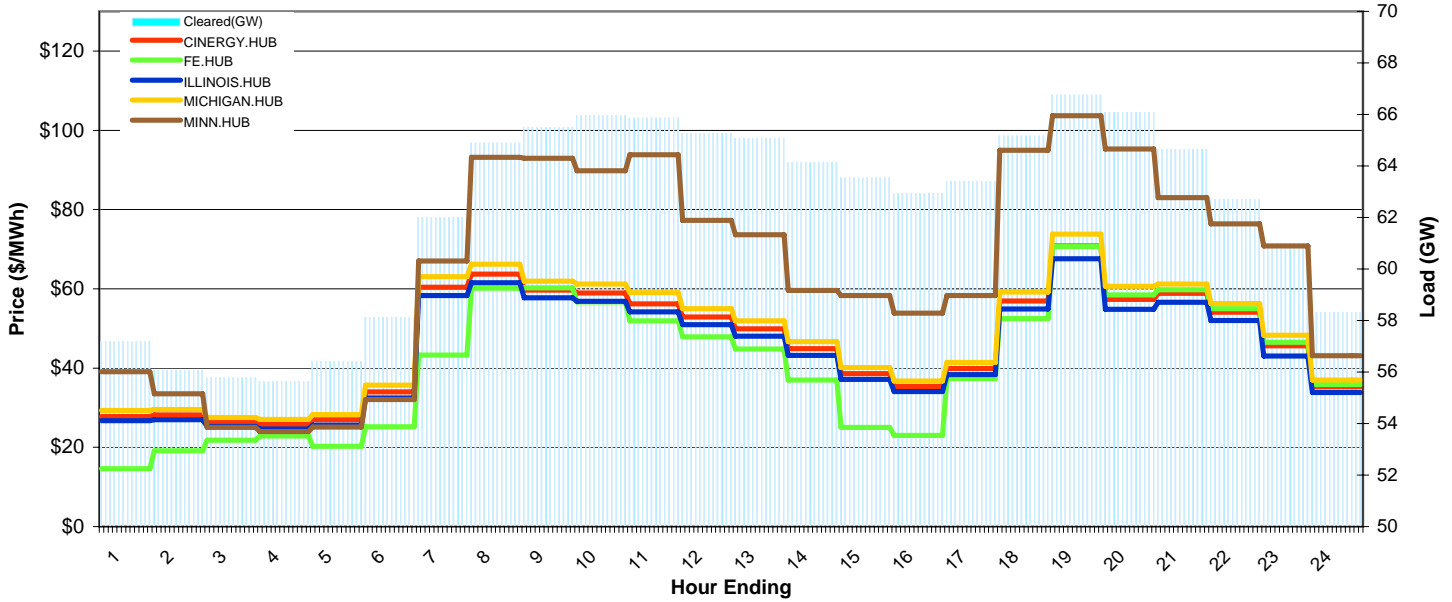
MISO Daily Report

Delivery Day: Friday, November 9, 2007

Price Color Codes: ≤0 >=100 >=200

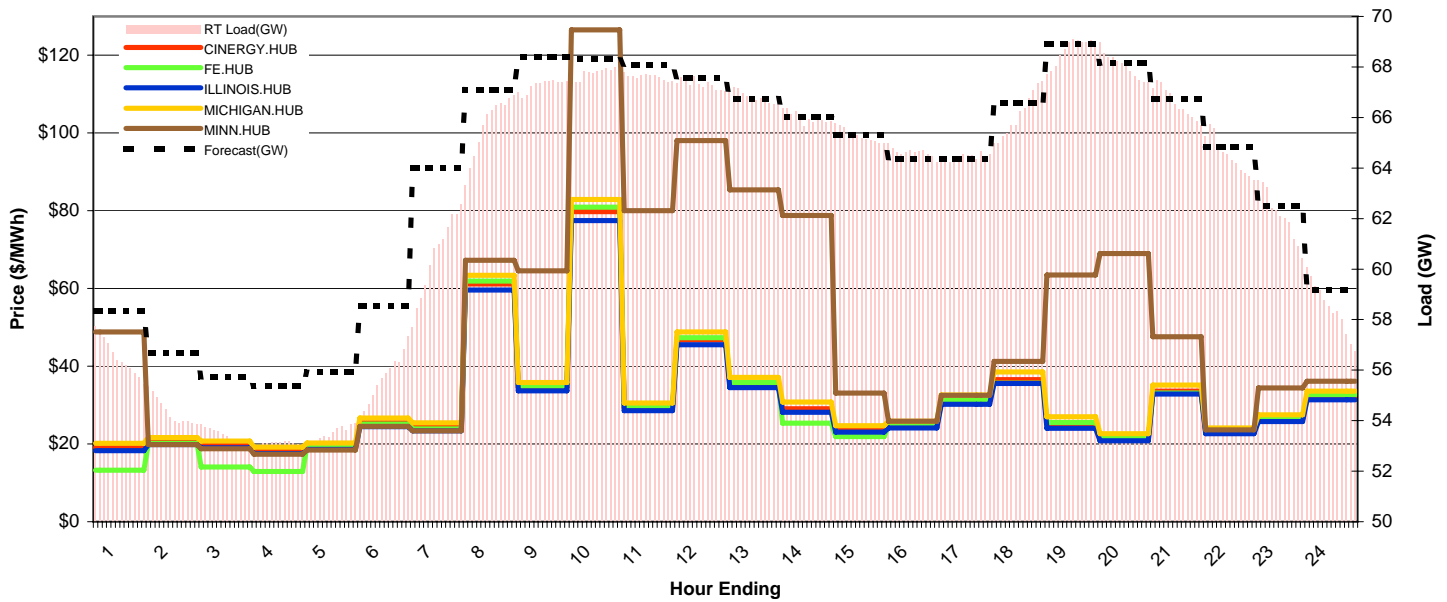
Day-Ahead Prices and Cleared Load

	HE1	HE2	HE3	HE4	HE5	HE6	HE7	HE8	HE9	HE10	HE11	HE12	HE13	HE14	HE15	HE16	HE17	HE18	HE19	HE20	HE21	HE22	HE23	HE24
CINERGY.HUB	27.79	28.14	26.28	25.72	26.95	33.98	60.36	63.71	59.65	58.91	56.21	52.89	49.93	44.90	38.59	35.36	39.86	56.93	70.80	57.29	58.86	54.13	45.65	35.29
FE.HUB	14.63	19.16	21.79	22.88	20.23	25.18	43.24	60.15	60.22	56.67	51.88	47.90	44.81	36.97	25.00	23.05	37.36	52.45	70.68	58.50	59.76	54.95	46.49	35.82
ILLINOIS.HUB	26.69	26.94	25.27	24.61	25.61	32.42	58.33	61.53	57.71	56.86	54.21	50.94	48.08	43.21	37.16	34.07	38.33	54.88	67.62	54.80	56.58	52.01	43.07	33.80
MICHIGAN.HUB	29.34	29.57	27.57	27.01	28.28	35.72	63.03	66.21	61.92	61.17	59.04	54.96	51.90	46.66	40.11	36.75	41.46	59.19	73.79	60.67	61.23	56.31	48.25	36.98
MINN.HUB	39.12	33.53	25.02	24.00	25.11	32.08	67.05	93.20	92.93	89.80	93.84	77.29	73.67	59.59	58.28	53.87	58.26	94.98	103.66	95.30	83.02	76.38	70.81	43.15
Cleared(GW)	57.2	56.1	55.8	55.6	56.4	58.1	62.0	64.9	65.5	66.0	65.9	65.3	65.1	64.1	63.5	62.9	63.4	65.2	66.8	66.1	64.7	62.7	61.0	58.3



Preliminary Real-Time Prices with Forecasted and Actual System Load

	HE1	HE2	HE3	HE4	HE5	HE6	HE7	HE8	HE9	HE10	HE11	HE12	HE13	HE14	HE15	HE16	HE17	HE18	HE19	HE20	HE21	HE22	HE23	HE24
CINERGY.HUB	19.08	20.60	19.79	18.28	19.35	25.47	24.32	61.19	34.56	79.79	29.31	46.78	35.36	29.05	23.58	24.64	31.02	36.57	25.18	21.32	33.59	23.16	26.38	32.22
FE.HUB	13.26	20.21	14.11	12.92	19.60	25.08	23.86	61.91	34.94	80.91	29.71	47.30	35.80	25.34	21.88	24.60	31.25	35.69	25.54	21.67	33.09	23.47	26.75	32.67
ILLINOIS.HUB	18.30	19.84	19.01	17.56	18.59	24.42	23.37	59.62	33.68	77.44	28.54	45.49	34.46	28.19	23.05	24.14	30.23	35.54	24.03	20.82	32.87	22.64	25.75	31.40
MICHIGAN.HUB	20.20	21.67	20.77	19.22	20.29	26.70	25.47	63.40	35.81	82.87	30.56	48.79	37.15	30.82	24.73	25.82	32.60	38.52	27.02	22.66	35.16	24.15	27.50	33.63
MINN.HUB	48.86	19.87	18.79	17.38	18.47	24.57	23.36	67.26	64.58	126.55	80.02	98.03	85.35	78.77	33.13	25.84	32.48	41.22	63.50	68.97	47.59	23.61	34.43	36.17
Forecasted(GW)	58.3	56.7	55.7	55.4	55.9	58.6	64.0	67.1	68.4	68.3	68.1	67.6	66.8	66.0	65.3	64.4	64.3	66.6	68.9	68.1	66.7	64.8	62.5	59.2
(RT) - (DA Load)	-0.65	-1.71	-2.32	-2.53	-2.94	-2.46	-1.50	0.79	1.76	1.80	1.74	2.04	1.74	1.87	1.74	1.69	1.01	0.93	1.89	1.95	1.93	1.80	1.15	0.13



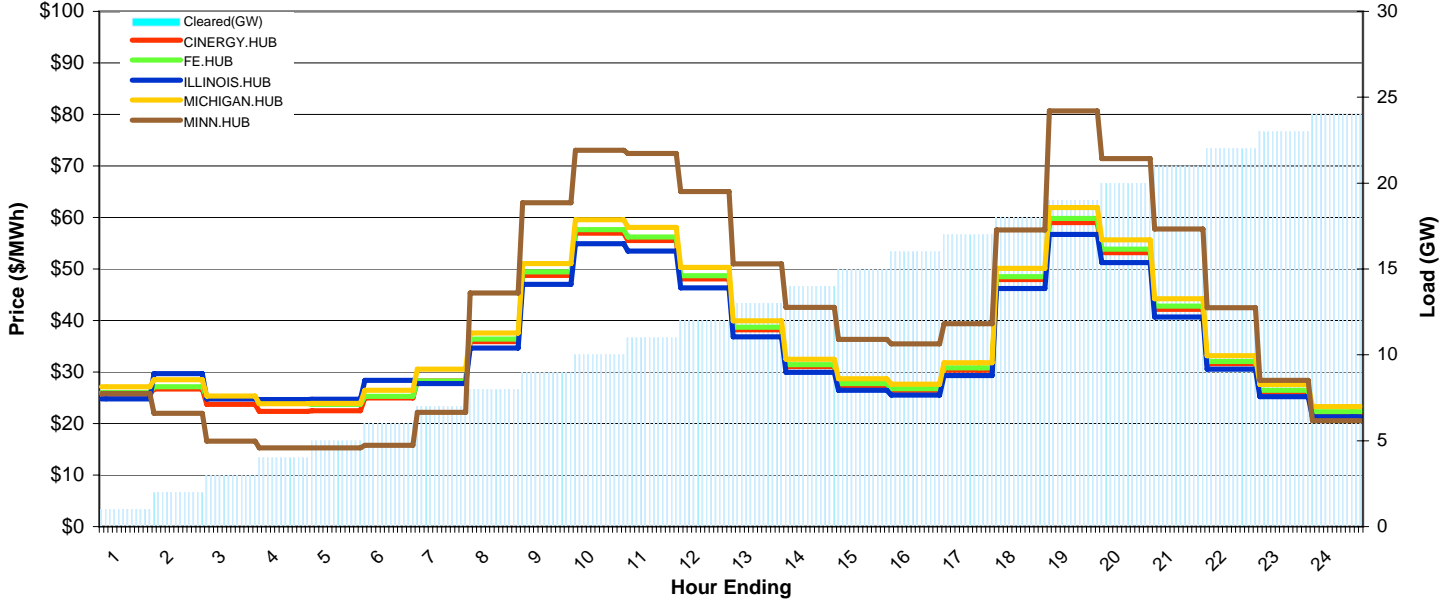
MISO Daily Report

Delivery Day: Saturday, November 10, 2007

Price Color Codes: ≤0 ≥100 ≥200

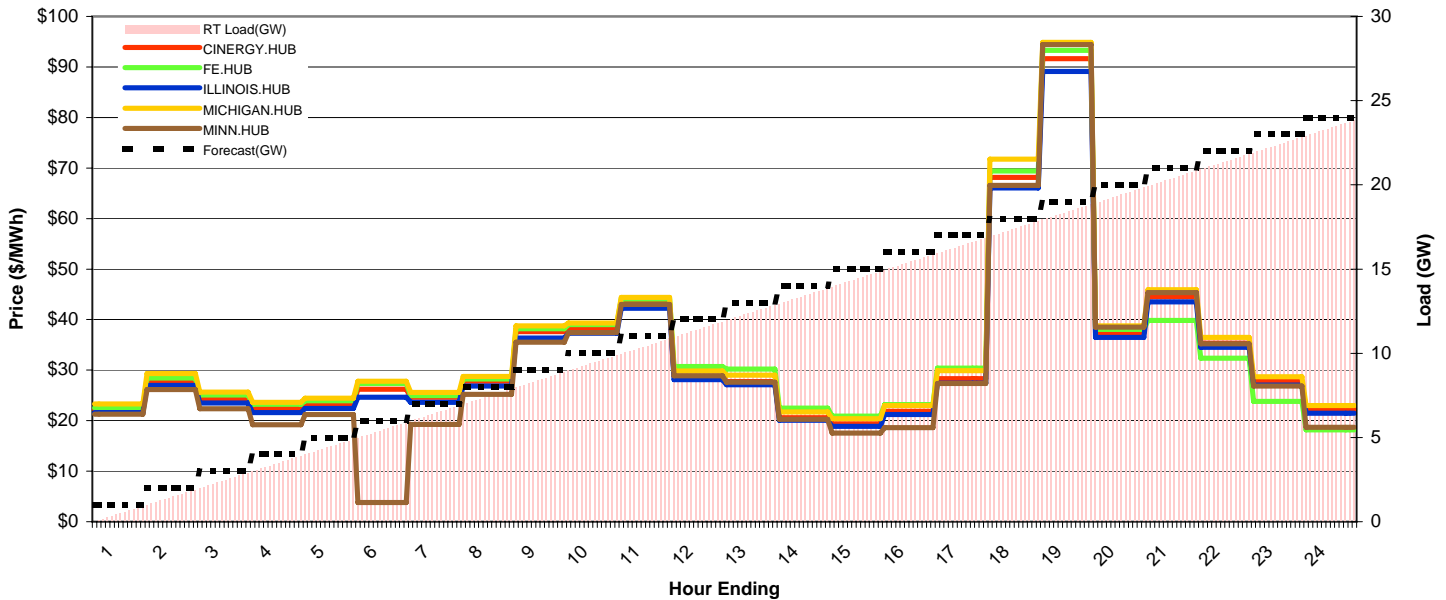
Day-Ahead Prices and Cleared Load

	HE1	HE2	HE3	HE4	HE5	HE6	HE7	HE8	HE9	HE10	HE11	HE12	HE13	HE14	HE15	HE16	HE17	HE18	HE19	HE20	HE21	HE22	HE23	HE24
CINERGY.HUB	25.70	26.70	23.74	22.39	22.49	24.97	28.23	35.92	48.77	56.93	55.50	48.07	38.18	31.03	27.40	26.43	30.39	47.92	59.00	53.15	42.15	31.63	26.09	21.99
FE.HUB	26.04	27.12	25.02	23.90	23.70	25.26	28.28	36.38	49.41	57.67	56.23	48.71	38.68	31.44	27.76	26.78	30.78	48.53	59.82	53.85	42.79	32.08	26.47	22.29
ILLINOIS.HUB	24.80	29.70	24.81	24.64	24.71	28.37	27.75	34.65	47.03	54.88	53.50	46.32	36.81	29.92	26.43	25.50	29.33	46.22	56.68	51.23	40.69	30.56	25.19	21.29
MICHIGAN.HUB	27.13	28.52	25.37	23.88	23.94	26.45	30.53	37.57	51.03	59.56	58.08	50.33	39.96	32.49	28.67	27.67	31.79	50.15	61.91	55.64	44.22	33.15	27.56	23.27
MINN.HUB	25.86	21.99	16.60	15.26	15.31	15.76	22.15	45.32	62.88	73.07	72.45	65.03	50.98	42.56	36.36	35.45	39.35	57.56	80.69	71.40	57.79	42.46	28.36	20.58
Cleared(GW)	1.0	2.0	3.0	4.0	5.0	6.0	7.0	8.0	9.0	10.0	11.0	12.0	13.0	14.0	15.0	16.0	17.0	18.0	19.0	20.0	21.0	22.0	23.0	24.0



Preliminary Real-Time Prices with Forecasted and Actual System Load

	HE1	HE2	HE3	HE4	HE5	HE6	HE7	HE8	HE9	HE10	HE11	HE12	HE13	HE14	HE15	HE16	HE17	HE18	HE19	HE20	HE21	HE22	HE23	HE24
CINERGY.HUB	22.25	27.92	24.41	22.45	23.32	26.22	24.61	27.79	37.63	38.34	43.32	28.79	27.73	20.58	19.40	21.85	28.32	68.14	91.61	37.44	44.51	35.36	27.72	22.19
FE.HUB	22.57	28.46	25.08	23.25	23.96	27.33	24.98	28.22	38.20	38.99	44.10	30.73	30.24	22.50	20.90	23.16	30.39	69.42	93.28	38.05	39.82	32.38	23.80	18.19
ILLINOIS.HUB	21.62	26.96	23.52	21.58	22.42	24.65	23.60	26.83	36.34	37.28	42.24	28.13	27.08	20.07	18.88	21.20	27.43	66.04	89.12	36.47	43.51	34.52	27.02	21.46
MICHIGAN.HUB	23.32	29.34	25.68	23.61	24.45	27.79	25.61	28.78	38.75	39.33	44.41	29.84	29.03	21.70	20.41	22.96	29.87	71.74	94.84	38.75	45.93	36.49	28.70	23.00
MINN.HUB	21.25	26.14	22.34	19.19	21.22	3.82	19.25	25.23	35.54	37.41	43.00	28.91	27.59	20.28	17.53	18.61	27.34	66.58	94.42	38.52	45.34	35.21	26.83	18.67
Forecasted(GW)	1.0	2.0	3.0	4.0	5.0	6.0	7.0	8.0	9.0	10.0	11.0	12.0	13.0	14.0	15.0	16.0	17.0	18.0	19.0	20.0	21.0	22.0	23.0	24.0
(RT) - (DA Load)	-0.54	-0.55	-0.55	-0.56	-0.56	-0.56	-0.57	-0.57	-0.58	-0.58	-0.58	-0.59	-0.59	-0.60	-0.60	-0.60	-0.61	-0.61	-0.62	-0.62	-0.62	-0.63	-0.63	-0.64



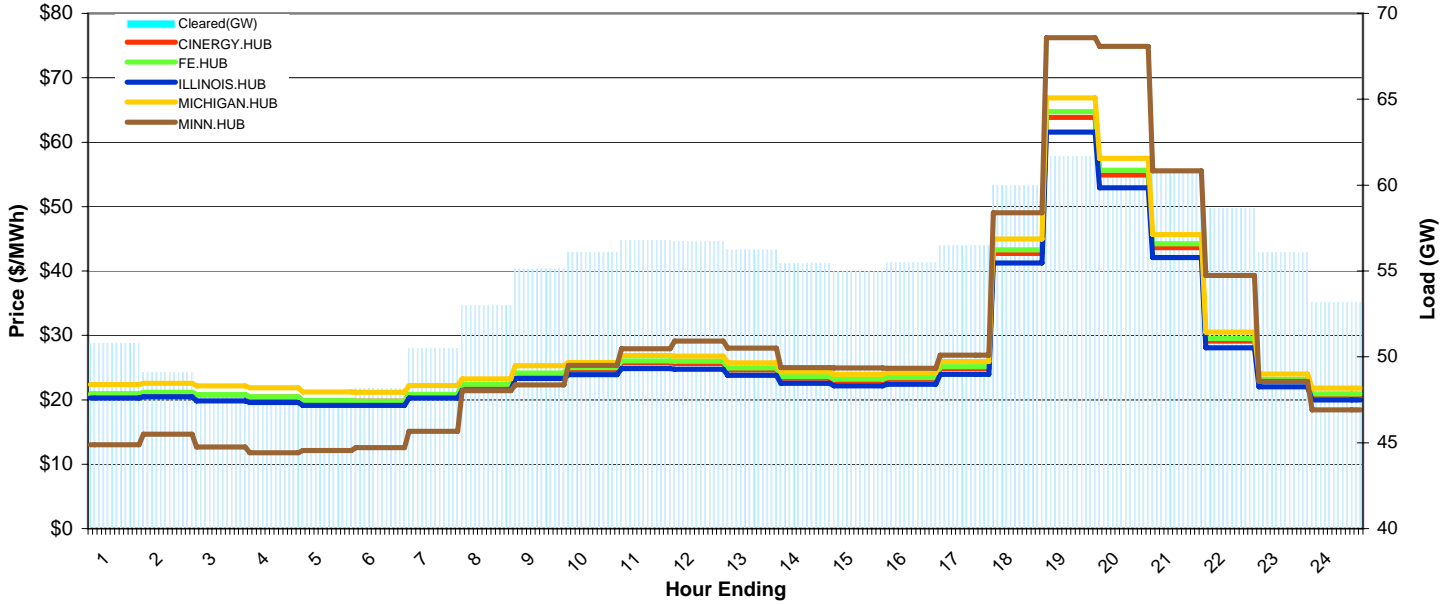
MISO Daily Report

Delivery Day: Sunday, November 11, 2007

Price Color Codes: ≤0 ≥100 ≥200

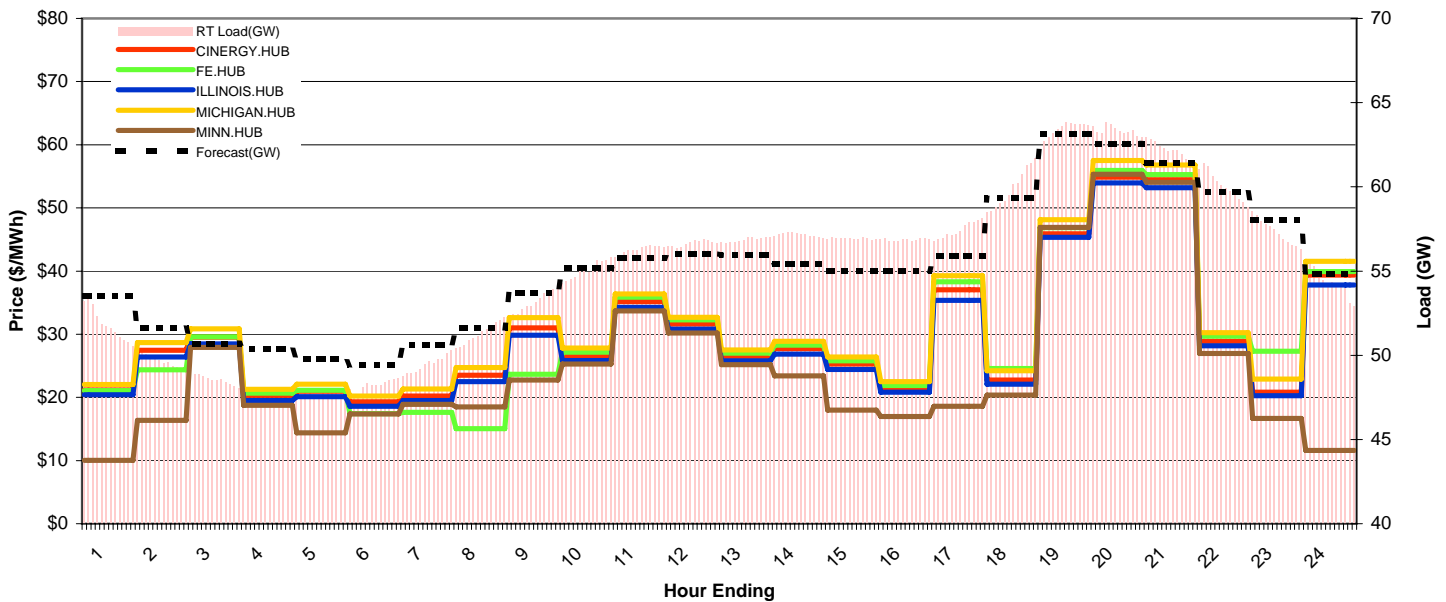
Day-Ahead Prices and Cleared Load

	HE1	HE2	HE3	HE4	HE5	HE6	HE7	HE8	HE9	HE10	HE11	HE12	HE13	HE14	HE15	HE16	HE17	HE18	HE19	HE20	HE21	HE22	HE23	HE24
CINERGY.HUB	20.87	21.13	20.75	20.44	19.85	19.79	20.82	22.17	23.97	24.70	25.72	25.64	24.64	23.33	22.91	23.20	24.83	42.75	63.84	54.90	43.64	29.11	22.97	20.74
FE.HUB	20.88	21.17	20.80	20.47	19.86	19.79	20.84	22.39	24.14	25.01	26.05	25.97	24.95	23.62	23.20	23.47	25.14	43.26	64.76	55.66	44.24	29.51	23.18	20.94
ILLINOIS.HUB	20.25	20.46	19.85	19.57	19.12	19.15	20.25	21.48	23.28	23.88	24.86	24.77	23.80	22.55	22.14	22.41	23.96	41.26	61.57	52.91	42.11	28.05	22.03	19.99
MICHIGAN.HUB	22.35	22.55	22.15	21.86	21.22	21.15	22.20	23.26	25.31	25.80	26.87	26.80	25.75	24.37	23.93	24.21	25.96	44.99	66.89	57.50	45.68	30.49	24.01	21.81
MINN.HUB	13.00	14.67	12.68	11.77	12.13	12.55	15.10	21.43	22.32	25.36	27.94	29.12	28.01	24.98	24.94	24.90	26.91	49.05	76.23	74.87	55.53	39.29	22.86	18.44
Cleared(GW)	50.8	49.1	47.7	47.2	47.0	48.2	50.5	53.0	55.1	56.1	56.8	56.7	56.2	55.4	55.0	55.5	56.5	60.0	61.7	60.9	60.8	58.7	56.1	53.2



Preliminary Real-Time Prices with Forecasted and Actual System Load

	HE1	HE2	HE3	HE4	HE5	HE6	HE7	HE8	HE9	HE10	HE11	HE12	HE13	HE14	HE15	HE16	HE17	HE18	HE19	HE20	HE21	HE22	HE23	HE24
CINERGY.HUB	21.19	27.44	29.55	20.34	20.99	19.29	20.22	23.50	31.01	26.59	35.14	31.63	26.49	27.69	25.26	21.49	37.06	22.73	45.90	54.89	54.47	28.89	20.81	39.38
FE.HUB	21.10	24.37	29.59	20.66	21.14	17.45	17.62	15.03	23.66	27.15	35.86	32.27	26.99	28.26	25.77	21.87	38.29	24.59	46.89	55.93	55.28	29.67	27.31	39.91
ILLINOIS.HUB	20.41	26.38	28.47	19.49	20.09	18.57	19.52	22.52	29.82	25.82	34.24	30.82	25.78	26.85	24.41	20.81	35.36	22.08	45.36	53.96	53.18	28.17	20.25	37.82
MICHIGAN.HUB	22.06	28.66	30.83	21.27	22.11	20.24	21.31	24.71	32.61	27.82	36.39	32.68	27.51	28.87	26.41	22.50	39.27	24.21	48.12	57.48	56.81	30.26	22.92	41.53
MINN.HUB	10.01	16.39	27.91	18.77	14.41	17.37	18.88	18.51	22.74	25.30	33.69	30.18	25.20	23.43	18.01	16.96	18.58	20.38	46.94	55.32	54.07	26.96	16.66	11.60
Forecasted(GW)	53.6	51.6	50.7	50.3	49.8	49.5	50.6	51.6	53.7	55.2	55.8	56.0	55.9	55.5	55.0	55.0	55.9	59.3	63.1	62.6	61.4	59.7	58.0	54.8
(RT) - (DA Load)	0.98	0.58	0.81	0.64	0.70	0.06	-1.05	-1.68	-1.97	-0.97	-0.49	-0.08	0.63	1.70	1.93	1.38	0.93	-0.09	1.70	2.47	1.40	1.43	1.26	1.20



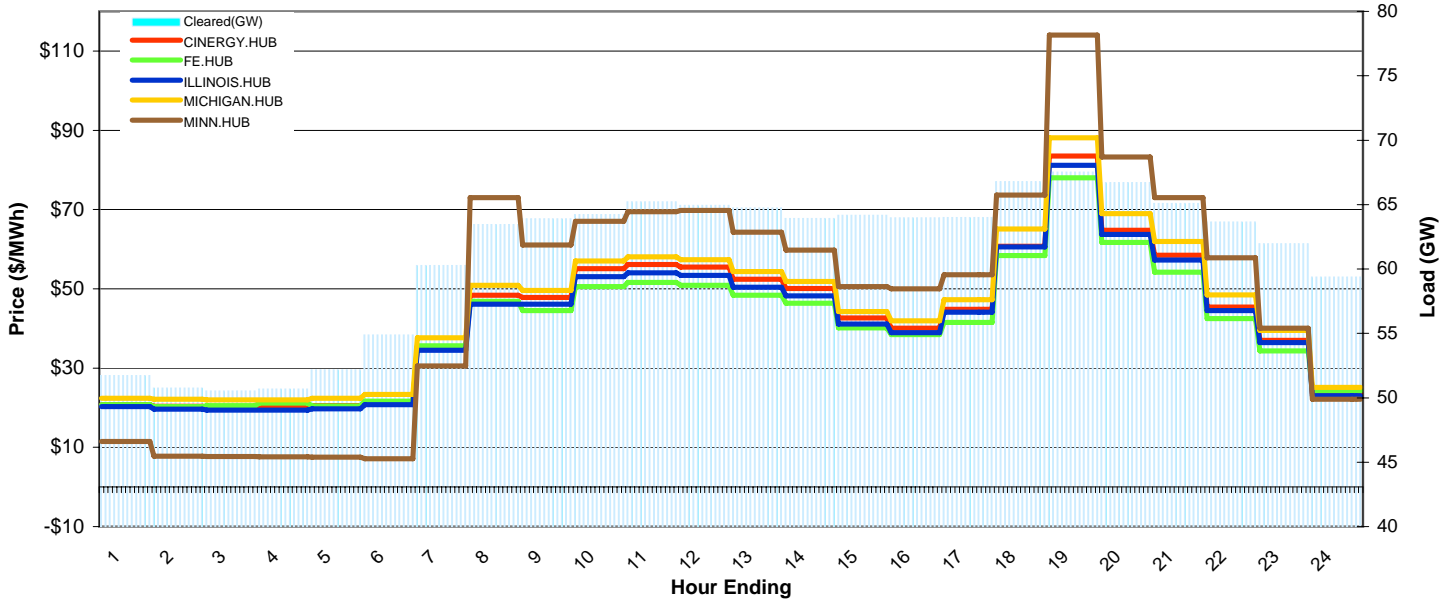
MISO Daily Report

Delivery Day: Monday, November 12, 2007

Price Color Codes: ≤0 ≥100 ≥200

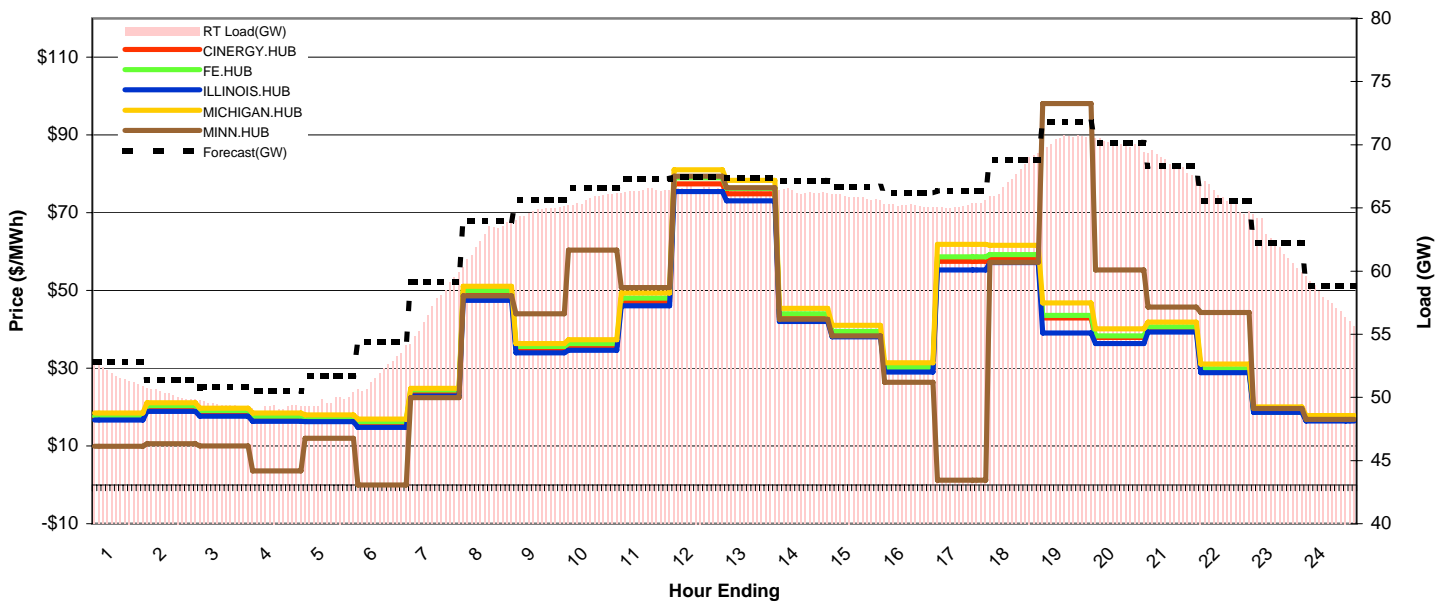
Day-Ahead Prices and Cleared Load

	HE1	HE2	HE3	HE4	HE5	HE6	HE7	HE8	HE9	HE10	HE11	HE12	HE13	HE14	HE15	HE16	HE17	HE18	HE19	HE20	HE21	HE22	HE23	HE24
CINERGY.HUB	20.77	20.33	20.19	20.15	20.53	21.29	35.34	48.38	47.78	55.12	56.12	55.47	52.44	50.08	42.66	40.10	44.80	60.72	83.48	64.77	58.46	45.39	36.99	23.68
FE.HUB	20.78	20.27	20.54	21.17	20.48	21.64	35.61	46.84	44.50	50.57	51.61	50.90	48.37	46.40	40.12	38.41	41.55	58.41	78.05	61.68	54.17	42.51	34.29	24.23
ILLINOIS.HUB	20.24	19.66	19.36	19.39	19.74	20.74	34.46	46.08	46.10	53.08	54.04	53.40	50.39	48.24	41.12	38.90	44.06	60.56	81.16	63.76	57.27	44.50	36.43	23.06
MICHIGAN.HUB	22.41	22.13	21.98	22.01	22.38	23.38	37.62	50.85	49.55	57.02	58.07	57.38	54.33	51.84	44.24	41.91	47.24	65.06	88.09	68.98	61.98	48.49	39.51	25.09
MINN.HUB	11.44	7.74	7.68	7.61	7.50	7.15	30.51	72.98	61.04	67.01	69.43	69.81	64.28	59.74	50.56	50.00	53.52	73.62	114.05	83.23	72.97	57.79	40.04	22.11
Cleared(GW)	51.7	50.8	50.5	50.7	52.2	54.9	60.3	63.4	63.9	64.2	65.2	64.9	64.7	63.9	64.2	64.0	64.0	66.8	67.5	66.7	65.1	63.7	62.0	59.4



Preliminary Real-Time Prices with Forecasted and Actual System Load

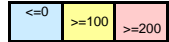
	HE1	HE2	HE3	HE4	HE5	HE6	HE7	HE8	HE9	HE10	HE11	HE12	HE13	HE14	HE15	HE16	HE17	HE18	HE19	HE20	HE21	HE22	HE23	HE24
CINERGY.HUB	17.40	19.75	18.52	17.35	16.97	15.99	23.94	49.28	34.95	35.63	47.14	77.42	74.90	43.17	38.91	29.75	57.49	58.36	42.90	37.88	40.11	29.48	18.97	16.87
FE.HUB	17.69	20.41	19.13	17.65	17.36	16.24	24.38	50.01	35.57	36.32	48.03	78.98	76.29	44.04	39.50	30.20	58.64	59.22	43.57	38.34	40.60	29.88	18.68	17.20
ILLINOIS.HUB	16.68	18.90	17.63	16.34	16.28	14.76	22.88	47.50	33.93	34.65	46.03	75.50	73.04	42.00	38.10	29.02	55.26	57.16	39.11	36.39	39.29	28.88	18.62	16.46
MICHIGAN.HUB	18.50	21.12	19.76	18.52	18.01	16.91	24.86	51.09	36.34	37.30	49.32	81.09	78.32	45.40	41.04	31.40	61.90	61.62	46.84	40.12	41.84	31.06	20.09	17.82
MINN.HUB	9.96	10.59	9.99	3.62	12.02	-0.02	22.47	48.60	43.97	60.40	50.80	79.40	76.43	42.65	38.33	26.41	1.19	57.27	98.13	55.28	45.72	44.34	19.67	16.84
Forecasted(GW)	52.8	51.3	50.8	50.5	51.7	54.4	59.1	64.0	65.6	66.6	67.3	67.5	67.4	67.1	66.7	66.1	66.4	68.8	71.8	70.2	68.3	65.6	62.2	58.8
(RT) - (DA Load)	0.00	-0.55	-1.12	-1.49	-2.49	-2.81	-3.05	-0.84	0.82	1.48	1.12	1.64	1.70	2.34	1.65	1.18	1.17	0.76	2.88	3.36	3.38	2.14	0.15	-1.80



MISO Daily Report

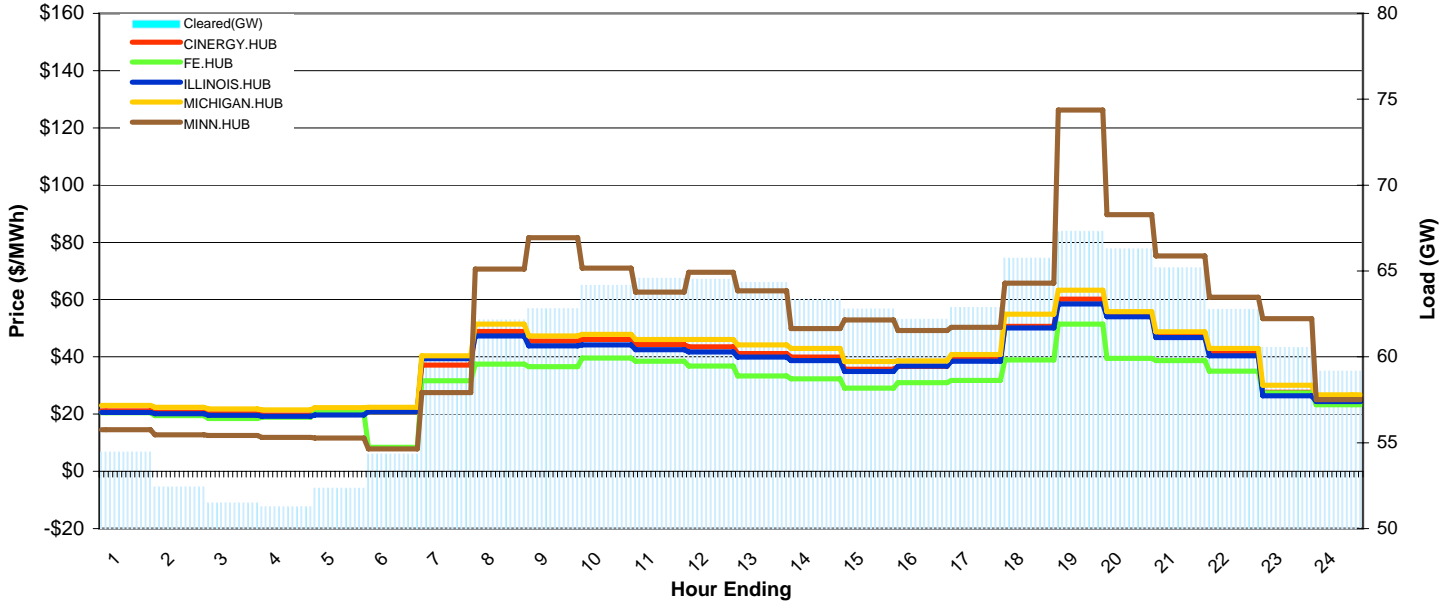
Delivery Day: Tuesday, November 13, 2007

Price Color Codes:



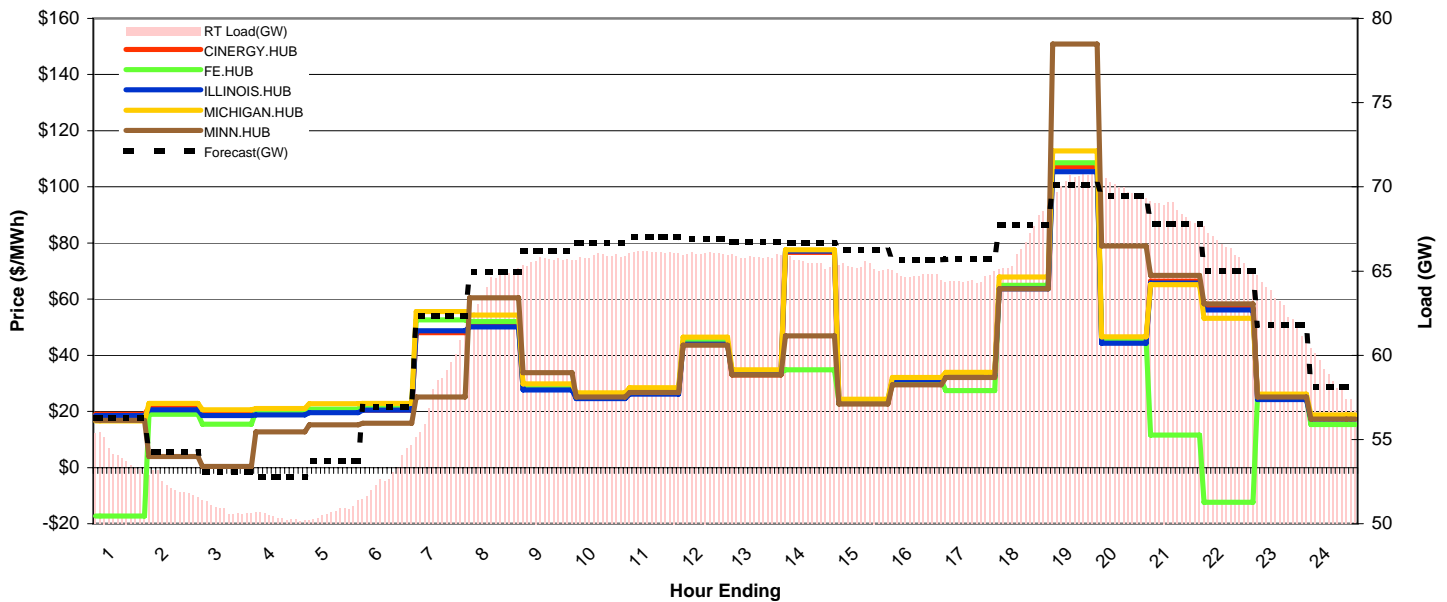
Day-Ahead Prices and Cleared Load

	HE1	HE2	HE3	HE4	HE5	HE6	HE7	HE8	HE9	HE10	HE11	HE12	HE13	HE14	HE15	HE16	HE17	HE18	HE19	HE20	HE21	HE22	HE23	HE24
CINERGY.HUB	21.18	20.55	20.10	19.68	20.23	21.25	37.11	48.92	45.52	46.07	44.33	43.46	41.15	39.98	35.67	36.64	39.07	50.62	60.11	54.22	47.25	41.14	27.59	25.40
FE.HUB	20.51	19.50	18.46	18.91	20.53	8.38	31.70	37.47	36.56	39.59	38.51	36.80	33.28	32.29	29.10	31.03	31.79	38.88	51.46	39.48	38.71	35.05	27.36	23.28
ILLINOIS.HUB	20.63	20.12	19.55	19.19	19.69	20.92	39.38	47.34	43.82	44.18	42.46	41.71	39.87	38.67	34.87	36.82	38.48	50.06	58.47	54.00	46.74	40.32	26.36	24.38
MICHIGAN.HUB	23.00	22.41	21.81	21.49	22.28	22.38	40.42	51.40	47.27	47.82	46.12	46.11	44.21	43.00	38.40	38.58	40.78	54.87	63.28	55.75	48.75	42.98	30.11	26.69
MINN.HUB	14.50	12.76	12.54	11.86	11.60	7.89	27.53	70.70	81.59	71.04	62.58	69.52	63.03	49.88	52.87	49.25	50.33	65.76	126.20	89.68	75.31	60.81	53.38	25.02
Cleared(GW)	54.4	52.4	51.5	51.3	52.3	54.3	60.0	62.1	62.8	64.2	64.6	64.5	64.3	63.3	62.8	62.2	62.9	65.7	67.3	66.3	65.2	62.8	60.5	59.2



Preliminary Real-Time Prices with Forecasted and Actual System Load

	HE1	HE2	HE3	HE4	HE5	HE6	HE7	HE8	HE9	HE10	HE11	HE12	HE13	HE14	HE15	HE16	HE17	HE18	HE19	HE20	HE21	HE22	HE23	HE24
CINERGY.HUB	19.00	21.41	19.34	19.61	20.42	20.50	48.03	50.62	28.16	25.09	26.80	43.85	33.06	76.66	22.94	30.19	32.46	63.74	107.14	44.67	66.43	56.70	24.63	17.72
FE.HUB	-17.21	19.02	15.49	19.99	20.84	21.80	52.56	52.06	28.70	25.64	27.41	44.92	33.86	34.86	23.39	30.88	27.44	64.97	108.54	45.16	11.57	-12.41	24.99	15.35
ILLINOIS.HUB	18.54	20.54	18.49	18.78	19.56	20.49	48.70	50.15	27.64	24.56	26.13	43.96	33.81	77.14	23.64	31.26	32.72	63.66	105.45	44.25	65.73	56.18	24.22	17.30
MICHIGAN.HUB	16.57	22.88	20.61	21.09	22.77	22.89	55.56	54.31	29.77	26.57	28.40	46.47	34.86	77.60	24.34	32.15	33.95	67.93	112.86	46.62	65.12	53.24	26.14	18.74
MINN.HUB	16.86	3.94	0.46	12.71	15.20	15.76	25.09	60.51	33.75	25.19	26.74	43.64	32.97	46.94	22.62	29.45	32.08	63.70	150.85	78.91	68.49	58.26	25.14	17.32
Forecasted(GW)	56.3	54.2	53.1	52.8	53.7	57.0	62.3	65.0	66.2	66.7	67.0	66.9	66.7	66.7	66.2	65.7	65.7	67.7	70.1	69.5	67.8	65.0	61.8	58.1
(RT) - (DA Load)	-0.36	-0.18	-0.66	-0.90	-1.66	-1.47	-1.70	1.94	2.81	1.70	1.53	1.50	1.50	2.16	2.44	2.54	1.60	0.93	3.08	3.61	3.39	3.51	2.32	-0.62



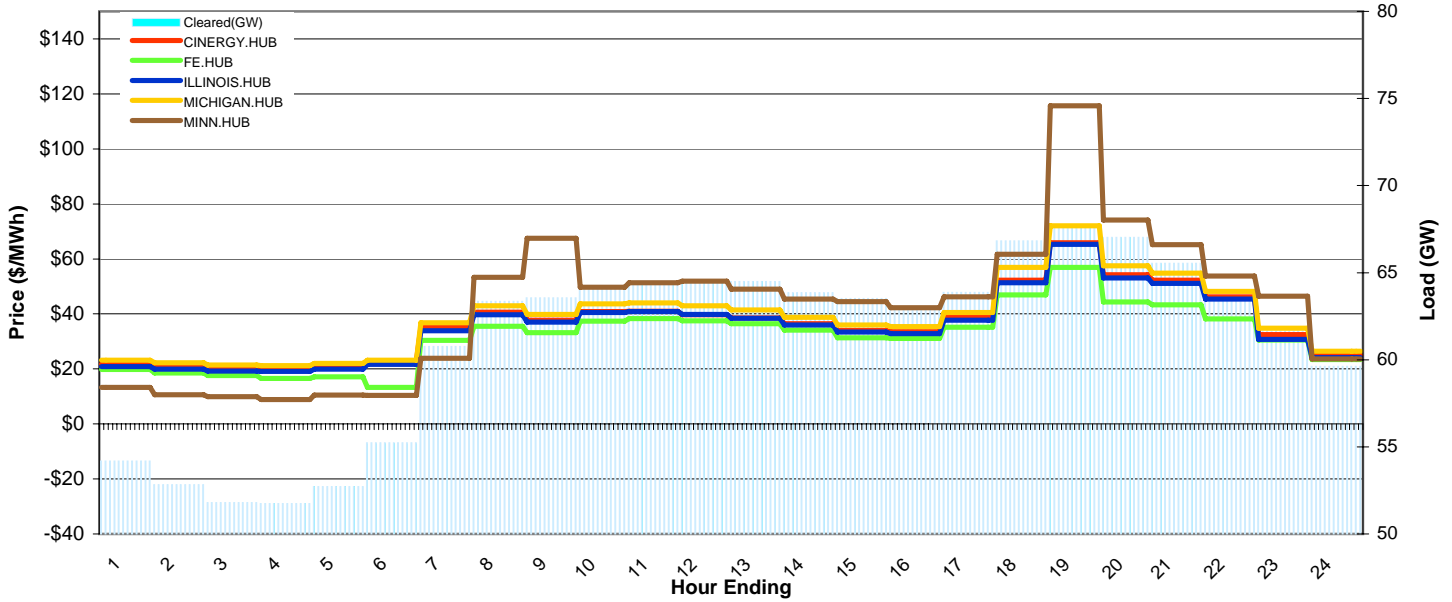
MISO Daily Report

Delivery Day: Wednesday, November 14, 2007

Price Color Codes: ≤0 ≥100 ≥200

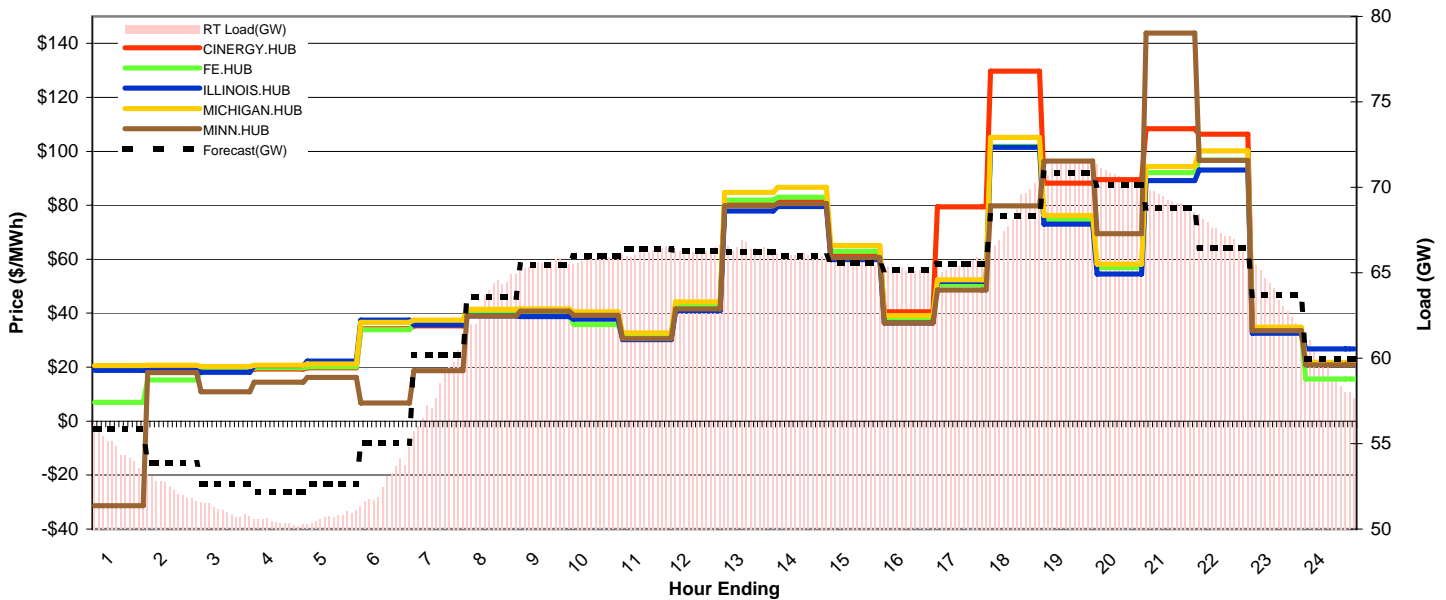
Day-Ahead Prices and Cleared Load

	HE1	HE2	HE3	HE4	HE5	HE6	HE7	HE8	HE9	HE10	HE11	HE12	HE13	HE14	HE15	HE16	HE17	HE18	HE19	HE20	HE21	HE22	HE23	HE24
CINERGY.HUB	21.80	21.00	20.30	20.29	21.25	22.93	35.21	40.63	37.69	40.92	40.99	39.69	38.52	36.39	33.97	33.52	38.72	52.23	65.84	54.28	52.25	46.27	32.47	24.90
FE.HUB	19.84	18.58	17.55	16.58	17.11	13.28	30.42	35.46	33.16	37.36	38.27	37.51	36.47	34.16	31.28	31.09	35.19	46.97	56.96	44.33	43.30	38.14	30.52	23.45
ILLINOIS.HUB	20.90	19.92	19.18	19.05	19.94	21.64	33.90	39.73	37.07	40.53	40.90	39.79	38.40	36.02	33.39	32.86	37.73	51.33	65.33	53.09	51.05	45.35	30.78	24.15
MICHIGAN.HUB	23.13	22.25	21.43	21.20	22.05	23.23	36.84	42.90	39.82	43.63	43.95	42.92	41.50	38.76	35.94	35.35	40.52	56.91	72.09	57.55	54.88	48.16	34.76	26.41
MINN.HUB	13.30	10.61	9.92	8.86	10.49	10.40	23.93	53.28	67.56	49.66	51.33	51.87	49.02	45.39	44.51	42.27	46.20	61.71	115.69	74.09	65.13	53.78	46.43	23.62
Cleared(GW)	54.2	52.8	51.8	51.8	52.7	55.2	60.8	63.4	63.5	64.0	64.5	64.6	64.5	63.8	63.5	63.1	63.9	66.8	67.7	67.0	65.5	63.6	61.6	59.6



Preliminary Real-Time Prices with Forecasted and Actual System Load

	HE1	HE2	HE3	HE4	HE5	HE6	HE7	HE8	HE9	HE10	HE11	HE12	HE13	HE14	HE15	HE16	HE17	HE18	HE19	HE20	HE21	HE22	HE23	HE24
CINERGY.HUB	20.23	19.36	18.86	19.30	19.73	34.24	35.28	39.39	39.65	38.58	30.96	43.22	80.36	82.16	62.00	40.50	79.45	129.75	88.22	89.57	108.32	106.34	33.34	21.49
FE.HUB	7.01	15.29	19.25	19.73	20.15	33.94	36.11	40.34	39.86	35.74	31.75	42.93	81.98	82.94	62.94	37.88	50.61	101.82	74.76	56.94	92.18	96.78	33.55	15.60
ILLINOIS.HUB	18.77	18.70	18.07	20.66	22.24	37.45	35.63	39.02	38.81	37.75	30.25	40.99	77.93	79.55	59.91	36.42	51.83	101.45	73.05	54.56	89.16	93.03	32.60	26.75
MICHIGAN.HUB	20.65	20.69	20.28	20.78	21.17	36.67	37.44	41.47	41.65	40.54	32.66	44.16	84.80	86.71	65.07	39.13	52.34	105.14	76.28	58.19	94.35	100.15	34.82	21.81
MINN.HUB	-31.30	17.94	10.86	14.45	16.27	6.74	18.76	39.03	40.75	39.23	30.57	41.62	79.79	80.56	60.56	36.43	48.61	79.78	96.37	69.49	143.89	96.67	33.57	20.85
Forecasted(GW)	55.9	53.9	52.6	52.2	52.6	55.0	60.2	63.6	65.4	66.0	66.4	66.3	66.2	66.0	65.6	65.2	65.5	68.3	70.8	70.1	68.8	66.5	63.7	59.9
(RT) - (DA Load)	0.51	-0.43	-0.71	-1.34	-2.01	-2.44	-2.54	0.31	1.96	1.77	1.74	1.75	2.02	2.21	2.20	2.11	1.63	1.63	3.67	3.65	3.77	3.68	2.13	-0.30



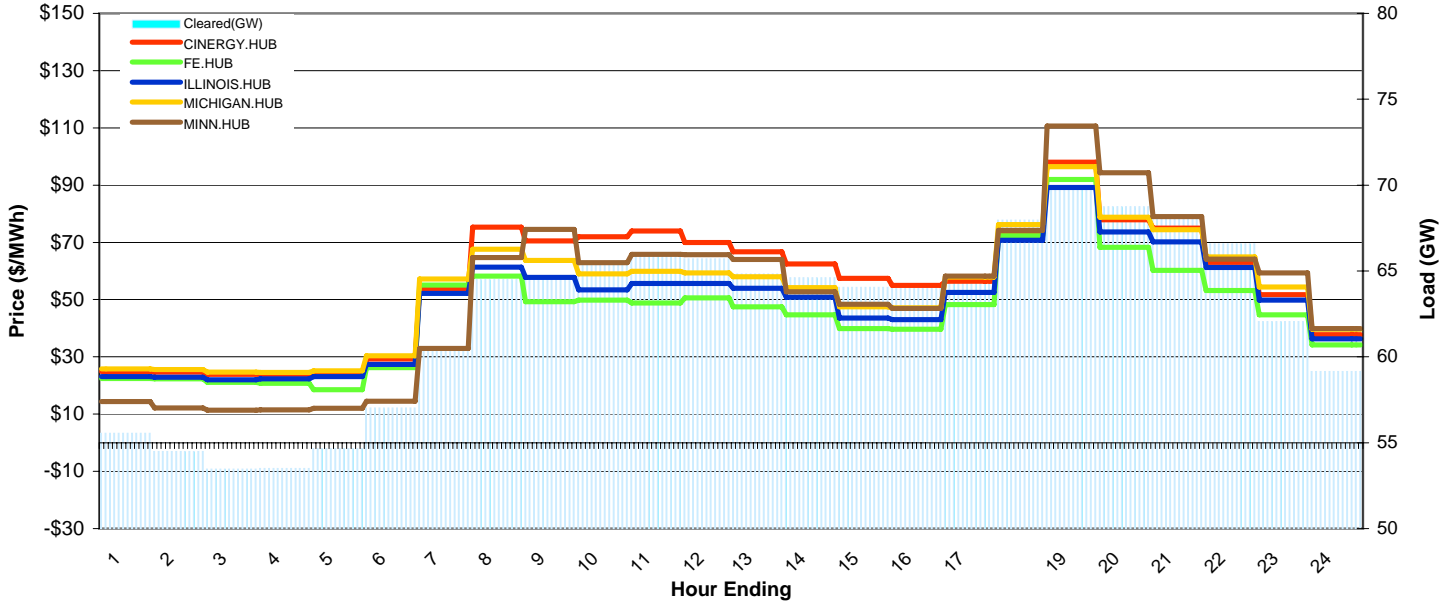
MISO Daily Report

Delivery Day: Thursday, November 15, 2007

Price Color Codes: ≤0 ≥100 ≥200

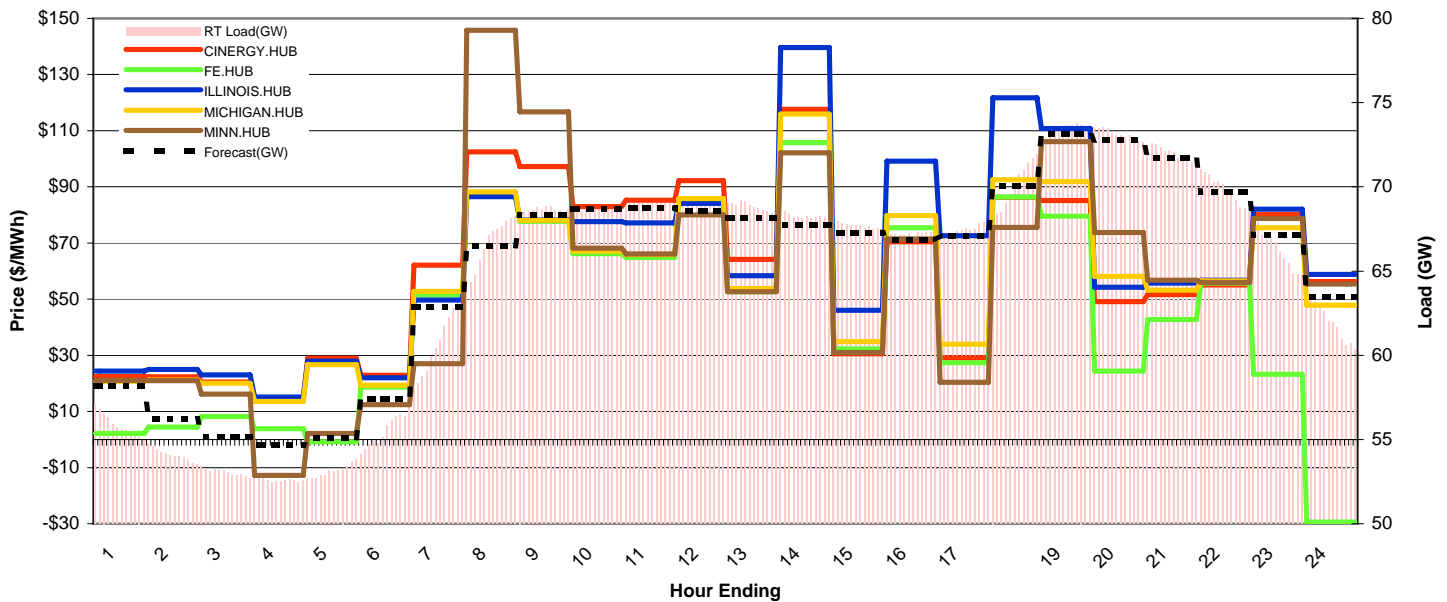
Day-Ahead Prices and Cleared Load

	HE1	HE2	HE3	HE4	HE5	HE6	HE7	HE8	HE9	HE10	HE11	HE12	HE13	HE14	HE15	HE16	HE17	HE18	HE19	HE20	HE21	HE22	HE23	HE24
CINERGY.HUB	24.93	24.65	23.90	23.89	24.76	29.24	53.70	75.31	70.49	72.00	74.00	70.00	66.74	62.47	57.44	55.00	56.40	73.00	98.00	77.91	75.00	62.99	51.72	37.76
FE.HUB	22.48	22.33	21.13	20.80	18.52	26.20	55.08	58.19	49.25	49.80	48.80	50.57	47.52	44.67	39.84	39.69	48.26	72.35	91.92	68.29	60.22	53.16	44.65	34.21
ILLINOIS.HUB	23.15	22.85	21.98	22.36	23.10	27.36	52.19	61.36	57.78	53.40	55.68	55.68	53.99	50.88	43.57	43.00	52.50	70.75	89.13	73.60	70.20	61.18	49.87	36.27
MICHIGAN.HUB	25.84	25.62	24.69	24.58	25.16	30.34	52.22	67.59	63.72	58.98	59.88	59.28	57.99	54.17	47.47	47.14	57.90	76.23	96.44	78.76	74.43	64.93	54.42	39.65
MINN.HUB	14.42	12.19	11.34	11.46	12.00	14.48	32.90	64.65	74.50	62.90	65.86	65.75	64.03	52.69	48.37	46.91	58.20	74.18	110.70	94.29	78.99	64.10	59.30	39.89
Cleared(GW)	55.6	54.5	53.5	53.5	54.7	57.0	60.4	64.5	64.6	65.6	65.9	65.7	64.8	64.6	64.0	64.0	64.7	68.0	69.8	68.8	68.1	66.6	62.1	59.2



Preliminary Real-Time Prices with Forecasted and Actual System Load

	HE1	HE2	HE3	HE4	HE5	HE6	HE7	HE8	HE9	HE10	HE11	HE12	HE13	HE14	HE15	HE16	HE17	HE18	HE19	HE20	HE21	HE22	HE23	HE24
CINERGY.HUB	22.40	22.35	20.52	13.97	28.91	22.88	62.06	102.47	97.20	83.00	85.21	92.25	64.15	117.64	30.50	70.48	29.04	86.31	85.13	49.09	51.61	55.01	80.07	56.35
FE.HUB	2.13	4.38	8.18	3.91	-0.87	18.64	51.49	87.78	77.69	66.18	64.87	84.51	52.66	105.76	32.28	75.50	27.29	86.42	79.55	24.39	42.68	55.72	23.23	-29.40
ILLINOIS.HUB	24.32	24.95	22.97	15.16	27.95	22.02	49.67	86.54	78.15	77.56	77.13	84.13	58.40	139.66	46.08	99.18	72.54	121.71	110.83	54.22	55.73	56.71	82.10	58.77
MICHIGAN.HUB	20.70	21.17	20.02	13.58	26.71	19.38	52.80	88.20	78.12	67.13	65.90	85.78	53.81	115.89	34.92	79.81	33.96	92.53	91.82	58.15	53.21	56.50	75.42	47.83
MINN.HUB	21.07	20.99	16.16	-12.82	2.13	12.43	27.04	145.79	116.75	68.13	66.07	80.02	52.63	102.15	30.99	71.42	20.37	75.58	106.15	73.78	56.74	55.90	78.70	55.34
Forecasted(GW)	58.1	56.2	55.1	54.7	55.1	57.4	62.8	66.5	68.4	68.7	68.8	68.5	68.2	67.7	67.3	66.8	67.1	70.0	73.2	72.8	71.7	69.7	67.2	63.4
(RT) - (DA Load)	0.29	-0.42	-0.42	-0.93	-1.55	-1.52	0.35	2.11	3.98	3.14	3.28	3.48	3.98	3.65	3.65	3.20	2.77	2.07	3.60	4.35	3.85	3.22	4.23	2.84



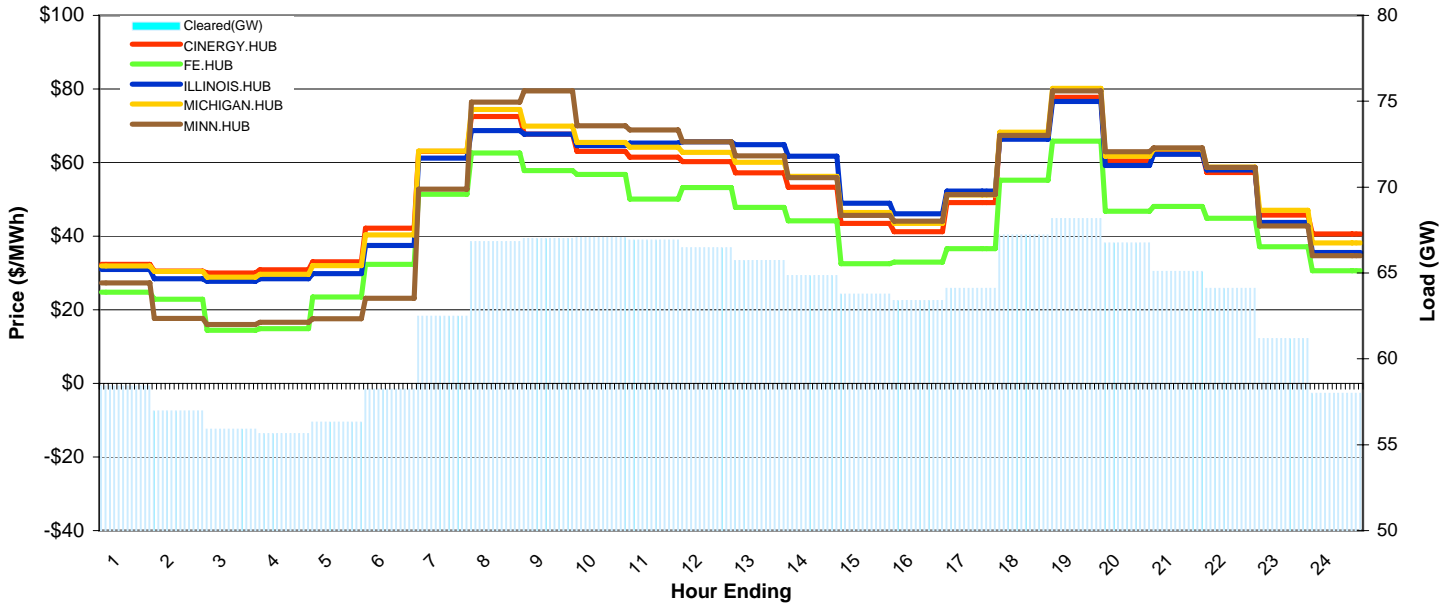
MISO Daily Report

Delivery Day: Friday, November 16, 2007

Price Color Codes: ≤0 ≥100 ≥200

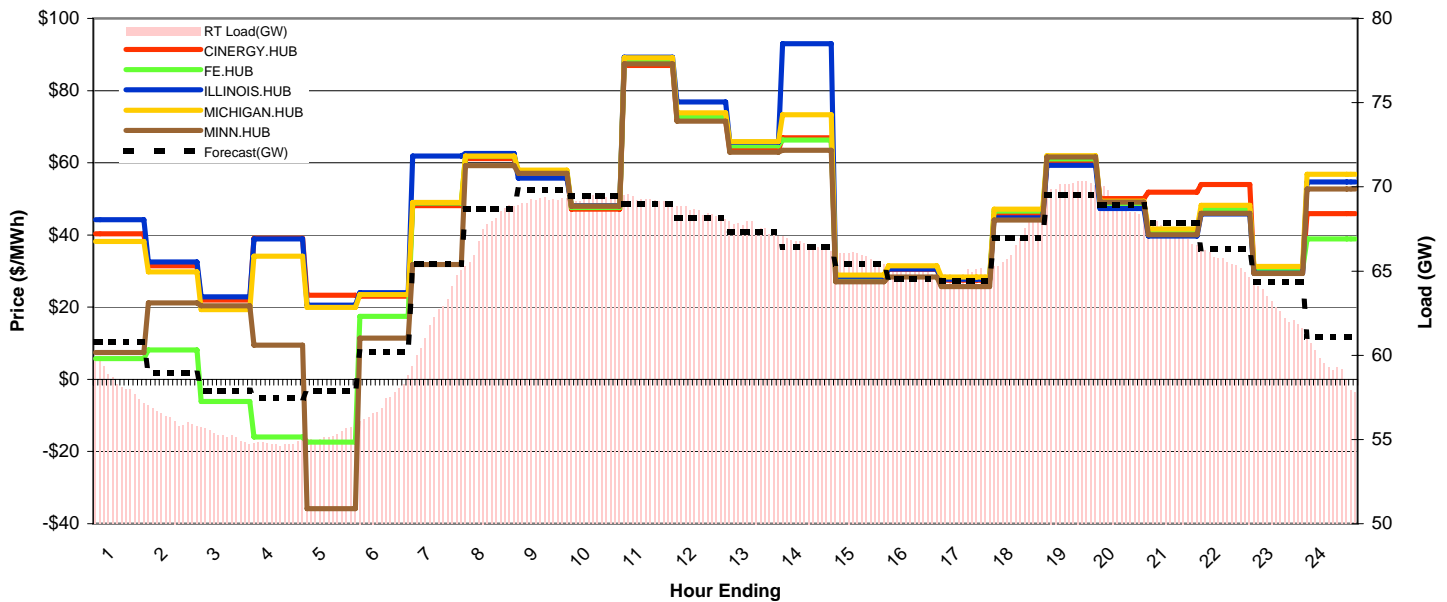
Day-Ahead Prices and Cleared Load

	HE1	HE2	HE3	HE4	HE5	HE6	HE7	HE8	HE9	HE10	HE11	HE12	HE13	HE14	HE15	HE16	HE17	HE18	HE19	HE20	HE21	HE22	HE23	HE24
CINERGY.HUB	32.34	30.51	30.00	30.89	33.04	42.17	63.05	72.50	67.74	63.04	61.45	60.29	57.19	53.30	43.49	41.24	49.11	67.67	77.76	60.46	62.44	57.30	45.74	40.65
FE.HUB	24.77	22.89	14.41	14.90	23.44	32.35	51.40	62.62	57.82	56.77	50.07	53.19	47.79	44.15	32.53	32.97	36.57	55.20	65.82	46.74	48.05	44.83	37.14	30.60
ILLINOIS.HUB	30.97	28.46	27.72	28.47	29.86	37.50	61.21	68.70	67.74	64.61	65.34	65.66	64.86	61.70	48.98	46.06	52.29	66.34	76.57	59.23	62.30	57.99	43.78	35.53
MICHIGAN.HUB	31.88	30.47	28.83	29.63	32.00	40.32	63.15	74.47	69.93	65.51	64.15	62.81	60.12	56.30	46.42	43.47	51.20	68.30	80.16	61.74	63.77	58.75	47.01	38.17
MINN.HUB	27.27	17.67	15.97	16.61	17.59	23.15	52.81	76.40	79.52	70.00	68.90	65.63	61.81	55.89	45.66	44.07	51.31	67.38	79.50	62.99	64.01	58.72	42.74	34.68
Cleared(GW)	58.4	57.0	55.9	55.6	56.3	58.2	62.5	66.8	67.0	67.1	66.9	66.5	65.7	64.9	63.8	63.4	64.1	67.2	68.2	66.8	65.1	64.1	61.2	58.0



Preliminary Real-Time Prices with Forecasted and Actual System Load

	HE1	HE2	HE3	HE4	HE5	HE6	HE7	HE8	HE9	HE10	HE11	HE12	HE13	HE14	HE15	HE16	HE17	HE18	HE19	HE20	HE21	HE22	HE23	HE24
CINERGY.HUB	40.35	31.43	21.95	39.12	23.31	23.08	48.17	61.14	57.15	47.13	87.01	71.81	63.57	66.96	27.73	30.49	27.50	45.59	59.93	50.05	51.88	53.99	29.96	45.90
FE.HUB	5.72	8.15	-6.16	-15.96	-17.35	17.49	48.85	61.86	57.63	47.57	87.96	72.71	64.67	66.29	28.26	30.87	27.99	46.65	61.12	48.57	40.90	47.17	30.44	38.92
ILLINOIS.HUB	44.27	32.56	22.83	38.94	20.58	24.04	61.90	62.58	55.78	48.14	89.31	76.85	65.65	93.03	28.54	30.56	27.71	44.74	59.28	47.29	39.73	45.83	29.38	54.70
MICHIGAN.HUB	38.19	29.82	19.30	34.13	19.93	23.50	49.01	61.89	57.97	47.99	89.09	73.82	65.87	73.29	28.89	31.44	28.38	47.19	61.98	49.38	41.68	48.23	31.32	56.78
MINN.HUB	7.46	21.17	20.36	9.49	-35.82	11.41	31.78	59.22	57.11	47.95	87.43	71.54	62.97	63.43	27.02	28.37	25.68	44.12	61.58	49.07	40.09	45.97	29.35	52.70
Forecasted(GW)	60.8	58.9	57.9	57.5	57.9	60.2	65.4	68.7	69.8	69.4	69.0	68.2	67.3	66.4	65.4	64.5	64.4	66.9	69.5	68.9	67.9	66.3	64.4	61.1
(RT) - (DA Load)	-0.01	-0.70	-0.69	-0.88	-1.02	-1.04	-0.19	0.65	2.18	2.28	2.33	2.02	1.85	1.72	2.08	1.67	0.76	-0.33	1.93	2.29	2.23	1.47	1.66	1.40



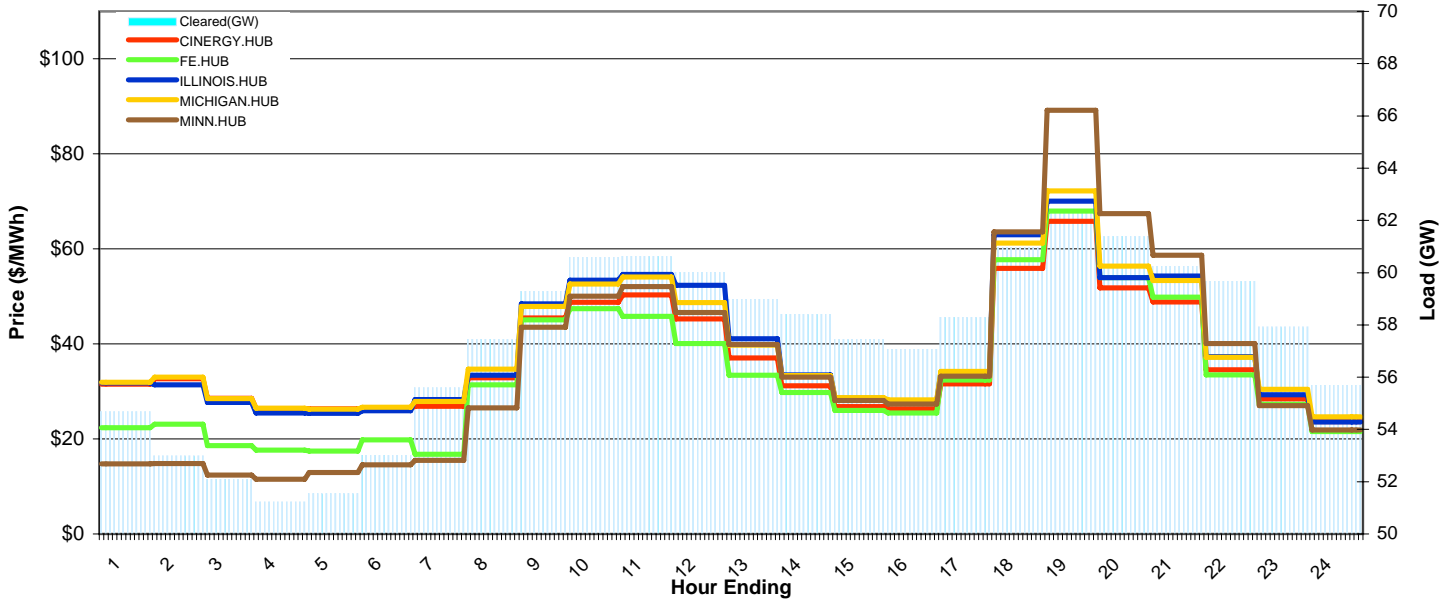
MISO Daily Report

Delivery Day: Saturday, November 17, 2007

Price Color Codes: ≤0 ≥100 ≥200

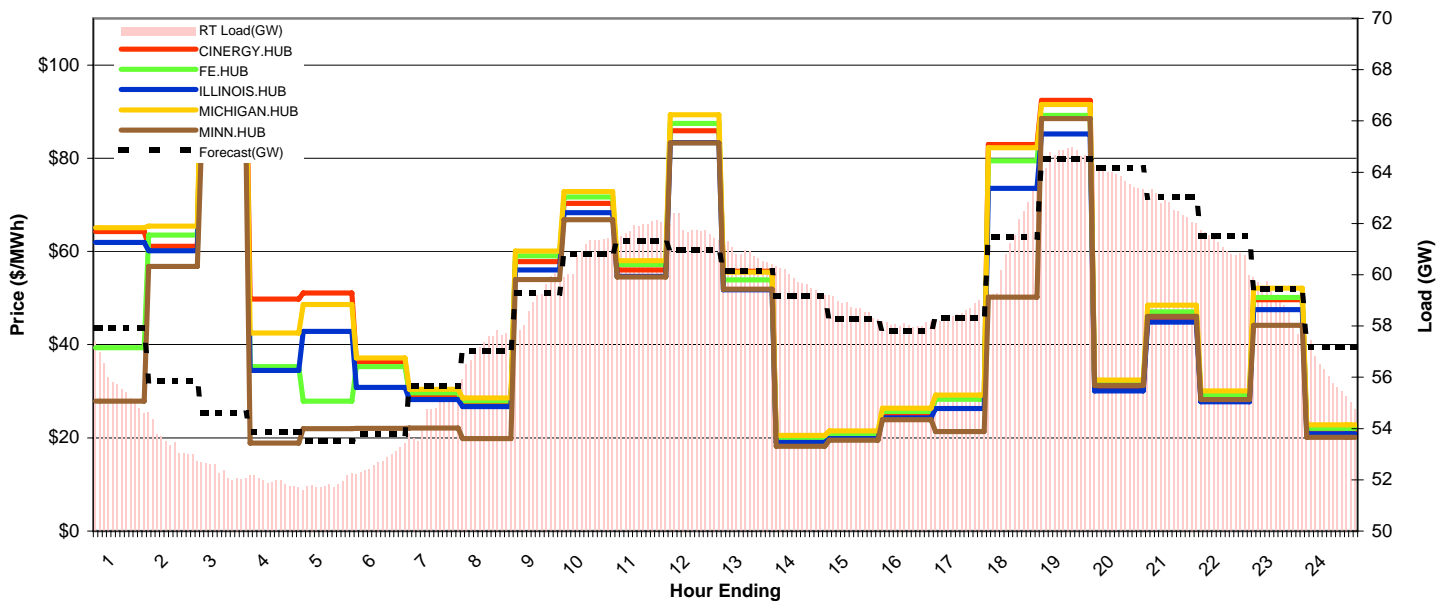
Day-Ahead Prices and Cleared Load

	HE1	HE2	HE3	HE4	HE5	HE6	HE7	HE8	HE9	HE10	HE11	HE12	HE13	HE14	HE15	HE16	HE17	HE18	HE19	HE20	HE21	HE22	HE23	HE24
CINERGY.HUB	31.51	32.66	28.58	26.38	26.34	26.39	26.90	32.89	45.46	48.79	50.33	45.28	37.07	31.16	26.83	26.36	31.62	55.94	65.80	51.77	48.87	34.58	28.45	23.62
FE.HUB	22.36	23.12	18.57	17.65	17.48	19.78	16.80	31.36	45.08	47.40	45.83	40.06	33.42	29.79	25.97	25.48	32.41	57.71	67.96	53.96	49.82	33.49	27.28	21.56
ILLINOIS.HUB	31.82	31.42	27.69	25.46	25.37	25.96	28.31	33.39	48.41	53.40	54.65	52.36	41.07	33.49	28.55	27.95	34.03	62.97	70.06	53.98	54.28	37.30	29.30	23.59
MICHIGAN.HUB	31.94	33.00	28.47	26.47	26.28	26.68	27.92	34.70	47.87	52.64	54.10	48.72	39.71	33.35	28.71	28.23	34.21	61.23	72.19	56.38	53.35	37.15	30.42	24.66
MINN.HUB	14.74	14.84	12.37	11.55	12.94	14.52	15.50	26.54	43.49	50.02	52.05	46.62	39.86	33.03	28.10	27.38	33.24	63.56	89.21	67.42	58.69	40.10	27.00	21.91
Cleared(GW)	54.7	53.0	52.1	51.2	51.5	53.0	55.6	57.5	59.3	60.6	60.6	60.0	59.0	58.4	57.5	57.1	58.3	61.0	62.3	61.4	60.2	59.7	57.9	55.7



Preliminary Real-Time Prices with Forecasted and Actual System Load

	HE1	HE2	HE3	HE4	HE5	HE6	HE7	HE8	HE9	HE10	HE11	HE12	HE13	HE14	HE15	HE16	HE17	HE18	HE19	HE20	HE21	HE22	HE23	HE24
CINERGY.HUB	64.28	61.13	104.91	49.77	51.12	36.38	29.28	27.57	57.83	70.29	56.05	85.92	55.78	20.41	20.38	25.02	28.58	82.92	92.40	30.72	45.84	28.43	49.67	21.50
FE.HUB	39.37	63.52	100.50	35.32	27.86	35.26	29.65	27.95	59.02	71.68	57.20	87.49	53.88	19.90	20.89	25.67	28.26	79.42	89.20	31.54	47.06	29.15	50.14	22.02
ILLINOIS.HUB	61.95	60.18	94.18	34.44	42.83	30.86	28.22	26.72	56.01	68.32	54.63	83.39	51.74	18.99	19.86	24.32	26.32	73.54	85.19	30.09	44.85	27.77	47.52	20.88
MICHIGAN.HUB	65.10	65.45	103.68	42.53	48.62	37.16	30.43	28.58	60.07	72.82	58.01	89.33	55.57	20.54	21.50	26.36	29.19	82.25	91.55	32.41	48.49	30.06	52.11	22.78
MINN.HUB	27.90	56.78	83.25	18.87	22.00	22.02	22.12	19.82	53.96	66.78	54.55	83.31	51.89	18.22	19.52	23.89	21.35	50.19	88.48	31.26	46.08	28.25	44.15	20.13
Forecasted(GW)	57.9	55.9	54.6	53.9	53.5	53.8	55.7	57.0	59.3	60.8	61.3	61.0	60.2	59.2	58.3	57.8	58.3	61.5	64.5	64.2	63.0	61.5	59.4	57.2
(RT) - (DA Load)	1.06	0.47	0.22	0.69	0.29	-0.26	-0.93	-0.23	-0.26	0.32	1.22	1.77	1.83	1.35	1.27	0.99	0.25	0.35	2.34	2.39	2.41	1.38	0.99	0.36



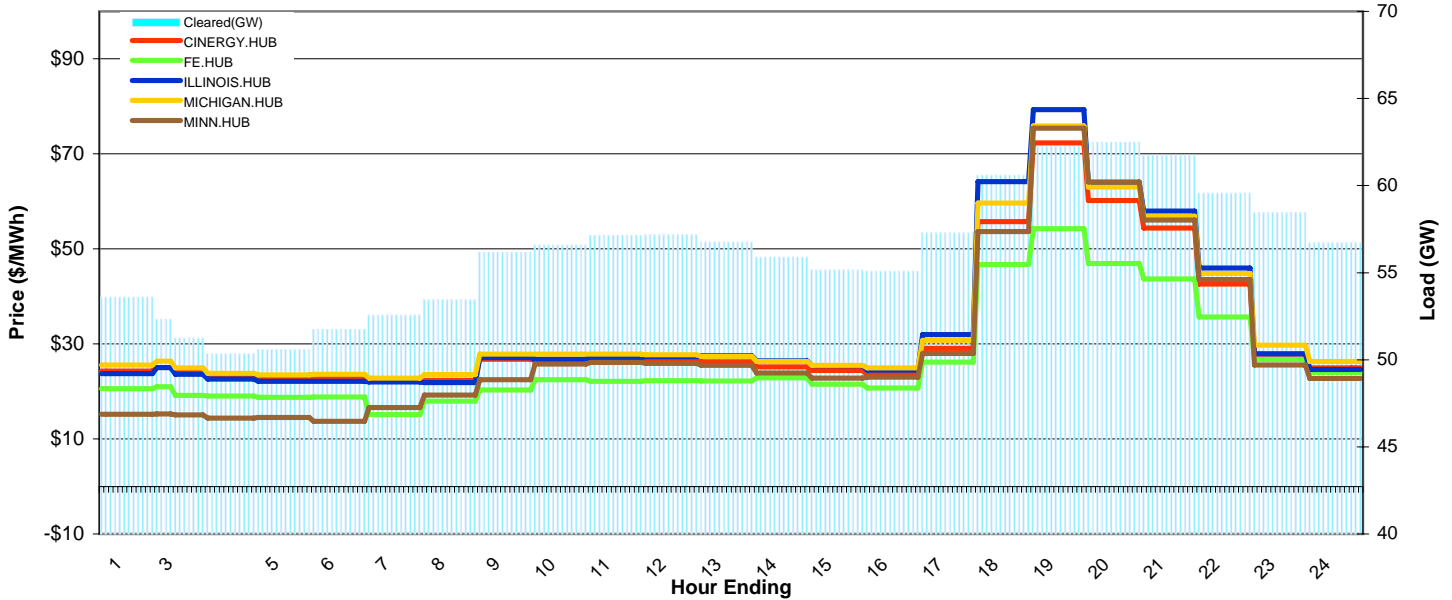
MISO Daily Report

Delivery Day: Sunday, November 18, 2007

Price Color Codes: ≤0 ≥100 ≥200

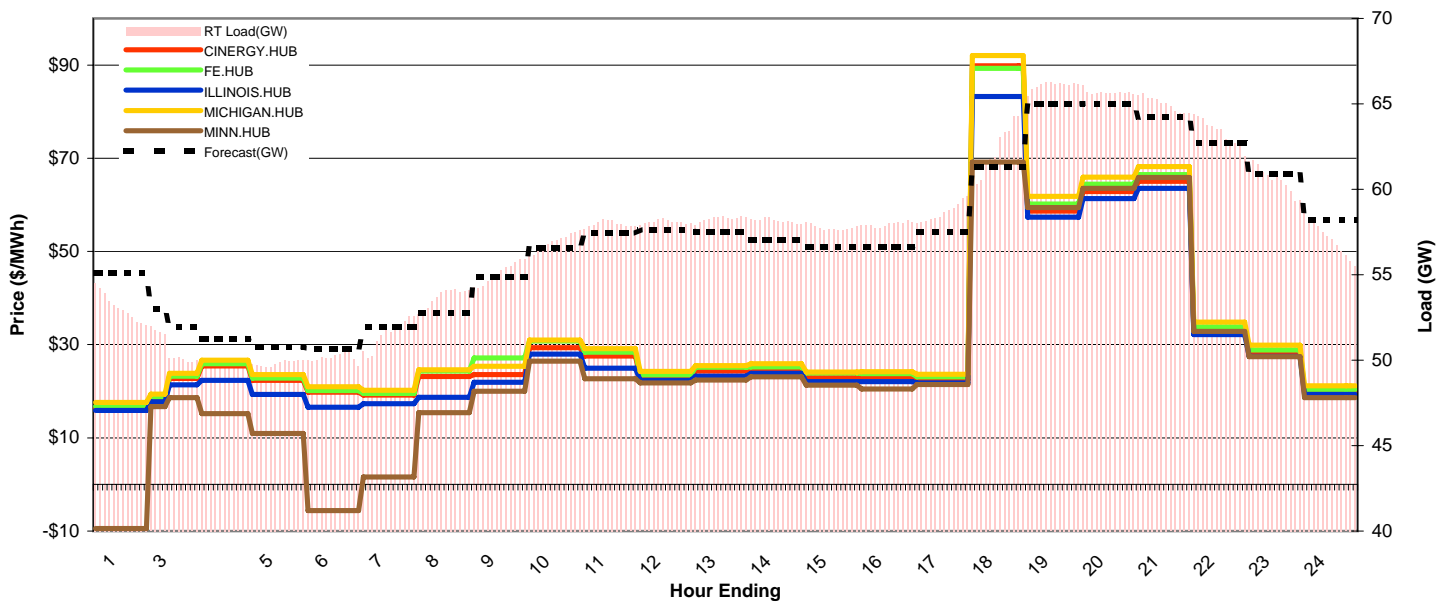
Day-Ahead Prices and Cleared Load

	HE1	HE2	HE3	HE4	HE5	HE6	HE7	HE8	HE9	HE10	HE11	HE12	HE13	HE14	HE15	HE16	HE17	HE18	HE19	HE20	HE21	HE22	HE23	HE24
CINERGY.HUB	24.31	25.04	24.12	22.95	22.66	22.82	22.36	22.36	26.76	26.42	26.79	26.79	26.26	25.14	24.39	23.54	29.09	55.76	72.33	60.19	54.43	42.64	27.89	24.95
FE.HUB	20.55	21.00	19.15	19.02	18.76	18.80	15.13	17.96	20.29	22.47	22.12	22.29	22.20	22.88	21.54	20.72	26.17	46.72	54.28	46.94	43.72	35.66	26.73	24.05
ILLINOIS.HUB	23.74	25.05	23.62	22.61	22.15	22.11	22.02	21.87	27.12	26.78	27.19	27.33	27.55	26.47	25.45	24.52	31.97	64.15	79.32	63.66	57.98	45.95	27.91	24.60
MICHIGAN.HUB	25.59	26.37	24.99	23.84	23.49	23.58	22.81	23.53	27.85	27.85	27.89	27.70	27.38	26.32	25.53	24.97	30.74	59.67	75.91	63.01	56.88	44.81	29.73	26.28
MINN.HUB	15.17	15.29	15.05	14.40	14.54	13.72	16.63	19.26	22.50	25.78	26.13	25.93	25.49	23.90	22.81	23.00	28.01	53.64	75.44	64.07	56.09	43.53	25.57	22.71
Cleared(GW)	53.6	52.3	51.2	50.3	50.6	51.7	52.6	53.5	56.2	56.6	57.1	57.2	56.8	55.9	55.1	55.1	57.3	60.6	62.3	62.5	61.8	59.6	58.4	56.7



Preliminary Real-Time Prices with Forecasted and Actual System Load

	HE1	HE2	HE3	HE4	HE5	HE6	HE7	HE8	HE9	HE10	HE11	HE12	HE13	HE14	HE15	HE16	HE17	HE18	HE19	HE20	HE21	HE22	HE23	HE24
CINERGY.HUB	16.41	18.35	22.78	25.44	22.37	19.80	19.16	23.18	23.57	29.36	27.58	23.23	24.36	24.83	22.86	23.01	22.45	89.86	58.65	62.83	65.04	33.00	28.22	19.93
FE.HUB	16.77	18.74	23.21	25.93	22.83	20.16	19.53	24.32	27.16	30.77	28.41	23.52	25.17	25.21	23.91	23.79	23.08	89.28	60.20	64.40	66.52	33.81	28.86	20.40
ILLINOIS.HUB	15.87	17.76	21.39	22.33	19.30	16.58	17.34	18.67	21.93	27.94	24.96	22.32	23.20	23.82	22.05	22.05	21.77	83.27	57.35	61.34	63.52	32.16	27.46	19.30
MICHIGAN.HUB	17.60	19.37	23.86	26.68	23.60	20.97	20.21	24.58	25.39	31.01	29.12	24.28	25.50	25.94	24.10	24.22	23.66	92.06	61.80	65.95	68.24	34.83	29.87	21.18
MINN.HUB	-9.42	16.69	18.62	15.21	10.92	-5.59	1.62	15.40	20.01	26.49	22.69	21.79	22.41	23.08	21.33	20.47	21.44	69.14	59.41	63.57	65.90	32.87	27.39	18.60
Forecasted(GW)	55.1	53.0	52.0	51.2	50.8	50.6	51.9	52.8	54.9	56.6	57.4	57.6	57.5	57.0	56.7	56.6	57.5	61.3	65.0	65.0	64.2	62.7	60.9	58.2
(RT) - (DA Load)	-0.50	-0.60	-1.21	-0.60	-0.77	-1.58	-1.05	0.24	-1.06	0.35	0.83	0.91	1.52	2.28	2.61	2.87	1.35	1.81	3.83	3.20	3.25	3.76	2.16	0.43



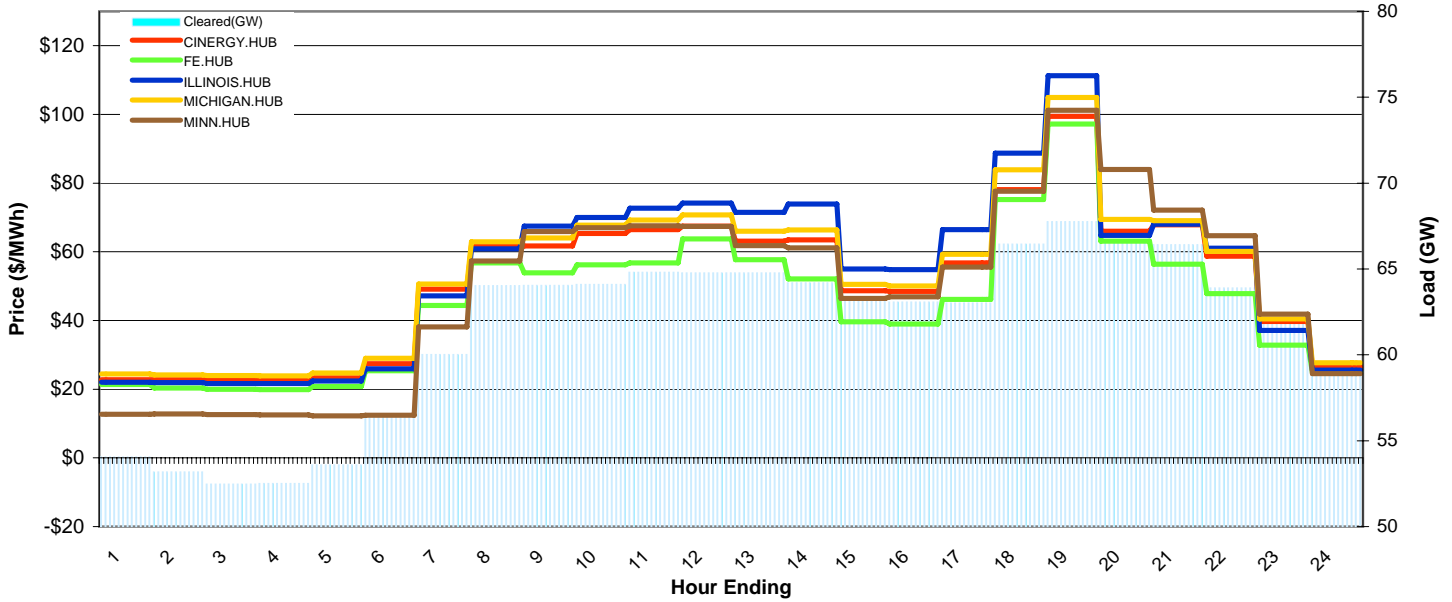
MISO Daily Report

Delivery Day: Monday, November 19, 2007

Price Color Codes: <=0 >=100 >=200

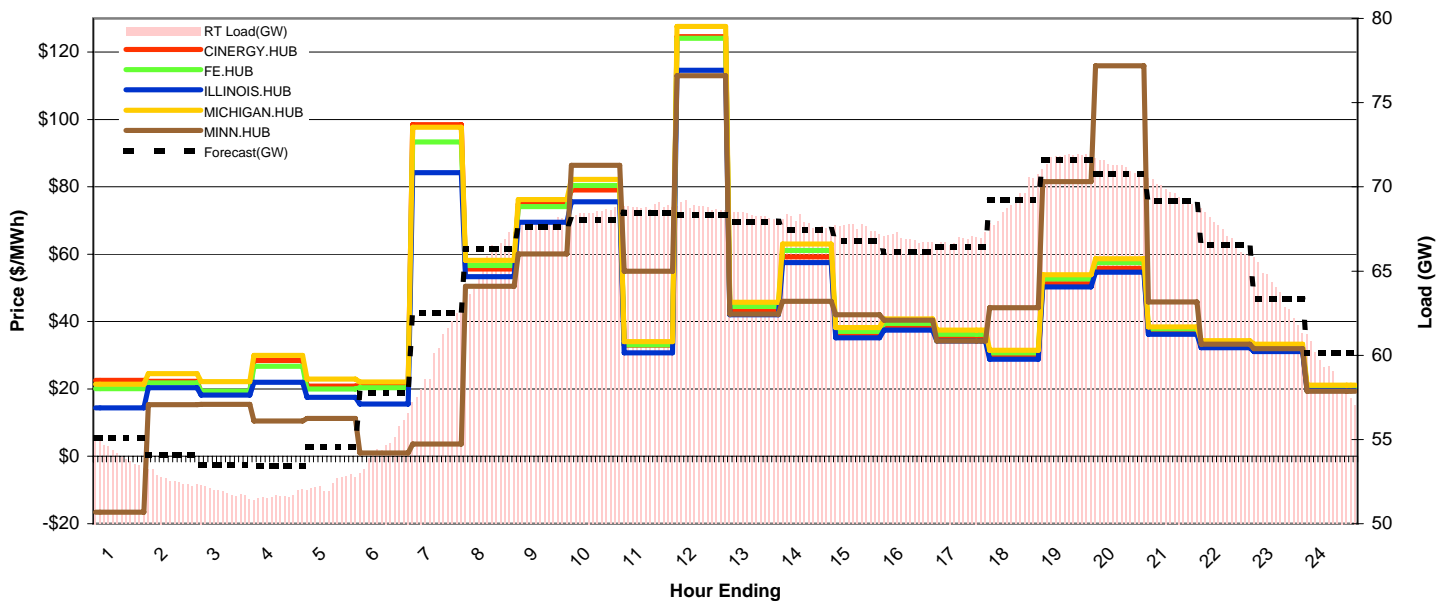
Day-Ahead Prices and Cleared Load

	HE1	HE2	HE3	HE4	HE5	HE6	HE7	HE8	HE9	HE10	HE11	HE12	HE13	HE14	HE15	HE16	HE17	HE18	HE19	HE20	HE21	HE22	HE23	HE24
CINERGY.HUB	22.76	22.77	22.80	22.68	23.31	27.40	49.13	61.81	61.68	65.36	66.50	67.44	63.12	63.46	48.68	48.46	56.81	78.14	99.43	66.00	67.86	58.74	39.76	26.48
FE.HUB	21.34	20.36	19.99	19.88	20.83	25.36	44.38	56.74	53.91	56.17	56.81	63.72	57.69	52.07	39.62	38.97	46.13	75.23	97.22	63.09	56.40	47.85	32.80	24.87
ILLINOIS.HUB	22.05	21.95	21.67	21.61	22.40	25.91	47.13	60.84	67.47	70.02	72.68	74.21	71.51	73.91	54.97	54.84	66.47	88.77	111.31	64.79	68.08	61.10	37.11	25.57
MICHIGAN.HUB	24.40	24.17	23.99	23.88	24.71	28.98	50.64	62.88	64.00	67.76	69.28	70.70	66.04	66.32	50.54	50.02	59.25	83.87	104.96	69.43	69.08	60.12	40.43	27.69
MINN.HUB	12.71	12.84	12.59	12.53	12.25	12.44	38.11	57.33	65.92	67.06	67.58	67.36	61.79	61.18	46.43	46.93	55.56	77.68	101.17	83.99	72.14	64.65	41.84	24.52
Cleared(GW)	54.1	53.2	52.5	52.5	53.6	56.5	60.0	64.0	64.0	64.1	64.8	64.8	64.8	64.2	63.4	63.1	63.0	66.4	67.8	66.7	66.4	63.9	62.1	58.8



Preliminary Real-Time Prices with Forecasted and Actual System Load

	HE1	HE2	HE3	HE4	HE5	HE6	HE7	HE8	HE9	HE10	HE11	HE12	HE13	HE14	HE15	HE16	HE17	HE18	HE19	HE20	HE21	HE22	HE23	HE24
CINERGY.HUB	22.57	22.26	19.11	28.41	20.81	21.01	98.50	55.65	74.87	79.08	33.04	124.63	43.24	59.23	36.02	38.43	35.18	29.73	51.21	55.80	36.81	32.78	31.63	19.99
FE.HUB	20.06	21.76	19.31	26.78	20.04	20.40	93.30	56.67	74.12	80.37	33.07	124.14	44.49	61.11	37.08	39.50	36.20	30.71	52.72	57.51	37.81	33.66	32.34	20.37
ILLINOIS.HUB	14.40	20.35	18.19	21.95	17.53	15.50	84.20	53.30	69.49	75.57	30.69	114.58	42.08	57.51	35.18	37.51	34.27	28.80	60.31	54.69	36.21	32.25	31.11	19.52
MICHIGAN.HUB	21.42	24.55	22.20	29.93	22.96	22.04	97.74	58.17	76.19	82.26	34.02	127.62	45.73	63.06	38.23	40.81	37.45	31.51	53.88	58.61	38.40	34.37	33.25	21.15
MINN.HUB	-16.54	15.34	15.46	10.54	11.22	1.00	3.62	50.51	60.07	86.36	54.97	112.97	42.23	45.98	42.04	40.42	34.27	44.10	81.56	115.96	45.79	33.28	31.93	19.35
Forecasted(GW)	55.1	54.1	53.5	53.4	54.5	57.7	62.5	66.3	67.6	68.0	68.5	68.3	67.9	67.5	66.8	66.2	66.4	69.2	71.6	70.8	69.1	66.5	63.3	60.2
(RT) - (DA Load)	0.08	-0.56	-0.59	-0.88	-1.21	-1.81	0.01	1.61	3.81	4.37	4.00	4.03	3.52	3.68	4.19	3.81	3.83	2.70	3.98	4.51	3.23	3.37	1.50	0.21



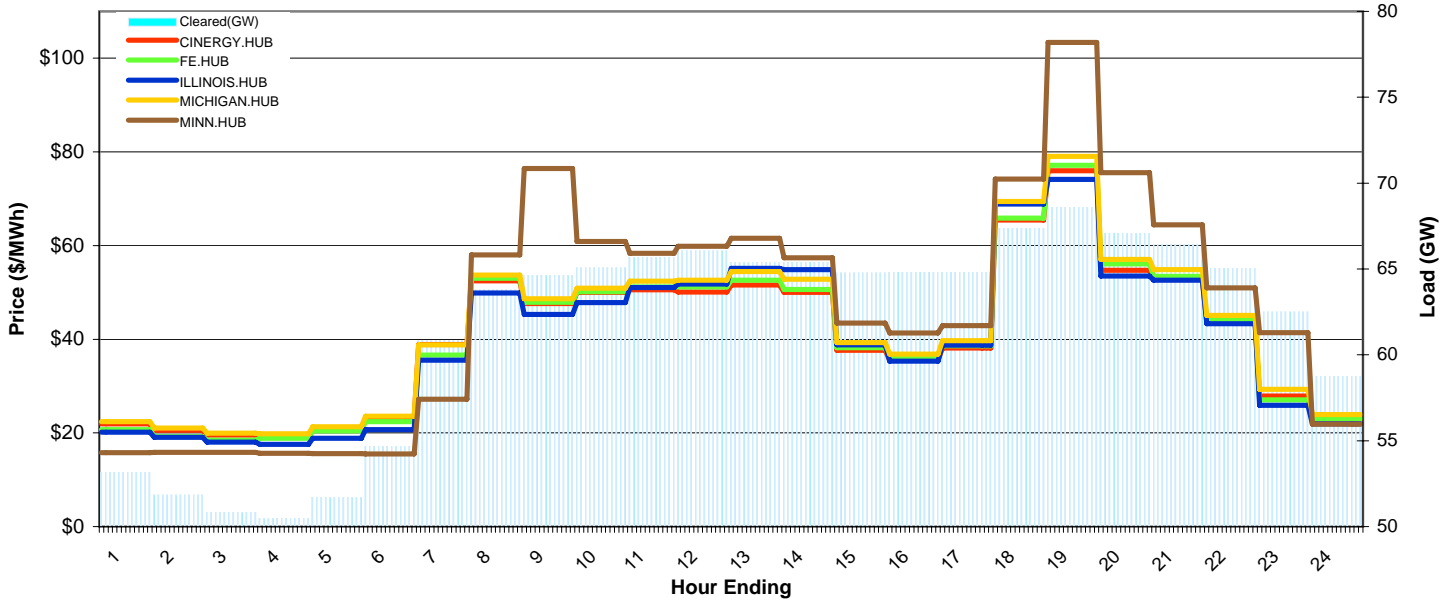
MISO Daily Report

Delivery Day: Tuesday, November 20, 2007

Price Color Codes: <=0 >=100 >=200

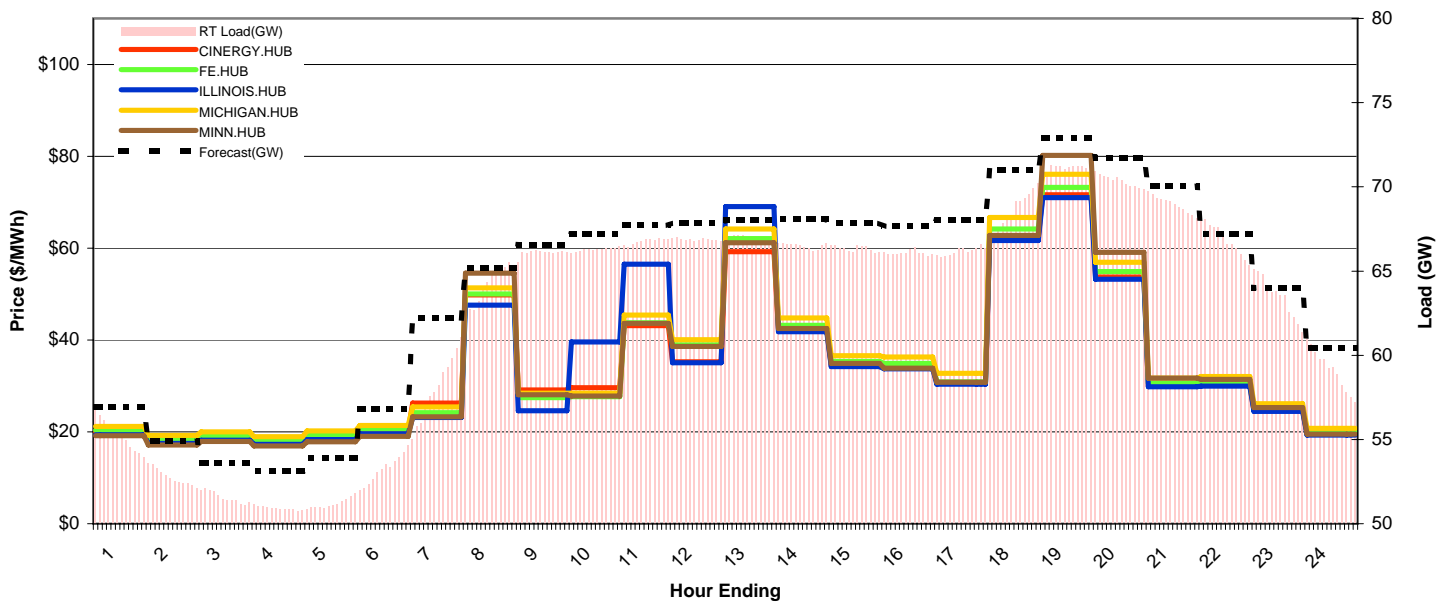
Day-Ahead Prices and Cleared Load

	HE1	HE2	HE3	HE4	HE5	HE6	HE7	HE8	HE9	HE10	HE11	HE12	HE13	HE14	HE15	HE16	HE17	HE18	HE19	HE20	HE21	HE22	HE23	HE24
CINERGY.HUB	21.92	20.56	19.54	19.35	20.86	23.11	38.88	52.48	47.59	50.00	50.54	50.11	51.60	50.00	37.67	35.50	38.15	65.43	76.00	54.71	52.75	43.56	27.88	22.99
FE.HUB	20.70	19.18	18.47	18.84	20.43	22.44	36.60	53.01	47.88	50.15	51.19	51.17	52.60	50.64	38.18	35.96	38.63	65.86	77.16	56.09	53.40	44.17	27.03	23.02
ILLINOIS.HUB	20.16	19.05	18.02	17.55	18.86	20.69	35.53	49.85	45.31	47.83	51.03	51.82	55.12	54.85	38.81	35.30	38.73	68.89	74.13	53.53	52.60	43.30	25.89	21.90
MICHIGAN.HUB	22.42	21.03	19.98	19.80	21.32	23.55	38.80	53.73	48.64	50.88	52.41	52.58	54.47	52.78	39.30	36.81	39.69	69.42	79.06	57.05	54.88	45.07	29.31	23.89
MINN.HUB	15.75	15.84	15.82	15.62	15.61	15.48	27.21	58.00	76.44	60.88	58.33	59.84	61.53	57.39	43.46	41.33	42.90	74.23	103.36	75.59	64.43	50.96	41.40	21.85
Cleared(GW)	53.1	51.8	50.8	50.5	51.7	54.7	60.8	63.8	64.6	65.1	65.7	66.1	65.4	65.4	64.8	64.8	64.8	67.4	68.6	67.1	66.4	65.0	62.5	58.7



Preliminary Real-Time Prices with Forecasted and Actual System Load

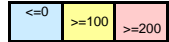
	HE1	HE2	HE3	HE4	HE5	HE6	HE7	HE8	HE9	HE10	HE11	HE12	HE13	HE14	HE15	HE16	HE17	HE18	HE19	HE20	HE21	HE22	HE23	HE24
CINERGY.HUB	19.92	17.98	18.72	17.78	18.91	20.22	26.23	49.78	29.13	29.64	43.14	35.24	59.22	42.20	34.58	34.11	30.79	62.44	71.62	53.69	29.97	30.19	24.65	19.58
FE.HUB	20.36	18.38	19.11	18.17	19.33	20.61	24.20	50.04	27.48	27.64	43.75	38.96	62.05	43.20	35.35	34.91	30.85	64.15	73.25	54.87	30.60	30.38	25.11	19.97
ILLINOIS.HUB	19.37	17.50	18.21	17.27	18.34	19.56	23.13	47.57	24.58	39.56	56.47	35.07	69.06	41.78	34.21	33.71	30.40	61.62	71.01	53.24	29.80	29.96	24.45	19.27
MICHIGAN.HUB	21.19	19.22	19.98	18.96	20.17	21.40	25.45	51.34	28.39	28.43	45.43	40.08	64.16	44.77	36.58	36.32	32.77	66.65	76.10	56.92	31.73	32.04	26.10	20.79
MINN.HUB	19.19	17.17	17.91	16.91	17.86	18.99	23.28	54.58	28.05	27.80	43.62	38.61	61.17	42.48	34.88	33.83	30.77	62.80	80.15	59.07	31.68	31.45	25.30	19.48
Forecasted(GW)	56.9	54.9	53.6	53.1	53.9	56.8	62.2	65.2	66.6	67.2	67.7	67.9	68.0	68.1	67.8	67.7	68.0	71.0	72.9	71.7	70.0	67.2	64.0	60.4
(RT) - (DA Load)	2.09	0.94	0.77	0.44	-0.51	-1.42	-2.76	0.36	1.44	1.20	1.09	0.82	1.50	1.11	1.56	1.27	1.36	1.19	2.48	3.28	2.54	1.85	0.97	0.39



MISO Daily Report

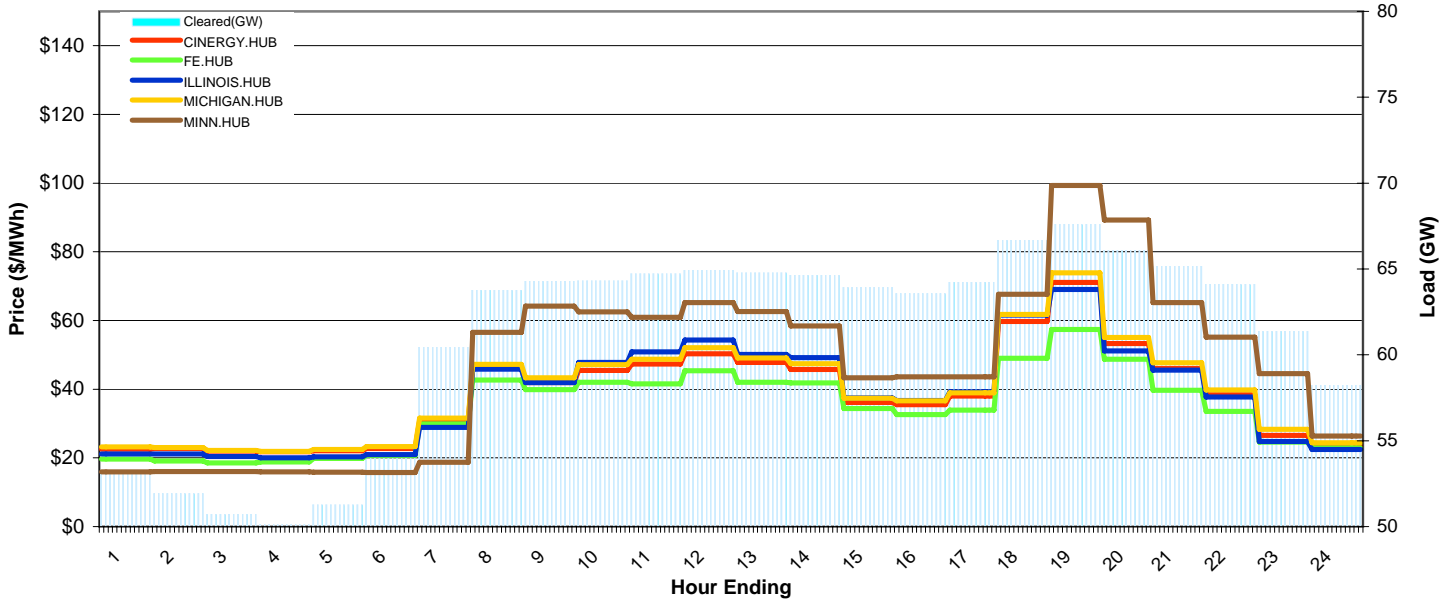
Delivery Day: Wednesday, November 21, 2007

Price Color Codes:



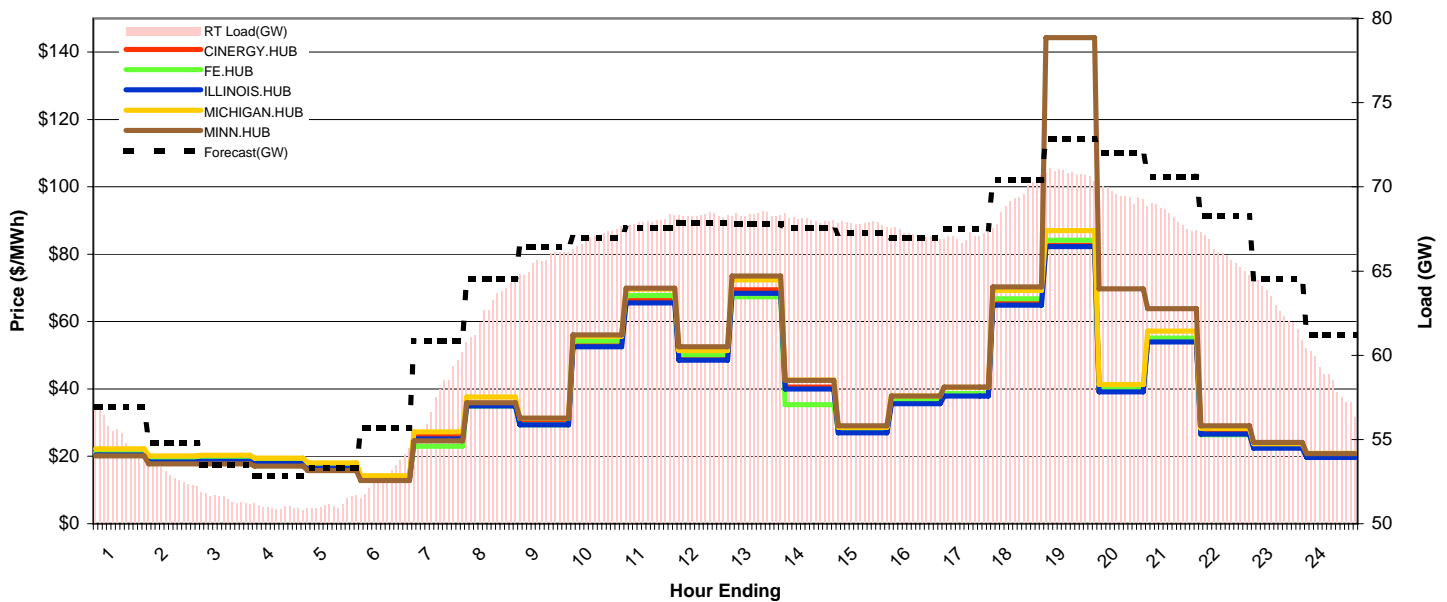
Day-Ahead Prices and Cleared Load

	HE1	HE2	HE3	HE4	HE5	HE6	HE7	HE8	HE9	HE10	HE11	HE12	HE13	HE14	HE15	HE16	HE17	HE18	HE19	HE20	HE21	HE22	HE23	HE24
CINERGY.HUB	22.56	22.71	21.99	21.78	22.12	22.74	30.74	46.40	41.89	45.44	47.29	50.27	47.78	45.74	36.15	35.54	38.00	59.68	71.07	53.33	45.99	38.43	26.53	23.40
FE.HUB	19.65	19.14	18.55	18.85	19.83	20.70	29.95	42.70	39.84	42.05	41.54	45.33	42.01	41.83	34.40	32.58	33.89	48.99	57.41	48.73	39.73	33.50	24.62	22.91
ILLINOIS.HUB	21.13	21.15	20.43	20.04	20.30	20.97	28.89	45.87	41.92	47.79	50.85	54.31	50.15	49.18	37.41	36.74	39.26	61.56	69.08	51.17	45.59	37.73	24.81	22.49
MICHIGAN.HUB	23.23	22.99	22.15	21.92	22.44	23.27	31.58	47.24	43.34	47.15	48.77	52.04	49.12	47.38	37.37	36.60	38.97	61.81	73.86	55.02	47.68	39.80	28.28	24.44
MINN.HUB	15.93	16.02	16.06	15.95	15.85	15.79	18.77	56.56	64.19	62.52	60.91	65.26	62.57	58.42	43.31	43.58	43.58	67.68	99.30	89.30	65.21	55.19	44.58	26.37
Cleared(GW)	53.2	51.9	50.7	50.1	51.3	54.3	60.4	63.8	64.3	64.3	64.7	64.9	64.8	64.6	63.9	63.6	64.2	66.7	67.6	66.1	65.2	64.1	61.4	58.2



Preliminary Real-Time Prices with Forecasted and Actual System Load

	HE1	HE2	HE3	HE4	HE5	HE6	HE7	HE8	HE9	HE10	HE11	HE12	HE13	HE14	HE15	HE16	HE17	HE18	HE19	HE20	HE21	HE22	HE23	HE24
CINERGY.HUB	20.83	18.84	19.06	18.34	17.01	13.50	25.92	35.71	29.85	53.25	66.47	49.18	69.40	40.60	27.38	35.99	38.27	65.80	82.66	39.52	54.62	26.97	22.70	19.98
FE.HUB	21.23	19.21	19.42	18.66	17.32	13.72	23.02	34.96	29.35	54.21	67.75	50.12	67.35	35.30	27.86	36.68	38.68	66.78	84.15	40.00	55.08	26.40	23.20	20.42
ILLINOIS.HUB	20.40	18.36	18.52	17.82	16.51	13.11	25.16	34.93	29.36	52.50	65.54	48.50	68.36	39.99	27.01	35.61	37.92	64.89	82.29	39.15	54.00	26.62	22.38	19.65
MICHIGAN.HUB	22.27	20.11	20.32	19.48	18.06	14.23	27.31	37.65	31.30	55.70	69.60	51.43	72.41	42.67	28.63	37.92	40.49	69.26	86.99	41.35	57.17	28.27	23.74	20.94
MINN.HUB	20.14	17.75	17.72	17.12	15.80	12.79	24.65	35.91	31.33	56.08	69.90	52.54	73.57	42.59	29.04	37.94	40.55	70.27	144.28	69.76	63.84	29.03	24.12	20.77
Forecasted(GW)	56.9	54.8	53.5	52.9	53.3	55.7	60.9	64.5	66.4	67.0	67.5	67.9	67.8	67.6	67.2	67.0	67.5	70.4	72.8	72.0	70.6	68.3	64.5	61.2
(RT) - (DA Load)	2.19	0.99	0.78	0.86	-0.11	-1.32	-2.97	-0.94	1.33	2.74	3.25	3.40	3.58	3.42	3.92	3.61	2.81	2.63	3.23	3.52	3.07	1.89	1.51	0.29



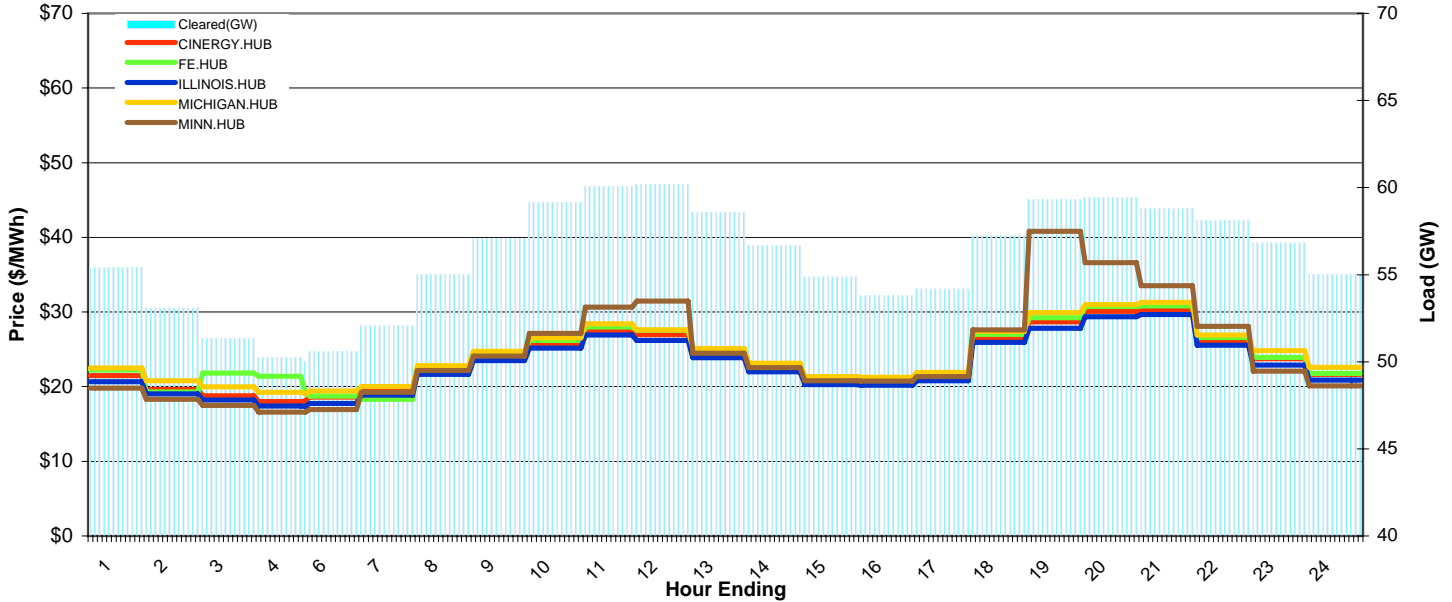
MISO Daily Report

Delivery Day: Thursday, November 22, 2007

Price Color Codes: ≤0 ≥100 ≥200

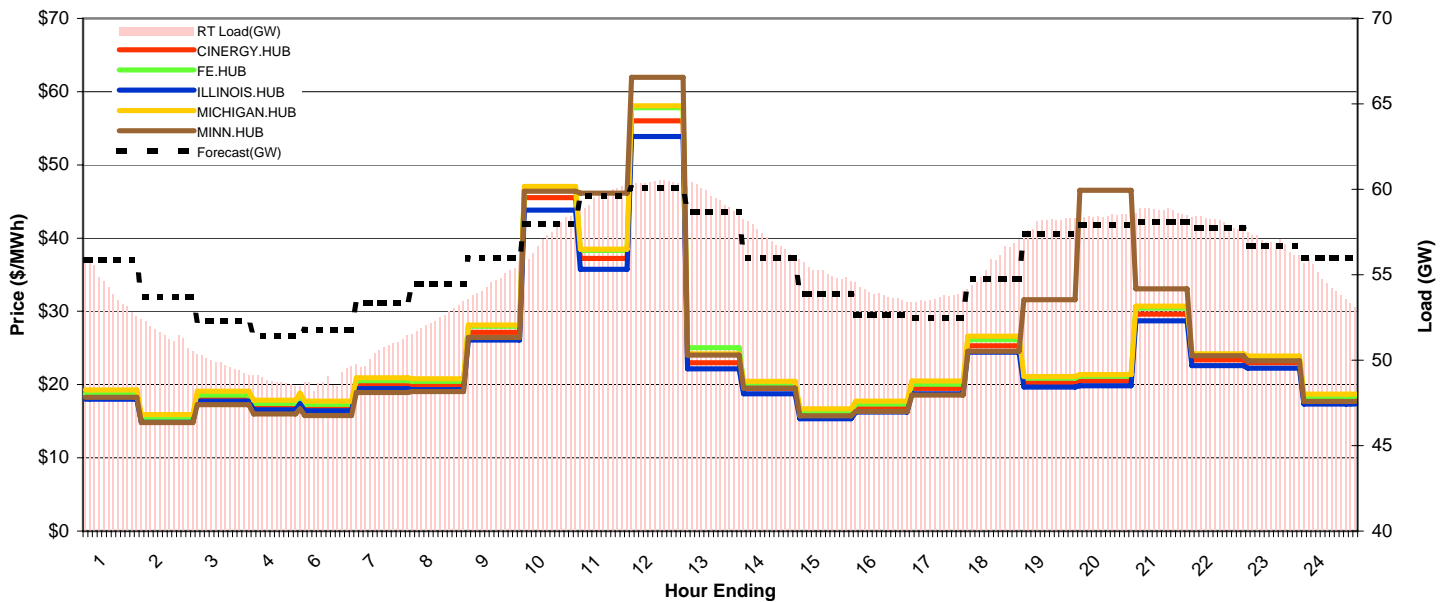
Day-Ahead Prices and Cleared Load

	HE1	HE2	HE3	HE4	HE5	HE6	HE7	HE8	HE9	HE10	HE11	HE12	HE13	HE14	HE15	HE16	HE17	HE18	HE19	HE20	HE21	HE22	HE23	HE24
CINERGY.HUB	21.48	19.63	18.76	18.02	18.09	18.59	19.41	22.10	23.99	25.74	27.53	26.96	24.38	22.44	20.69	20.63	21.23	26.54	28.69	30.10	30.25	26.11	23.74	21.63
FE.HUB	22.25	19.29	21.80	21.38	19.21	18.74	18.29	22.48	24.40	26.19	28.00	27.56	24.80	22.83	21.04	20.99	21.60	27.00	29.25	30.75	30.84	26.59	23.93	21.79
ILLINOIS.HUB	20.66	19.02	18.20	17.41	17.36	17.75	18.88	21.63	23.48	25.15	26.92	26.20	23.87	21.98	20.26	20.21	20.79	25.95	27.84	29.38	29.68	25.56	22.91	20.86
MICHIGAN.HUB	22.52	20.80	19.99	19.26	19.03	19.42	20.01	22.79	24.74	26.53	28.40	27.62	25.14	23.14	21.33	21.28	21.89	27.41	29.93	31.01	31.28	26.94	24.81	22.59
MINN.HUB	19.81	18.30	17.48	16.61	16.58	16.92	19.24	22.17	24.11	27.15	30.65	31.45	24.49	22.55	20.78	20.73	21.33	27.60	40.82	36.61	33.51	28.09	22.09	20.11
Cleared(GW)	55.4	53.1	51.4	50.3	50.0	50.6	52.1	55.0	57.1	59.2	60.1	60.2	58.6	56.7	54.9	53.8	54.2	57.3	59.3	59.4	58.8	58.1	56.8	55.0



Preliminary Real-Time Prices with Forecasted and Actual System Load

	HE1	HE2	HE3	HE4	HE5	HE6	HE7	HE8	HE9	HE10	HE11	HE12	HE13	HE14	HE15	HE16	HE17	HE18	HE19	HE20	HE21	HE22	HE23	HE24
CINERGY.HUB	18.37	15.18	18.19	17.09	17.97	16.95	20.05	19.97	27.12	45.53	37.25	56.02	23.00	19.48	15.95	16.88	19.49	25.31	20.24	20.48	29.64	23.36	22.98	17.97
FE.HUB	18.75	15.50	18.58	17.43	18.32	17.32	20.54	20.46	27.97	46.77	38.33	57.83	25.03	20.18	16.40	17.35	20.05	26.11	20.90	21.16	30.44	23.97	23.58	18.39
ILLINOIS.HUB	18.01	14.86	17.73	16.58	17.40	16.41	19.43	19.30	26.10	43.82	35.74	53.87	22.16	18.75	15.35	16.25	18.75	24.43	19.66	19.82	28.72	22.61	22.22	17.36
MICHIGAN.HUB	19.29	15.91	19.10	17.89	18.83	17.73	20.92	20.82	28.15	47.04	38.49	58.09	24.20	20.46	16.70	17.73	20.51	26.60	21.09	21.36	30.70	24.20	23.89	18.68
MINN.HUB	18.25	14.80	17.26	16.01	16.67	15.77	18.92	19.06	26.43	46.40	46.13	61.94	24.04	19.52	15.73	16.36	18.59	24.57	31.60	46.54	33.09	23.95	23.26	17.70
Forecasted(GW)	55.9	53.7	52.3	51.4	51.3	51.8	53.4	54.5	56.0	58.0	59.6	60.1	58.7	56.0	53.9	52.7	52.4	54.8	57.4	57.9	58.1	57.7	56.7	56.0
(RT) - (DA Load)	-1.23	-1.62	-1.61	-1.46	-1.55	-1.75	-1.54	-2.59	-2.52	-1.85	-0.47	0.19	0.95	0.45	0.25	0.07	-0.55	-1.58	-1.28	-1.01	-0.06	-0.04	0.03	-0.55



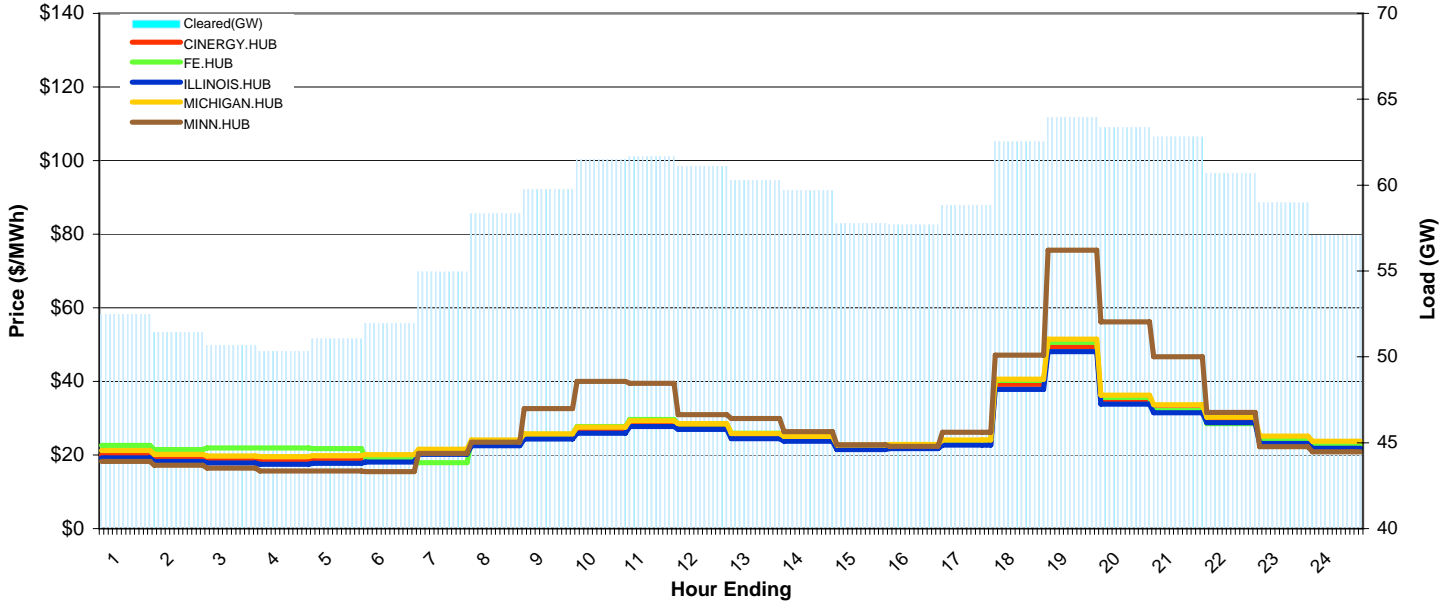
MISO Daily Report

Delivery Day: Friday, November 23, 2007

Price Color Codes: ≤0 ≥100 ≥200

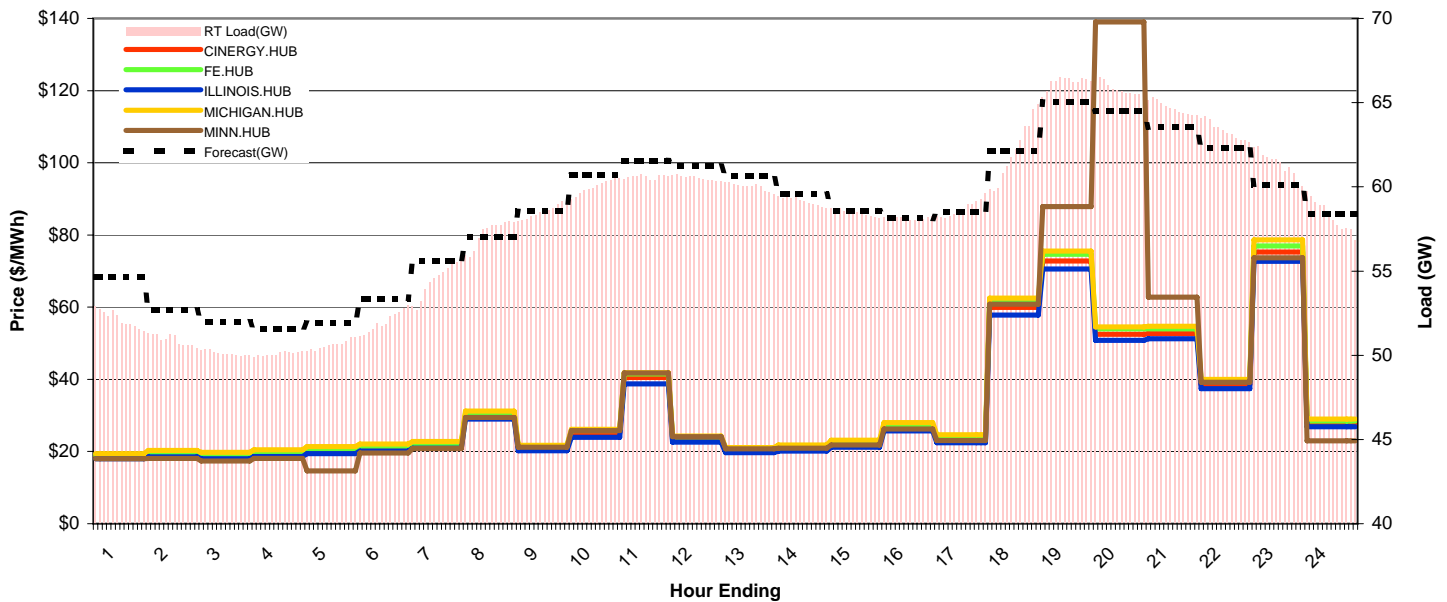
Day-Ahead Prices and Cleared Load

	HE1	HE2	HE3	HE4	HE5	HE6	HE7	HE8	HE9	HE10	HE11	HE12	HE13	HE14	HE15	HE16	HE17	HE18	HE19	HE20	HE21	HE22	HE23	HE24
CINERGY.HUB	19.96	18.86	18.45	18.21	18.47	19.10	20.90	23.24	25.02	26.95	28.74	27.63	25.21	24.29	21.95	22.14	23.29	39.18	49.41	34.73	32.27	29.29	24.00	22.69
FE.HUB	22.57	21.49	21.90	21.90	21.71	19.23	17.87	23.73	25.63	27.76	29.68	28.40	25.93	24.85	22.41	22.58	23.87	40.27	50.61	35.68	32.13	28.51	24.22	22.88
ILLINOIS.HUB	19.24	18.25	17.82	17.49	17.74	18.09	20.15	22.54	24.34	25.94	27.70	26.99	24.47	23.72	21.50	21.74	22.66	37.80	48.05	33.84	31.48	28.76	23.12	21.80
MICHIGAN.HUB	21.24	20.16	19.77	19.58	19.85	20.08	21.56	24.06	25.75	27.58	29.33	28.55	25.86	25.02	22.66	22.90	24.05	40.59	51.50	36.30	33.62	30.29	25.11	23.72
MINN.HUB	18.26	17.23	16.47	15.65	15.62	15.47	20.41	23.44	32.63	39.98	39.51	30.97	29.88	26.32	22.82	22.31	26.15	47.11	75.64	56.15	46.70	31.55	22.23	20.91
Cleared(GW)	52.5	51.4	50.7	50.3	51.0	52.0	54.9	58.3	59.7	61.5	61.7	61.1	60.3	59.7	57.8	57.7	58.8	62.5	64.0	63.3	62.8	60.7	59.0	57.1



Preliminary Real-Time Prices with Forecasted and Actual System Load

	HE1	HE2	HE3	HE4	HE5	HE6	HE7	HE8	HE9	HE10	HE11	HE12	HE13	HE14	HE15	HE16	HE17	HE18	HE19	HE20	HE21	HE22	HE23	HE24
CINERGY.HUB	18.62	19.27	18.72	19.45	20.24	21.05	21.88	30.11	21.01	25.29	40.56	23.43	20.36	20.92	22.07	26.75	23.48	59.95	72.81	52.45	52.67	38.56	75.30	27.91
FE.HUB	19.03	19.72	19.15	19.85	20.64	21.46	22.28	30.59	21.34	25.81	41.48	24.00	20.85	21.44	22.65	27.45	24.13	61.59	74.69	54.01	53.99	39.49	76.93	28.48
ILLINOIS.HUB	17.97	18.54	17.98	18.66	19.38	20.14	20.94	28.97	20.22	23.97	38.79	22.62	19.66	20.16	21.23	25.71	22.47	57.82	70.58	50.83	51.23	37.39	72.72	26.86
MICHIGAN.HUB	19.42	20.29	19.74	20.48	21.37	22.07	22.83	31.23	21.70	26.13	41.86	24.25	21.12	21.85	23.12	28.06	24.65	62.55	75.54	54.52	54.71	39.95	78.65	29.03
MINN.HUB	17.98	18.08	17.38	18.09	14.63	19.58	20.83	29.44	21.16	25.84	41.78	24.10	20.79	20.94	21.81	26.24	23.02	60.80	87.90	139.04	62.74	39.23	73.67	23.00
Forecasted(GW)	54.7	52.7	52.0	51.5	51.9	53.3	55.6	57.0	58.6	60.7	61.5	61.3	60.6	59.5	58.6	58.1	58.5	62.1	65.0	64.5	63.5	62.3	60.1	58.4
(RT) - (DA Load)	-0.32	-0.52	-0.53	-0.26	-0.43	0.03	-0.52	-1.10	-1.22	-1.54	-1.06	-0.59	-0.29	-0.52	0.71	0.46	-0.14	-0.45	2.23	2.48	1.89	2.64	2.39	1.21



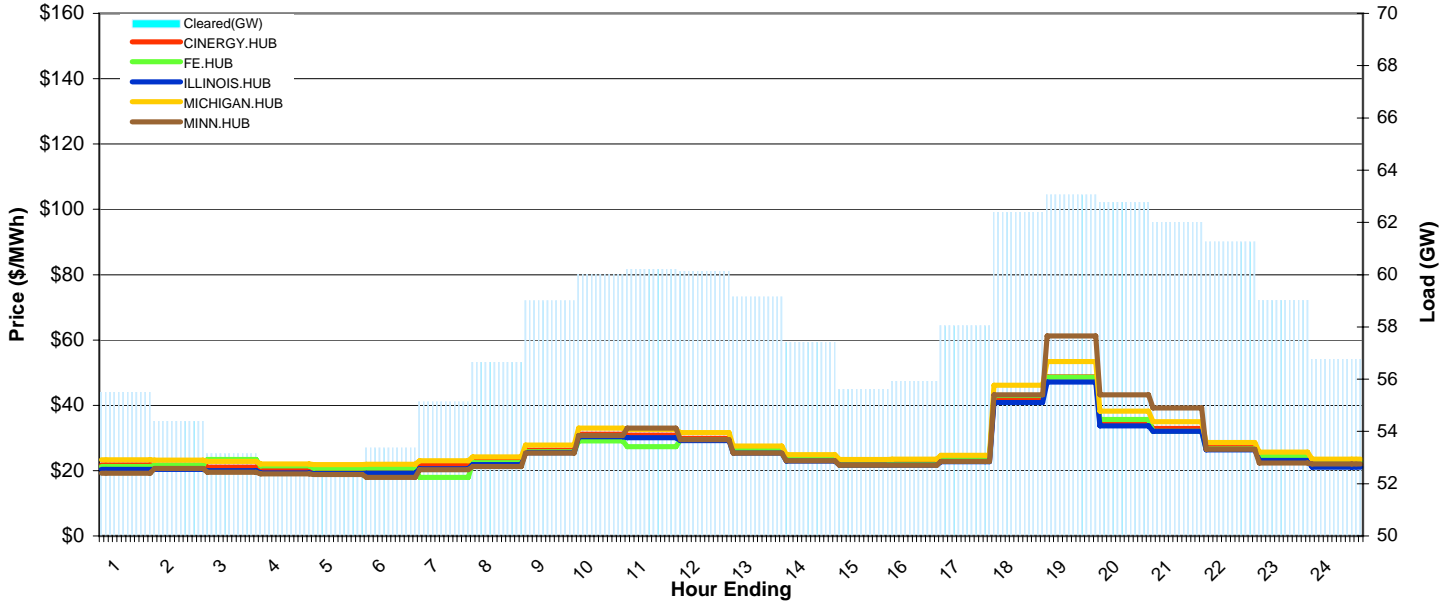
MISO Daily Report

Delivery Day: Saturday, November 24, 2007

Price Color Codes: ≤0 ≥100 ≥200

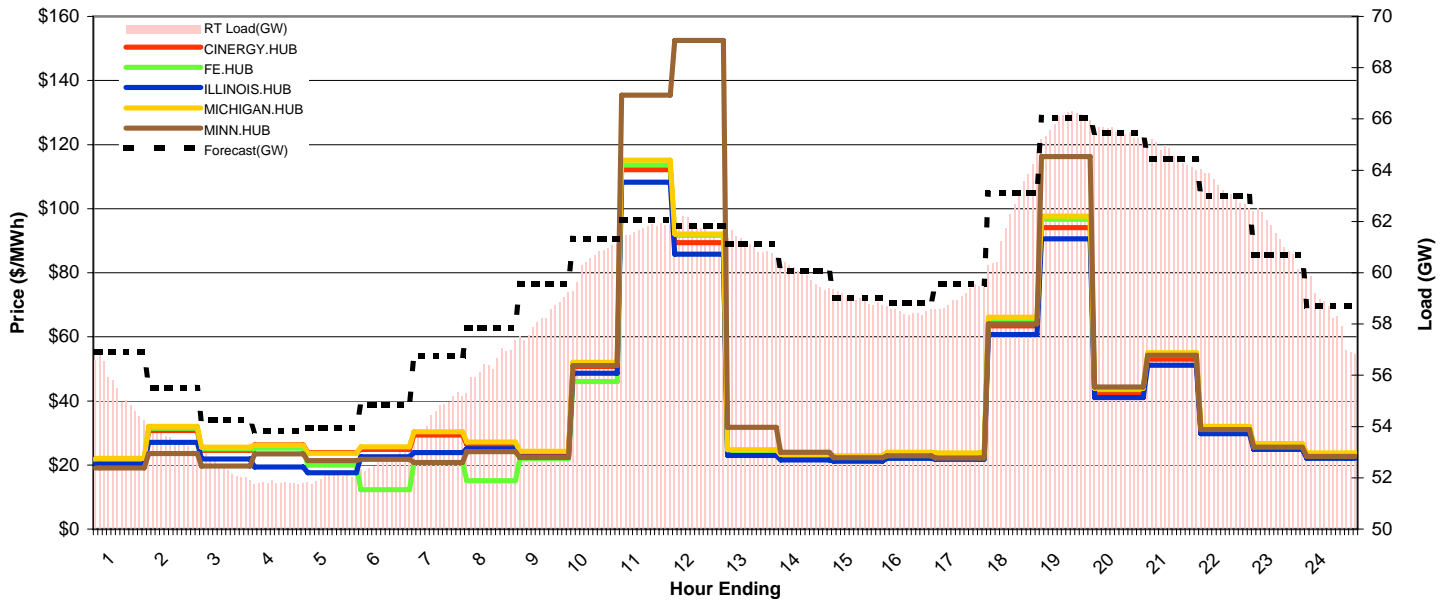
Day-Ahead Prices and Cleared Load

	HE1	HE2	HE3	HE4	HE5	HE6	HE7	HE8	HE9	HE10	HE11	HE12	HE13	HE14	HE15	HE16	HE17	HE18	HE19	HE20	HE21	HE22	HE23	HE24
CINERGY.HUB	21.80	21.65	21.03	20.51	20.36	20.51	21.74	22.89	26.28	31.16	30.84	29.84	25.97	23.50	22.14	22.15	23.30	42.00	48.66	34.69	32.94	27.03	23.91	21.87
FE.HUB	21.22	21.61	23.38	21.50	20.75	20.80	17.94	22.42	25.81	29.10	27.29	29.41	26.65	23.78	21.78	21.95	24.08	43.01	48.58	35.68	32.07	26.67	24.50	22.44
ILLINOIS.HUB	20.37	20.42	19.94	19.26	19.13	19.18	20.55	21.82	25.49	30.38	30.08	29.15	25.36	22.95	21.62	21.62	22.75	40.84	47.16	33.75	32.08	26.38	23.11	21.06
MICHIGAN.HUB	23.36	23.21	22.83	22.06	21.87	21.97	22.99	24.24	27.80	32.97	32.66	31.63	27.53	24.91	23.46	23.47	24.71	46.18	53.41	38.19	35.00	28.63	25.65	23.47
MINN.HUB	19.18	20.66	19.51	18.97	18.86	17.93	20.27	21.25	25.37	30.75	32.98	29.48	25.42	23.00	21.66	21.66	22.79	43.20	61.21	43.22	39.21	26.59	22.31	22.09
Cleared(GW)	55.5	54.4	53.1	52.3	52.4	53.4	55.1	56.6	59.0	60.0	60.2	60.1	59.2	57.4	55.6	55.9	58.0	62.4	63.1	62.8	62.0	61.3	59.0	56.8



Preliminary Real-Time Prices with Forecasted and Actual System Load

	HE1	HE2	HE3	HE4	HE5	HE6	HE7	HE8	HE9	HE10	HE11	HE12	HE13	HE14	HE15	HE16	HE17	HE18	HE19	HE20	HE21	HE22	HE23	HE24
CINERGY.HUB	21.23	30.81	24.60	26.26	23.87	24.85	29.41	26.33	23.66	50.77	112.11	89.36	23.95	22.49	22.04	22.99	22.78	63.41	94.10	42.51	53.01	30.91	25.85	23.02
FE.HUB	21.65	31.42	25.10	25.24	19.94	12.24	20.82	15.09	21.93	46.05	113.61	91.68	23.29	22.97	22.49	23.24	23.34	65.31	96.71	43.52	54.21	31.58	26.33	23.34
ILLINOIS.HUB	20.31	27.06	21.91	19.41	17.54	22.53	23.84	25.04	22.51	48.60	108.25	85.80	22.96	21.58	21.18	22.04	21.78	60.72	90.55	41.07	51.12	29.73	24.84	22.08
MICHIGAN.HUB	22.10	32.03	25.59	26.12	23.66	25.67	30.35	27.13	24.24	52.03	115.18	92.11	24.79	23.30	22.92	24.01	23.79	66.10	97.71	43.97	55.08	32.01	26.69	23.81
MINN.HUB	19.08	23.57	19.68	23.51	21.34	21.82	20.78	24.14	22.33	51.08	135.48	152.54	31.72	23.99	22.23	22.90	22.16	64.03	116.27	44.30	54.19	31.11	25.53	22.63
Forecasted(GW)	56.9	55.5	54.2	53.8	53.9	54.8	56.8	57.8	59.6	61.3	62.1	61.8	61.1	60.1	59.0	58.8	59.6	63.1	66.1	65.5	64.4	63.0	60.7	58.7
(RT) - (DA Load)	-0.07	-0.88	-0.75	-0.50	-0.34	-0.66	-0.59	-0.20	-0.73	0.49	1.48	1.55	1.90	2.49	3.37	2.57	1.01	-0.04	2.87	2.71	2.60	1.99	2.37	1.61



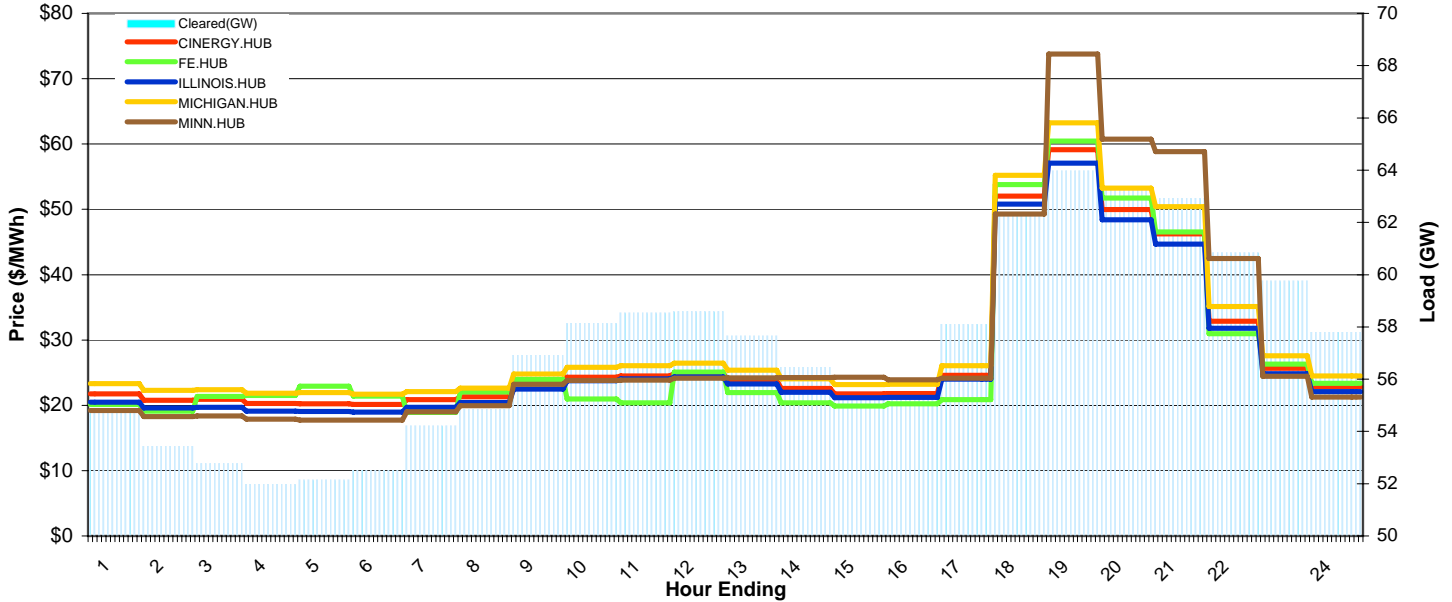
MISO Daily Report

Delivery Day: Sunday, November 25, 2007

Price Color Codes: <=0 >=100 >=200

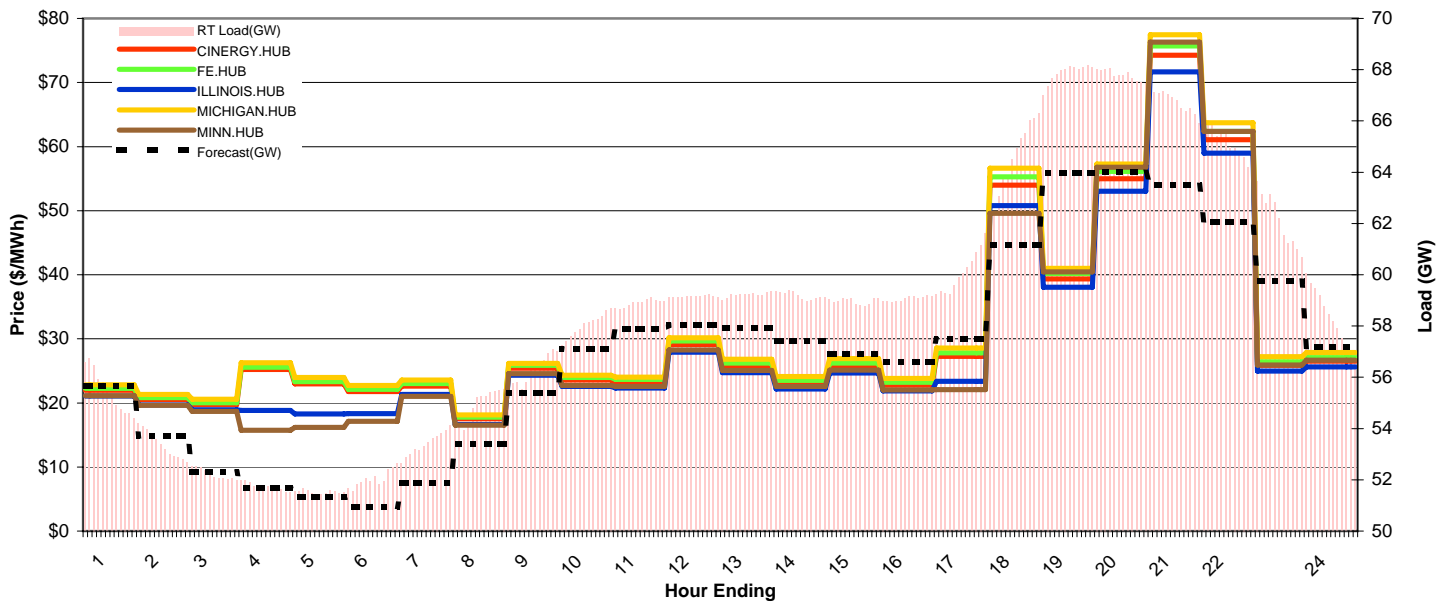
Day-Ahead Prices and Cleared Load

	HE1	HE2	HE3	HE4	HE5	HE6	HE7	HE8	HE9	HE10	HE11	HE12	HE13	HE14	HE15	HE16	HE17	HE18	HE19	HE20	HE21	HE22	HE23	HE24
CINERGY.HUB	21.77	20.79	20.91	20.29	20.22	20.13	20.85	21.30	23.34	24.31	24.51	24.88	23.84	22.57	21.74	21.79	24.57	52.02	59.11	49.97	46.23	32.88	25.66	22.81
FE.HUB	20.14	19.09	21.37	21.53	22.94	21.39	18.92	22.04	23.97	20.96	20.39	25.09	21.95	20.40	19.87	20.21	20.85	53.80	60.44	51.73	46.55	30.98	26.33	23.39
ILLINOIS.HUB	20.50	19.58	19.67	19.11	19.07	18.95	19.68	20.43	22.47	23.77	24.05	24.35	23.29	22.01	21.14	21.19	24.00	50.81	57.07	48.38	44.70	31.80	24.83	22.07
MICHIGAN.HUB	23.33	22.27	22.41	21.84	21.97	21.68	22.08	22.61	24.78	25.80	26.07	26.47	25.37	24.05	23.17	23.21	26.08	55.21	63.26	53.25	50.42	35.12	27.59	24.50
MINN.HUB	19.22	18.29	18.39	17.87	17.75	17.71	19.01	19.92	23.22	23.82	23.85	24.13	24.20	24.23	24.32	23.90	24.13	49.29	73.76	60.74	58.85	42.45	24.44	21.28
Cleared(GW)	54.7	53.4	52.8	52.0	52.1	52.5	54.2	54.9	56.9	58.1	58.5	58.6	57.7	56.5	55.5	55.3	58.1	62.2	64.0	63.3	62.9	60.8	59.8	57.8



Preliminary Real-Time Prices with Forecasted and Actual System Load

	HE1	HE2	HE3	HE4	HE5	HE6	HE7	HE8	HE9	HE10	HE11	HE12	HE13	HE14	HE15	HE16	HE17	HE18	HE19	HE20	HE21	HE22	HE23	HE24
CINERGY.HUB	21.98	20.51	19.73	25.21	22.97	21.78	22.62	17.53	25.44	23.56	23.26	29.13	25.75	23.06	25.72	22.77	27.25	53.96	39.36	54.96	74.24	61.06	25.86	26.52
FE.HUB	22.29	20.82	20.01	25.58	23.32	22.12	23.02	17.80	25.86	23.95	23.68	29.68	26.24	23.52	26.23	23.20	27.81	55.27	40.19	56.14	75.71	62.36	26.40	27.07
ILLINOIS.HUB	21.09	19.70	18.93	18.85	18.26	18.31	21.34	16.64	24.30	22.57	22.33	27.94	24.74	22.15	24.67	21.87	23.38	50.80	38.03	53.03	71.68	58.97	24.95	25.60
MICHIGAN.HUB	22.81	21.31	20.59	26.29	23.97	22.71	23.55	18.15	26.19	24.30	24.00	30.18	26.84	24.11	26.92	23.84	28.57	56.61	40.99	57.26	77.45	63.74	27.20	27.85
MINN.HUB	21.11	19.65	18.67	15.74	16.18	17.13	21.03	16.52	24.57	22.70	22.58	28.25	25.09	22.58	25.14	22.03	22.07	49.60	40.47	56.80	76.29	62.39	25.90	26.65
Forecasted(GW)	55.7	53.7	52.3	51.7	51.3	51.0	51.9	53.4	55.4	57.1	57.9	58.0	57.9	57.4	56.9	56.6	57.5	61.1	64.0	64.0	63.5	62.1	59.7	57.2
(RT) - (DA Load)	0.72	-0.07	-0.56	-0.25	-0.63	-0.51	-0.82	0.05	-0.63	-0.11	0.36	0.56	1.56	2.72	3.49	3.70	2.00	2.24	3.90	4.51	3.83	4.29	2.38	0.53



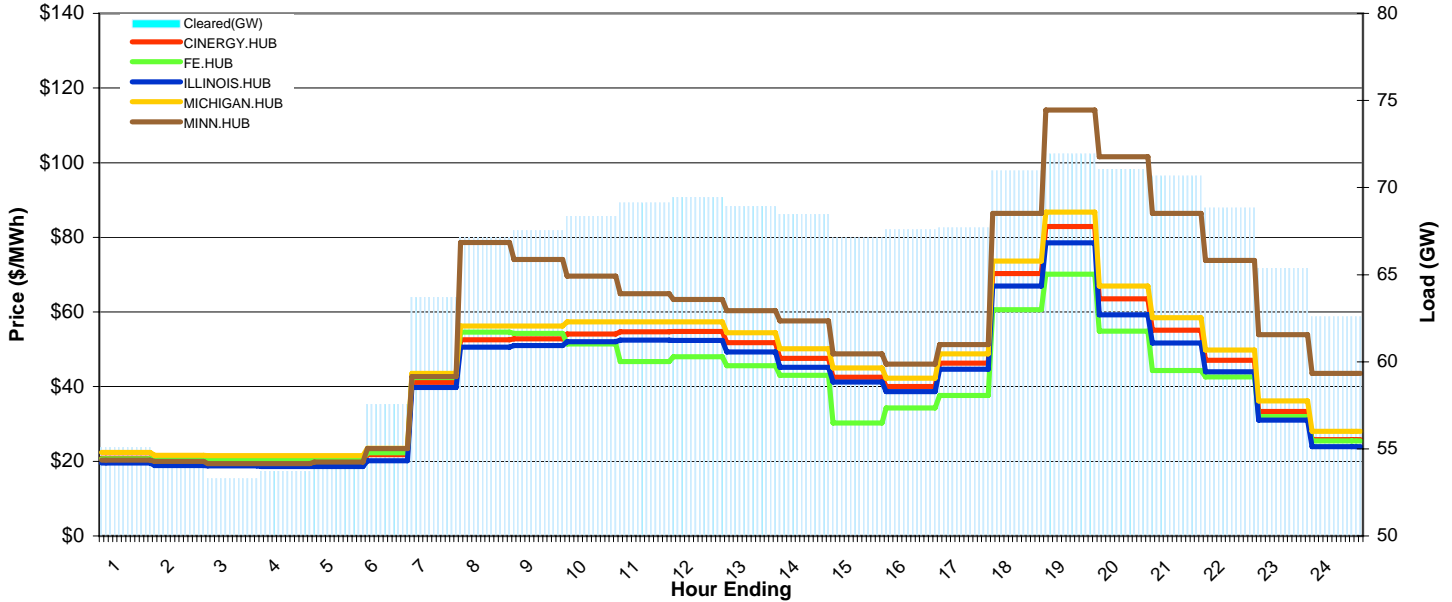
MISO Daily Report

Delivery Day: Monday, November 26, 2007

Price Color Codes: ≤0 ≥100 ≥200

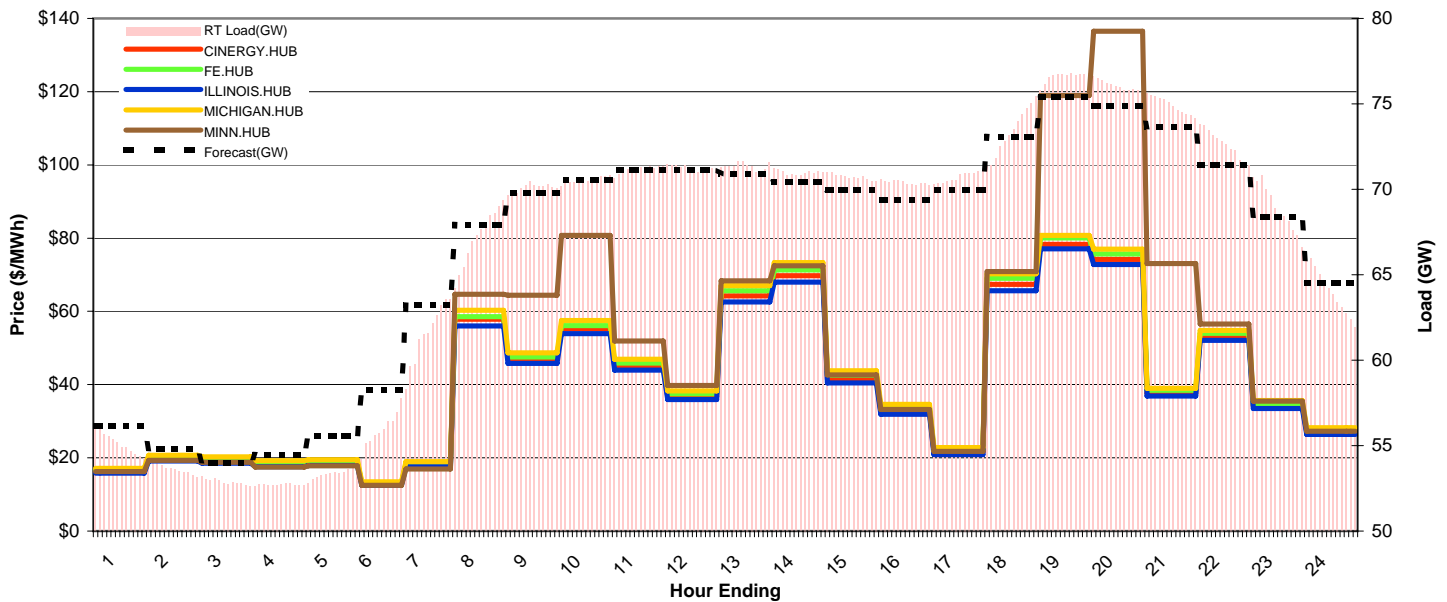
Day-Ahead Prices and Cleared Load

	HE1	HE2	HE3	HE4	HE5	HE6	HE7	HE8	HE9	HE10	HE11	HE12	HE13	HE14	HE15	HE16	HE17	HE18	HE19	HE20	HE21	HE22	HE23	HE24
CINERGY.HUB	20.80	20.11	20.00	20.00	20.02	21.77	41.12	52.55	52.79	54.09	54.68	54.78	51.77	47.59	42.55	40.05	46.32	70.34	82.91	63.57	55.13	47.05	33.37	25.79
FE.HUB	20.68	20.56	20.55	20.56	20.49	22.31	42.42	54.59	54.24	51.47	46.75	47.98	45.60	43.01	30.30	34.26	37.66	60.60	70.10	54.89	44.29	42.60	32.00	25.44
ILLINOIS.HUB	19.54	18.84	18.76	18.63	18.61	20.17	39.75	50.57	51.00	52.02	52.44	52.42	49.30	45.17	41.20	38.64	44.68	66.92	78.53	59.20	51.73	43.99	31.02	23.94
MICHIGAN.HUB	22.35	21.61	21.48	21.50	21.53	23.48	43.56	56.21	56.22	57.37	57.35	57.35	54.40	50.19	45.02	42.25	48.82	73.63	86.80	66.95	58.44	49.79	36.17	28.04
MINN.HUB	20.29	20.00	19.38	19.40	19.83	23.40	42.72	78.64	74.08	69.61	64.89	63.35	60.35	57.59	48.74	46.03	51.26	86.45	114.10	101.56	86.38	73.78	53.94	43.59
Cleared(GW)	55.1	54.2	53.3	53.7	54.7	57.6	63.7	67.1	67.5	68.4	69.1	69.5	68.9	68.5	67.1	67.6	67.7	71.0	71.9	71.0	70.7	68.8	65.4	62.6



Preliminary Real-Time Prices with Forecasted and Actual System Load

	HE1	HE2	HE3	HE4	HE5	HE6	HE7	HE8	HE9	HE10	HE11	HE12	HE13	HE14	HE15	HE16	HE17	HE18	HE19	HE20	HE21	HE22	HE23	HE24
CINERGY.HUB	16.38	19.77	19.23	18.19	18.52	12.92	18.23	57.84	46.87	55.21	44.99	36.73	64.20	69.70	41.49	32.81	21.61	67.35	78.28	74.21	37.61	53.05	34.15	26.98
FE.HUB	16.65	20.11	19.57	18.51	18.84	13.10	18.45	58.54	47.50	56.13	45.90	37.50	65.61	71.33	42.52	33.71	22.28	69.05	80.05	75.65	38.44	54.00	34.53	27.54
ILLINOIS.HUB	15.84	19.11	18.57	17.55	17.89	12.48	17.54	56.03	45.83	53.93	43.96	35.92	62.61	67.97	40.47	31.90	20.92	65.64	77.06	72.79	36.84	52.10	33.46	26.37
MICHIGAN.HUB	17.13	20.74	20.29	19.20	19.50	13.50	18.99	60.26	48.71	57.48	46.97	38.26	67.04	73.30	43.75	34.57	22.79	70.24	80.75	77.00	38.96	54.78	35.69	28.25
MINN.HUB	16.28	19.35	18.81	17.48	17.80	12.46	16.94	64.63	64.41	80.73	51.89	39.78	68.30	72.48	42.68	33.24	21.76	70.84	118.96	136.52	73.06	56.53	35.46	27.30
Forecasted(GW)	56.1	54.8	54.0	54.5	55.6	58.3	63.2	67.9	69.8	70.6	71.1	71.1	70.9	70.5	70.0	69.4	70.0	73.1	75.4	74.9	73.7	71.4	68.4	64.5
(RT) - (DA Load)	0.06	-0.50	-0.43	-1.01	-1.32	-1.65	-2.16	0.05	2.55	2.17	2.03	1.75	2.41	2.49	3.58	2.80	2.99	2.39	4.64	5.02	4.25	3.80	3.56	1.48



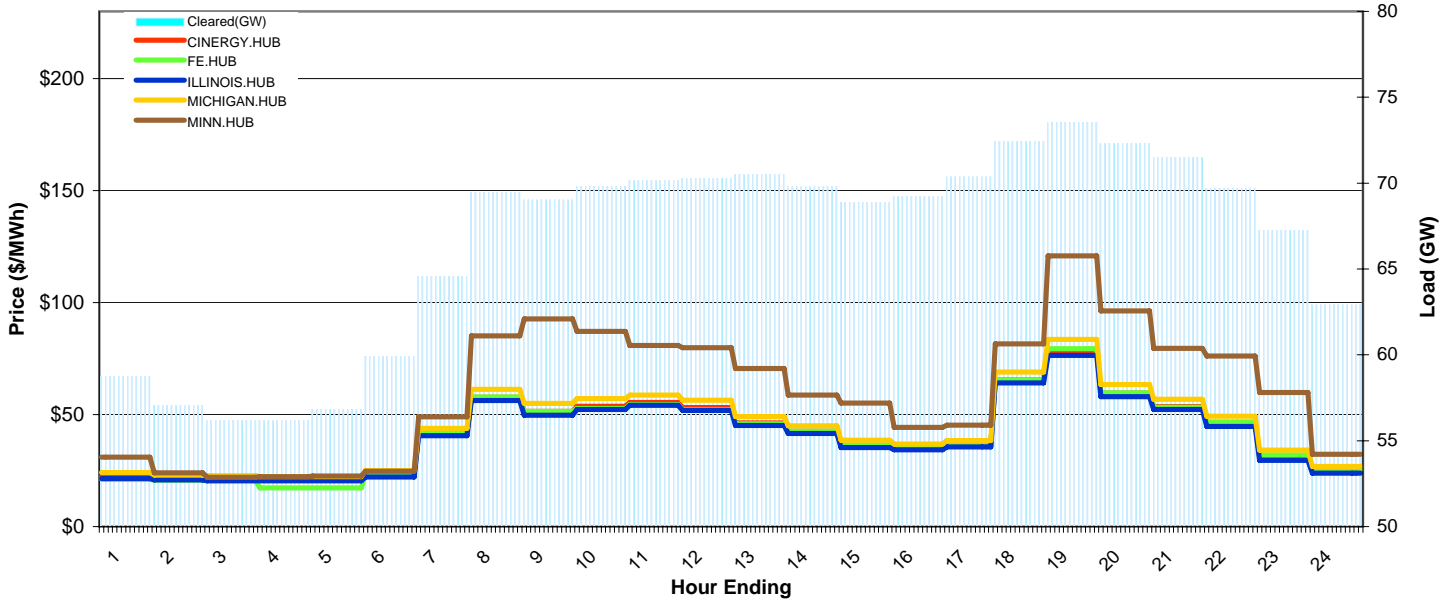
MISO Daily Report

Delivery Day: Tuesday, November 27, 2007

Price Color Codes: ≤0 >=100 >=200

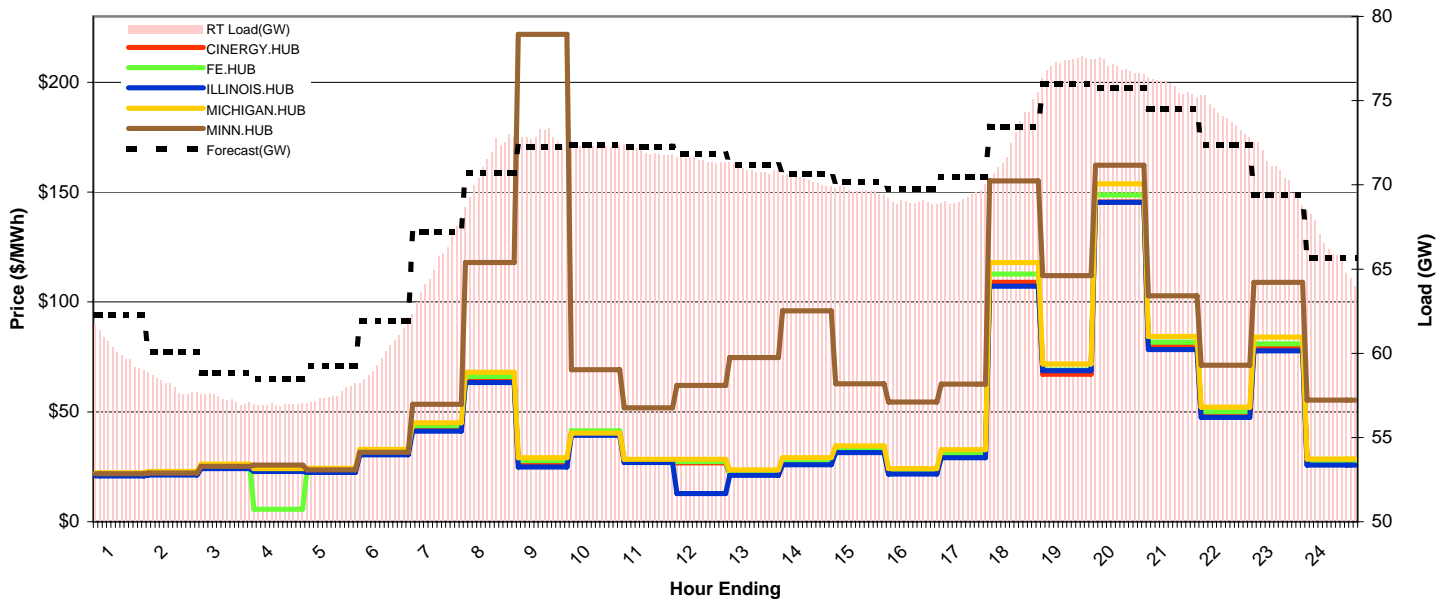
Day-Ahead Prices and Cleared Load

	HE1	HE2	HE3	HE4	HE5	HE6	HE7	HE8	HE9	HE10	HE11	HE12	HE13	HE14	HE15	HE16	HE17	HE18	HE19	HE20	HE21	HE22	HE23	HE24
CINERGY.HUB	22.40	21.55	21.35	21.34	21.34	23.27	41.51	57.76	51.43	53.69	55.46	53.13	46.31	42.57	36.32	34.99	36.39	65.39	78.40	59.63	53.57	46.13	31.08	24.73
FE.HUB	21.09	20.78	20.54	17.35	17.35	23.73	42.02	57.80	51.42	52.76	54.40	52.09	45.80	42.54	36.27	35.07	36.66	65.49	79.36	59.74	53.34	46.73	31.98	25.32
ILLINOIS.HUB	21.49	20.79	20.49	20.39	20.36	22.12	40.56	56.25	49.67	52.23	54.17	51.79	45.13	41.60	35.35	34.27	35.64	64.10	76.46	58.03	52.26	44.70	29.64	23.87
MICHIGAN.HUB	24.18	23.01	22.77	22.34	22.35	25.02	43.83	61.30	54.99	57.11	58.75	56.38	49.15	45.00	38.55	36.90	38.38	68.95	83.64	63.40	56.89	49.29	34.21	26.79
MINN.HUB	31.06	24.04	22.00	22.26	22.52	24.69	48.93	85.15	92.69	87.19	80.83	79.91	70.53	58.67	55.11	44.25	45.29	81.54	120.84	96.34	79.56	76.21	59.81	32.32
Cleared(GW)	58.8	57.1	56.2	56.2	56.8	59.9	64.6	69.4	69.0	69.8	70.2	70.3	70.5	69.8	68.9	69.2	70.4	72.4	73.6	72.3	71.5	69.7	67.3	62.9



Preliminary Real-Time Prices with Forecasted and Actual System Load

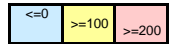
	HE1	HE2	HE3	HE4	HE5	HE6	HE7	HE8	HE9	HE10	HE11	HE12	HE13	HE14	HE15	HE16	HE17	HE18	HE19	HE20	HE21	HE22	HE23	HE24
CINERGY.HUB	21.43	21.91	24.97	24.84	23.12	31.32	42.78	64.87	26.75	40.52	27.66	26.74	21.77	26.74	32.23	22.30	29.95	109.01	67.20	145.45	79.91	48.95	79.46	26.76
FE.HUB	21.85	22.30	25.43	5.66	23.56	31.95	43.73	66.11	27.82	41.34	28.29	27.44	22.49	27.68	33.17	23.06	31.07	112.68	69.09	148.70	81.69	50.04	80.95	27.40
ILLINOIS.HUB	20.90	21.30	24.24	22.82	22.46	30.40	41.24	63.35	24.84	39.30	27.00	12.76	21.12	25.97	31.53	21.71	29.08	107.24	68.77	145.40	78.42	47.49	77.76	25.82
MICHIGAN.HUB	22.34	22.81	26.19	24.22	24.34	32.97	45.08	67.96	29.16	40.33	28.47	28.36	23.60	29.06	34.59	24.22	32.77	118.04	71.84	153.88	84.31	52.09	83.99	28.48
MINN.HUB	21.78	22.15	25.14	25.82	23.58	31.54	53.48	117.95	221.83	69.26	51.92	62.07	74.75	96.04	62.85	54.55	62.57	155.13	111.97	162.32	102.91	71.19	108.93	55.36
Forecasted(GW)	62.3	60.1	58.8	58.5	59.2	61.9	67.2	70.7	72.3	72.4	72.3	71.8	71.2	70.7	70.2	69.8	70.4	73.5	76.0	75.7	74.5	72.3	69.4	65.7
(RT) - (DA Load)	1.38	1.00	1.12	0.80	0.67	0.04	0.70	1.91	3.84	2.51	1.83	1.19	0.43	0.53	0.77	-0.24	-1.12	0.34	3.70	4.70	4.33	4.35	3.57	3.33



MISO Daily Report

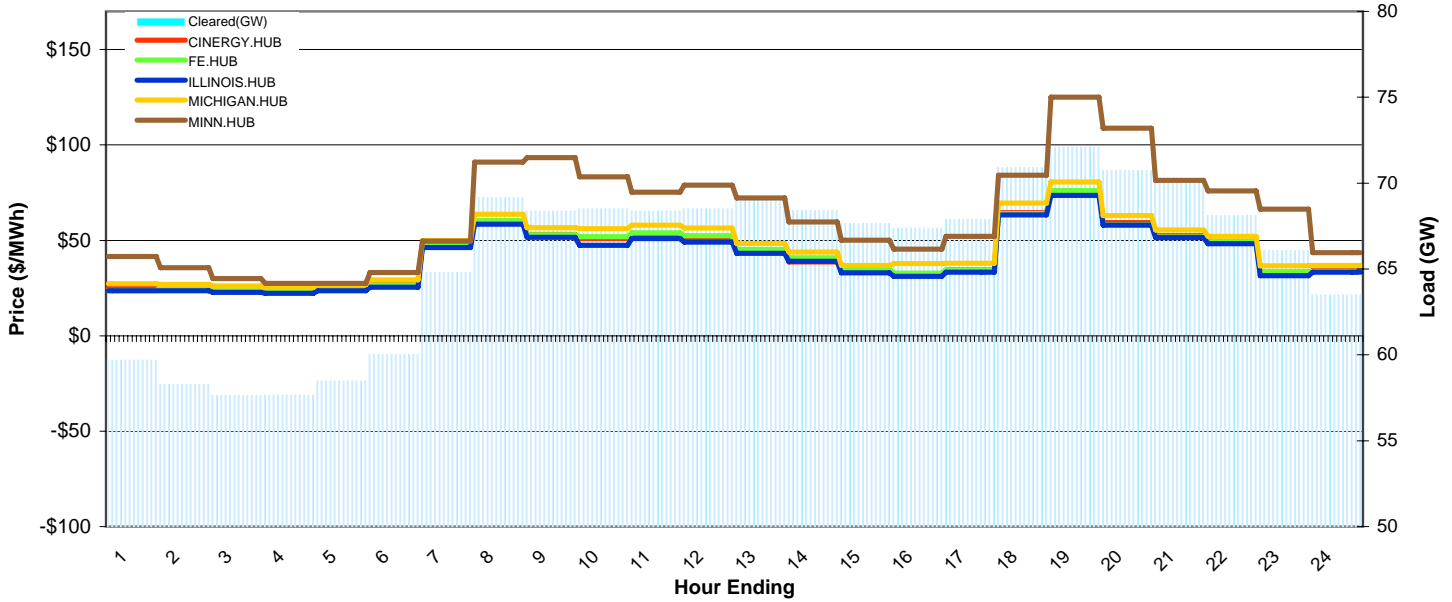
Delivery Day: Wednesday, November 28, 2007

Price Color Codes:



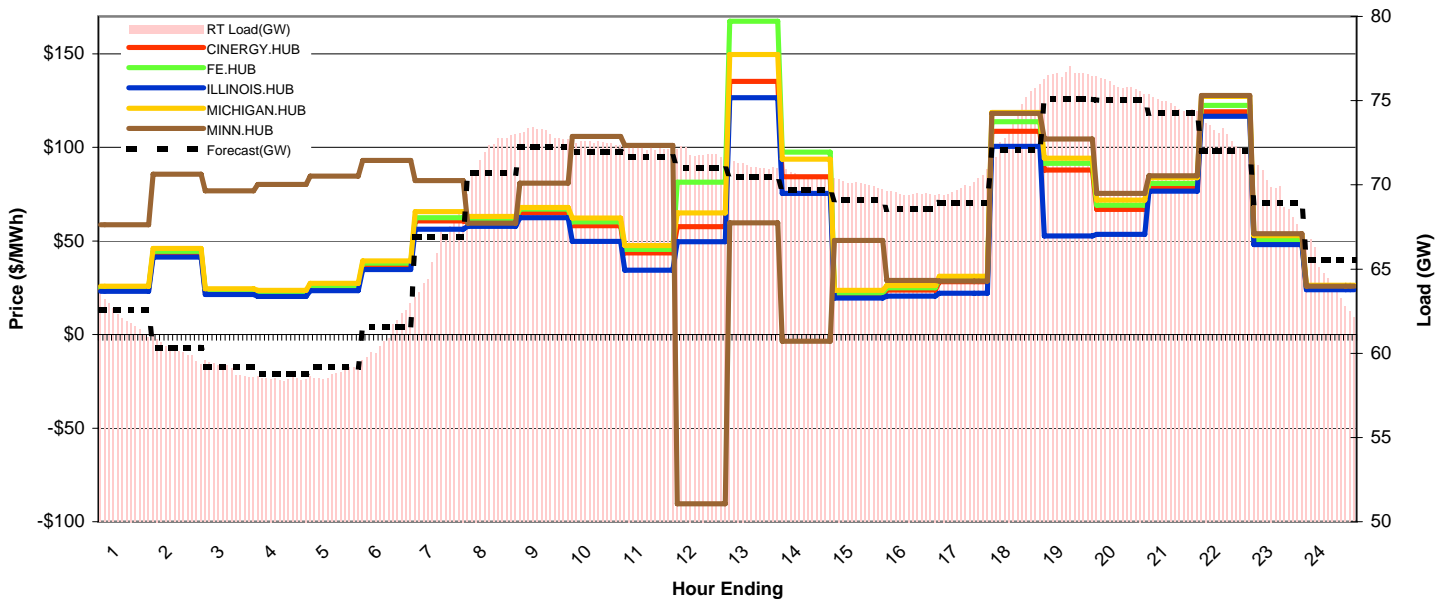
Day-Ahead Prices and Cleared Load

	HE1	HE2	HE3	HE4	HE5	HE6	HE7	HE8	HE9	HE10	HE11	HE12	HE13	HE14	HE15	HE16	HE17	HE18	HE19	HE20	HE21	HE22	HE23	HE24
CINERGY.HUB	25.00	24.85	24.21	23.54	24.93	27.14	47.78	60.00	53.10	50.86	52.54	50.74	43.87	38.72	34.41	32.32	34.47	64.55	75.59	59.39	52.40	49.11	33.24	34.21
FE.HUB	23.60	25.20	24.68	23.45	25.31	26.60	47.16	60.29	52.97	51.99	53.92	52.52	45.25	40.83	35.02	32.78	34.45	64.06	76.06	58.08	51.70	49.03	33.47	33.85
ILLINOIS.HUB	23.54	23.55	22.82	22.20	23.54	25.38	46.29	58.46	51.52	47.39	50.98	49.16	43.24	39.07	32.98	31.18	33.37	63.34	73.64	58.00	51.41	48.17	31.53	33.34
MICHIGAN.HUB	27.26	26.94	26.11	25.31	26.78	29.29	49.99	63.63	56.61	56.21	57.90	56.46	48.46	43.84	36.87	37.77	37.95	69.50	80.54	63.07	55.39	52.18	36.72	36.85
MINN.HUB	41.51	35.59	30.00	27.43	27.44	33.08	49.54	91.00	93.40	83.35	75.18	78.99	72.22	59.66	50.15	45.48	52.14	84.12	125.03	108.87	81.46	75.86	66.39	43.58
Cleared(GW)	59.7	58.3	57.6	57.7	58.5	60.0	64.8	69.2	68.4	68.5	68.4	68.5	69.1	68.4	67.6	67.4	67.9	70.9	72.1	70.7	70.2	68.1	66.1	63.5



Preliminary Real-Time Prices with Forecasted and Actual System Load

	HE1	HE2	HE3	HE4	HE5	HE6	HE7	HE8	HE9	HE10	HE11	HE12	HE13	HE14	HE15	HE16	HE17	HE18	HE19	HE20	HE21	HE22	HE23	HE24
CINERGY.HUB	24.24	43.43	22.84	21.81	25.24	36.98	60.75	60.08	64.94	58.14	43.71	57.64	135.34	84.31	21.09	23.78	28.33	108.53	87.97	66.91	78.31	119.10	49.12	24.63
FE.HUB	24.87	44.49	23.57	22.42	25.98	38.10	62.39	61.54	67.09	60.27	45.48	81.48	167.45	97.54	22.33	25.00	29.73	113.80	91.54	69.12	80.68	122.48	50.38	25.30
ILLINOIS.HUB	23.20	41.41	21.46	20.33	23.54	34.69	56.25	57.75	62.47	49.81	34.33	49.67	126.53	75.46	19.45	20.48	22.16	100.65	52.74	53.53	76.72	116.60	48.12	23.95
MICHIGAN.HUB	25.92	46.05	24.56	23.57	27.32	39.44	65.69	63.09	67.92	62.30	47.63	65.01	149.68	93.78	23.61	26.21	31.15	118.64	94.21	71.88	83.83	127.25	52.89	26.45
MINN.HUB	58.63	85.75	76.82	80.30	84.65	93.11	82.27	59.62	80.93	105.85	101.01	-90.46	59.63	-3.58	50.35	28.92	28.51	118.17	104.44	75.51	84.93	127.74	53.95	25.88
Forecasted(GW)	62.6	60.3	59.2	58.8	59.2	61.6	66.9	70.7	72.2	72.0	71.7	71.0	70.4	69.7	69.1	68.5	68.9	72.1	75.1	75.0	74.2	72.0	68.9	65.5
(RT) - (DA Load)	2.42	1.89	1.38	0.83	0.34	1.05	1.31	2.79	4.67	3.97	3.80	3.35	2.07	2.20	2.41	2.09	2.05	2.97	4.48	5.15	4.50	4.79	3.36	0.88



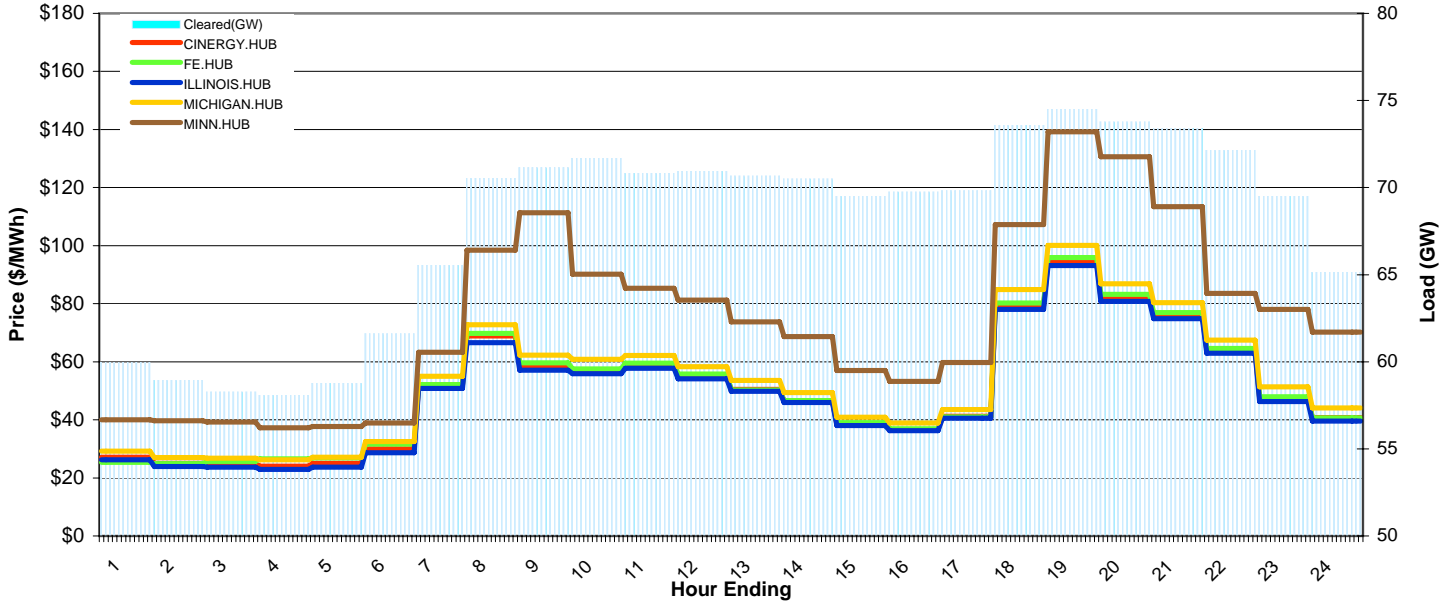
MISO Daily Report

Delivery Day: Thursday, November 29, 2007

Price Color Codes: ≤0 ≥100 ≥200

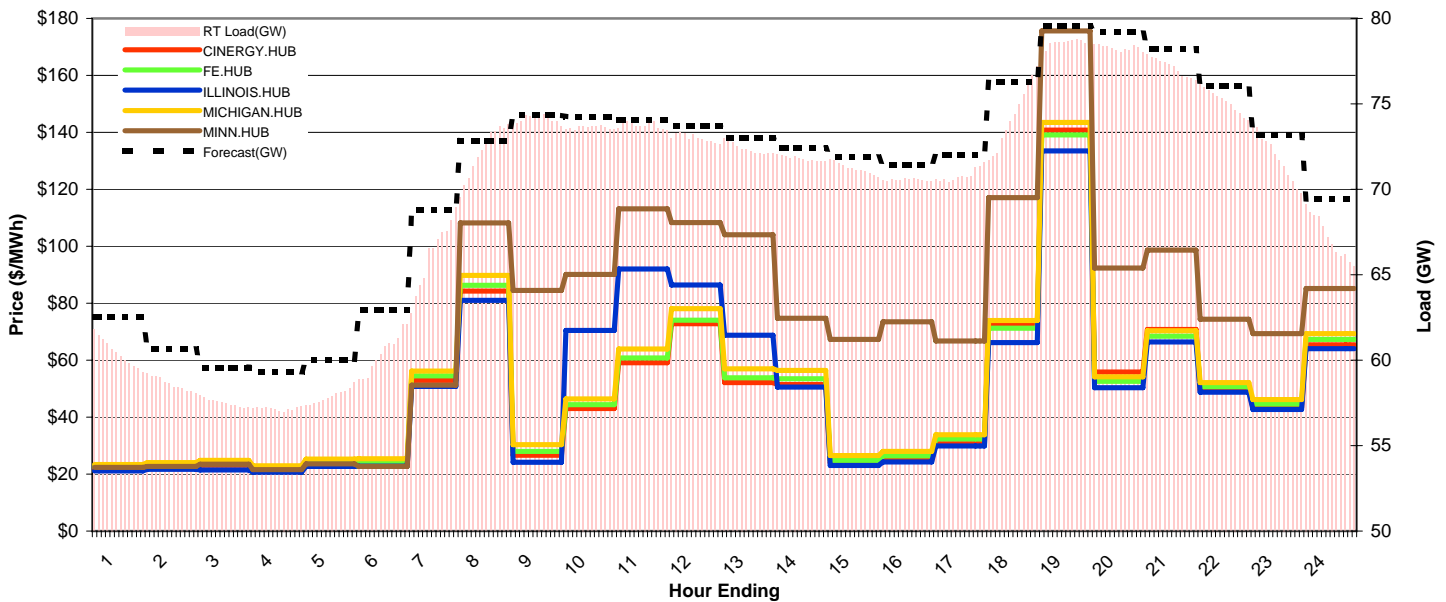
Day-Ahead Prices and Cleared Load

	HE1	HE2	HE3	HE4	HE5	HE6	HE7	HE8	HE9	HE10	HE11	HE12	HE13	HE14	HE15	HE16	HE17	HE18	HE19	HE20	HE21	HE22	HE23	HE24
CINERGY.HUB	27.12	25.00	24.78	24.06	25.00	30.00	52.00	68.93	58.43	56.50	58.54	54.72	50.45	46.47	38.48	36.64	41.25	79.36	94.72	82.17	76.07	63.90	47.55	40.73
FE.HUB	25.36	24.93	25.67	26.52	26.85	31.67	52.17	69.76	59.60	57.59	59.49	55.77	50.25	46.68	38.99	36.96	40.99	80.29	95.85	83.17	76.98	64.64	47.99	40.71
ILLINOIS.HUB	26.18	23.93	23.75	22.90	23.67	28.62	50.78	66.61	57.12	55.88	57.71	54.16	49.85	45.93	38.03	36.24	40.58	78.09	93.19	80.81	74.83	62.89	46.33	39.55
MICHIGAN.HUB	29.23	27.00	26.80	26.23	27.15	32.52	55.02	72.80	62.25	60.87	62.13	58.27	53.57	49.40	40.88	38.95	43.56	84.83	100.04	86.87	80.37	67.41	51.41	44.14
MINN.HUB	40.02	39.68	39.19	37.26	37.68	38.94	63.29	98.41	111.30	90.14	85.37	81.20	73.70	68.63	57.00	53.20	59.69	107.22	139.18	130.66	113.40	83.59	78.00	70.22
Cleared(GW)	60.0	58.9	58.3	58.1	58.8	61.6	65.5	70.5	71.1	71.7	70.8	70.9	70.7	70.5	69.5	69.7	69.8	73.6	74.5	73.8	73.4	72.1	69.5	65.1



Preliminary Real-Time Prices with Forecasted and Actual System Load

	HE1	HE2	HE3	HE4	HE5	HE6	HE7	HE8	HE9	HE10	HE11	HE12	HE13	HE14	HE15	HE16	HE17	HE18	HE19	HE20	HE21	HE22	HE23	HE24
CINERGY.HUB	21.79	22.47	23.09	21.37	23.49	23.71	52.95	84.25	26.64	43.08	59.06	72.86	52.14	51.49	23.91	24.87	30.67	72.28	140.83	55.85	70.75	49.45	43.41	65.43
FE.HUB	22.47	23.10	23.72	21.92	24.13	24.41	54.46	86.26	27.94	44.37	60.76	74.09	53.84	53.51	24.85	26.44	32.36	71.26	139.10	52.64	68.47	50.65	44.58	67.28
ILLINOIS.HUB	21.09	21.68	21.43	20.64	22.66	22.82	50.80	80.98	24.15	70.43	92.03	86.36	68.76	50.51	23.05	24.23	29.90	66.15	133.45	50.35	66.41	48.74	42.75	63.99
MICHIGAN.HUB	23.39	24.08	24.79	22.87	25.24	25.41	56.17	89.81	30.32	46.35	63.93	78.04	56.92	56.42	26.57	27.93	33.78	73.97	143.46	54.19	70.32	52.18	46.13	69.31
MINN.HUB	22.39	22.67	23.52	21.53	23.60	22.75	51.21	108.24	84.52	90.14	113.09	108.36	104.08	74.76	67.34	73.53	66.72	117.04	175.62	92.32	98.70	74.40	69.34	85.15
Forecasted(GW)	62.5	60.6	59.6	59.3	60.0	62.9	68.8	72.8	74.3	74.3	74.1	73.7	73.0	72.4	71.9	71.4	72.0	76.3	79.6	79.2	78.2	76.1	73.2	69.4
(RT) - (DA Load)	0.45	-0.33	-0.76	-0.92	-0.93	-1.21	0.63	1.65	2.96	1.92	2.93	2.07	1.70	1.28	1.72	0.79	0.97	0.68	4.01	4.49	3.75	2.99	2.29	2.05



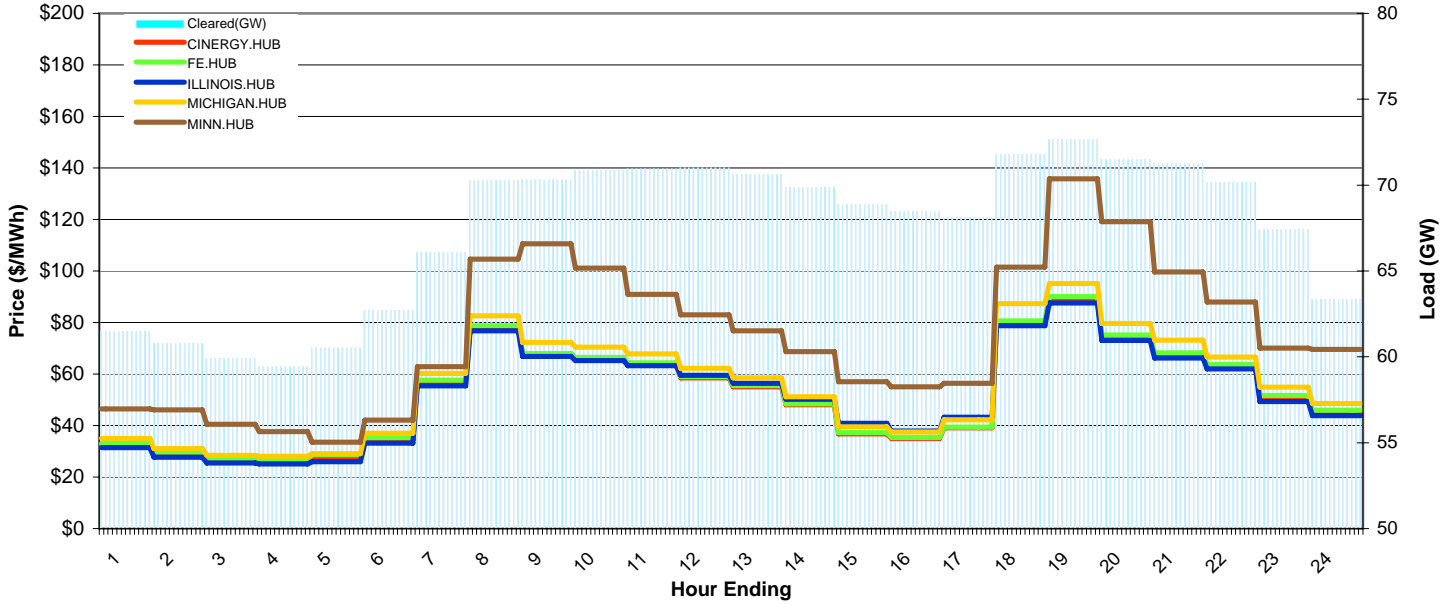
MISO Daily Report

Delivery Day: Friday, November 30, 2007

Price Color Codes: ≤0 ≥100 ≥200

Day-Ahead Prices and Cleared Load

	HE1	HE2	HE3	HE4	HE5	HE6	HE7	HE8	HE9	HE10	HE11	HE12	HE13	HE14	HE15	HE16	HE17	HE18	HE19	HE20	HE21	HE22	HE23	HE24
CINERGY.HUB	32.45	28.66	26.31	26.00	26.87	34.39	57.05	78.00	68.01	66.27	63.87	58.53	55.00	48.08	36.77	34.97	39.17	80.00	89.23	74.32	67.36	62.96	50.80	45.00
FE.HUB	32.99	29.65	27.28	26.92	28.70	35.32	57.59	78.75	68.00	66.45	64.34	59.06	55.49	48.49	37.21	35.44	39.42	80.59	90.02	75.17	68.17	63.68	51.67	45.98
ILLINOIS.HUB	31.46	27.66	25.49	25.08	25.95	33.15	55.46	76.76	66.81	65.23	63.24	59.47	56.37	50.16	40.84	37.92	43.23	78.73	87.60	73.08	66.26	61.94	49.35	43.81
MICHIGAN.HUB	35.02	31.08	28.43	28.08	29.07	36.99	60.25	82.67	72.24	70.46	67.82	62.18	58.45	51.17	39.47	37.52	42.20	87.38	95.17	79.61	73.13	66.54	54.94	48.62
MINN.HUB	46.46	46.11	40.47	37.59	33.52	42.16	62.86	104.60	110.61	101.11	90.94	83.02	76.79	68.68	57.04	55.00	56.35	101.53	135.78	119.18	99.61	87.98	70.10	69.59
Cleared(GW)	61.5	60.8	59.9	59.4	60.5	62.7	66.1	70.3	70.3	70.9	71.0	71.0	70.6	69.9	68.9	68.5	68.1	71.8	72.7	71.5	71.2	70.2	67.5	63.4



Preliminary Real-Time Prices with Forecasted and Actual System Load

	HE1	HE2	HE3	HE4	HE5	HE6	HE7	HE8	HE9	HE10	HE11	HE12	HE13	HE14	HE15	HE16	HE17	HE18	HE19	HE20	HE21	HE22	HE23	HE24
CINERGY.HUB	41.19	24.82	35.18	24.80	34.81	42.10	53.08	87.15	56.16	49.75	33.97	48.35	31.95	27.69	33.85	31.09	47.13	56.17	62.92	64.71	63.56	95.11	59.54	36.26
FE.HUB	42.42	25.66	36.18	25.31	36.03	43.38	55.00	89.77	58.16	51.06	34.98	50.02	33.05	28.83	35.11	32.33	48.77	57.95	63.16	64.24	64.87	96.88	60.61	36.87
ILLINOIS.HUB	39.73	23.73	33.71	23.64	33.11	40.13	50.52	84.21	53.16	48.64	33.28	47.16	31.37	27.14	33.30	30.48	46.12	55.11	108.56	111.44	74.12	92.91	58.09	35.35
MICHIGAN.HUB	43.78	26.58	37.21	25.94	37.06	44.57	56.16	91.57	59.94	52.21	32.64	50.93	34.38	29.98	36.40	33.65	50.65	59.98	66.38	66.73	67.09	100.43	62.87	38.08
MINN.HUB	57.91	49.07	36.84	24.84	60.83	47.16	53.09	117.10	165.83	69.91	43.57	90.01	58.34	52.99	44.33	57.14	71.66	85.57	191.21	127.02	107.01	160.43	98.41	47.76
Forecasted(GW)	64.9	62.9	61.7	61.2	61.6	64.1	69.4	73.6	74.1	74.0	73.8	73.4	72.6	72.0	71.1	70.6	71.2	74.5	76.7	75.9	74.9	73.3	70.2	67.1
(RT) - (DA Load)	2.08	0.49	0.33	0.23	-0.26	-0.37	1.44	2.90	4.36	3.00	2.50	1.69	1.35	1.14	1.25	0.77	1.11	0.88	4.02	4.27	3.30	2.90	3.03	3.14

