

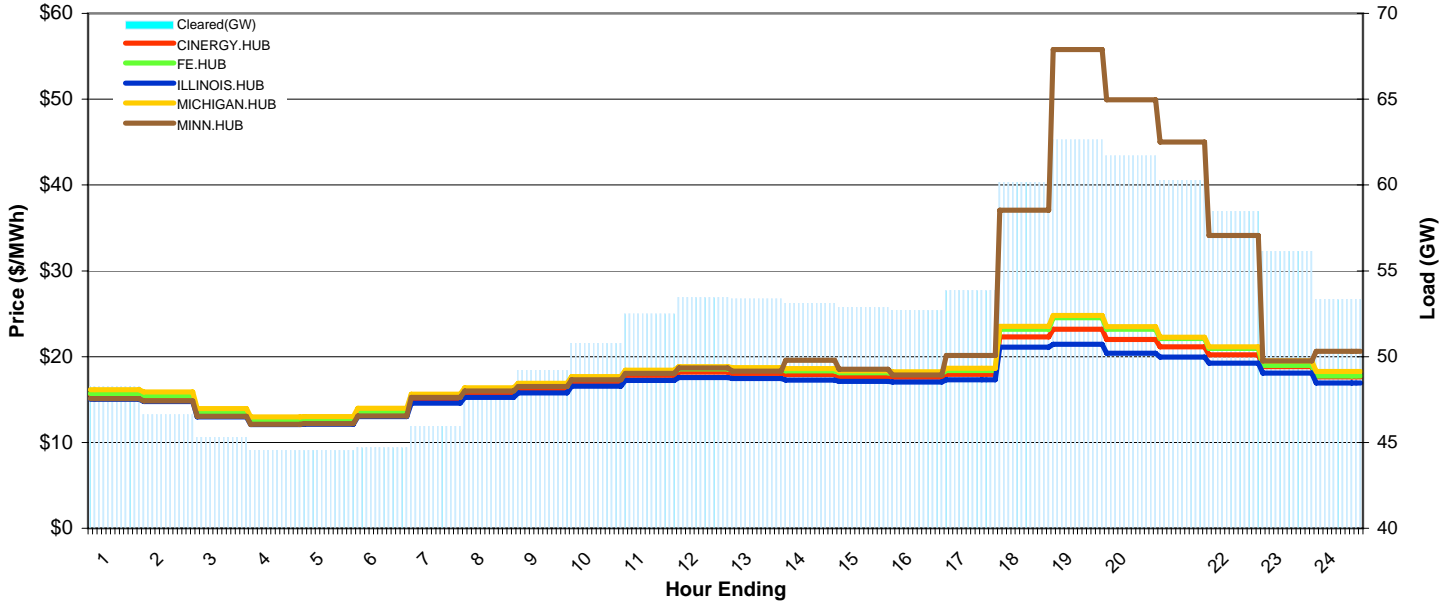
MISO Hub Report

Delivery Day: Monday, January 1, 2007

Price Color Codes: ≤0 ≥100 ≥200

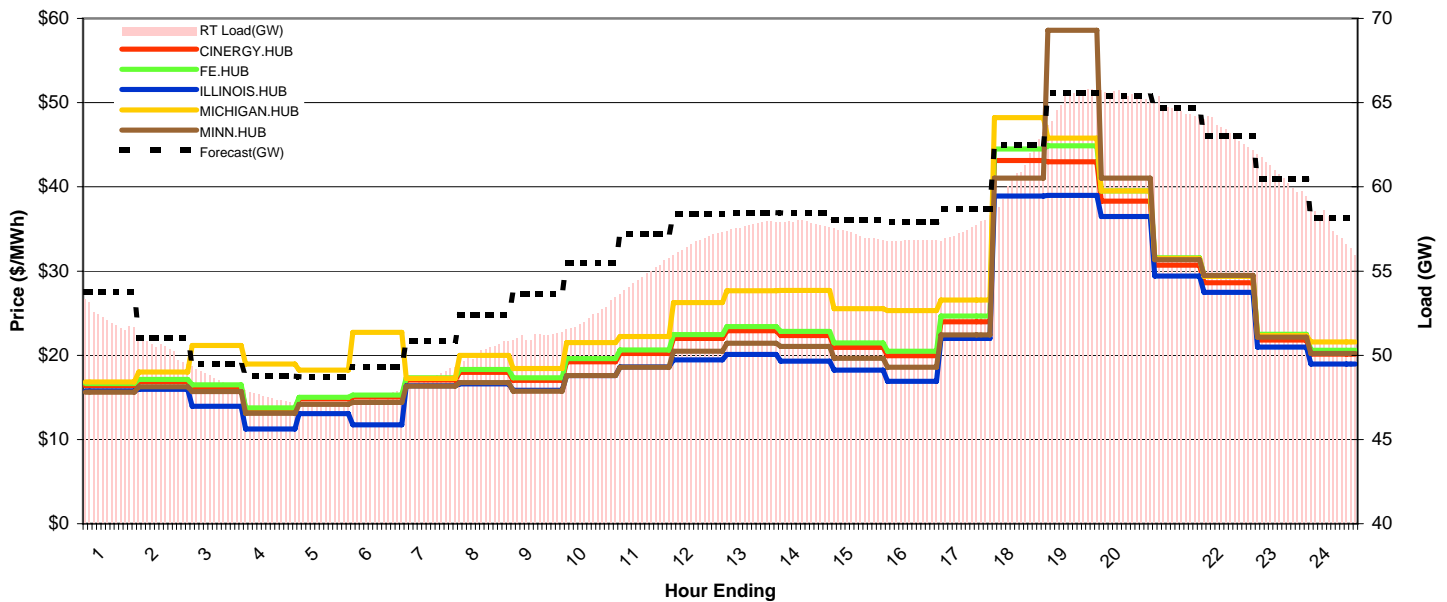
Day-Ahead Prices and Cleared Load

| | HE1 | HE2 | HE3 | HE4 | HE5 | HE6 | HE7 | HE8 | HE9 | HE10 | HE11 | HE12 | HE13 | HE14 | HE15 | HE16 | HE17 | HE18 | HE19 | HE20 | HE21 | HE22 | HE23 | HE24 |
|--------------|-------|-------|-------|-------|-------|-------|-------|-------|-------|-------|-------|-------|-------|-------|-------|-------|-------|-------|-------|-------|-------|-------|-------|-------|
| CINERGY.HUB | 15.60 | 15.33 | 13.48 | 12.52 | 12.58 | 13.51 | 15.05 | 15.77 | 16.29 | 17.10 | 17.82 | 18.18 | 18.05 | 17.89 | 17.69 | 17.60 | 17.94 | 22.30 | 23.18 | 22.01 | 21.16 | 20.20 | 18.82 | 17.62 |
| FE.HUB | 15.71 | 15.44 | 13.58 | 12.61 | 12.66 | 13.59 | 15.43 | 16.16 | 16.67 | 17.46 | 18.20 | 18.58 | 18.46 | 18.34 | 18.12 | 18.02 | 18.40 | 23.21 | 24.52 | 23.20 | 22.13 | 20.95 | 18.97 | 17.76 |
| ILLINOIS.HUB | 15.03 | 14.77 | 12.99 | 12.07 | 12.12 | 13.01 | 14.57 | 15.26 | 15.77 | 16.54 | 17.23 | 17.57 | 17.47 | 17.27 | 17.10 | 17.04 | 17.31 | 21.10 | 21.43 | 20.40 | 19.94 | 19.24 | 18.09 | 16.92 |
| MICHIGAN.HUB | 16.16 | 15.87 | 13.96 | 12.97 | 13.03 | 13.99 | 15.62 | 16.36 | 16.89 | 17.69 | 18.44 | 18.83 | 18.71 | 18.59 | 18.36 | 18.25 | 18.65 | 23.53 | 24.79 | 23.49 | 22.28 | 21.16 | 19.52 | 18.27 |
| MINN.HUB | 15.11 | 14.85 | 13.06 | 12.13 | 12.19 | 13.09 | 15.27 | 15.99 | 16.51 | 17.31 | 18.04 | 18.67 | 18.30 | 19.56 | 18.55 | 17.85 | 20.15 | 37.06 | 55.77 | 49.92 | 45.00 | 34.11 | 19.52 | 20.63 |
| Cleared(GW) | 48.3 | 46.6 | 45.3 | 44.5 | 44.6 | 44.7 | 45.9 | 48.0 | 49.2 | 50.8 | 52.5 | 53.4 | 53.4 | 53.1 | 52.9 | 52.7 | 53.9 | 60.2 | 62.6 | 61.7 | 60.3 | 58.5 | 56.1 | 53.3 |



Preliminary Real-Time Prices with Forecasted and Actual System Load

| | HE1 | HE2 | HE3 | HE4 | HE5 | HE6 | HE7 | HE8 | HE9 | HE10 | HE11 | HE12 | HE13 | HE14 | HE15 | HE16 | HE17 | HE18 | HE19 | HE20 | HE21 | HE22 | HE23 | HE24 |
|------------------|-------|-------|-------|-------|-------|-------|-------|-------|-------|-------|-------|-------|-------|-------|-------|-------|-------|-------|-------|-------|-------|-------|-------|-------|
| CINERGY.HUB | 16.36 | 16.86 | 16.22 | 13.60 | 14.81 | 15.06 | 17.06 | 17.99 | 17.01 | 19.22 | 20.20 | 21.99 | 22.91 | 22.33 | 20.94 | 19.95 | 23.99 | 43.14 | 42.98 | 38.32 | 30.69 | 28.60 | 21.83 | 20.13 |
| FE.HUB | 16.66 | 17.14 | 16.48 | 13.76 | 15.01 | 15.27 | 17.34 | 18.31 | 17.31 | 19.60 | 20.65 | 22.46 | 23.39 | 22.84 | 21.47 | 20.48 | 24.68 | 44.48 | 44.86 | 39.50 | 31.56 | 29.45 | 22.49 | 20.61 |
| ILLINOIS.HUB | 15.78 | 15.95 | 13.96 | 11.23 | 13.08 | 11.73 | 16.39 | 16.61 | 15.84 | 17.59 | 18.62 | 19.44 | 20.10 | 19.30 | 18.23 | 16.90 | 22.00 | 38.91 | 38.99 | 36.49 | 29.43 | 27.48 | 20.96 | 18.95 |
| MICHIGAN.HUB | 16.84 | 18.03 | 21.15 | 18.97 | 18.24 | 22.71 | 17.25 | 19.99 | 18.44 | 21.52 | 22.22 | 26.25 | 27.66 | 27.70 | 25.53 | 25.31 | 26.56 | 48.22 | 45.80 | 39.50 | 31.49 | 29.37 | 22.36 | 21.58 |
| MINN.HUB | 15.60 | 16.28 | 15.68 | 13.10 | 14.18 | 14.39 | 16.34 | 16.76 | 15.75 | 17.58 | 18.60 | 20.49 | 21.45 | 21.04 | 19.63 | 18.59 | 22.41 | 41.03 | 58.61 | 41.05 | 31.36 | 29.48 | 22.16 | 20.21 |
| Forecasted(GW) | 53.7 | 51.0 | 49.5 | 48.8 | 48.7 | 49.3 | 50.9 | 52.4 | 53.6 | 55.5 | 57.2 | 58.4 | 58.5 | 58.5 | 58.1 | 57.9 | 58.7 | 62.5 | 65.6 | 65.4 | 64.7 | 63.0 | 60.5 | 58.1 |
| (RT) - (DA Load) | 3.90 | 3.78 | 3.32 | 2.98 | 2.50 | 2.76 | 2.73 | 2.17 | 1.92 | 1.55 | 2.24 | 3.28 | 4.36 | 4.76 | 4.28 | 4.10 | 3.60 | 0.71 | 2.48 | 3.78 | 4.34 | 4.75 | 4.49 | 4.20 |



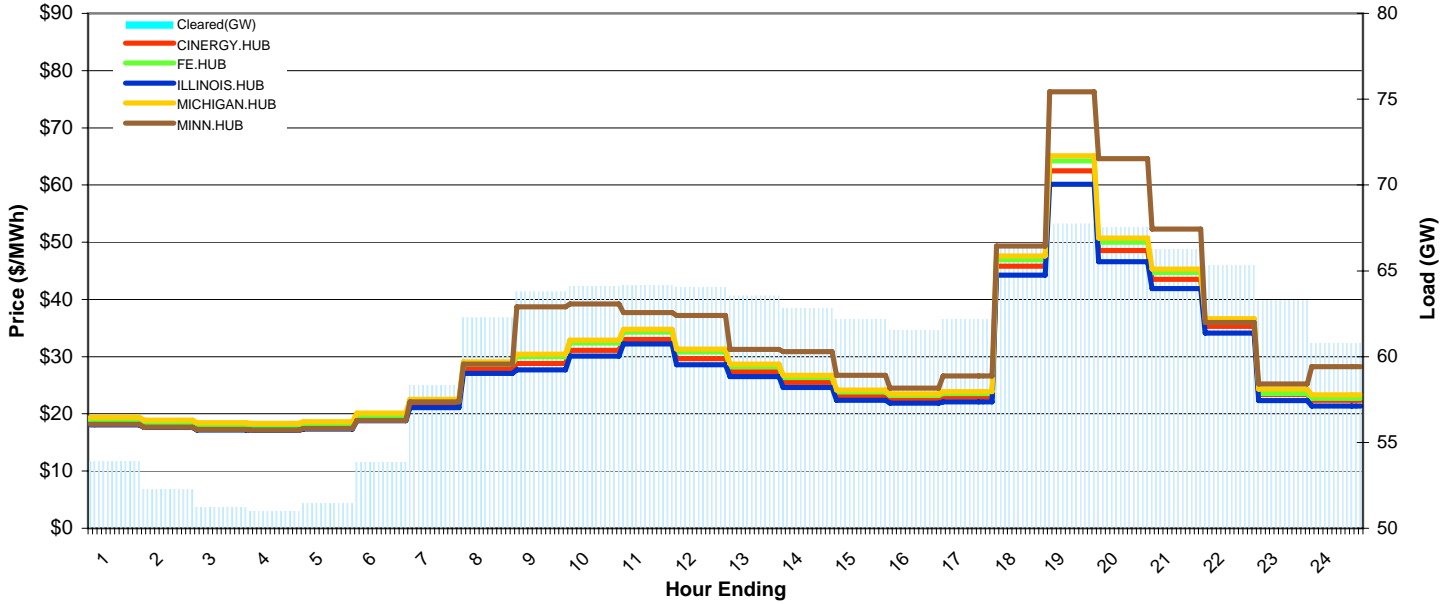
MISO Hub Report

Delivery Day: Tuesday, January 2, 2007

Price Color Codes: ≤0 ≥100 ≥200

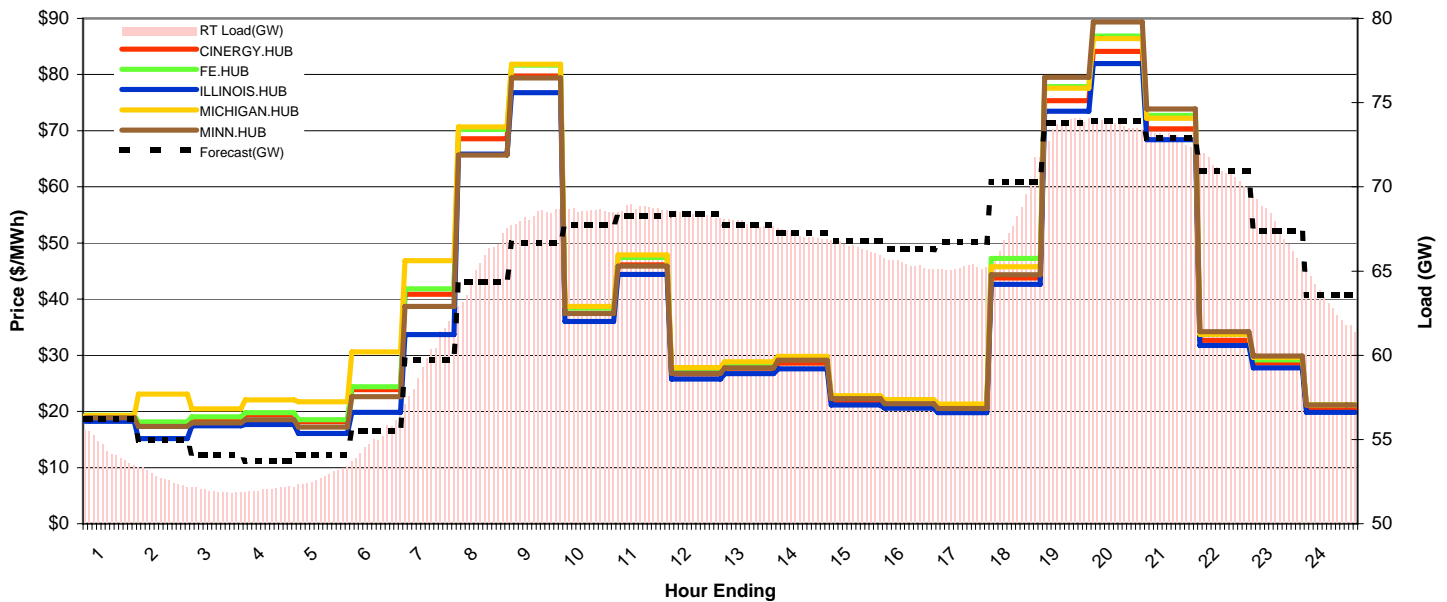
Day-Ahead Prices and Cleared Load

| | HE1 | HE2 | HE3 | HE4 | HE5 | HE6 | HE7 | HE8 | HE9 | HE10 | HE11 | HE12 | HE13 | HE14 | HE15 | HE16 | HE17 | HE18 | HE19 | HE20 | HE21 | HE22 | HE23 | HE24 |
|--------------|-------|-------|-------|-------|-------|-------|-------|-------|-------|-------|-------|-------|-------|-------|-------|-------|-------|-------|-------|-------|-------|-------|-------|-------|
| CINERGY.HUB | 18.77 | 18.26 | 17.84 | 17.73 | 18.00 | 19.47 | 21.76 | 27.79 | 28.78 | 31.09 | 33.01 | 29.67 | 27.37 | 25.49 | 23.21 | 22.63 | 22.94 | 45.83 | 62.48 | 48.56 | 43.50 | 35.30 | 23.36 | 22.35 |
| FE.HUB | 18.89 | 18.38 | 17.95 | 17.84 | 18.20 | 19.58 | 22.32 | 28.71 | 29.97 | 32.37 | 34.30 | 30.84 | 28.25 | 26.32 | 23.85 | 23.20 | 23.55 | 46.95 | 64.19 | 50.02 | 44.67 | 36.09 | 23.57 | 22.69 |
| ILLINOIS.HUB | 18.09 | 17.60 | 17.19 | 17.09 | 17.35 | 18.77 | 21.07 | 27.09 | 27.68 | 30.11 | 32.22 | 28.59 | 26.50 | 24.62 | 22.38 | 21.87 | 22.12 | 44.23 | 60.15 | 46.62 | 41.90 | 34.14 | 22.34 | 21.36 |
| MICHIGAN.HUB | 19.43 | 18.90 | 18.46 | 18.35 | 18.64 | 20.16 | 22.56 | 29.09 | 30.45 | 32.90 | 34.81 | 31.33 | 28.67 | 26.71 | 24.16 | 23.50 | 23.87 | 47.62 | 65.09 | 50.73 | 45.29 | 36.61 | 24.31 | 23.30 |
| MINN.HUB | 18.19 | 17.69 | 17.28 | 17.18 | 17.44 | 18.87 | 22.07 | 28.67 | 38.68 | 39.23 | 37.70 | 37.18 | 31.26 | 30.88 | 26.71 | 24.50 | 26.65 | 49.33 | 76.28 | 64.59 | 52.29 | 35.99 | 25.22 | 28.24 |
| Cleared(GW) | 53.9 | 52.3 | 51.2 | 51.0 | 51.5 | 53.8 | 58.3 | 62.3 | 63.8 | 64.1 | 64.2 | 64.1 | 63.5 | 62.8 | 62.2 | 61.5 | 62.2 | 66.4 | 67.7 | 67.5 | 66.3 | 65.3 | 63.3 | 60.8 |



Preliminary Real-Time Prices with Forecasted and Actual System Load

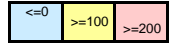
| | HE1 | HE2 | HE3 | HE4 | HE5 | HE6 | HE7 | HE8 | HE9 | HE10 | HE11 | HE12 | HE13 | HE14 | HE15 | HE16 | HE17 | HE18 | HE19 | HE20 | HE21 | HE22 | HE23 | HE24 |
|------------------|-------|-------|-------|-------|-------|-------|-------|-------|-------|-------|-------|-------|-------|-------|-------|-------|-------|-------|-------|-------|-------|-------|-------|-------|
| CINERGY.HUB | 18.95 | 17.85 | 18.74 | 19.43 | 18.18 | 23.91 | 40.89 | 68.59 | 79.74 | 37.44 | 46.13 | 26.70 | 27.69 | 28.62 | 21.88 | 21.26 | 20.46 | 43.76 | 75.36 | 84.14 | 70.35 | 32.68 | 28.60 | 20.54 |
| FE.HUB | 19.30 | 18.12 | 19.04 | 19.78 | 18.55 | 24.41 | 41.85 | 70.21 | 81.66 | 38.44 | 47.42 | 27.53 | 28.56 | 29.60 | 22.62 | 21.94 | 21.16 | 47.27 | 77.86 | 86.87 | 72.73 | 33.76 | 29.19 | 21.19 |
| ILLINOIS.HUB | 18.26 | 15.16 | 17.42 | 17.67 | 16.05 | 19.85 | 33.66 | 65.82 | 76.75 | 36.02 | 44.43 | 25.79 | 26.74 | 27.61 | 21.15 | 20.57 | 19.75 | 42.64 | 73.48 | 81.98 | 68.42 | 31.72 | 27.73 | 19.83 |
| MICHIGAN.HUB | 19.28 | 23.09 | 20.45 | 22.05 | 21.70 | 30.60 | 46.88 | 70.67 | 81.85 | 38.73 | 47.88 | 27.80 | 28.82 | 29.83 | 22.79 | 22.09 | 21.29 | 45.79 | 77.60 | 86.42 | 72.19 | 33.73 | 29.65 | 21.17 |
| MINN.HUB | 18.88 | 17.31 | 17.95 | 18.51 | 17.23 | 22.60 | 38.68 | 65.68 | 79.40 | 37.44 | 45.88 | 26.77 | 27.77 | 29.11 | 22.30 | 21.39 | 20.54 | 44.33 | 79.49 | 89.39 | 73.88 | 34.18 | 29.85 | 21.15 |
| Forecasted(GW) | 56.2 | 55.0 | 54.1 | 53.7 | 54.1 | 55.5 | 59.7 | 64.4 | 66.6 | 67.8 | 68.3 | 68.4 | 67.7 | 67.2 | 66.8 | 66.3 | 66.7 | 70.3 | 73.8 | 73.9 | 72.9 | 71.0 | 67.4 | 63.6 |
| (RT) - (DA Load) | 0.54 | 0.45 | 0.71 | 1.07 | 1.34 | 1.23 | 1.55 | 3.11 | 4.51 | 4.47 | 4.56 | 4.30 | 4.28 | 4.35 | 4.25 | 3.88 | 3.00 | 1.91 | 5.87 | 6.20 | 6.67 | 5.65 | 4.34 | 2.28 |



MISO Hub Report

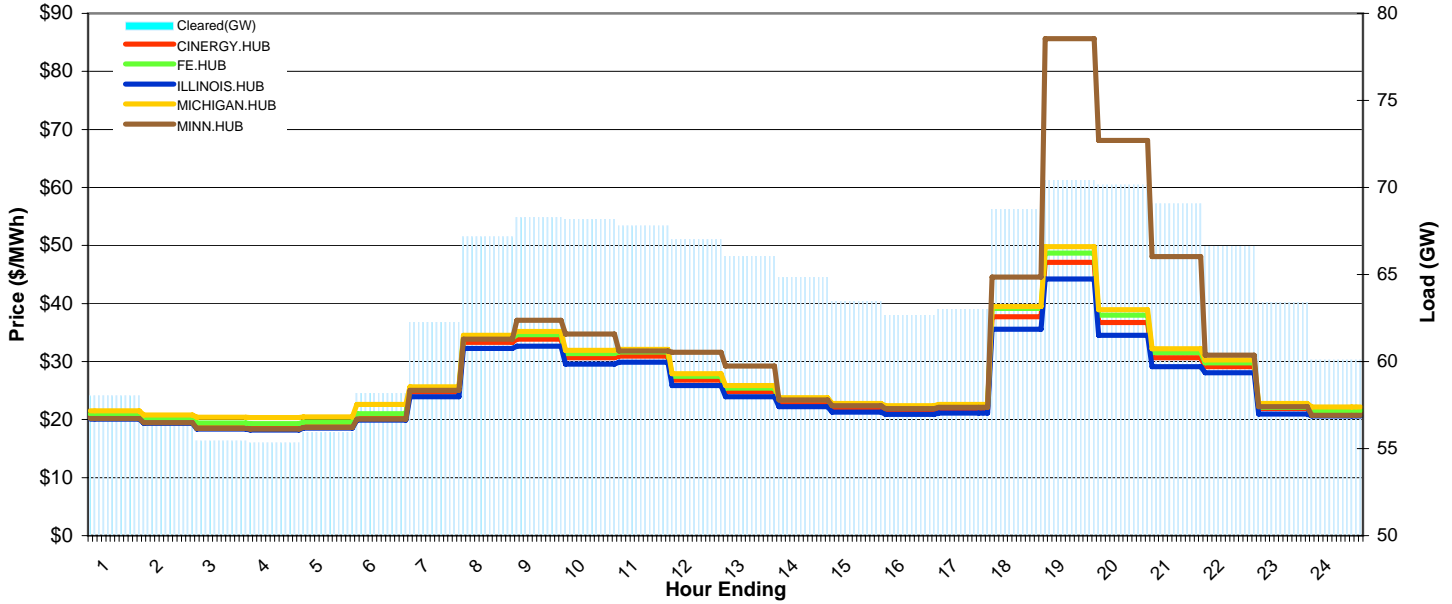
Delivery Day: Wednesday, January 3, 2007

Price Color Codes:



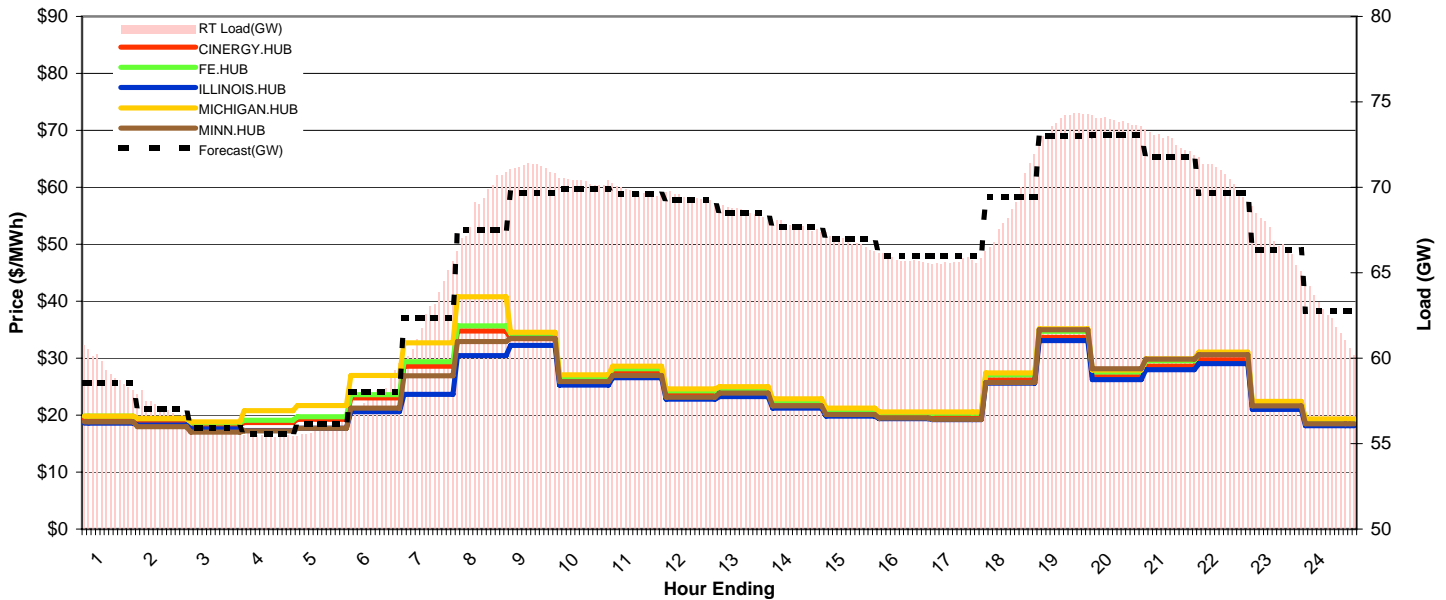
Day-Ahead Prices and Cleared Load

| | HE1 | HE2 | HE3 | HE4 | HE5 | HE6 | HE7 | HE8 | HE9 | HE10 | HE11 | HE12 | HE13 | HE14 | HE15 | HE16 | HE17 | HE18 | HE19 | HE20 | HE21 | HE22 | HE23 | HE24 |
|--------------|-------|-------|-------|-------|-------|-------|-------|-------|-------|-------|-------|-------|-------|-------|-------|-------|-------|-------|-------|-------|-------|-------|-------|-------|
| CINERGY.HUB | 20.80 | 20.07 | 19.12 | 19.00 | 19.29 | 20.80 | 24.76 | 33.32 | 33.85 | 30.66 | 30.92 | 26.82 | 24.84 | 22.95 | 22.00 | 21.58 | 21.81 | 37.73 | 47.10 | 36.74 | 30.64 | 29.12 | 21.90 | 21.41 |
| FE.HUB | 20.97 | 20.24 | 19.41 | 19.31 | 19.56 | 21.03 | 25.35 | 34.05 | 34.65 | 31.40 | 31.63 | 27.47 | 25.45 | 23.45 | 22.49 | 22.06 | 22.30 | 39.17 | 48.69 | 38.01 | 31.56 | 29.80 | 22.12 | 21.59 |
| ILLINOIS.HUB | 20.05 | 19.34 | 18.35 | 18.22 | 18.52 | 19.90 | 23.91 | 32.24 | 32.63 | 29.54 | 29.87 | 25.85 | 23.95 | 22.21 | 21.29 | 20.89 | 21.12 | 35.58 | 44.25 | 34.50 | 29.13 | 28.09 | 20.93 | 20.64 |
| MICHIGAN.HUB | 21.53 | 20.78 | 20.40 | 20.35 | 20.46 | 22.61 | 25.67 | 34.54 | 35.20 | 31.91 | 32.10 | 27.90 | 25.85 | 23.78 | 22.80 | 22.37 | 22.61 | 39.50 | 49.82 | 38.91 | 32.18 | 30.26 | 22.79 | 22.16 |
| MINN.HUB | 20.16 | 19.44 | 18.49 | 18.37 | 18.66 | 20.09 | 25.04 | 33.86 | 37.11 | 34.72 | 31.80 | 31.58 | 29.25 | 23.39 | 22.38 | 21.88 | 22.12 | 44.55 | 85.65 | 68.12 | 48.07 | 31.10 | 22.22 | 20.75 |
| Cleared(GW) | 58.0 | 56.5 | 55.4 | 55.3 | 55.9 | 58.2 | 62.3 | 67.2 | 68.3 | 68.2 | 67.8 | 67.0 | 66.0 | 64.9 | 63.5 | 62.7 | 63.0 | 68.7 | 70.4 | 70.1 | 69.1 | 66.6 | 63.4 | 60.1 |



Preliminary Real-Time Prices with Forecasted and Actual System Load

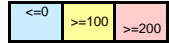
| | HE1 | HE2 | HE3 | HE4 | HE5 | HE6 | HE7 | HE8 | HE9 | HE10 | HE11 | HE12 | HE13 | HE14 | HE15 | HE16 | HE17 | HE18 | HE19 | HE20 | HE21 | HE22 | HE23 | HE24 |
|------------------|-------|-------|-------|-------|-------|-------|-------|-------|-------|-------|-------|-------|-------|-------|-------|-------|-------|-------|-------|-------|-------|-------|-------|-------|
| CINERGY.HUB | 19.33 | 18.98 | 18.28 | 18.70 | 19.29 | 23.01 | 28.59 | 34.76 | 33.42 | 26.07 | 27.34 | 23.48 | 23.85 | 21.85 | 20.35 | 19.82 | 19.75 | 26.16 | 33.63 | 26.72 | 28.62 | 29.72 | 21.50 | 18.66 |
| FE.HUB | 19.85 | 19.41 | 18.67 | 19.10 | 19.74 | 23.61 | 29.38 | 35.70 | 34.33 | 26.82 | 28.17 | 24.26 | 24.63 | 22.54 | 20.96 | 20.37 | 20.36 | 27.07 | 34.72 | 27.60 | 29.53 | 30.65 | 22.14 | 19.18 |
| ILLINOIS.HUB | 18.62 | 18.28 | 17.57 | 17.29 | 17.71 | 20.60 | 23.63 | 30.45 | 32.24 | 25.27 | 26.56 | 22.82 | 23.24 | 21.24 | 19.84 | 19.37 | 19.24 | 25.59 | 33.11 | 26.24 | 27.96 | 29.02 | 21.00 | 18.17 |
| MICHIGAN.HUB | 19.81 | 19.46 | 18.80 | 20.80 | 21.70 | 26.95 | 32.70 | 40.80 | 34.55 | 27.06 | 28.59 | 24.58 | 24.99 | 22.88 | 21.24 | 20.58 | 20.57 | 27.39 | 35.15 | 27.92 | 29.86 | 31.08 | 22.40 | 19.30 |
| MINN.HUB | 18.80 | 17.96 | 17.01 | 17.23 | 17.72 | 21.24 | 26.93 | 32.94 | 33.49 | 25.88 | 26.96 | 23.16 | 23.87 | 21.64 | 20.12 | 19.48 | 19.28 | 25.75 | 35.00 | 28.15 | 29.82 | 30.61 | 21.64 | 18.50 |
| Forecasted(GW) | 58.5 | 57.0 | 55.9 | 55.5 | 56.1 | 58.0 | 62.4 | 67.5 | 69.7 | 69.9 | 69.6 | 69.3 | 68.5 | 67.7 | 67.0 | 66.0 | 66.0 | 69.5 | 73.0 | 73.1 | 71.8 | 69.7 | 66.3 | 62.7 |
| (RT) - (DA Load) | 1.30 | 0.66 | 0.53 | 0.20 | -0.06 | -0.19 | 0.34 | 1.82 | 2.88 | 2.15 | 1.99 | 2.42 | 2.54 | 2.88 | 3.33 | 3.11 | 2.65 | 0.03 | 3.37 | 3.72 | 3.63 | 3.99 | 3.60 | 2.28 |



MISO Hub Report

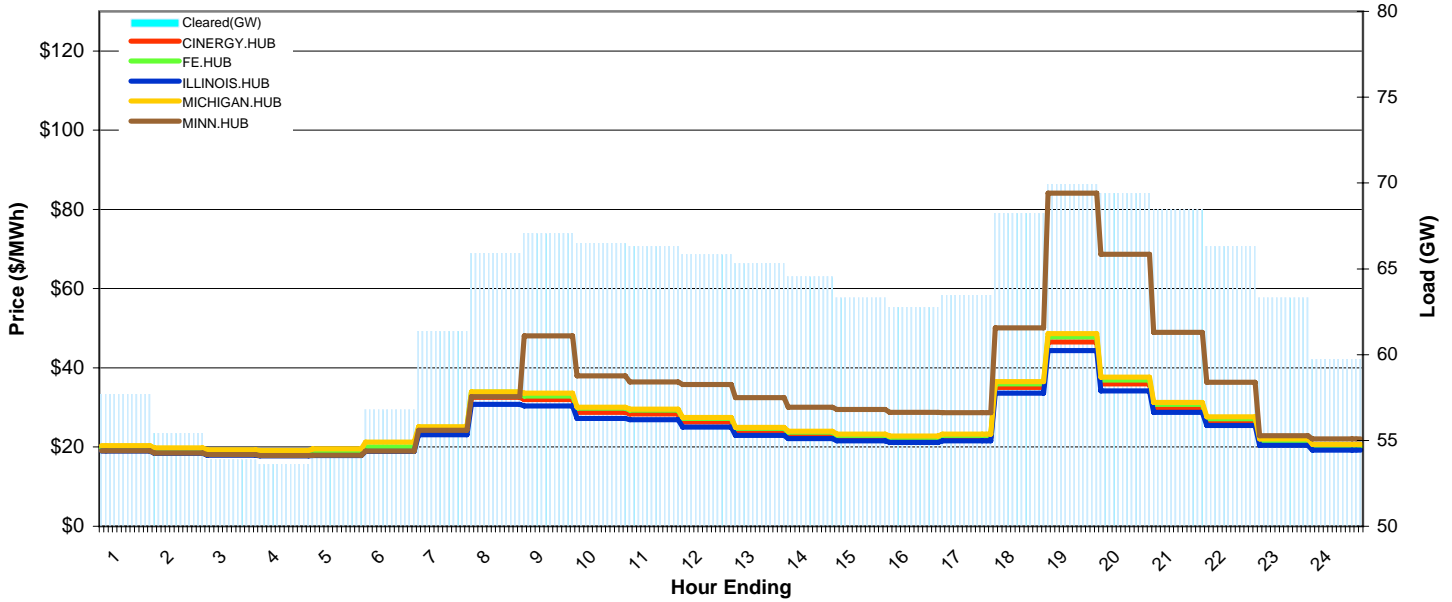
Delivery Day: Thursday, January 4, 2007

Price Color Codes:



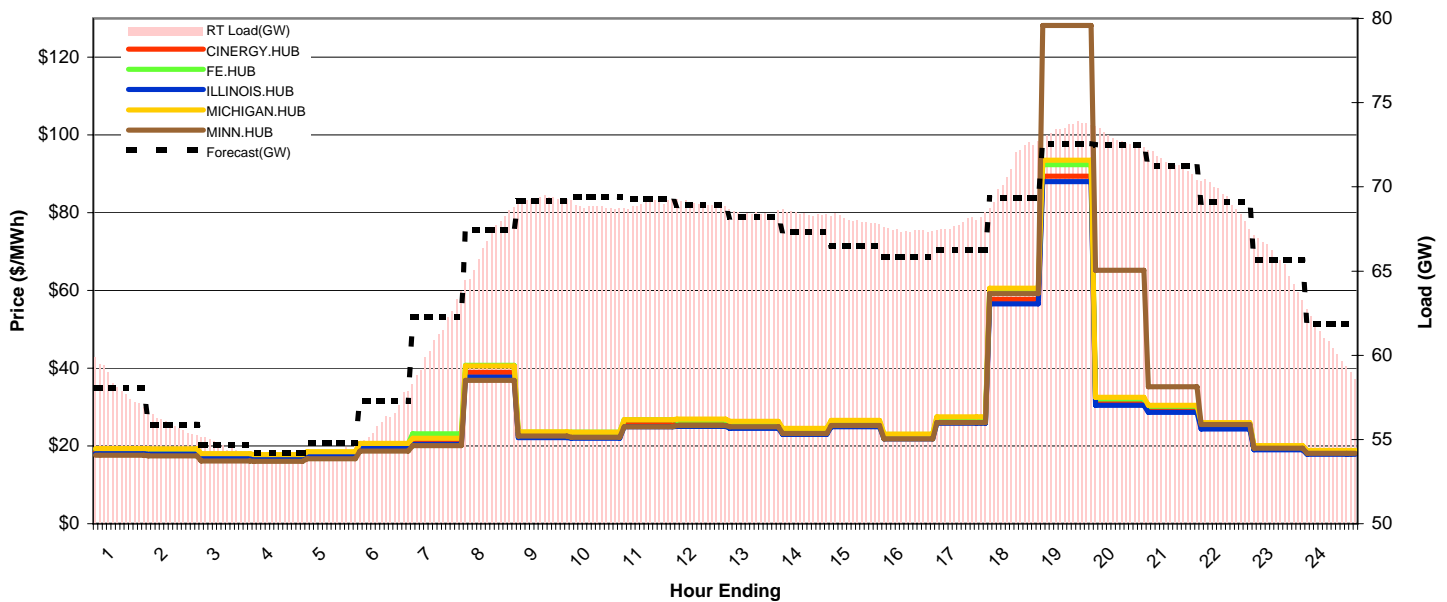
Day-Ahead Prices and Cleared Load

| | HE1 | HE2 | HE3 | HE4 | HE5 | HE6 | HE7 | HE8 | HE9 | HE10 | HE11 | HE12 | HE13 | HE14 | HE15 | HE16 | HE17 | HE18 | HE19 | HE20 | HE21 | HE22 | HE23 | HE24 |
|--------------|-------|-------|-------|-------|-------|-------|-------|-------|-------|-------|-------|-------|-------|-------|-------|-------|-------|-------|-------|-------|-------|-------|-------|-------|
| CINERGY.HUB | 19.70 | 19.09 | 18.64 | 18.46 | 18.54 | 19.81 | 24.20 | 32.56 | 32.00 | 28.76 | 28.37 | 26.32 | 24.00 | 23.10 | 22.38 | 21.95 | 22.36 | 35.09 | 46.57 | 35.98 | 30.00 | 26.54 | 21.30 | 20.00 |
| FE.HUB | 19.83 | 19.22 | 18.76 | 18.58 | 18.78 | 20.00 | 24.97 | 33.82 | 32.88 | 29.79 | 29.36 | 27.20 | 24.73 | 23.75 | 22.95 | 22.47 | 22.92 | 35.96 | 47.80 | 36.95 | 30.75 | 27.18 | 21.49 | 20.17 |
| ILLINOIS.HUB | 18.99 | 18.40 | 17.96 | 17.79 | 17.82 | 18.87 | 23.12 | 30.78 | 30.41 | 27.25 | 26.91 | 25.05 | 22.95 | 22.16 | 21.55 | 21.20 | 21.54 | 33.61 | 44.32 | 34.21 | 28.73 | 25.48 | 20.47 | 19.25 |
| MICHIGAN.HUB | 20.39 | 19.76 | 19.28 | 19.12 | 19.58 | 21.23 | 25.16 | 33.97 | 33.59 | 30.04 | 29.61 | 27.46 | 25.00 | 24.03 | 23.27 | 22.80 | 23.23 | 36.55 | 48.65 | 37.63 | 31.25 | 27.62 | 22.08 | 20.72 |
| MINN.HUB | 19.09 | 18.50 | 18.06 | 17.88 | 17.95 | 19.00 | 24.22 | 32.70 | 48.10 | 37.97 | 36.40 | 35.79 | 32.51 | 30.08 | 29.51 | 28.73 | 28.72 | 50.13 | 84.08 | 68.67 | 48.94 | 36.33 | 22.83 | 22.06 |
| Cleared(GW) | 57.7 | 55.4 | 53.9 | 53.6 | 54.1 | 56.8 | 61.4 | 65.9 | 67.1 | 66.5 | 66.3 | 65.8 | 65.3 | 64.5 | 63.3 | 62.8 | 63.5 | 68.3 | 69.9 | 69.4 | 68.5 | 66.3 | 63.3 | 59.7 |



Preliminary Real-Time Prices with Forecasted and Actual System Load

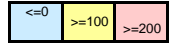
| | HE1 | HE2 | HE3 | HE4 | HE5 | HE6 | HE7 | HE8 | HE9 | HE10 | HE11 | HE12 | HE13 | HE14 | HE15 | HE16 | HE17 | HE18 | HE19 | HE20 | HE21 | HE22 | HE23 | HE24 |
|------------------|-------|-------|-------|-------|-------|-------|-------|-------|-------|-------|-------|-------|-------|-------|-------|-------|-------|-------|--------|-------|-------|-------|-------|-------|
| CINERGY.HUB | 18.65 | 18.62 | 17.47 | 17.18 | 17.90 | 20.07 | 21.06 | 38.98 | 22.80 | 22.68 | 25.69 | 25.79 | 25.28 | 23.61 | 25.60 | 22.29 | 26.47 | 57.71 | 89.42 | 31.00 | 29.27 | 24.96 | 19.35 | 18.30 |
| FE.HUB | 19.15 | 19.07 | 17.88 | 17.59 | 18.35 | 20.62 | 23.13 | 40.74 | 23.56 | 23.55 | 26.75 | 26.71 | 26.09 | 24.35 | 26.40 | 22.95 | 27.29 | 59.68 | 92.35 | 32.11 | 30.20 | 25.72 | 19.91 | 18.75 |
| ILLINOIS.HUB | 18.03 | 17.96 | 16.85 | 16.59 | 17.26 | 19.31 | 20.41 | 37.69 | 22.14 | 22.00 | 24.93 | 25.05 | 24.57 | 22.95 | 24.94 | 21.79 | 25.84 | 56.54 | 88.03 | 30.43 | 28.66 | 24.39 | 19.02 | 17.87 |
| MICHIGAN.HUB | 19.32 | 19.26 | 18.05 | 17.78 | 18.49 | 20.68 | 22.02 | 40.59 | 23.64 | 23.58 | 26.79 | 26.96 | 26.37 | 24.56 | 26.57 | 23.06 | 27.53 | 60.57 | 93.49 | 32.48 | 30.46 | 25.98 | 20.06 | 18.84 |
| MINN.HUB | 17.62 | 17.44 | 16.17 | 16.07 | 16.73 | 18.68 | 20.06 | 36.87 | 22.53 | 22.20 | 24.96 | 25.31 | 24.97 | 23.19 | 25.24 | 21.82 | 26.04 | 59.23 | 128.22 | 65.20 | 35.27 | 25.56 | 19.44 | 18.14 |
| Forecasted(GW) | 58.0 | 55.9 | 54.7 | 54.2 | 54.8 | 57.3 | 62.3 | 67.4 | 69.2 | 69.4 | 69.3 | 68.9 | 68.2 | 67.3 | 66.5 | 65.8 | 66.2 | 69.3 | 72.6 | 72.5 | 71.2 | 69.1 | 65.6 | 61.8 |
| (RT) - (DA Load) | 0.50 | 0.46 | 0.74 | 0.24 | 0.04 | -0.62 | -0.35 | 0.89 | 2.21 | 2.33 | 2.70 | 3.17 | 3.15 | 3.88 | 4.71 | 4.64 | 4.40 | 2.91 | 3.62 | 3.44 | 2.92 | 2.95 | 2.21 | 0.89 |



MISO Hub Report

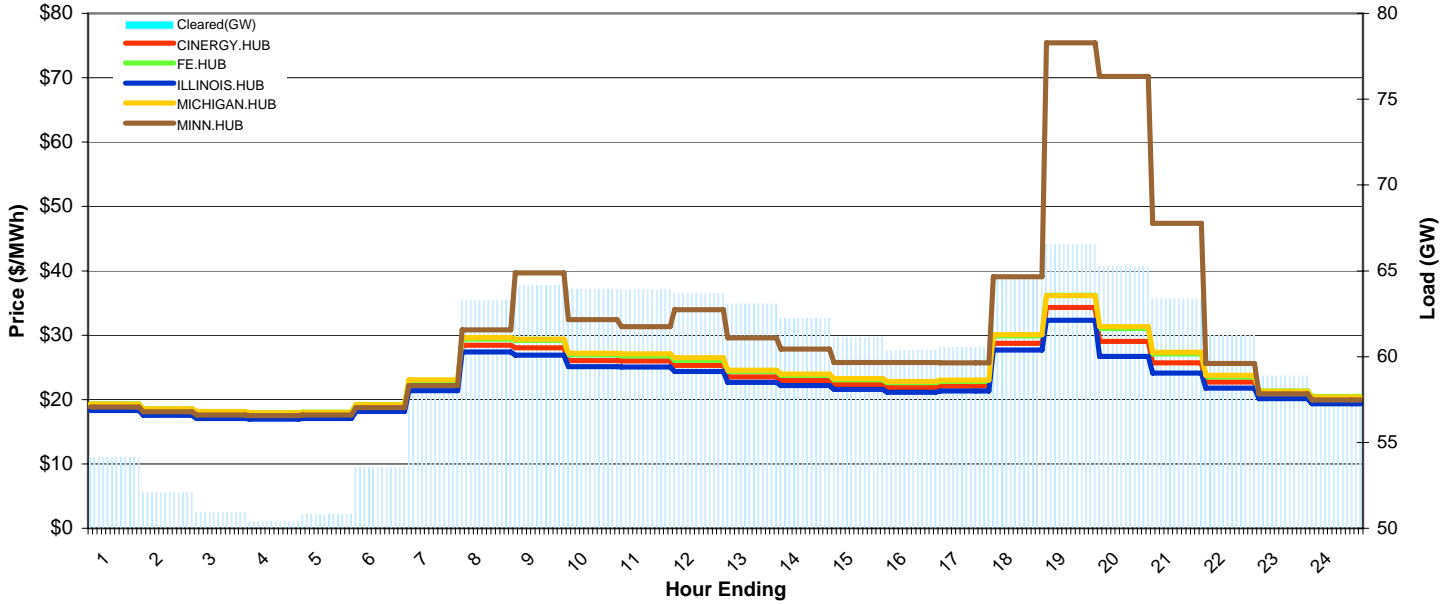
Delivery Day: Friday, January 5, 2007

Price Color Codes:



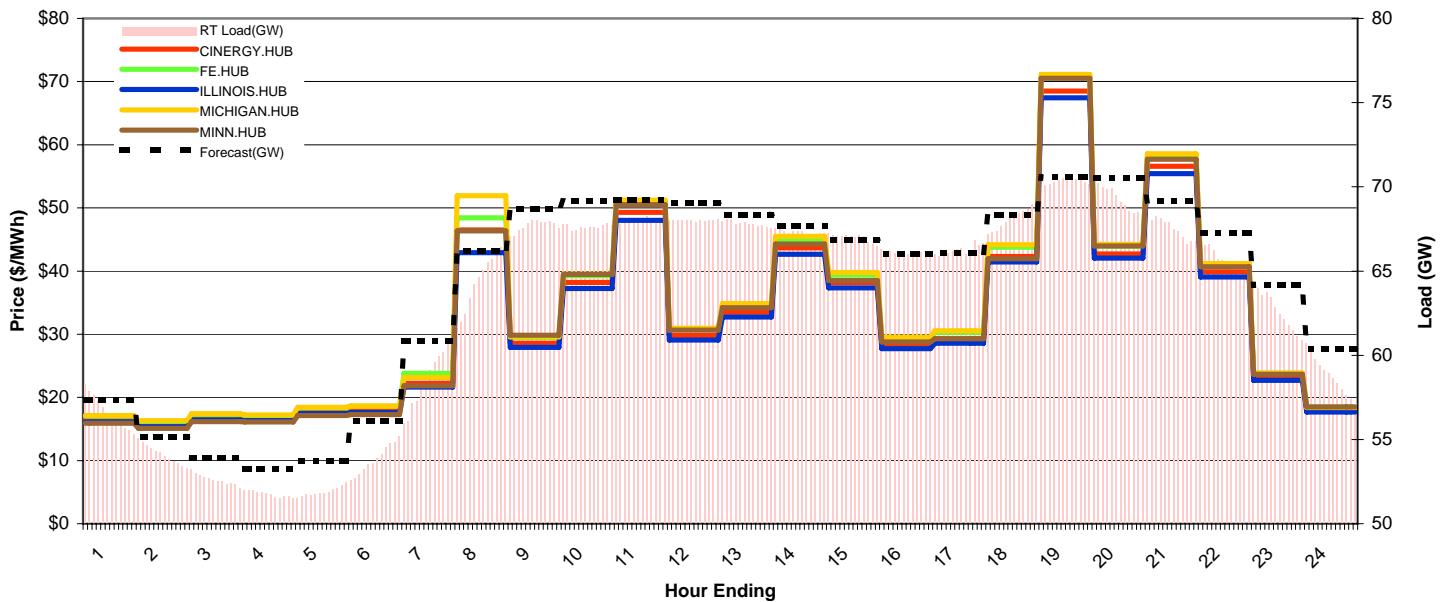
Day-Ahead Prices and Cleared Load

| | HE1 | HE2 | HE3 | HE4 | HE5 | HE6 | HE7 | HE8 | HE9 | HE10 | HE11 | HE12 | HE13 | HE14 | HE15 | HE16 | HE17 | HE18 | HE19 | HE20 | HE21 | HE22 | HE23 | HE24 |
|--------------|-------|-------|-------|-------|-------|-------|-------|-------|-------|-------|-------|-------|-------|-------|-------|-------|-------|-------|-------|-------|-------|-------|-------|-------|
| CINERGY.HUB | 19.00 | 18.25 | 17.75 | 17.62 | 17.73 | 18.87 | 22.16 | 28.42 | 28.05 | 26.04 | 26.00 | 25.33 | 23.53 | 22.98 | 22.32 | 21.89 | 22.09 | 28.76 | 34.29 | 29.06 | 25.72 | 22.70 | 20.92 | 20.09 |
| FE.HUB | 19.35 | 18.57 | 18.08 | 17.93 | 18.07 | 19.24 | 22.90 | 29.40 | 29.18 | 26.97 | 26.80 | 26.10 | 24.38 | 23.78 | 23.07 | 22.64 | 22.84 | 29.86 | 36.19 | 31.02 | 27.09 | 23.50 | 21.32 | 20.46 |
| ILLINOIS.HUB | 18.29 | 17.57 | 17.07 | 16.96 | 17.07 | 18.17 | 21.36 | 27.38 | 26.90 | 25.09 | 25.08 | 24.35 | 22.68 | 22.19 | 21.56 | 21.14 | 21.33 | 27.68 | 32.31 | 26.69 | 24.09 | 21.78 | 20.12 | 19.33 |
| MICHIGAN.HUB | 19.31 | 18.54 | 18.17 | 17.94 | 18.02 | 19.18 | 23.07 | 29.65 | 29.39 | 27.18 | 27.12 | 26.48 | 24.56 | 23.96 | 23.26 | 22.82 | 23.02 | 30.06 | 36.13 | 31.31 | 27.35 | 23.75 | 21.27 | 20.41 |
| MINN.HUB | 18.86 | 18.11 | 17.61 | 17.49 | 17.60 | 18.73 | 22.17 | 30.81 | 39.69 | 32.41 | 31.34 | 33.94 | 29.57 | 27.85 | 25.77 | 25.75 | 25.73 | 39.10 | 75.41 | 70.20 | 47.40 | 25.62 | 20.88 | 19.93 |
| Cleared(GW) | 54.1 | 52.1 | 50.9 | 50.4 | 50.8 | 53.5 | 58.3 | 63.3 | 64.2 | 63.9 | 63.9 | 63.7 | 63.1 | 62.2 | 61.1 | 60.3 | 60.5 | 64.5 | 66.5 | 65.3 | 63.4 | 61.2 | 58.9 | 57.1 |



Preliminary Real-Time Prices with Forecasted and Actual System Load

| | HE1 | HE2 | HE3 | HE4 | HE5 | HE6 | HE7 | HE8 | HE9 | HE10 | HE11 | HE12 | HE13 | HE14 | HE15 | HE16 | HE17 | HE18 | HE19 | HE20 | HE21 | HE22 | HE23 | HE24 |
|------------------|-------|-------|-------|-------|-------|-------|-------|-------|-------|-------|-------|-------|-------|-------|-------|-------|-------|-------|-------|-------|-------|-------|-------|-------|
| CINERGY.HUB | 16.61 | 15.79 | 16.90 | 16.75 | 17.95 | 18.13 | 22.26 | 46.50 | 28.59 | 38.20 | 49.32 | 29.80 | 33.50 | 43.69 | 38.18 | 28.35 | 29.28 | 42.28 | 68.48 | 42.69 | 56.59 | 39.89 | 23.20 | 18.04 |
| FE.HUB | 17.03 | 16.15 | 17.30 | 17.13 | 18.35 | 18.61 | 23.80 | 48.44 | 29.47 | 39.29 | 50.81 | 30.75 | 34.58 | 44.96 | 39.35 | 29.22 | 30.31 | 43.79 | 70.60 | 43.92 | 58.24 | 41.04 | 23.83 | 18.48 |
| ILLINOIS.HUB | 16.12 | 15.35 | 16.42 | 16.30 | 17.43 | 17.60 | 21.63 | 42.91 | 27.92 | 37.22 | 48.05 | 29.10 | 32.75 | 42.67 | 37.33 | 27.70 | 28.57 | 41.43 | 67.45 | 42.06 | 55.44 | 39.07 | 22.69 | 17.67 |
| MICHIGAN.HUB | 17.12 | 16.29 | 17.44 | 17.22 | 18.42 | 18.62 | 23.13 | 51.93 | 29.57 | 39.52 | 51.21 | 30.94 | 34.84 | 45.49 | 39.77 | 29.52 | 30.57 | 44.16 | 71.12 | 44.23 | 58.56 | 41.18 | 23.87 | 18.41 |
| MINN.HUB | 15.89 | 15.08 | 16.15 | 16.09 | 17.15 | 17.28 | 21.82 | 46.35 | 29.86 | 39.49 | 50.52 | 30.64 | 34.19 | 44.29 | 38.52 | 28.79 | 29.29 | 41.97 | 70.53 | 43.98 | 57.72 | 40.67 | 23.67 | 18.51 |
| Forecasted(GW) | 57.4 | 55.2 | 53.9 | 53.3 | 53.7 | 56.1 | 60.9 | 66.2 | 68.7 | 69.1 | 69.3 | 69.0 | 68.4 | 67.7 | 66.8 | 66.0 | 66.1 | 68.3 | 70.6 | 70.5 | 69.2 | 67.2 | 64.1 | 60.4 |
| (RT) - (DA Load) | 2.52 | 2.05 | 1.69 | 1.40 | 1.10 | 0.30 | 0.31 | 1.16 | 3.51 | 3.70 | 4.11 | 4.32 | 4.75 | 5.06 | 5.84 | 5.76 | 5.70 | 3.64 | 3.77 | 4.04 | 4.17 | 4.38 | 3.78 | 1.71 |



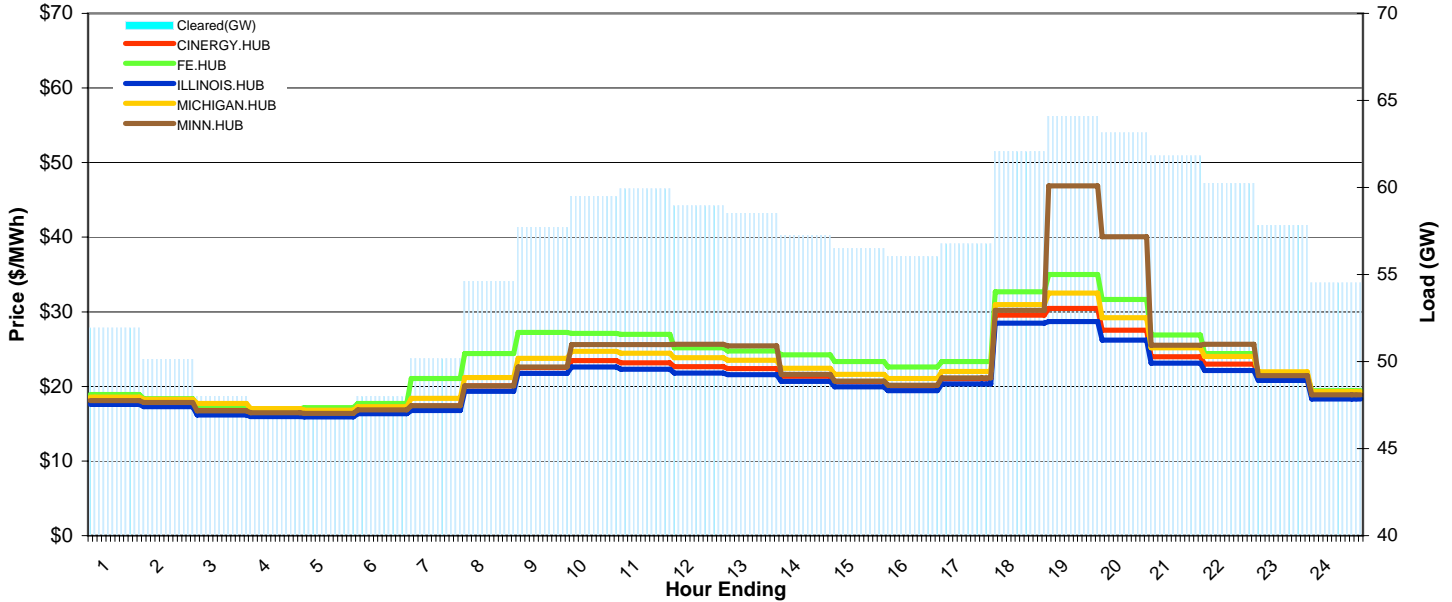
MISO Hub Report

Delivery Day: Saturday, January 6, 2007

Price Color Codes: ≤0 ≥100 ≥200

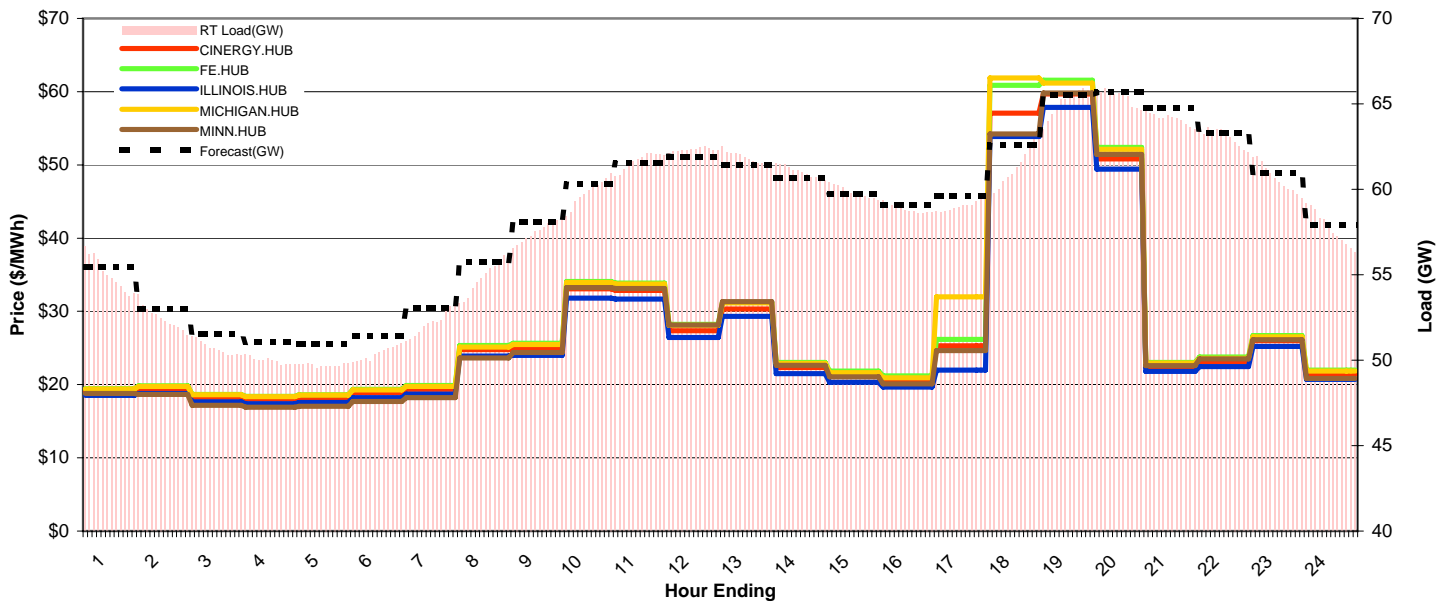
Day-Ahead Prices and Cleared Load

| | HE1 | HE2 | HE3 | HE4 | HE5 | HE6 | HE7 | HE8 | HE9 | HE10 | HE11 | HE12 | HE13 | HE14 | HE15 | HE16 | HE17 | HE18 | HE19 | HE20 | HE21 | HE22 | HE23 | HE24 |
|--------------|-------|-------|-------|-------|-------|-------|-------|-------|-------|-------|-------|-------|-------|-------|-------|-------|-------|-------|-------|-------|-------|-------|-------|-------|
| CINERGY.HUB | 18.25 | 17.97 | 16.91 | 16.60 | 16.52 | 16.99 | 17.38 | 20.07 | 22.51 | 23.46 | 23.17 | 22.65 | 22.40 | 21.38 | 20.62 | 20.07 | 21.03 | 29.54 | 30.44 | 27.53 | 23.96 | 22.98 | 21.60 | 19.01 |
| FE.HUB | 18.93 | 18.34 | 17.46 | 16.99 | 17.15 | 17.73 | 21.07 | 24.39 | 27.23 | 27.12 | 26.97 | 25.17 | 24.76 | 24.23 | 23.32 | 22.59 | 23.32 | 32.67 | 35.00 | 31.67 | 26.91 | 24.41 | 21.51 | 19.45 |
| ILLINOIS.HUB | 17.58 | 17.30 | 16.18 | 15.96 | 15.91 | 16.34 | 16.78 | 19.35 | 21.75 | 22.62 | 22.32 | 21.81 | 21.56 | 20.68 | 19.94 | 19.41 | 20.33 | 28.50 | 28.70 | 26.19 | 23.11 | 22.13 | 20.79 | 18.30 |
| MICHIGAN.HUB | 18.58 | 18.27 | 17.72 | 17.01 | 16.82 | 17.30 | 18.39 | 21.20 | 23.77 | 24.72 | 24.43 | 23.85 | 23.52 | 22.44 | 21.63 | 21.05 | 22.02 | 30.98 | 32.51 | 29.23 | 25.16 | 24.04 | 21.94 | 19.32 |
| MINN.HUB | 18.12 | 17.84 | 16.71 | 16.46 | 16.40 | 16.84 | 17.41 | 20.09 | 22.60 | 25.59 | 25.62 | 25.67 | 25.44 | 21.60 | 20.72 | 20.17 | 21.13 | 30.19 | 46.88 | 40.04 | 25.54 | 25.63 | 21.43 | 18.87 |
| Cleared(GW) | 51.9 | 50.1 | 48.0 | 47.3 | 47.4 | 48.0 | 50.2 | 54.6 | 57.7 | 59.5 | 59.9 | 58.9 | 58.5 | 57.3 | 56.5 | 56.0 | 56.8 | 62.1 | 64.1 | 63.1 | 61.8 | 60.2 | 57.8 | 54.5 |



Preliminary Real-Time Prices with Forecasted and Actual System Load

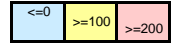
| | HE1 | HE2 | HE3 | HE4 | HE5 | HE6 | HE7 | HE8 | HE9 | HE10 | HE11 | HE12 | HE13 | HE14 | HE15 | HE16 | HE17 | HE18 | HE19 | HE20 | HE21 | HE22 | HE23 | HE24 |
|------------------|-------|-------|-------|-------|-------|-------|-------|-------|-------|-------|-------|-------|-------|-------|-------|-------|-------|-------|-------|-------|-------|-------|-------|-------|
| CINERGY.HUB | 18.99 | 19.37 | 18.25 | 18.02 | 18.22 | 18.90 | 19.36 | 24.76 | 24.96 | 33.07 | 32.84 | 27.34 | 30.31 | 22.32 | 21.16 | 20.50 | 25.28 | 57.06 | 59.68 | 50.83 | 22.37 | 23.13 | 25.99 | 21.43 |
| FE.HUB | 19.43 | 19.83 | 18.67 | 18.41 | 18.63 | 19.36 | 19.86 | 25.36 | 25.63 | 34.09 | 33.88 | 28.23 | 31.24 | 23.03 | 21.83 | 21.19 | 26.19 | 60.85 | 61.55 | 52.37 | 23.04 | 23.77 | 26.68 | 21.96 |
| ILLINOIS.HUB | 18.53 | 18.78 | 17.64 | 17.39 | 17.56 | 18.22 | 18.68 | 23.89 | 24.01 | 31.81 | 31.68 | 26.43 | 29.33 | 21.51 | 20.31 | 19.65 | 21.97 | 53.88 | 57.87 | 49.41 | 21.79 | 22.47 | 25.20 | 20.73 |
| MICHIGAN.HUB | 19.39 | 19.77 | 18.60 | 18.36 | 18.58 | 19.28 | 19.75 | 25.13 | 25.46 | 33.95 | 33.75 | 28.11 | 31.16 | 22.90 | 21.64 | 20.93 | 31.99 | 61.88 | 61.19 | 52.14 | 22.95 | 23.61 | 26.54 | 21.85 |
| MINN.HUB | 18.77 | 18.65 | 17.17 | 16.92 | 17.05 | 17.70 | 18.21 | 23.64 | 24.39 | 33.24 | 33.13 | 28.15 | 31.32 | 22.64 | 21.06 | 20.12 | 24.66 | 54.22 | 59.84 | 51.42 | 22.59 | 23.51 | 26.15 | 20.85 |
| Forecasted(GW) | 55.5 | 53.0 | 51.5 | 51.0 | 50.9 | 51.4 | 53.1 | 55.7 | 58.1 | 60.3 | 61.5 | 61.9 | 61.4 | 60.6 | 59.7 | 59.1 | 59.6 | 62.6 | 65.5 | 65.7 | 64.7 | 63.3 | 60.9 | 57.9 |
| (RT) - (DA Load) | 3.10 | 2.33 | 2.68 | 2.64 | 2.32 | 2.37 | 1.99 | 0.21 | -0.20 | 0.33 | 1.73 | 3.35 | 3.34 | 3.77 | 3.33 | 2.81 | 2.24 | -0.82 | 1.04 | 2.26 | 2.30 | 2.80 | 2.83 | 3.23 |



MISO Hub Report

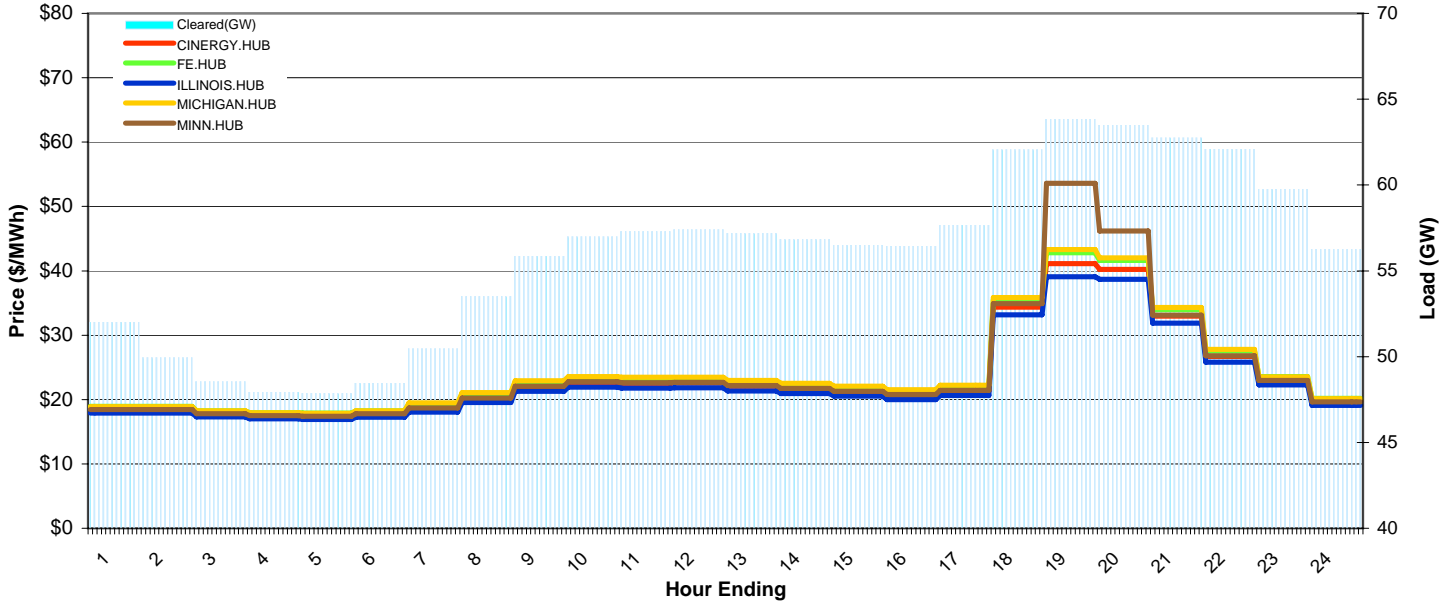
Delivery Day: Sunday, January 7, 2007

Price Color Codes:



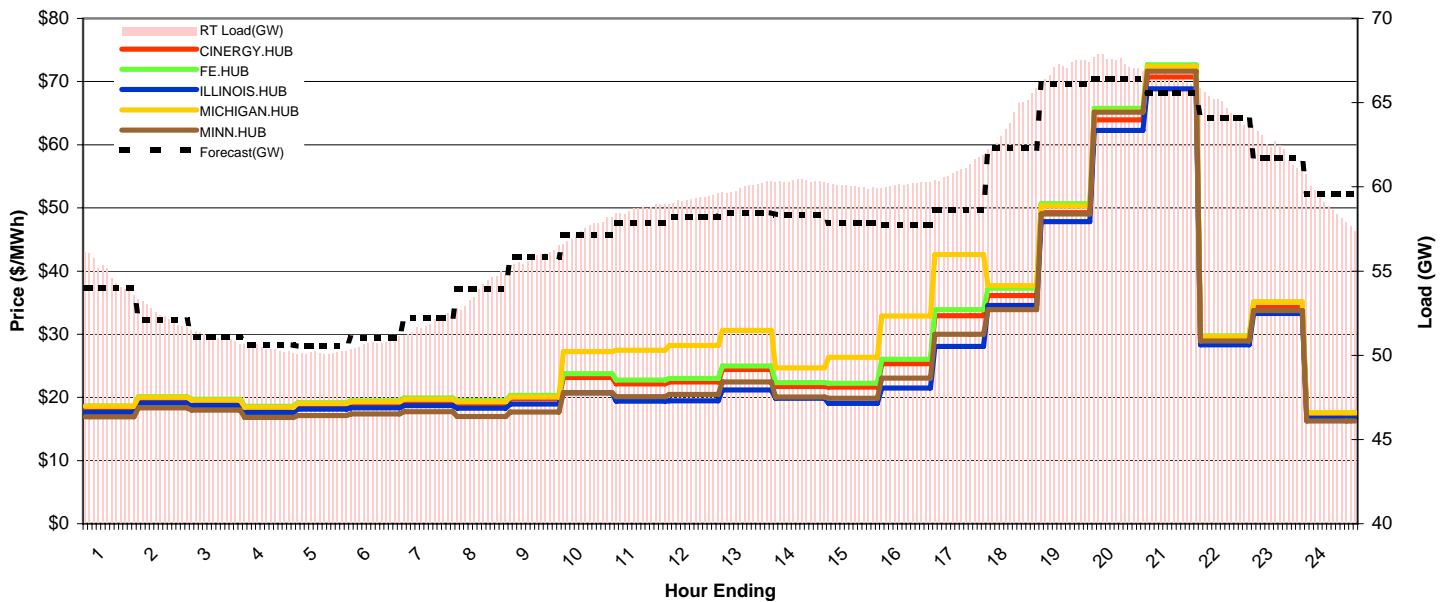
Day-Ahead Prices and Cleared Load

| | HE1 | HE2 | HE3 | HE4 | HE5 | HE6 | HE7 | HE8 | HE9 | HE10 | HE11 | HE12 | HE13 | HE14 | HE15 | HE16 | HE17 | HE18 | HE19 | HE20 | HE21 | HE22 | HE23 | HE24 |
|--------------|-------|-------|-------|-------|-------|-------|-------|-------|-------|-------|-------|-------|-------|-------|-------|-------|-------|-------|-------|-------|-------|-------|-------|-------|
| CINERGY.HUB | 18.61 | 18.61 | 17.96 | 17.65 | 17.55 | 17.94 | 18.70 | 20.24 | 22.01 | 22.65 | 22.54 | 22.57 | 22.06 | 21.64 | 21.21 | 20.68 | 21.35 | 34.38 | 41.13 | 40.20 | 32.95 | 26.70 | 23.13 | 19.81 |
| FE.HUB | 18.95 | 18.94 | 18.27 | 17.96 | 17.88 | 18.27 | 19.33 | 20.92 | 22.71 | 23.37 | 23.25 | 23.28 | 22.76 | 22.31 | 21.87 | 21.33 | 22.02 | 35.49 | 42.82 | 41.60 | 33.98 | 27.53 | 23.57 | 20.18 |
| ILLINOIS.HUB | 17.92 | 17.92 | 17.29 | 17.00 | 16.89 | 17.27 | 18.03 | 19.53 | 21.27 | 21.91 | 21.80 | 21.83 | 21.91 | 21.80 | 20.51 | 20.00 | 20.64 | 33.18 | 39.10 | 38.66 | 31.87 | 25.82 | 22.27 | 19.07 |
| MICHIGAN.HUB | 18.91 | 18.91 | 18.25 | 17.94 | 17.83 | 18.23 | 19.47 | 21.07 | 22.91 | 23.58 | 23.46 | 23.49 | 22.97 | 22.52 | 22.08 | 21.53 | 22.22 | 35.85 | 43.31 | 42.01 | 34.30 | 27.80 | 23.51 | 20.13 |
| MINN.HUB | 18.47 | 18.47 | 17.82 | 17.52 | 17.42 | 17.80 | 18.70 | 20.25 | 22.07 | 22.75 | 22.64 | 22.67 | 22.16 | 21.73 | 21.30 | 20.77 | 21.44 | 34.92 | 53.59 | 46.18 | 33.10 | 26.82 | 22.96 | 19.66 |
| Cleared(GW) | 52.0 | 49.9 | 48.5 | 47.9 | 47.9 | 48.5 | 50.5 | 53.5 | 55.9 | 57.0 | 57.3 | 57.4 | 57.2 | 56.8 | 56.5 | 56.4 | 57.7 | 62.1 | 63.8 | 63.5 | 62.7 | 62.1 | 59.7 | 56.2 |



Preliminary Real-Time Prices with Forecasted and Actual System Load

| | HE1 | HE2 | HE3 | HE4 | HE5 | HE6 | HE7 | HE8 | HE9 | HE10 | HE11 | HE12 | HE13 | HE14 | HE15 | HE16 | HE17 | HE18 | HE19 | HE20 | HE21 | HE22 | HE23 | HE24 |
|------------------|-------|-------|-------|-------|-------|-------|-------|-------|-------|-------|-------|-------|-------|-------|-------|-------|-------|-------|-------|-------|-------|-------|-------|-------|
| CINERGY.HUB | 18.29 | 19.75 | 19.40 | 18.29 | 18.82 | 19.06 | 19.43 | 19.03 | 19.81 | 23.14 | 22.15 | 22.43 | 24.40 | 21.76 | 21.84 | 25.32 | 32.91 | 36.14 | 49.25 | 63.92 | 70.74 | 28.97 | 34.26 | 17.13 |
| FE.HUB | 18.67 | 20.12 | 19.73 | 18.60 | 19.17 | 19.48 | 19.91 | 19.52 | 20.34 | 23.74 | 22.75 | 23.00 | 25.00 | 22.33 | 22.22 | 26.03 | 33.88 | 37.30 | 50.69 | 65.76 | 72.67 | 29.72 | 35.11 | 17.59 |
| ILLINOIS.HUB | 17.65 | 19.09 | 18.74 | 17.64 | 18.14 | 18.36 | 18.69 | 18.27 | 18.96 | 20.73 | 19.40 | 19.44 | 21.16 | 19.86 | 19.03 | 21.49 | 28.05 | 34.56 | 47.84 | 62.25 | 68.86 | 28.32 | 33.31 | 16.65 |
| MICHIGAN.HUB | 18.60 | 19.99 | 19.54 | 18.46 | 19.06 | 19.30 | 19.71 | 19.29 | 20.07 | 27.26 | 27.44 | 28.21 | 30.61 | 24.66 | 26.33 | 32.89 | 42.62 | 37.68 | 50.32 | 65.26 | 72.36 | 29.62 | 35.12 | 17.59 |
| MINN.HUB | 16.91 | 18.34 | 17.98 | 16.84 | 17.13 | 17.39 | 17.74 | 16.99 | 17.69 | 20.72 | 20.13 | 20.45 | 22.43 | 20.08 | 19.87 | 23.06 | 29.97 | 33.91 | 49.06 | 65.18 | 71.65 | 28.95 | 33.74 | 16.25 |
| Forecasted(GW) | 54.0 | 52.1 | 51.1 | 50.6 | 50.5 | 51.0 | 52.2 | 53.9 | 55.8 | 57.2 | 57.8 | 58.2 | 58.5 | 58.3 | 57.8 | 57.7 | 58.6 | 62.3 | 66.1 | 66.4 | 65.6 | 64.1 | 61.7 | 59.6 |
| (RT) - (DA Load) | 2.81 | 2.47 | 2.58 | 2.49 | 2.29 | 2.27 | 1.41 | 0.39 | -0.03 | 0.52 | 1.42 | 1.91 | 2.82 | 3.52 | 3.57 | 3.72 | 3.38 | 1.97 | 3.25 | 3.95 | 3.78 | 2.67 | 2.53 | 2.58 |



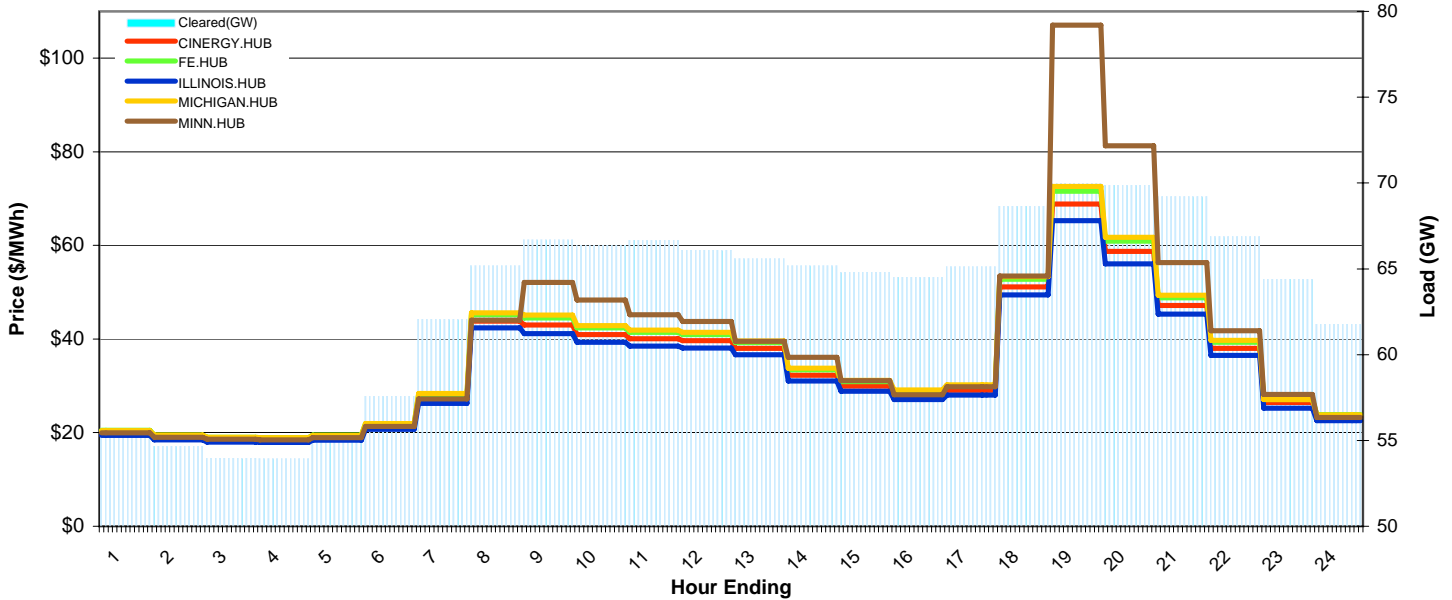
MISO Hub Report

Delivery Day: Monday, January 8, 2007

Price Color Codes: ≤0 ≥100 ≥200

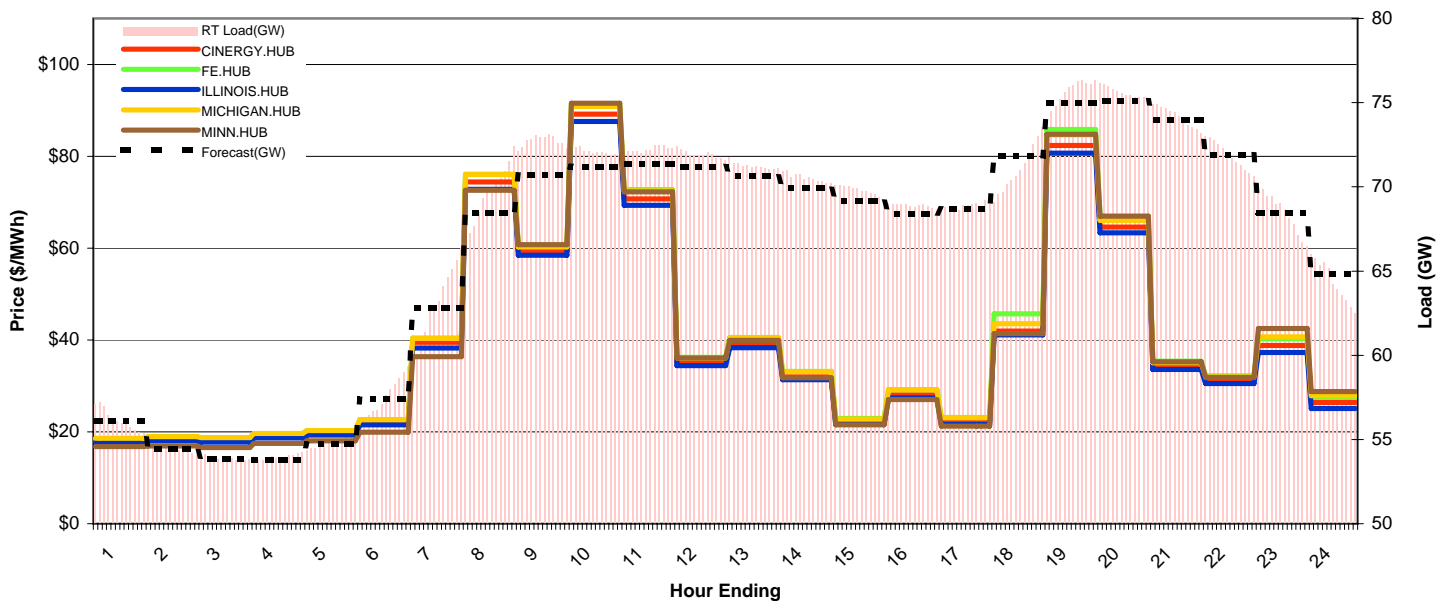
Day-Ahead Prices and Cleared Load

| | HE1 | HE2 | HE3 | HE4 | HE5 | HE6 | HE7 | HE8 | HE9 | HE10 | HE11 | HE12 | HE13 | HE14 | HE15 | HE16 | HE17 | HE18 | HE19 | HE20 | HE21 | HE22 | HE23 | HE24 |
|--------------|-------|-------|-------|-------|-------|-------|-------|-------|-------|-------|-------|-------|-------|-------|-------|-------|-------|-------|--------|-------|-------|-------|-------|-------|
| CINERGY.HUB | 20.14 | 19.16 | 18.71 | 18.61 | 19.11 | 21.58 | 27.26 | 43.82 | 43.00 | 40.98 | 40.07 | 39.65 | 38.00 | 32.30 | 29.91 | 28.00 | 29.04 | 51.17 | 68.87 | 58.75 | 47.19 | 38.00 | 26.49 | 23.40 |
| FE.HUB | 20.51 | 19.50 | 19.03 | 18.93 | 19.47 | 21.95 | 28.11 | 45.19 | 44.52 | 42.39 | 41.41 | 40.98 | 39.21 | 33.40 | 30.87 | 28.87 | 29.98 | 52.79 | 71.58 | 60.91 | 48.81 | 39.28 | 27.04 | 23.84 |
| ILLINOIS.HUB | 19.39 | 18.45 | 18.01 | 17.92 | 18.40 | 20.73 | 26.26 | 42.39 | 41.17 | 39.32 | 38.51 | 38.10 | 36.67 | 31.07 | 28.87 | 27.07 | 28.06 | 49.40 | 65.31 | 56.05 | 45.34 | 36.49 | 25.21 | 22.53 |
| MICHIGAN.HUB | 20.47 | 19.47 | 19.01 | 18.91 | 19.42 | 21.92 | 28.37 | 45.62 | 45.09 | 42.89 | 41.89 | 41.46 | 39.61 | 33.74 | 31.17 | 29.14 | 30.25 | 53.31 | 72.62 | 61.70 | 49.35 | 39.75 | 27.10 | 23.78 |
| MINN.HUB | 19.99 | 19.02 | 18.57 | 18.47 | 18.97 | 21.36 | 27.24 | 44.02 | 52.08 | 48.35 | 45.22 | 43.73 | 39.51 | 36.09 | 31.10 | 28.12 | 29.83 | 53.48 | 107.06 | 81.32 | 56.35 | 41.80 | 28.15 | 23.23 |
| Cleared(GW) | 55.7 | 54.7 | 54.0 | 53.9 | 54.9 | 57.6 | 62.0 | 65.2 | 66.7 | 66.4 | 66.7 | 66.1 | 65.6 | 65.2 | 64.8 | 64.5 | 65.1 | 68.6 | 70.0 | 69.9 | 69.2 | 66.9 | 64.4 | 61.8 |



Preliminary Real-Time Prices with Forecasted and Actual System Load

| | HE1 | HE2 | HE3 | HE4 | HE5 | HE6 | HE7 | HE8 | HE9 | HE10 | HE11 | HE12 | HE13 | HE14 | HE15 | HE16 | HE17 | HE18 | HE19 | HE20 | HE21 | HE22 | HE23 | HE24 |
|------------------|-------|-------|-------|-------|-------|-------|-------|-------|-------|-------|-------|-------|-------|-------|-------|-------|-------|-------|-------|-------|-------|-------|-------|-------|
| CINERGY.HUB | 18.20 | 18.61 | 18.38 | 19.28 | 19.92 | 22.19 | 39.48 | 74.37 | 59.25 | 89.19 | 70.68 | 35.05 | 39.11 | 31.97 | 22.06 | 28.09 | 22.18 | 41.92 | 82.32 | 64.57 | 34.21 | 31.12 | 38.77 | 26.43 |
| FE.HUB | 18.56 | 18.92 | 18.68 | 19.61 | 20.30 | 22.66 | 40.44 | 76.06 | 60.71 | 91.39 | 72.75 | 36.22 | 40.51 | 33.18 | 22.90 | 29.22 | 23.15 | 45.73 | 85.84 | 66.96 | 35.38 | 32.17 | 40.30 | 27.52 |
| ILLINOIS.HUB | 17.68 | 18.05 | 17.78 | 18.65 | 19.30 | 21.53 | 38.24 | 72.80 | 58.43 | 87.58 | 69.33 | 34.42 | 38.33 | 31.33 | 21.65 | 27.40 | 21.60 | 41.09 | 80.64 | 63.34 | 33.55 | 30.50 | 37.26 | 25.09 |
| MICHIGAN.HUB | 18.60 | 18.96 | 18.73 | 19.65 | 20.30 | 22.64 | 40.32 | 75.97 | 60.26 | 90.81 | 72.48 | 36.11 | 40.46 | 33.11 | 22.75 | 29.09 | 23.05 | 43.56 | 84.62 | 66.03 | 35.04 | 31.95 | 40.69 | 27.86 |
| MINN.HUB | 16.82 | 16.95 | 16.60 | 17.51 | 18.05 | 19.93 | 36.34 | 72.62 | 60.72 | 91.52 | 72.22 | 36.08 | 39.95 | 31.79 | 21.56 | 27.04 | 21.28 | 41.37 | 84.77 | 66.97 | 35.28 | 31.86 | 42.49 | 28.80 |
| Forecasted(GW) | 56.1 | 54.5 | 53.9 | 53.8 | 54.7 | 57.4 | 62.8 | 68.5 | 70.7 | 71.2 | 71.4 | 71.2 | 70.6 | 69.9 | 69.2 | 68.4 | 68.7 | 71.8 | 75.0 | 75.1 | 74.0 | 71.9 | 68.5 | 64.8 |
| (RT) - (DA Load) | 0.44 | -0.12 | -0.05 | 0.02 | 0.04 | -0.10 | 1.00 | 4.36 | 6.02 | 5.70 | 5.56 | 5.87 | 5.67 | 5.37 | 5.00 | 4.38 | 3.75 | 2.45 | 5.62 | 5.73 | 4.97 | 4.99 | 4.10 | 2.59 |



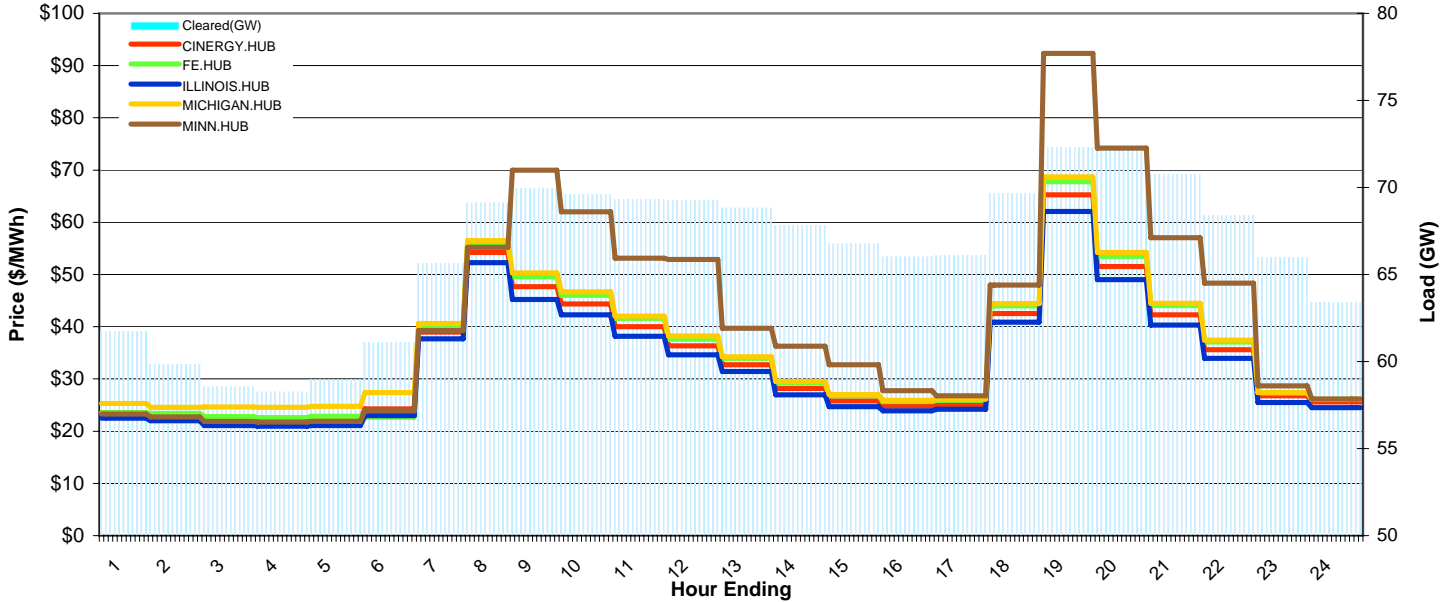
MISO Hub Report

Delivery Day: Wednesday, January 10, 2007

Price Color Codes: ≤0 ≥100 ≥200

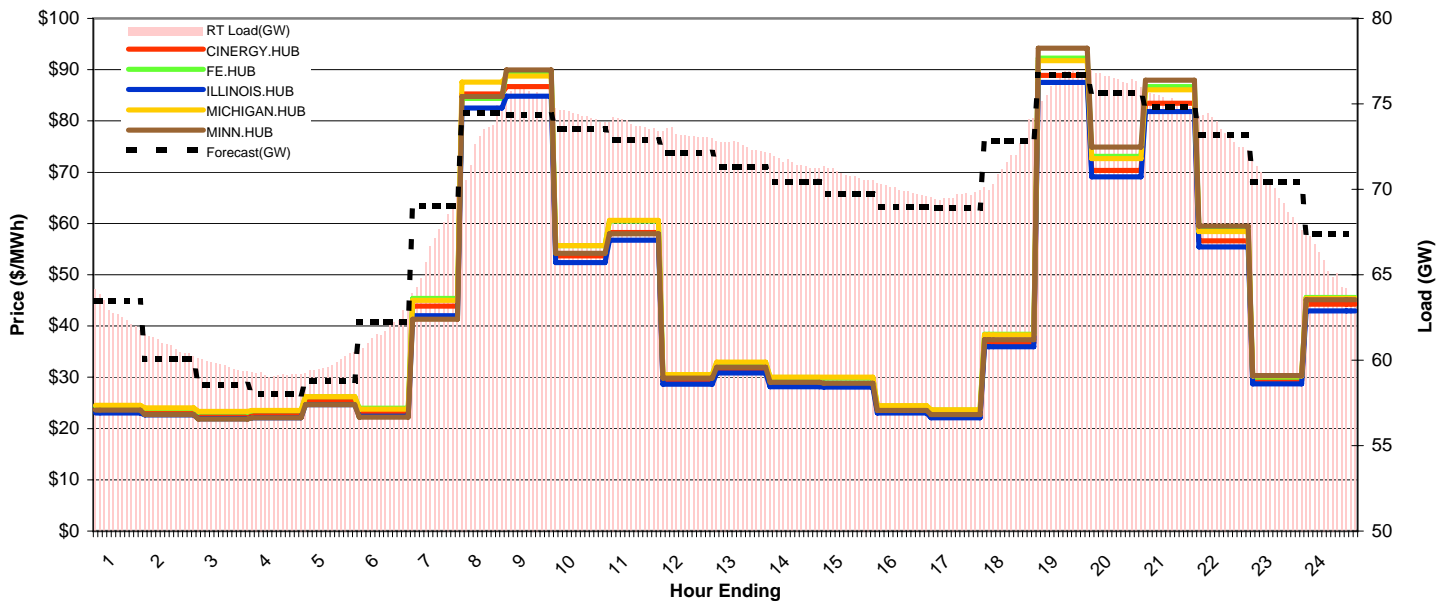
Day-Ahead Prices and Cleared Load

| | HE1 | HE2 | HE3 | HE4 | HE5 | HE6 | HE7 | HE8 | HE9 | HE10 | HE11 | HE12 | HE13 | HE14 | HE15 | HE16 | HE17 | HE18 | HE19 | HE20 | HE21 | HE22 | HE23 | HE24 |
|--------------|-------|-------|-------|-------|-------|-------|-------|-------|-------|-------|-------|-------|-------|-------|-------|-------|-------|-------|-------|-------|-------|-------|-------|-------|
| CINERGY.HUB | 23.56 | 23.00 | 22.15 | 22.04 | 22.16 | 24.24 | 39.00 | 54.20 | 47.70 | 44.38 | 40.00 | 36.36 | 32.74 | 28.17 | 25.80 | 24.82 | 25.11 | 42.52 | 65.28 | 51.53 | 42.31 | 35.60 | 26.80 | 25.62 |
| FE.HUB | 23.51 | 23.38 | 22.80 | 22.58 | 22.85 | 22.66 | 40.21 | 55.92 | 49.55 | 46.04 | 41.58 | 37.62 | 33.93 | 29.24 | 26.78 | 25.66 | 25.93 | 44.00 | 67.74 | 53.49 | 44.03 | 37.05 | 27.35 | 26.13 |
| ILLINOIS.HUB | 22.50 | 21.99 | 21.05 | 20.93 | 21.05 | 22.98 | 37.69 | 52.29 | 45.24 | 42.27 | 38.18 | 34.61 | 31.43 | 26.97 | 24.72 | 23.90 | 24.22 | 40.85 | 62.09 | 49.01 | 40.30 | 33.94 | 25.51 | 24.54 |
| MICHIGAN.HUB | 25.32 | 24.56 | 24.63 | 24.57 | 24.75 | 27.42 | 40.60 | 56.50 | 50.29 | 46.67 | 42.01 | 38.25 | 34.25 | 29.52 | 27.03 | 25.91 | 26.18 | 44.44 | 68.70 | 54.24 | 44.50 | 37.43 | 27.41 | 26.13 |
| MINN.HUB | 23.31 | 22.75 | 21.85 | 21.74 | 21.86 | 23.89 | 39.29 | 55.18 | 69.95 | 62.00 | 53.11 | 52.87 | 39.73 | 36.26 | 32.70 | 27.74 | 26.79 | 48.00 | 92.36 | 74.20 | 57.05 | 48.32 | 28.67 | 26.14 |
| Cleared(GW) | 61.7 | 59.9 | 58.5 | 58.3 | 59.0 | 61.1 | 65.7 | 69.1 | 69.9 | 69.6 | 69.3 | 69.2 | 68.8 | 67.8 | 66.8 | 66.0 | 66.1 | 69.7 | 72.3 | 72.4 | 70.7 | 68.4 | 66.0 | 63.4 |



Preliminary Real-Time Prices with Forecasted and Actual System Load

| | HE1 | HE2 | HE3 | HE4 | HE5 | HE6 | HE7 | HE8 | HE9 | HE10 | HE11 | HE12 | HE13 | HE14 | HE15 | HE16 | HE17 | HE18 | HE19 | HE20 | HE21 | HE22 | HE23 | HE24 |
|------------------|-------|-------|-------|-------|-------|-------|-------|-------|-------|-------|-------|-------|-------|-------|-------|-------|-------|-------|-------|-------|-------|-------|-------|-------|
| CINERGY.HUB | 23.71 | 23.31 | 22.64 | 22.90 | 25.56 | 23.25 | 43.86 | 85.27 | 86.69 | 53.70 | 58.26 | 29.30 | 31.54 | 28.78 | 28.68 | 23.48 | 22.66 | 36.73 | 88.88 | 70.32 | 83.47 | 56.60 | 29.39 | 44.23 |
| FE.HUB | 24.34 | 23.91 | 23.20 | 23.47 | 26.22 | 23.97 | 45.39 | 84.42 | 89.52 | 55.70 | 60.46 | 30.45 | 32.83 | 29.97 | 29.85 | 24.37 | 23.61 | 38.37 | 92.28 | 73.10 | 86.70 | 58.65 | 30.04 | 45.56 |
| ILLINOIS.HUB | 23.03 | 22.63 | 21.93 | 22.12 | 24.68 | 22.43 | 42.03 | 82.53 | 84.85 | 52.36 | 56.72 | 28.65 | 30.84 | 28.13 | 28.10 | 23.04 | 22.11 | 35.95 | 87.52 | 69.12 | 81.85 | 55.46 | 28.72 | 42.97 |
| MICHIGAN.HUB | 24.53 | 24.06 | 23.33 | 23.55 | 26.21 | 23.81 | 45.01 | 87.60 | 88.74 | 55.71 | 60.62 | 30.54 | 32.95 | 30.00 | 30.00 | 24.49 | 23.66 | 38.29 | 91.79 | 72.63 | 86.06 | 58.45 | 30.27 | 45.41 |
| MINN.HUB | 23.61 | 22.75 | 21.85 | 22.09 | 24.67 | 22.21 | 41.32 | 84.79 | 89.95 | 54.21 | 57.98 | 29.86 | 31.99 | 29.00 | 28.82 | 23.54 | 22.73 | 37.35 | 94.21 | 74.92 | 87.98 | 59.48 | 30.34 | 45.12 |
| Forecasted(GW) | 63.5 | 60.1 | 58.6 | 58.0 | 58.8 | 62.2 | 69.0 | 74.5 | 74.3 | 73.5 | 72.9 | 72.1 | 71.3 | 70.5 | 69.7 | 68.9 | 68.9 | 72.8 | 76.7 | 75.6 | 74.8 | 73.2 | 70.4 | 67.4 |
| (RT) - (DA Load) | 1.05 | 1.00 | 1.16 | 0.90 | 0.79 | 0.66 | 1.20 | 3.76 | 5.69 | 4.71 | 4.45 | 3.96 | 3.72 | 3.71 | 4.10 | 3.94 | 3.50 | 2.16 | 3.98 | 4.09 | 4.47 | 5.02 | 3.72 | 1.99 |



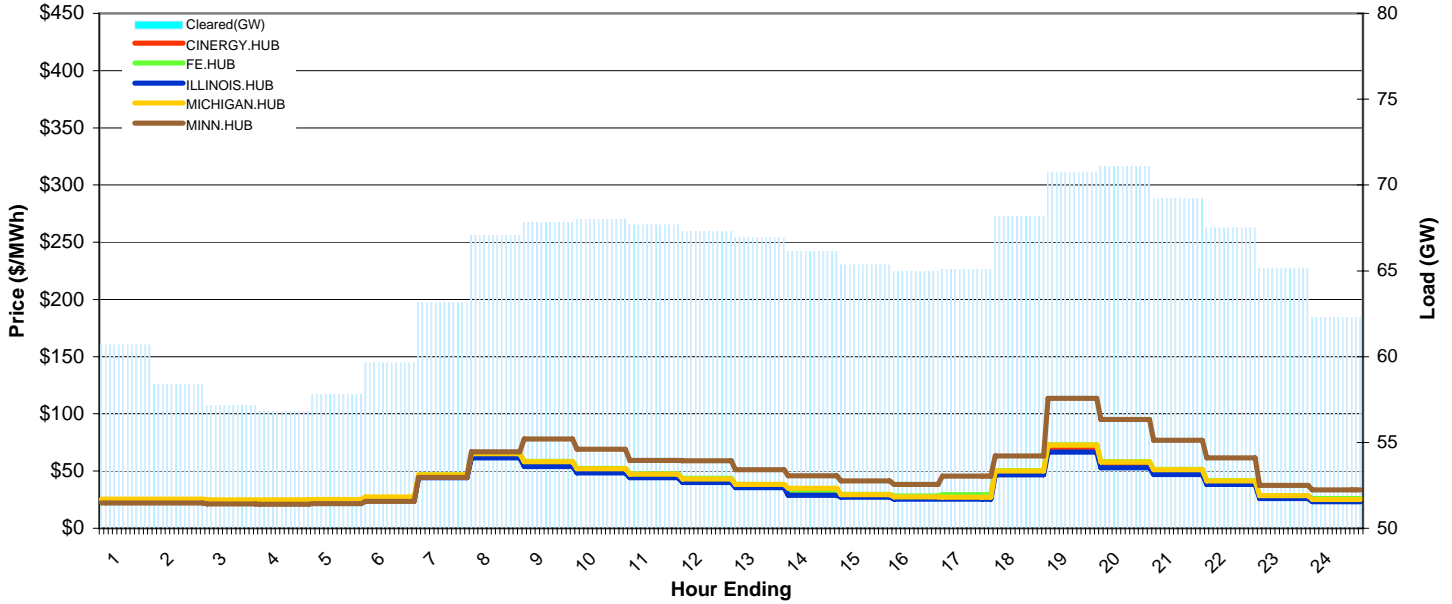
MISO Hub Report

Delivery Day: Thursday, January 11, 2007

Price Color Codes: ≤0 ≥100 ≥200

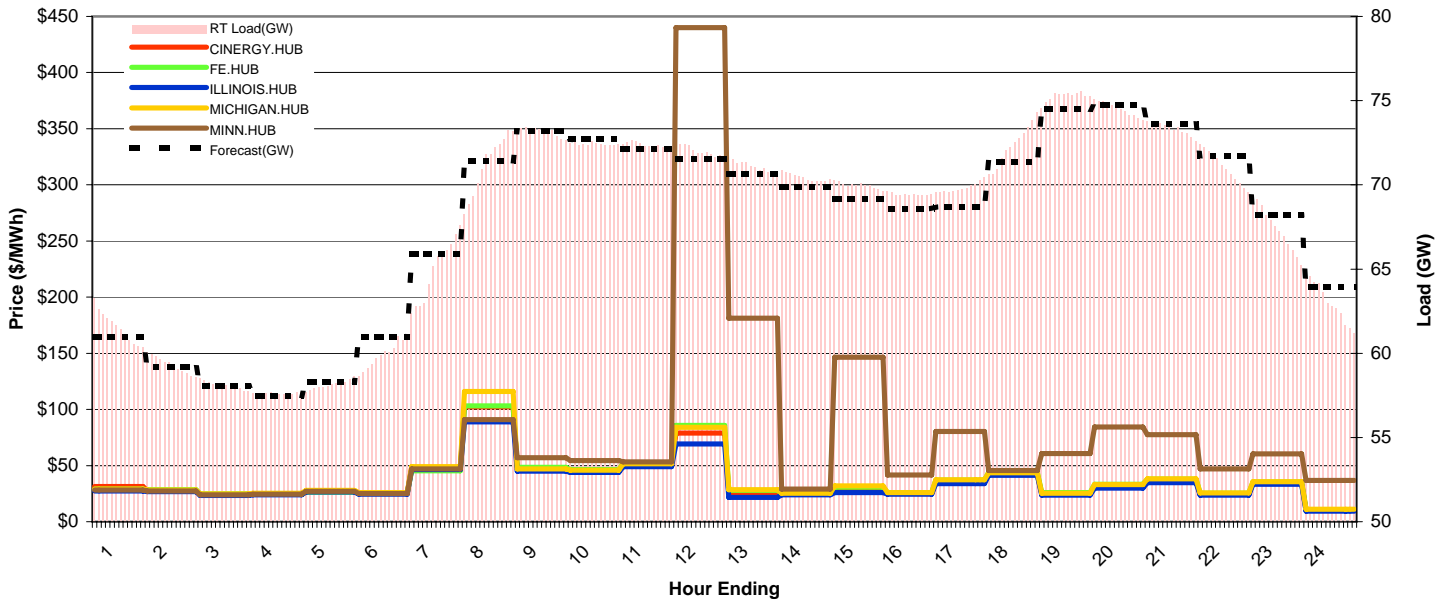
Day-Ahead Prices and Cleared Load

| | HE1 | HE2 | HE3 | HE4 | HE5 | HE6 | HE7 | HE8 | HE9 | HE10 | HE11 | HE12 | HE13 | HE14 | HE15 | HE16 | HE17 | HE18 | HE19 | HE20 | HE21 | HE22 | HE23 | HE24 |
|--------------|-------|-------|-------|-------|-------|-------|-------|-------|-------|-------|-------|-------|-------|-------|-------|-------|-------|-------|--------|-------|-------|-------|-------|-------|
| CINERGY.HUB | 23.87 | 23.90 | 22.88 | 22.68 | 23.18 | 25.41 | 45.15 | 63.01 | 55.86 | 49.95 | 45.46 | 41.36 | 36.65 | 30.27 | 28.00 | 26.37 | 26.33 | 48.00 | 69.18 | 54.97 | 48.81 | 39.59 | 27.36 | 24.43 |
| FE.HUB | 23.93 | 24.11 | 23.35 | 23.03 | 24.18 | 25.06 | 46.82 | 65.43 | 58.55 | 52.32 | 47.53 | 43.72 | 38.41 | 33.27 | 29.77 | 28.33 | 29.23 | 50.21 | 73.02 | 58.16 | 51.43 | 41.67 | 28.36 | 26.11 |
| ILLINOIS.HUB | 23.09 | 23.11 | 22.05 | 21.83 | 22.36 | 24.43 | 44.31 | 61.65 | 54.04 | 48.50 | 44.20 | 40.13 | 35.57 | 28.89 | 27.09 | 25.58 | 25.36 | 46.65 | 66.59 | 52.78 | 47.06 | 38.23 | 26.06 | 23.35 |
| MICHIGAN.HUB | 25.41 | 25.42 | 25.03 | 24.95 | 25.16 | 27.30 | 46.60 | 65.24 | 58.30 | 52.09 | 47.33 | 43.10 | 38.23 | 34.97 | 29.50 | 27.36 | 27.08 | 50.00 | 72.65 | 57.86 | 51.18 | 41.46 | 28.52 | 25.05 |
| MINN.HUB | 22.11 | 22.13 | 21.15 | 20.94 | 21.44 | 23.55 | 44.51 | 66.73 | 78.00 | 69.07 | 59.43 | 58.93 | 51.30 | 45.93 | 41.42 | 38.40 | 45.71 | 63.22 | 113.59 | 95.01 | 76.93 | 61.39 | 37.41 | 33.66 |
| Cleared(GW) | 60.7 | 58.4 | 57.2 | 56.8 | 57.8 | 59.6 | 63.1 | 67.1 | 67.8 | 68.0 | 67.7 | 67.3 | 66.9 | 66.2 | 65.3 | 65.0 | 65.1 | 68.2 | 70.7 | 71.1 | 69.2 | 67.5 | 65.1 | 62.3 |



Preliminary Real-Time Prices with Forecasted and Actual System Load

| | HE1 | HE2 | HE3 | HE4 | HE5 | HE6 | HE7 | HE8 | HE9 | HE10 | HE11 | HE12 | HE13 | HE14 | HE15 | HE16 | HE17 | HE18 | HE19 | HE20 | HE21 | HE22 | HE23 | HE24 |
|------------------|-------|-------|-------|-------|-------|-------|-------|--------|-------|-------|-------|--------|--------|-------|--------|-------|-------|-------|-------|-------|-------|-------|-------|-------|
| CINERGY.HUB | 31.42 | 27.68 | 24.20 | 24.86 | 27.44 | 25.44 | 48.48 | 102.18 | 46.75 | 45.34 | 50.45 | 79.07 | 25.24 | 24.50 | 28.66 | 25.00 | 35.32 | 42.20 | 24.65 | 31.64 | 36.31 | 24.48 | 34.18 | 10.17 |
| FE.HUB | 29.03 | 28.42 | 24.83 | 24.52 | 26.29 | 25.43 | 45.22 | 103.04 | 48.40 | 46.46 | 52.21 | 85.82 | 27.81 | 25.34 | 30.92 | 25.81 | 36.97 | 43.77 | 25.86 | 33.28 | 37.98 | 25.48 | 35.31 | 10.80 |
| ILLINOIS.HUB | 27.49 | 26.83 | 23.43 | 24.01 | 26.41 | 24.49 | 46.58 | 89.05 | 45.09 | 43.78 | 48.95 | 69.16 | 21.58 | 23.93 | 25.85 | 24.50 | 33.81 | 41.35 | 23.71 | 30.05 | 34.64 | 23.60 | 33.48 | 9.29 |
| MICHIGAN.HUB | 29.04 | 28.26 | 24.71 | 25.29 | 28.01 | 25.97 | 49.05 | 116.09 | 47.13 | 45.86 | 51.45 | 84.04 | 28.36 | 25.50 | 31.79 | 25.91 | 37.37 | 43.64 | 25.33 | 33.16 | 38.22 | 25.70 | 35.57 | 11.10 |
| MINN.HUB | 28.28 | 27.26 | 23.80 | 24.40 | 27.03 | 24.97 | 47.10 | 90.84 | 57.12 | 54.31 | 53.34 | 440.06 | 181.15 | 29.02 | 146.42 | 41.59 | 80.31 | 45.66 | 60.57 | 84.33 | 77.48 | 46.91 | 60.47 | 36.89 |
| Forecasted(GW) | 61.0 | 59.2 | 58.1 | 57.5 | 58.3 | 61.0 | 65.9 | 71.4 | 73.2 | 72.7 | 72.1 | 71.5 | 70.6 | 69.9 | 69.2 | 68.6 | 68.7 | 71.3 | 74.5 | 74.8 | 73.6 | 71.7 | 68.2 | 63.9 |
| (RT) - (DA Load) | 0.85 | 0.89 | 0.95 | 0.83 | 0.30 | 0.26 | 1.78 | 4.16 | 5.36 | 4.43 | 4.72 | 4.72 | 4.19 | 4.30 | 4.64 | 4.44 | 4.74 | 4.15 | 4.51 | 3.40 | 4.13 | 3.54 | 2.25 | 0.78 |



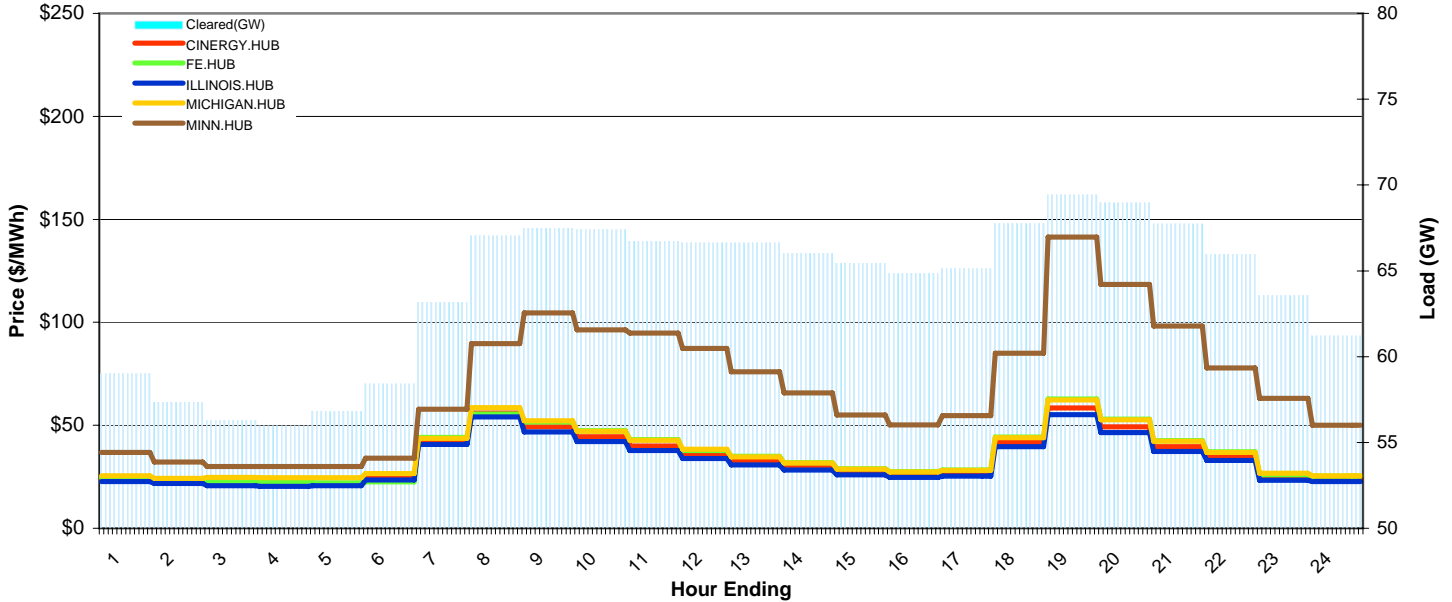
MISO Hub Report

Delivery Day: Friday, January 12, 2007

Price Color Codes: ≤0 ≥100 ≥200

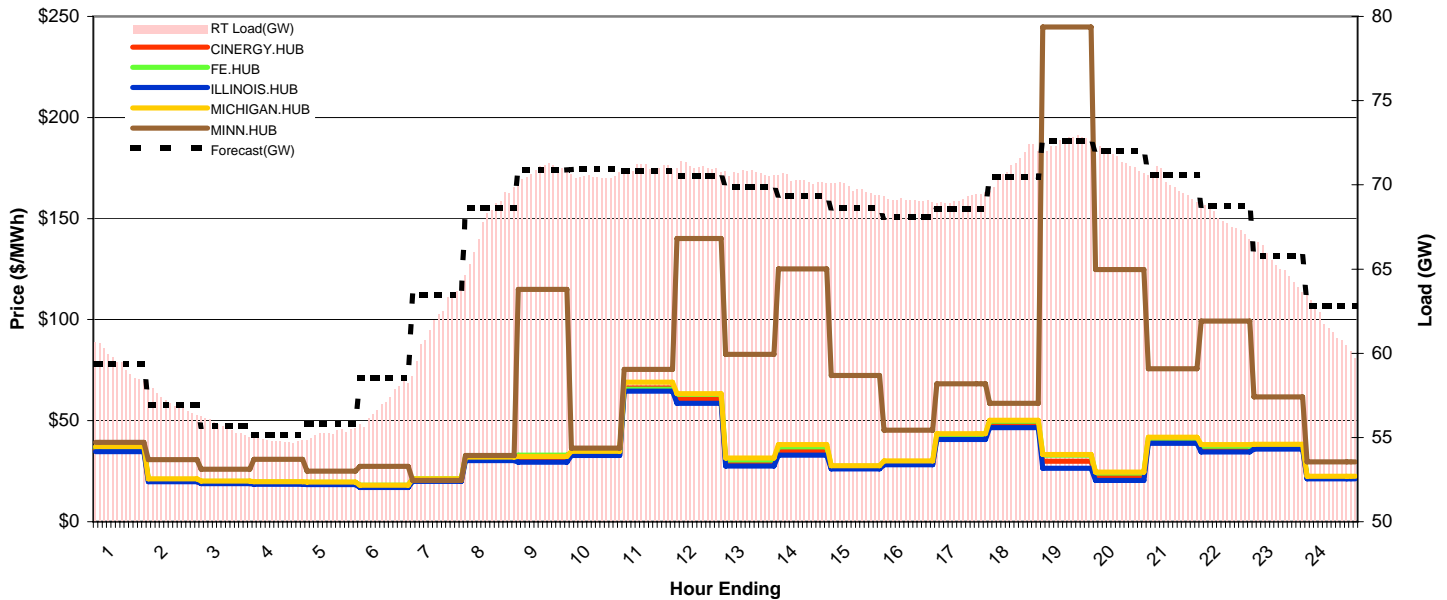
Day-Ahead Prices and Cleared Load

| | HE1 | HE2 | HE3 | HE4 | HE5 | HE6 | HE7 | HE8 | HE9 | HE10 | HE11 | HE12 | HE13 | HE14 | HE15 | HE16 | HE17 | HE18 | HE19 | HE20 | HE21 | HE22 | HE23 | HE24 |
|--------------|-------|-------|-------|-------|-------|-------|-------|-------|--------|-------|-------|-------|-------|-------|-------|-------|-------|-------|--------|--------|-------|-------|-------|-------|
| CINERGY.HUB | 23.86 | 22.75 | 21.78 | 21.47 | 21.80 | 24.76 | 42.00 | 56.00 | 49.25 | 44.38 | 40.00 | 36.00 | 32.53 | 29.78 | 27.14 | 25.83 | 26.53 | 41.59 | 58.38 | 49.26 | 39.55 | 34.65 | 25.16 | 24.10 |
| FE.HUB | 24.57 | 23.38 | 22.54 | 22.22 | 22.14 | 22.57 | 44.07 | 55.46 | 51.52 | 47.46 | 42.99 | 37.74 | 34.94 | 31.87 | 28.92 | 27.46 | 28.29 | 44.33 | 62.83 | 52.95 | 42.60 | 37.10 | 25.98 | 25.35 |
| ILLINOIS.HUB | 22.70 | 21.71 | 20.65 | 20.31 | 20.66 | 23.44 | 40.77 | 54.14 | 46.76 | 42.16 | 37.78 | 33.93 | 30.77 | 28.27 | 25.90 | 24.70 | 25.29 | 39.65 | 55.09 | 46.52 | 37.27 | 32.87 | 23.32 | 22.64 |
| MICHIGAN.HUB | 25.50 | 24.31 | 24.68 | 24.56 | 24.57 | 26.55 | 43.72 | 58.59 | 52.26 | 47.12 | 42.66 | 38.42 | 34.67 | 31.64 | 28.72 | 27.28 | 28.09 | 44.04 | 62.33 | 52.63 | 42.33 | 36.89 | 26.76 | 25.43 |
| MINN.HUB | 36.79 | 32.19 | 30.00 | 30.00 | 30.00 | 34.08 | 57.80 | 89.59 | 104.64 | 96.38 | 94.74 | 87.27 | 76.00 | 65.77 | 55.03 | 50.13 | 54.72 | 85.04 | 141.43 | 118.43 | 98.24 | 77.80 | 63.08 | 50.00 |
| Cleared(GW) | 59.0 | 57.3 | 56.3 | 56.0 | 56.8 | 58.4 | 63.2 | 67.0 | 67.5 | 67.4 | 66.7 | 66.6 | 66.0 | 65.5 | 64.8 | 65.1 | 67.8 | 69.4 | 69.0 | 67.7 | 66.0 | 63.6 | 61.2 | |



Preliminary Real-Time Prices with Forecasted and Actual System Load

| | HE1 | HE2 | HE3 | HE4 | HE5 | HE6 | HE7 | HE8 | HE9 | HE10 | HE11 | HE12 | HE13 | HE14 | HE15 | HE16 | HE17 | HE18 | HE19 | HE20 | HE21 | HE22 | HE23 | HE24 |
|------------------|-------|-------|-------|-------|-------|-------|-------|-------|--------|-------|-------|--------|-------|--------|-------|-------|-------|-------|--------|--------|-------|-------|-------|-------|
| CINERGY.HUB | 35.80 | 20.41 | 19.50 | 19.21 | 18.97 | 17.50 | 20.58 | 31.10 | 31.25 | 33.52 | 66.19 | 60.60 | 29.09 | 35.07 | 26.41 | 28.69 | 41.45 | 48.00 | 30.00 | 22.19 | 39.68 | 35.68 | 36.59 | 21.55 |
| FE.HUB | 36.71 | 20.90 | 19.95 | 19.67 | 19.45 | 18.03 | 21.29 | 32.17 | 33.01 | 33.93 | 65.49 | 63.00 | 30.63 | 37.10 | 27.38 | 29.66 | 42.95 | 49.69 | 33.01 | 24.06 | 41.27 | 37.41 | 37.74 | 22.09 |
| ILLINOIS.HUB | 34.66 | 19.75 | 18.84 | 18.52 | 18.32 | 16.89 | 19.92 | 30.25 | 29.45 | 32.78 | 64.59 | 58.65 | 27.47 | 32.93 | 26.05 | 28.21 | 40.69 | 46.54 | 26.51 | 20.44 | 38.79 | 34.46 | 36.01 | 21.23 |
| MICHIGAN.HUB | 37.23 | 21.15 | 20.14 | 19.87 | 19.57 | 18.02 | 21.21 | 32.02 | 32.25 | 34.77 | 69.08 | 63.29 | 31.45 | 38.17 | 27.74 | 30.03 | 43.57 | 50.24 | 33.32 | 24.48 | 41.75 | 38.16 | 38.39 | 22.41 |
| MINN.HUB | 39.29 | 30.71 | 25.96 | 30.81 | 25.04 | 27.40 | 20.35 | 32.83 | 114.90 | 36.39 | 75.30 | 140.15 | 82.84 | 125.06 | 72.41 | 45.34 | 68.17 | 58.55 | 244.83 | 124.81 | 75.72 | 99.23 | 61.74 | 29.54 |
| Forecasted(GW) | 59.4 | 56.9 | 55.7 | 55.2 | 55.8 | 58.5 | 63.5 | 68.6 | 70.9 | 70.9 | 70.8 | 70.5 | 69.9 | 69.4 | 68.6 | 68.1 | 68.6 | 70.5 | 72.6 | 72.0 | 70.6 | 68.8 | 65.8 | 62.8 |
| (RT) - (DA Load) | 0.44 | -0.25 | -0.65 | -1.14 | -1.54 | -1.36 | -1.31 | 0.81 | 3.34 | 3.11 | 4.28 | 4.42 | 4.07 | 4.27 | 4.32 | 4.27 | 4.06 | 3.40 | 3.16 | 2.59 | 2.24 | 1.88 | 1.66 | 0.34 |



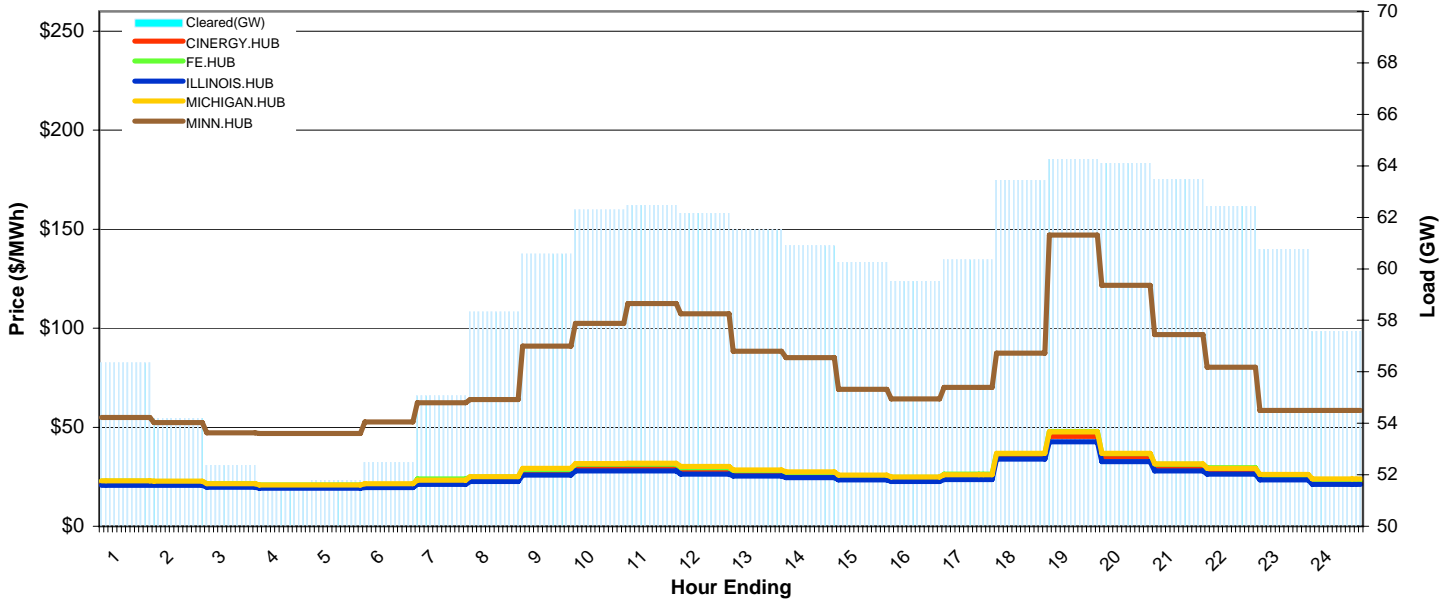
MISO Hub Report

Delivery Day: Saturday, January 13, 2007

Price Color Codes: ≤0 ≥100 ≥200

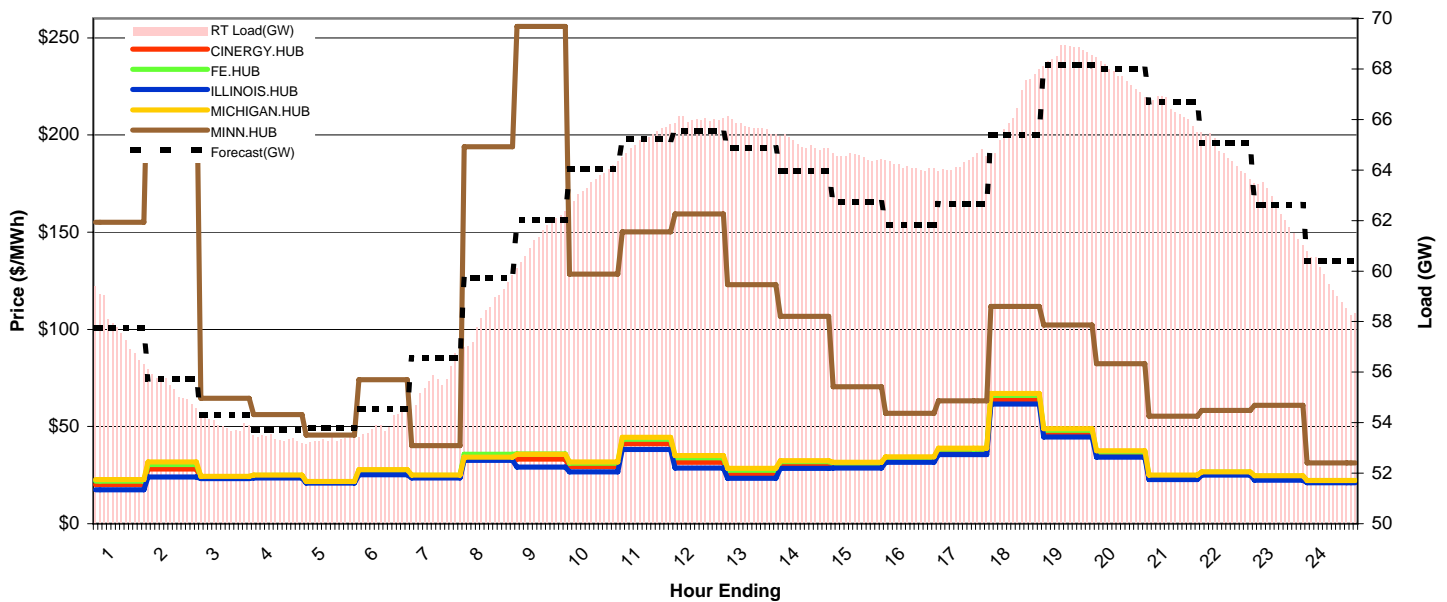
Day-Ahead Prices and Cleared Load

| | HE1 | HE2 | HE3 | HE4 | HE5 | HE6 | HE7 | HE8 | HE9 | HE10 | HE11 | HE12 | HE13 | HE14 | HE15 | HE16 | HE17 | HE18 | HE19 | HE20 | HE21 | HE22 | HE23 | HE24 |
|--------------|-------|-------|-------|-------|-------|-------|-------|-------|-------|--------|--------|--------|-------|-------|-------|-------|-------|-------|--------|--------|-------|-------|-------|-------|
| CINERGY.HUB | 22.16 | 22.05 | 20.88 | 20.30 | 20.34 | 20.79 | 22.41 | 23.94 | 27.44 | 29.90 | 29.98 | 28.26 | 26.91 | 25.92 | 24.50 | 23.67 | 24.62 | 35.31 | 45.43 | 35.06 | 29.88 | 28.08 | 24.99 | 22.77 |
| FE.HUB | 22.75 | 22.60 | 21.44 | 20.85 | 20.80 | 20.68 | 23.84 | 24.89 | 28.64 | 31.30 | 31.33 | 29.55 | 28.12 | 27.02 | 25.52 | 24.71 | 26.42 | 36.75 | 47.78 | 36.70 | 31.42 | 29.63 | 25.76 | 23.43 |
| ILLINOIS.HUB | 20.70 | 20.70 | 19.74 | 19.19 | 19.25 | 19.52 | 21.16 | 22.68 | 25.81 | 27.95 | 28.03 | 26.26 | 25.34 | 24.55 | 23.36 | 22.63 | 23.55 | 33.96 | 42.69 | 32.61 | 27.93 | 26.37 | 23.42 | 21.19 |
| MICHIGAN.HUB | 23.01 | 22.77 | 21.49 | 20.80 | 20.83 | 21.48 | 23.34 | 25.05 | 29.24 | 31.75 | 31.91 | 30.20 | 28.50 | 27.49 | 25.87 | 24.94 | 25.98 | 36.81 | 47.72 | 36.78 | 31.58 | 29.32 | 26.20 | 23.87 |
| MINN.HUB | 55.00 | 52.42 | 47.13 | 46.93 | 46.92 | 52.60 | 62.38 | 63.99 | 90.91 | 102.46 | 112.40 | 107.24 | 88.45 | 85.19 | 69.21 | 64.33 | 70.13 | 87.39 | 147.09 | 121.62 | 96.82 | 80.29 | 58.43 | 58.52 |
| Cleared(GW) | 56.3 | 54.2 | 52.4 | 51.7 | 51.8 | 52.5 | 55.1 | 58.3 | 60.6 | 62.3 | 62.5 | 62.2 | 61.5 | 60.9 | 60.3 | 59.5 | 60.4 | 63.4 | 64.3 | 64.1 | 63.5 | 62.4 | 60.8 | 57.6 |



Preliminary Real-Time Prices with Forecasted and Actual System Load

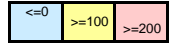
| | HE1 | HE2 | HE3 | HE4 | HE5 | HE6 | HE7 | HE8 | HE9 | HE10 | HE11 | HE12 | HE13 | HE14 | HE15 | HE16 | HE17 | HE18 | HE19 | HE20 | HE21 | HE22 | HE23 | HE24 |
|------------------|--------|--------|-------|-------|-------|-------|-------|--------|--------|--------|--------|--------|--------|--------|-------|-------|-------|--------|--------|-------|-------|-------|-------|-------|
| CINERGY.HUB | 20.08 | 28.14 | 23.77 | 24.29 | 21.26 | 26.58 | 24.23 | 34.33 | 33.21 | 29.28 | 41.17 | 31.63 | 25.75 | 30.33 | 29.93 | 32.71 | 36.99 | 63.69 | 46.36 | 35.52 | 23.59 | 25.71 | 23.47 | 21.67 |
| FE.HUB | 21.83 | 30.53 | 24.23 | 24.82 | 21.63 | 27.50 | 24.87 | 35.73 | 35.87 | 31.10 | 43.39 | 33.86 | 27.48 | 31.92 | 31.18 | 33.86 | 38.36 | 66.04 | 48.05 | 36.82 | 24.43 | 26.46 | 24.37 | 22.17 |
| ILLINOIS.HUB | 17.48 | 24.09 | 23.26 | 23.61 | 20.88 | 25.27 | 23.50 | 32.63 | 29.18 | 26.73 | 38.24 | 28.59 | 23.42 | 28.46 | 28.65 | 31.58 | 35.61 | 61.55 | 44.67 | 34.17 | 22.68 | 24.96 | 22.38 | 21.06 |
| MICHIGAN.HUB | 22.73 | 31.85 | 24.43 | 25.02 | 21.67 | 27.84 | 24.98 | 34.31 | 35.78 | 31.70 | 44.44 | 35.01 | 28.45 | 32.51 | 31.58 | 34.34 | 38.86 | 66.95 | 48.92 | 37.60 | 24.95 | 26.73 | 24.72 | 22.31 |
| MINN.HUB | 155.10 | 245.40 | 64.50 | 56.16 | 45.54 | 74.16 | 40.11 | 193.92 | 255.96 | 128.41 | 150.09 | 159.43 | 123.08 | 106.73 | 70.53 | 56.75 | 63.29 | 111.83 | 102.28 | 82.39 | 55.34 | 58.35 | 60.90 | 31.28 |
| Forecasted(GW) | 57.8 | 55.7 | 54.3 | 53.7 | 53.8 | 54.6 | 56.5 | 59.7 | 62.0 | 64.1 | 65.2 | 65.6 | 64.9 | 63.9 | 62.7 | 61.8 | 62.7 | 65.4 | 68.2 | 68.0 | 66.7 | 65.1 | 62.6 | 60.4 |
| (RT) - (DA Load) | 1.37 | 1.15 | 1.58 | 1.69 | 1.52 | 1.48 | 0.60 | 0.08 | 0.82 | 1.23 | 2.77 | 3.83 | 4.20 | 4.12 | 4.26 | 4.62 | 3.92 | 2.93 | 4.39 | 3.59 | 2.89 | 2.19 | 1.64 | 1.87 |



MISO Hub Report

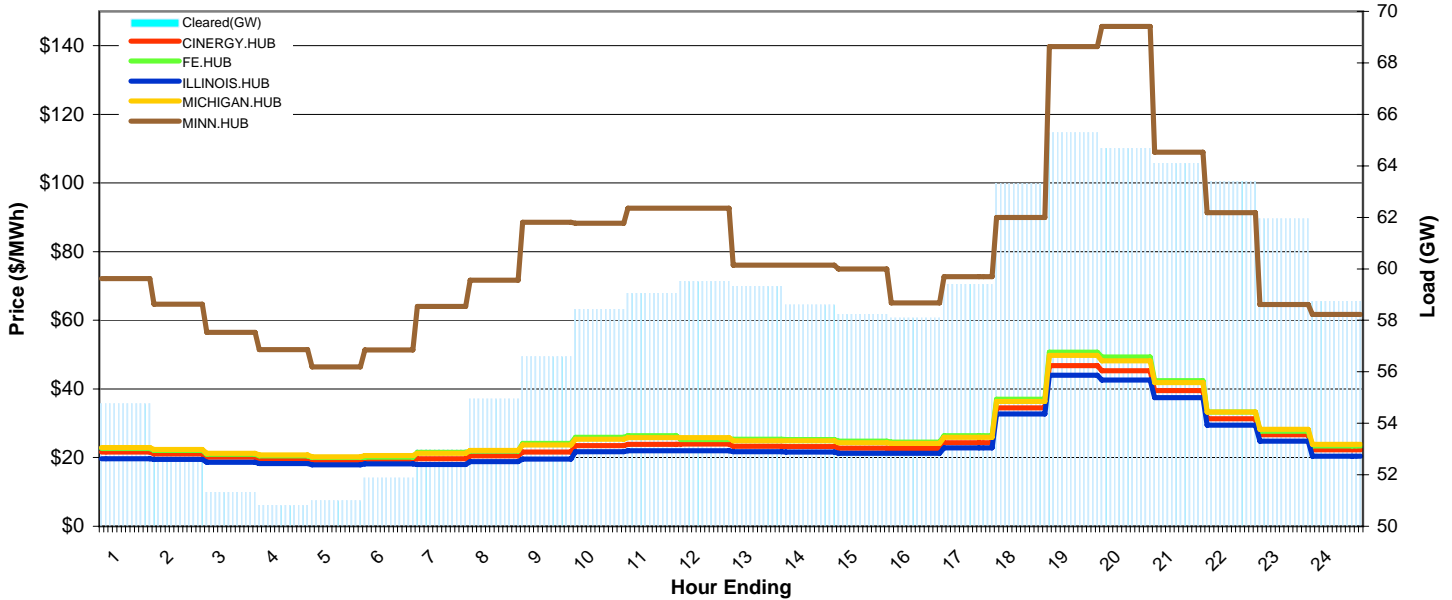
Delivery Day: Sunday, January 14, 2007

Price Color Codes:



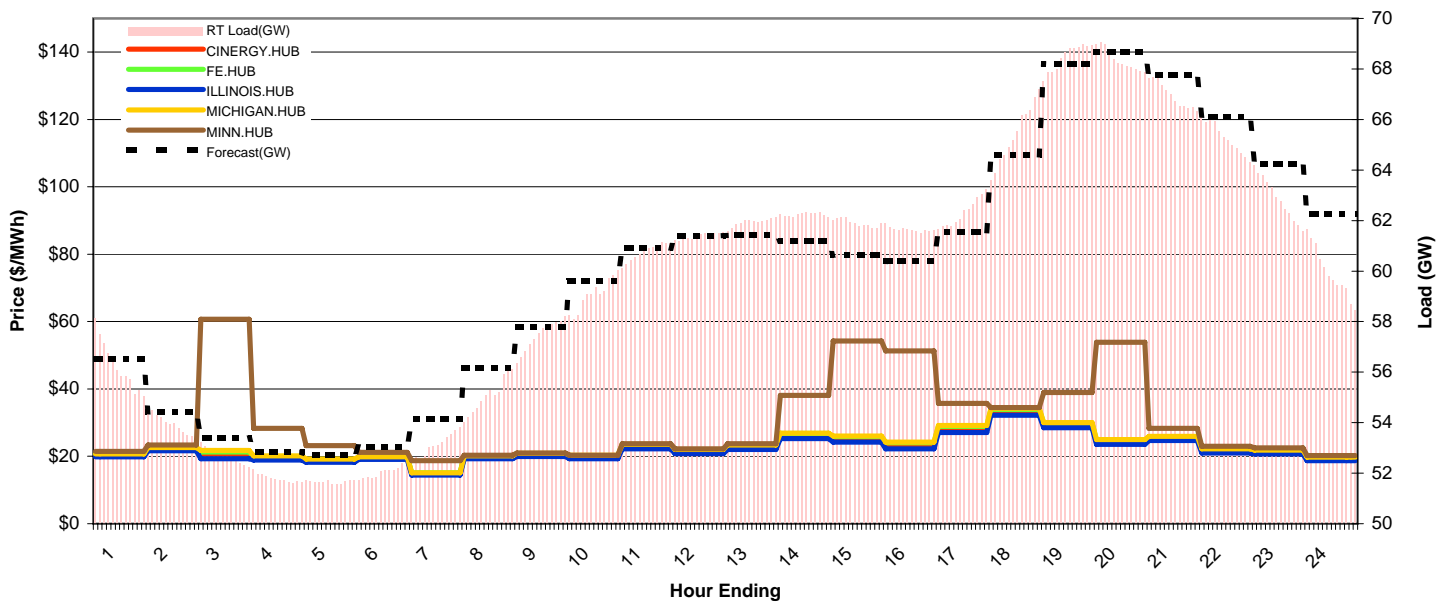
Day-Ahead Prices and Cleared Load

| | HE1 | HE2 | HE3 | HE4 | HE5 | HE6 | HE7 | HE8 | HE9 | HE10 | HE11 | HE12 | HE13 | HE14 | HE15 | HE16 | HE17 | HE18 | HE19 | HE20 | HE21 | HE22 | HE23 | HE24 |
|--------------|-------|-------|-------|-------|-------|-------|-------|-------|-------|-------|-------|-------|-------|-------|-------|-------|-------|-------|--------|--------|--------|-------|-------|-------|
| CINERGY.HUB | 21.59 | 21.09 | 20.10 | 19.66 | 19.18 | 19.52 | 19.70 | 20.50 | 21.66 | 23.52 | 23.86 | 23.92 | 23.26 | 23.19 | 22.78 | 22.62 | 24.29 | 34.47 | 46.76 | 45.35 | 39.57 | 31.32 | 26.64 | 22.28 |
| FE.HUB | 22.68 | 22.12 | 21.01 | 20.52 | 20.00 | 20.11 | 21.56 | 21.87 | 24.13 | 25.91 | 26.37 | 25.27 | 25.38 | 25.30 | 24.84 | 24.48 | 26.34 | 36.99 | 50.67 | 49.27 | 42.45 | 33.30 | 27.70 | 23.40 |
| ILLINOIS.HUB | 19.71 | 19.46 | 18.66 | 18.31 | 17.91 | 18.15 | 18.00 | 18.87 | 19.62 | 21.74 | 21.99 | 22.04 | 21.70 | 21.66 | 21.27 | 21.28 | 22.81 | 32.70 | 43.99 | 42.64 | 37.51 | 29.50 | 24.80 | 20.41 |
| MICHIGAN.HUB | 22.91 | 22.36 | 21.25 | 20.75 | 20.23 | 20.64 | 21.21 | 22.06 | 23.65 | 25.34 | 25.78 | 25.79 | 24.93 | 24.85 | 24.36 | 24.12 | 25.89 | 36.36 | 49.78 | 48.18 | 41.85 | 33.32 | 28.26 | 23.90 |
| MINN.HUB | 72.18 | 64.69 | 56.45 | 51.43 | 46.44 | 51.35 | 64.05 | 71.69 | 88.54 | 88.30 | 92.68 | 92.63 | 76.04 | 76.04 | 74.97 | 65.09 | 72.74 | 89.93 | 139.72 | 145.59 | 108.95 | 91.35 | 64.65 | 61.71 |
| Cleared(GW) | 54.8 | 52.8 | 51.3 | 50.8 | 51.0 | 51.9 | 53.0 | 54.9 | 56.6 | 58.4 | 59.1 | 59.5 | 59.3 | 58.6 | 58.2 | 58.1 | 59.4 | 63.3 | 65.3 | 64.7 | 64.1 | 63.4 | 61.9 | 58.7 |



Preliminary Real-Time Prices with Forecasted and Actual System Load

| | HE1 | HE2 | HE3 | HE4 | HE5 | HE6 | HE7 | HE8 | HE9 | HE10 | HE11 | HE12 | HE13 | HE14 | HE15 | HE16 | HE17 | HE18 | HE19 | HE20 | HE21 | HE22 | HE23 | HE24 |
|------------------|-------|-------|-------|-------|-------|-------|-------|-------|-------|-------|-------|-------|-------|-------|-------|-------|-------|-------|-------|-------|-------|-------|-------|-------|
| CINERGY.HUB | 20.30 | 22.11 | 20.60 | 19.56 | 18.77 | 19.54 | 14.84 | 19.79 | 20.54 | 19.93 | 22.99 | 21.49 | 22.74 | 26.13 | 25.09 | 23.23 | 28.07 | 33.03 | 29.07 | 24.00 | 25.13 | 21.45 | 21.12 | 19.12 |
| FE.HUB | 20.63 | 22.43 | 21.32 | 19.95 | 19.08 | 19.81 | 15.08 | 20.06 | 20.85 | 20.27 | 23.43 | 21.93 | 23.22 | 26.77 | 25.83 | 24.00 | 28.88 | 33.96 | 29.85 | 24.72 | 25.72 | 21.95 | 21.61 | 19.52 |
| ILLINOIS.HUB | 19.84 | 21.62 | 19.24 | 18.91 | 18.23 | 19.06 | 14.41 | 19.27 | 19.91 | 19.26 | 22.25 | 20.85 | 22.08 | 25.30 | 24.21 | 22.27 | 27.11 | 32.19 | 28.51 | 23.57 | 24.71 | 21.04 | 20.70 | 18.76 |
| MICHIGAN.HUB | 20.72 | 22.61 | 21.80 | 20.16 | 19.19 | 19.88 | 15.11 | 20.16 | 20.93 | 20.32 | 23.52 | 22.02 | 23.35 | 26.93 | 25.99 | 24.21 | 29.17 | 34.21 | 30.06 | 24.95 | 25.97 | 22.19 | 21.81 | 19.73 |
| MINN.HUB | 21.45 | 23.36 | 60.66 | 28.27 | 23.17 | 21.16 | 18.76 | 20.32 | 21.00 | 20.29 | 23.74 | 22.26 | 23.75 | 38.10 | 54.25 | 51.31 | 35.73 | 34.48 | 38.97 | 53.87 | 28.34 | 22.95 | 22.48 | 20.25 |
| Forecasted(GW) | 56.5 | 54.4 | 53.4 | 52.8 | 52.7 | 53.1 | 54.1 | 56.2 | 57.8 | 59.6 | 60.9 | 61.4 | 61.4 | 61.2 | 60.6 | 60.4 | 61.5 | 64.6 | 68.2 | 68.7 | 67.8 | 66.1 | 64.2 | 62.3 |
| (RT) - (DA Load) | 1.48 | 1.18 | 1.40 | 0.99 | 0.67 | 0.16 | 0.10 | 0.12 | 0.86 | 0.64 | 1.71 | 1.87 | 2.61 | 3.64 | 3.69 | 3.55 | 2.91 | 2.09 | 3.18 | 3.69 | 2.87 | 1.89 | 0.93 | 1.22 |



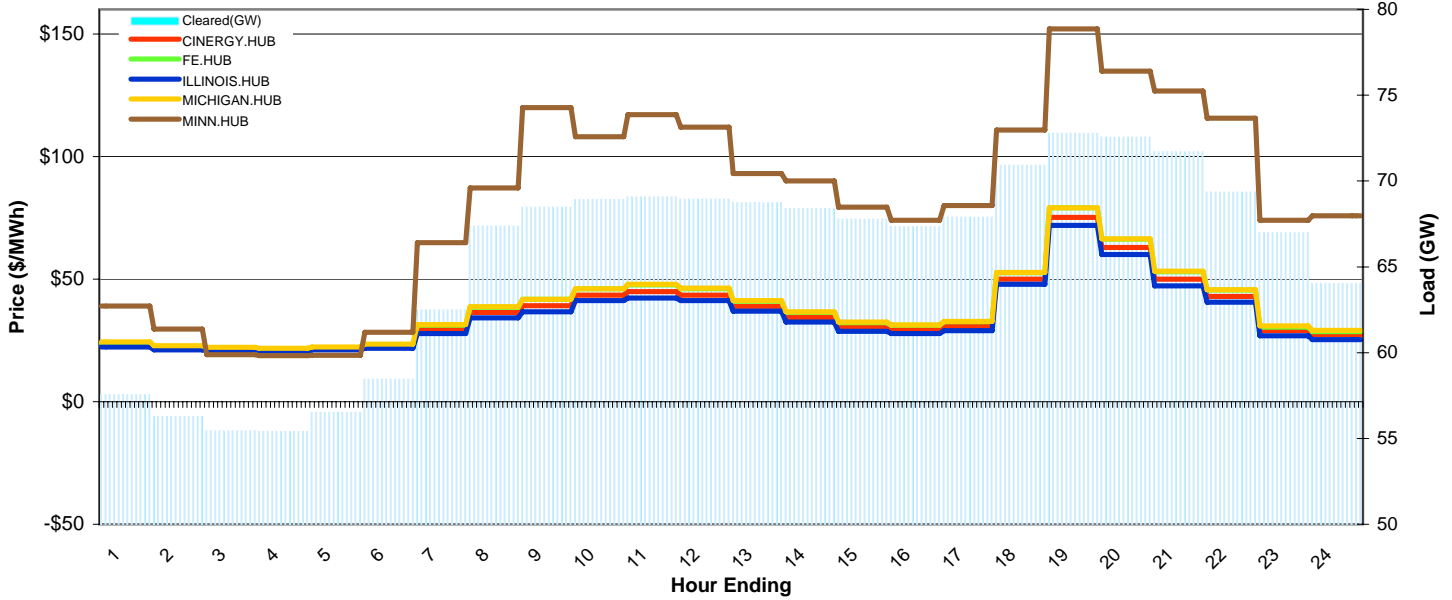
MISO Hub Report

Delivery Day: Monday, January 15, 2007

Price Color Codes: ≤0 ≥100 ≥200

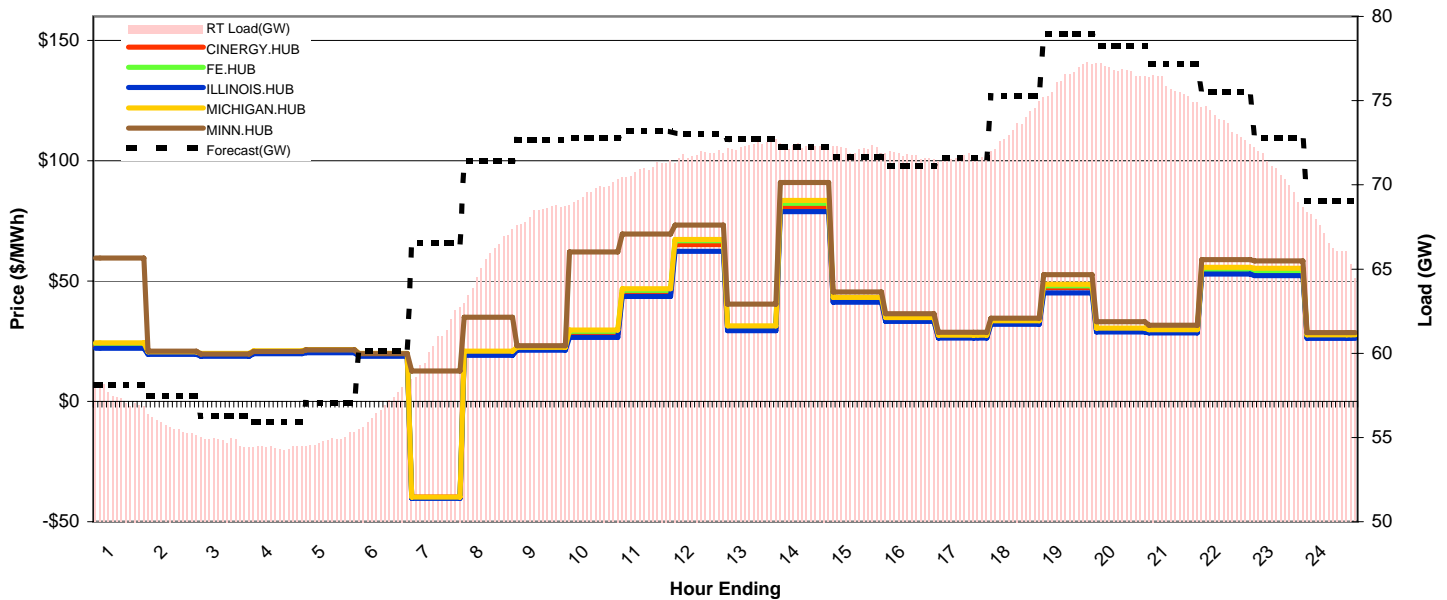
Day-Ahead Prices and Cleared Load

| | HE1 | HE2 | HE3 | HE4 | HE5 | HE6 | HE7 | HE8 | HE9 | HE10 | HE11 | HE12 | HE13 | HE14 | HE15 | HE16 | HE17 | HE18 | HE19 | HE20 | HE21 | HE22 | HE23 | HE24 |
|--------------|-------|-------|-------|-------|-------|-------|-------|-------|--------|--------|--------|--------|-------|-------|-------|-------|-------|--------|--------|--------|--------|--------|-------|-------|
| CINERGY.HUB | 23.35 | 22.02 | 21.51 | 21.21 | 21.74 | 22.70 | 29.49 | 36.36 | 39.14 | 43.51 | 44.89 | 43.49 | 38.82 | 34.36 | 30.41 | 29.38 | 30.71 | 50.00 | 75.16 | 62.90 | 50.00 | 42.95 | 29.02 | 27.32 |
| FE.HUB | 23.87 | 22.45 | 21.85 | 21.54 | 22.09 | 23.13 | 31.21 | 38.45 | 41.69 | 46.03 | 47.64 | 46.07 | 41.02 | 36.43 | 32.26 | 31.13 | 32.58 | 52.65 | 79.07 | 66.32 | 53.03 | 45.56 | 30.35 | 28.60 |
| ILLINOIS.HUB | 22.25 | 21.12 | 20.86 | 20.57 | 21.10 | 21.81 | 27.80 | 34.24 | 36.72 | 41.29 | 42.32 | 41.19 | 36.90 | 32.48 | 28.73 | 27.78 | 28.96 | 47.84 | 71.96 | 59.96 | 47.19 | 40.57 | 26.89 | 25.25 |
| MICHIGAN.HUB | 24.36 | 22.85 | 22.13 | 21.83 | 22.37 | 23.53 | 31.49 | 38.74 | 41.81 | 46.12 | 47.92 | 46.30 | 41.21 | 36.65 | 32.46 | 31.32 | 32.81 | 52.66 | 79.12 | 66.41 | 53.19 | 45.72 | 30.89 | 29.13 |
| MINN.HUB | 39.00 | 29.66 | 19.23 | 18.84 | 18.95 | 28.30 | 64.81 | 87.14 | 119.89 | 108.02 | 117.00 | 112.00 | 93.00 | 90.04 | 79.31 | 74.00 | 80.00 | 110.85 | 152.00 | 134.87 | 126.77 | 115.68 | 73.96 | 75.87 |
| Cleared(GW) | 57.6 | 56.3 | 55.4 | 55.4 | 56.5 | 58.4 | 62.5 | 67.4 | 68.5 | 68.9 | 69.1 | 68.9 | 68.7 | 68.4 | 67.8 | 67.3 | 67.9 | 70.9 | 72.8 | 72.6 | 71.7 | 69.4 | 67.0 | 64.0 |



Preliminary Real-Time Prices with Forecasted and Actual System Load

| | HE1 | HE2 | HE3 | HE4 | HE5 | HE6 | HE7 | HE8 | HE9 | HE10 | HE11 | HE12 | HE13 | HE14 | HE15 | HE16 | HE17 | HE18 | HE19 | HE20 | HE21 | HE22 | HE23 | HE24 |
|------------------|-------|-------|-------|-------|-------|-------|--------|-------|-------|-------|-------|-------|-------|-------|-------|-------|-------|-------|-------|-------|-------|-------|-------|-------|
| CINERGY.HUB | 23.15 | 19.99 | 19.23 | 20.29 | 20.83 | 19.30 | -39.77 | 19.98 | 21.80 | 28.00 | 44.92 | 65.18 | 30.34 | 80.58 | 41.75 | 33.63 | 26.66 | 32.54 | 47.16 | 29.45 | 28.88 | 53.81 | 53.30 | 26.65 |
| FE.HUB | 23.93 | 20.41 | 19.63 | 20.70 | 21.24 | 19.70 | -40.03 | 20.68 | 22.35 | 29.09 | 46.21 | 66.79 | 31.16 | 82.27 | 42.59 | 34.24 | 27.23 | 33.34 | 48.08 | 30.01 | 29.35 | 54.60 | 54.01 | 27.03 |
| ILLINOIS.HUB | 22.10 | 19.55 | 18.76 | 19.76 | 20.28 | 18.80 | -40.24 | 19.12 | 21.35 | 26.64 | 43.63 | 62.35 | 29.36 | 78.93 | 41.26 | 33.19 | 26.29 | 32.01 | 45.11 | 28.92 | 28.47 | 52.96 | 52.30 | 26.22 |
| MICHIGAN.HUB | 24.40 | 20.68 | 19.94 | 21.06 | 21.60 | 19.98 | -39.77 | 20.90 | 22.49 | 29.61 | 46.76 | 67.36 | 31.39 | 83.50 | 43.18 | 34.80 | 27.55 | 33.55 | 48.74 | 30.51 | 29.83 | 55.68 | 55.34 | 27.63 |
| MINN.HUB | 59.59 | 20.91 | 19.73 | 20.74 | 21.38 | 19.80 | 12.66 | 34.99 | 23.16 | 62.06 | 69.51 | 73.29 | 40.41 | 90.96 | 45.54 | 36.49 | 28.74 | 34.62 | 52.65 | 33.11 | 31.66 | 58.96 | 58.33 | 28.65 |
| Forecasted(GW) | 58.1 | 57.4 | 56.3 | 55.9 | 57.1 | 60.2 | 66.5 | 71.4 | 72.7 | 72.8 | 73.2 | 73.1 | 72.7 | 72.3 | 71.7 | 71.1 | 71.6 | 75.3 | 78.9 | 78.2 | 77.2 | 75.5 | 72.8 | 69.0 |
| (RT) - (DA Load) | -0.15 | -0.65 | -0.69 | -1.00 | -1.69 | -1.66 | -1.92 | -1.95 | -0.13 | 0.65 | 1.87 | 2.83 | 3.63 | 3.90 | 4.33 | 4.38 | 3.71 | 2.47 | 3.58 | 4.23 | 4.02 | 4.24 | 3.63 | 2.63 |



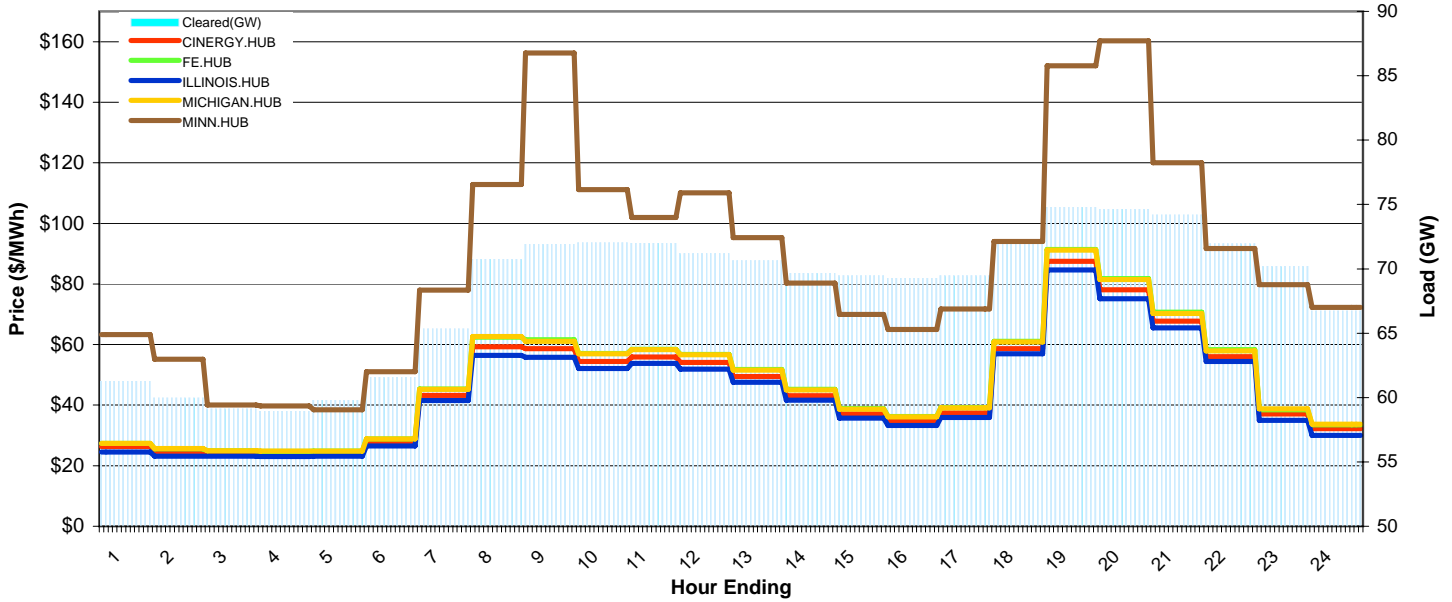
MISO Hub Report

Delivery Day: Tuesday, January 16, 2007

Price Color Codes: ≤0 >=100 >=200

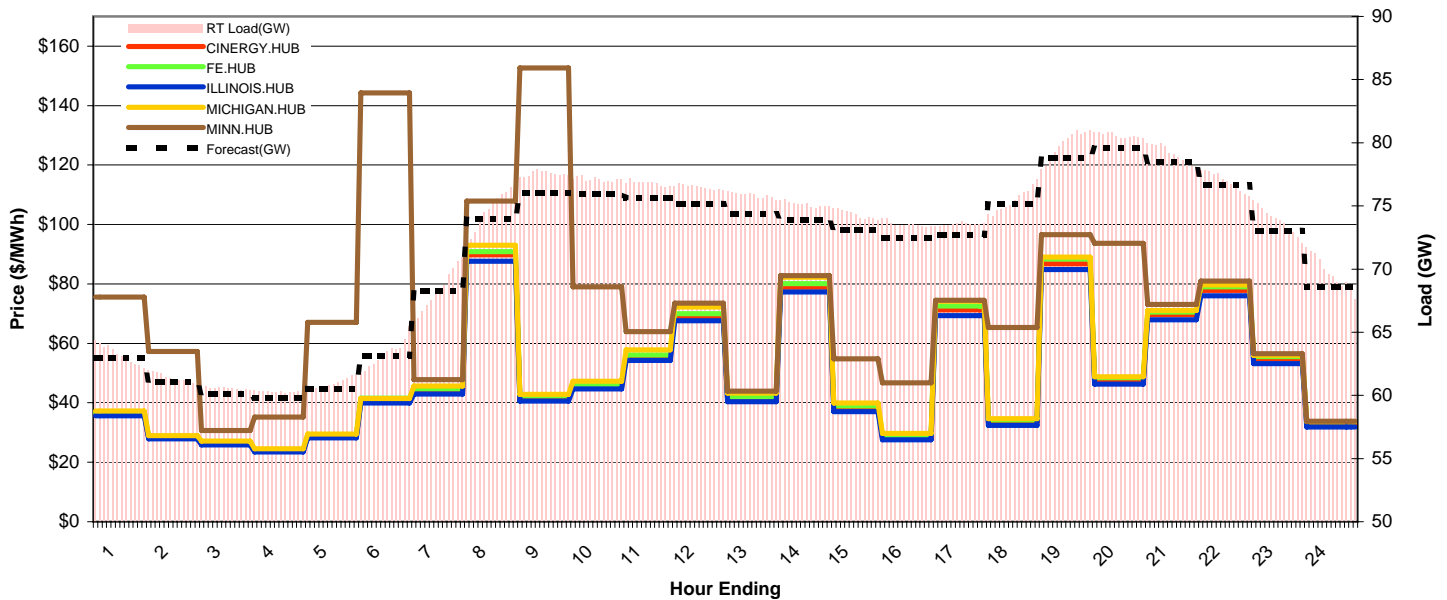
Day-Ahead Prices and Cleared Load

| | HE1 | HE2 | HE3 | HE4 | HE5 | HE6 | HE7 | HE8 | HE9 | HE10 | HE11 | HE12 | HE13 | HE14 | HE15 | HE16 | HE17 | HE18 | HE19 | HE20 | HE21 | HE22 | HE23 | HE24 |
|--------------|-------|-------|-------|-------|-------|-------|-------|--------|--------|--------|--------|--------|-------|-------|-------|-------|-------|-------|--------|--------|--------|-------|-------|-------|
| CINERGY.HUB | 26.33 | 24.73 | 24.20 | 24.07 | 24.12 | 27.97 | 43.25 | 59.31 | 58.59 | 54.36 | 55.84 | 54.05 | 49.43 | 43.16 | 37.08 | 34.60 | 37.38 | 58.61 | 87.46 | 78.06 | 67.74 | 55.97 | 37.08 | 32.22 |
| FE.HUB | 27.33 | 25.62 | 24.89 | 24.77 | 24.82 | 28.85 | 45.30 | 62.39 | 61.58 | 57.09 | 58.48 | 56.74 | 51.78 | 45.18 | 38.84 | 36.26 | 39.18 | 61.10 | 91.39 | 81.81 | 70.73 | 58.32 | 38.47 | 33.48 |
| ILLINOIS.HUB | 24.52 | 23.17 | 23.18 | 23.05 | 23.09 | 26.53 | 41.55 | 62.63 | 61.10 | 57.00 | 58.34 | 51.91 | 47.57 | 41.60 | 35.72 | 33.25 | 35.91 | 56.94 | 84.66 | 75.16 | 65.55 | 54.40 | 34.94 | 30.01 |
| MICHIGAN.HUB | 27.33 | 25.66 | 24.91 | 24.78 | 24.83 | 28.85 | 45.21 | 62.63 | 61.10 | 57.00 | 58.34 | 56.64 | 51.56 | 45.02 | 38.70 | 36.13 | 39.05 | 60.82 | 91.23 | 81.45 | 70.29 | 57.87 | 38.77 | 33.69 |
| MINN.HUB | 63.32 | 55.11 | 40.00 | 39.72 | 38.51 | 51.05 | 77.93 | 112.86 | 156.31 | 111.15 | 101.97 | 110.07 | 95.32 | 80.30 | 69.99 | 64.93 | 71.76 | 94.03 | 152.00 | 160.33 | 120.00 | 91.72 | 79.81 | 72.28 |
| Cleared(GW) | 61.3 | 60.0 | 59.1 | 58.9 | 59.8 | 61.6 | 65.3 | 70.8 | 71.9 | 72.0 | 72.0 | 71.2 | 70.6 | 69.7 | 69.5 | 69.3 | 69.5 | 72.1 | 74.8 | 74.6 | 74.2 | 72.0 | 70.2 | 66.7 |



Preliminary Real-Time Prices with Forecasted and Actual System Load

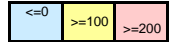
| | HE1 | HE2 | HE3 | HE4 | HE5 | HE6 | HE7 | HE8 | HE9 | HE10 | HE11 | HE12 | HE13 | HE14 | HE15 | HE16 | HE17 | HE18 | HE19 | HE20 | HE21 | HE22 | HE23 | HE24 |
|------------------|-------|-------|-------|-------|-------|--------|-------|--------|--------|-------|-------|-------|-------|-------|-------|-------|-------|-------|-------|-------|-------|-------|-------|-------|
| CINERGY.HUB | 36.24 | 28.23 | 26.24 | 23.86 | 28.75 | 40.70 | 44.08 | 89.80 | 41.33 | 45.44 | 55.39 | 69.03 | 41.33 | 78.90 | 38.14 | 28.36 | 71.25 | 33.38 | 86.83 | 47.53 | 69.63 | 77.88 | 54.69 | 32.95 |
| FE.HUB | 36.74 | 28.62 | 26.56 | 24.17 | 29.21 | 41.52 | 44.68 | 90.92 | 42.29 | 46.12 | 56.11 | 70.00 | 41.97 | 80.10 | 38.97 | 29.03 | 72.54 | 34.19 | 88.35 | 48.42 | 70.53 | 79.01 | 55.58 | 33.57 |
| ILLINOIS.HUB | 35.59 | 27.84 | 25.79 | 23.46 | 28.24 | 39.92 | 42.97 | 87.68 | 40.58 | 44.64 | 54.27 | 67.66 | 40.39 | 77.29 | 37.06 | 27.51 | 69.33 | 32.43 | 84.81 | 46.27 | 67.92 | 75.99 | 53.20 | 31.87 |
| MICHIGAN.HUB | 37.20 | 28.99 | 27.16 | 24.60 | 29.47 | 41.46 | 45.70 | 93.03 | 42.89 | 47.26 | 57.82 | 72.20 | 43.26 | 82.22 | 39.98 | 29.75 | 74.20 | 34.68 | 89.09 | 48.81 | 71.06 | 79.72 | 55.94 | 33.73 |
| MINN.HUB | 75.58 | 57.26 | 30.67 | 35.23 | 67.04 | 144.31 | 47.84 | 107.93 | 152.69 | 79.01 | 63.98 | 73.58 | 43.93 | 82.79 | 54.81 | 46.71 | 74.47 | 65.32 | 96.54 | 93.67 | 73.14 | 80.96 | 56.47 | 33.83 |
| Forecasted(GW) | 63.0 | 61.1 | 60.1 | 59.8 | 60.5 | 63.2 | 68.3 | 73.9 | 76.1 | 75.9 | 75.6 | 75.2 | 74.3 | 73.9 | 73.1 | 72.5 | 72.7 | 75.2 | 78.8 | 79.6 | 78.5 | 76.7 | 73.0 | 68.6 |
| (RT) - (DA Load) | 1.93 | 1.43 | 1.45 | 1.36 | 1.18 | 1.69 | 2.95 | 3.94 | 5.64 | 5.06 | 4.83 | 5.32 | 5.22 | 5.48 | 4.88 | 4.30 | 4.11 | 3.34 | 5.08 | 5.94 | 4.95 | 5.02 | 3.70 | 3.02 |



MISO Hub Report

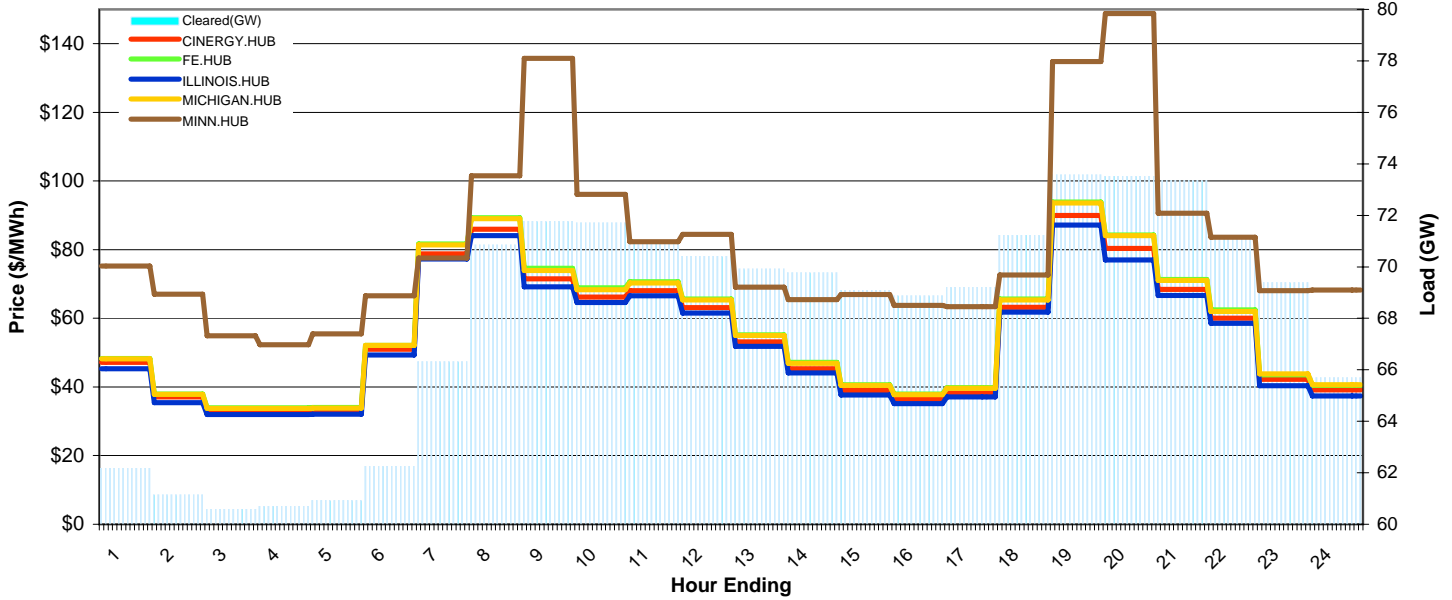
Delivery Day: Wednesday, January 17, 2007

Price Color Codes:



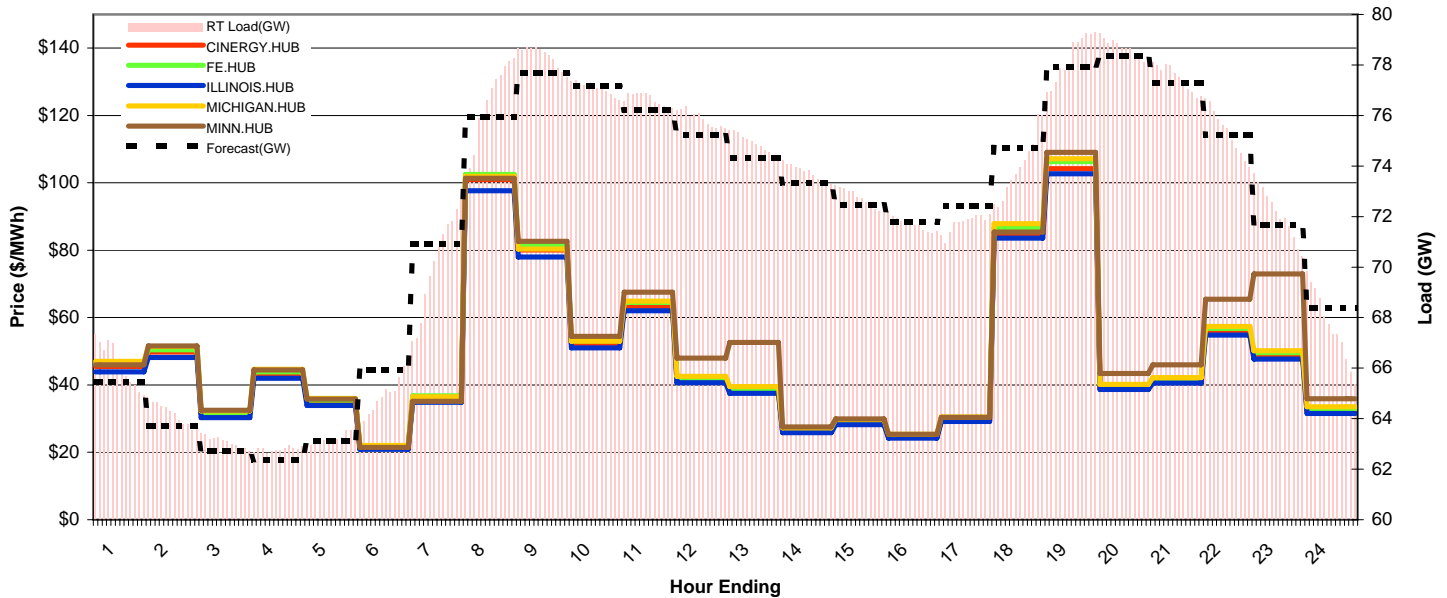
Day-Ahead Prices and Cleared Load

| | HE1 | HE2 | HE3 | HE4 | HE5 | HE6 | HE7 | HE8 | HE9 | HE10 | HE11 | HE12 | HE13 | HE14 | HE15 | HE16 | HE17 | HE18 | HE19 | HE20 | HE21 | HE22 | HE23 | HE24 |
|--------------|-------|-------|-------|-------|-------|-------|-------|--------|--------|-------|-------|-------|-------|-------|-------|-------|-------|-------|--------|--------|-------|-------|-------|-------|
| CINERGY.HUB | 47.19 | 37.06 | 33.18 | 33.16 | 33.28 | 50.98 | 78.75 | 85.95 | 71.52 | 66.18 | 68.05 | 63.07 | 53.11 | 45.29 | 38.93 | 36.32 | 38.20 | 63.19 | 90.00 | 80.38 | 68.47 | 60.00 | 42.27 | 39.19 |
| FE.HUB | 48.28 | 37.96 | 33.94 | 33.90 | 34.02 | 52.10 | 81.63 | 89.30 | 74.60 | 68.86 | 70.68 | 65.63 | 55.23 | 47.17 | 40.69 | 37.96 | 39.83 | 65.62 | 93.92 | 84.31 | 71.28 | 62.44 | 43.57 | 40.42 |
| ILLINOIS.HUB | 45.33 | 35.43 | 31.95 | 31.98 | 32.05 | 49.34 | 77.27 | 84.05 | 69.17 | 64.62 | 66.58 | 61.55 | 51.88 | 44.11 | 37.67 | 35.15 | 37.09 | 61.80 | 87.16 | 76.99 | 66.68 | 58.52 | 40.41 | 37.35 |
| MICHIGAN.HUB | 48.20 | 37.84 | 33.79 | 33.78 | 33.86 | 52.07 | 81.35 | 89.04 | 73.97 | 68.36 | 70.27 | 65.31 | 54.98 | 46.88 | 40.44 | 37.77 | 39.58 | 65.38 | 93.61 | 84.09 | 71.03 | 62.04 | 43.78 | 40.62 |
| MINN.HUB | 75.22 | 67.06 | 54.95 | 52.28 | 55.43 | 66.58 | 77.60 | 101.56 | 135.72 | 96.12 | 82.34 | 84.50 | 69.11 | 65.43 | 66.89 | 63.76 | 63.36 | 72.60 | 134.83 | 148.77 | 90.57 | 83.61 | 68.01 | 68.20 |
| Cleared(GW) | 62.2 | 61.1 | 60.6 | 60.7 | 60.9 | 62.3 | 66.3 | 70.9 | 71.8 | 71.7 | 71.0 | 70.4 | 69.9 | 69.8 | 69.1 | 68.9 | 69.2 | 71.2 | 73.6 | 73.5 | 73.3 | 71.2 | 69.4 | 65.7 |



Preliminary Real-Time Prices with Forecasted and Actual System Load

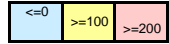
| | HE1 | HE2 | HE3 | HE4 | HE5 | HE6 | HE7 | HE8 | HE9 | HE10 | HE11 | HE12 | HE13 | HE14 | HE15 | HE16 | HE17 | HE18 | HE19 | HE20 | HE21 | HE22 | HE23 | HE24 |
|------------------|-------|-------|-------|-------|-------|-------|-------|--------|-------|-------|-------|-------|-------|-------|-------|-------|-------|-------|--------|-------|-------|-------|-------|-------|
| CINERGY.HUB | 45.55 | 49.77 | 31.33 | 43.32 | 34.99 | 21.57 | 36.13 | 100.94 | 80.09 | 52.26 | 63.39 | 41.31 | 38.21 | 26.24 | 28.59 | 24.42 | 29.40 | 84.82 | 104.19 | 39.15 | 41.21 | 55.78 | 48.61 | 32.30 |
| FE.HUB | 46.29 | 50.41 | 31.73 | 43.87 | 35.49 | 21.90 | 36.75 | 102.46 | 81.32 | 53.14 | 64.47 | 42.03 | 38.97 | 26.83 | 29.18 | 24.91 | 29.99 | 86.62 | 106.31 | 39.89 | 41.96 | 56.82 | 49.55 | 32.94 |
| ILLINOIS.HUB | 43.88 | 48.12 | 30.34 | 41.95 | 33.93 | 20.88 | 34.85 | 97.63 | 78.02 | 51.02 | 62.03 | 40.66 | 37.55 | 25.82 | 28.23 | 24.20 | 29.13 | 83.55 | 102.66 | 38.71 | 40.61 | 54.83 | 47.70 | 31.55 |
| MICHIGAN.HUB | 47.04 | 51.42 | 32.31 | 44.64 | 35.97 | 22.01 | 36.52 | 101.95 | 80.39 | 53.04 | 64.89 | 42.53 | 39.55 | 27.27 | 29.71 | 25.33 | 30.53 | 87.88 | 107.15 | 40.16 | 42.19 | 57.39 | 50.20 | 33.49 |
| MINN.HUB | 45.94 | 51.59 | 32.47 | 44.50 | 35.78 | 21.46 | 35.15 | 101.38 | 82.60 | 54.45 | 67.53 | 47.94 | 52.60 | 27.59 | 29.88 | 25.33 | 30.39 | 85.36 | 109.06 | 43.43 | 45.94 | 65.42 | 72.99 | 35.92 |
| Forecasted(GW) | 65.4 | 63.7 | 62.7 | 62.4 | 63.1 | 65.9 | 70.9 | 75.9 | 77.7 | 77.1 | 76.2 | 75.2 | 74.3 | 73.3 | 72.5 | 71.8 | 72.4 | 74.7 | 77.9 | 78.4 | 77.3 | 75.2 | 71.7 | 68.4 |
| (RT) - (DA Load) | 3.96 | 3.04 | 2.50 | 2.09 | 2.29 | 2.67 | 3.79 | 5.53 | 6.59 | 5.35 | 5.67 | 5.47 | 4.99 | 3.98 | 3.62 | 2.82 | 2.54 | 2.72 | 4.72 | 5.14 | 4.13 | 4.17 | 2.74 | 2.00 |



MISO Hub Report

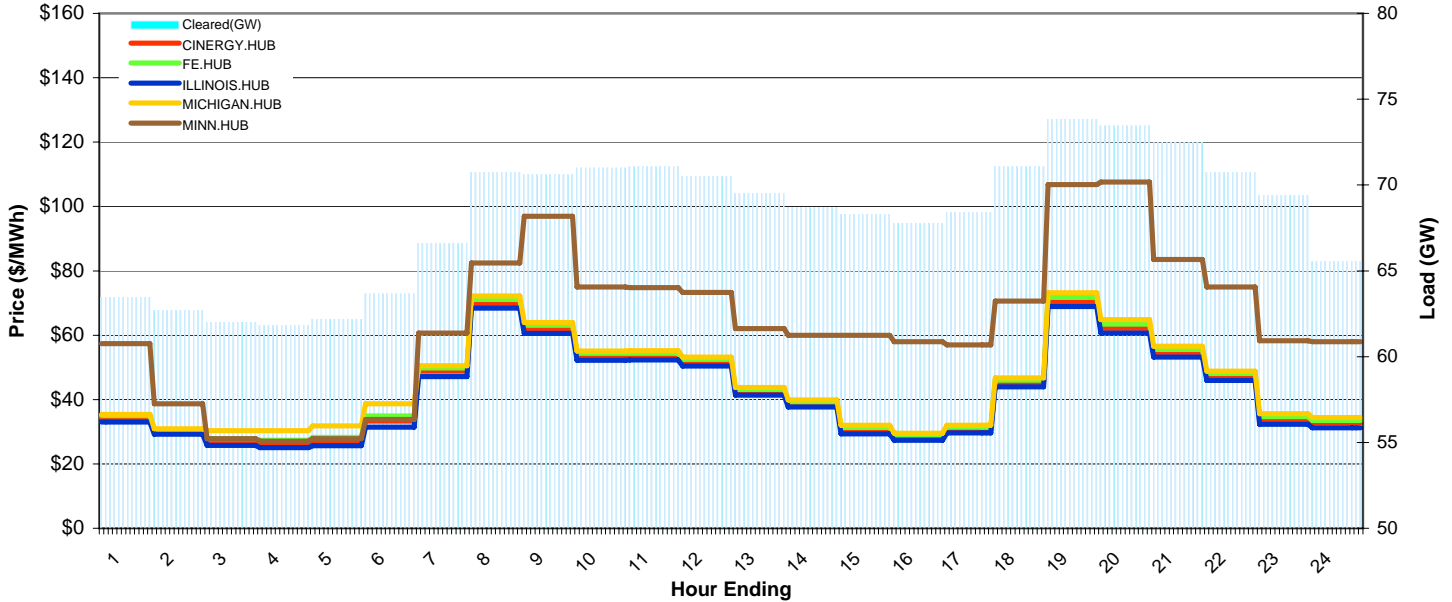
Delivery Day: Thursday, January 18, 2007

Price Color Codes:



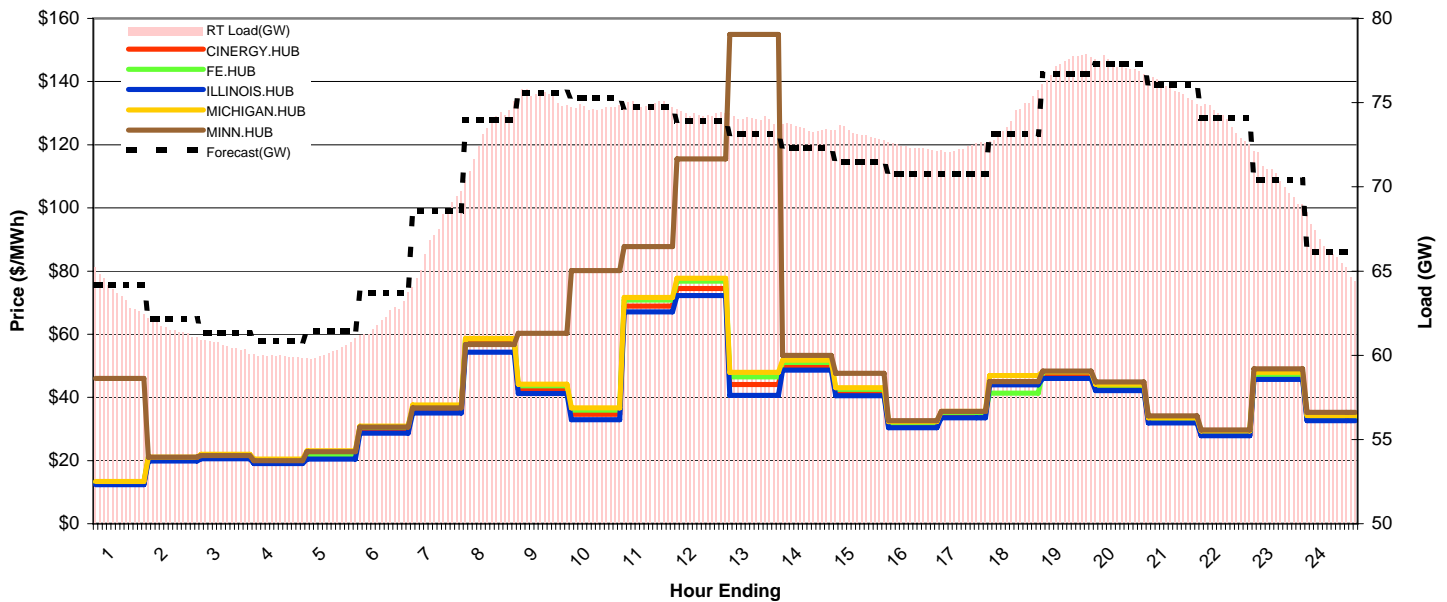
Day-Ahead Prices and Cleared Load

| | HE1 | HE2 | HE3 | HE4 | HE5 | HE6 | HE7 | HE8 | HE9 | HE10 | HE11 | HE12 | HE13 | HE14 | HE15 | HE16 | HE17 | HE18 | HE19 | HE20 | HE21 | HE22 | HE23 | HE24 |
|--------------|-------|-------|-------|-------|-------|-------|-------|-------|-------|-------|-------|-------|-------|-------|-------|-------|-------|-------|--------|--------|-------|-------|-------|-------|
| CINERGY.HUB | 34.27 | 29.99 | 26.72 | 26.03 | 26.80 | 33.30 | 48.85 | 69.60 | 61.70 | 53.19 | 53.27 | 51.37 | 42.23 | 38.41 | 30.41 | 28.18 | 30.56 | 45.00 | 70.34 | 62.16 | 54.39 | 46.96 | 33.81 | 32.78 |
| FE.HUB | 35.05 | 30.64 | 27.89 | 27.33 | 28.28 | 34.93 | 49.83 | 71.08 | 63.11 | 54.35 | 54.43 | 52.51 | 43.19 | 39.27 | 31.33 | 29.01 | 31.41 | 46.03 | 71.77 | 63.45 | 55.54 | 48.10 | 34.67 | 33.54 |
| ILLINOIS.HUB | 33.00 | 29.23 | 25.77 | 25.01 | 25.68 | 31.47 | 47.12 | 68.39 | 60.52 | 52.25 | 52.33 | 50.40 | 41.40 | 37.70 | 29.34 | 27.30 | 29.64 | 43.98 | 68.87 | 60.67 | 53.20 | 45.91 | 32.32 | 31.23 |
| MICHIGAN.HUB | 35.45 | 30.97 | 30.37 | 30.31 | 31.82 | 38.68 | 50.53 | 72.22 | 63.90 | 55.08 | 55.18 | 53.24 | 43.76 | 39.84 | 32.06 | 29.57 | 32.05 | 46.78 | 73.22 | 64.79 | 56.58 | 48.87 | 35.57 | 34.36 |
| MINN.HUB | 57.38 | 38.67 | 27.83 | 27.07 | 27.85 | 33.79 | 60.63 | 82.46 | 97.00 | 75.00 | 74.79 | 73.25 | 62.02 | 60.00 | 60.00 | 57.94 | 57.02 | 70.60 | 106.79 | 107.61 | 83.50 | 75.00 | 58.30 | 58.02 |
| Cleared(GW) | 63.4 | 62.7 | 62.0 | 61.8 | 62.2 | 63.7 | 66.6 | 70.7 | 70.6 | 71.0 | 71.1 | 70.5 | 69.5 | 68.7 | 68.3 | 67.8 | 68.4 | 71.1 | 73.8 | 73.5 | 72.5 | 70.7 | 69.4 | 65.6 |



Preliminary Real-Time Prices with Forecasted and Actual System Load

| | HE1 | HE2 | HE3 | HE4 | HE5 | HE6 | HE7 | HE8 | HE9 | HE10 | HE11 | HE12 | HE13 | HE14 | HE15 | HE16 | HE17 | HE18 | HE19 | HE20 | HE21 | HE22 | HE23 | HE24 |
|------------------|-------|-------|-------|-------|-------|-------|-------|-------|-------|-------|-------|--------|--------|-------|-------|-------|-------|-------|-------|-------|-------|-------|-------|-------|
| CINERGY.HUB | 12.77 | 20.41 | 21.32 | 19.79 | 22.38 | 29.96 | 36.48 | 57.10 | 42.56 | 34.63 | 68.93 | 74.47 | 44.11 | 49.81 | 41.40 | 31.08 | 34.31 | 45.03 | 46.77 | 42.82 | 32.41 | 28.18 | 46.18 | 32.99 |
| FE.HUB | 13.09 | 20.78 | 21.74 | 19.89 | 21.44 | 30.64 | 36.79 | 58.58 | 43.69 | 36.02 | 70.79 | 76.76 | 46.47 | 51.07 | 42.52 | 31.95 | 35.30 | 41.33 | 48.09 | 43.90 | 33.21 | 28.88 | 47.15 | 33.66 |
| ILLINOIS.HUB | 12.39 | 19.83 | 20.56 | 19.06 | 20.42 | 28.70 | 35.11 | 54.28 | 41.27 | 32.91 | 67.13 | 72.28 | 40.63 | 48.66 | 40.50 | 30.42 | 33.55 | 44.00 | 46.01 | 42.18 | 31.96 | 27.83 | 45.66 | 32.64 |
| MICHIGAN.HUB | 13.34 | 21.05 | 21.96 | 20.42 | 23.11 | 30.94 | 37.60 | 58.71 | 44.13 | 36.67 | 71.67 | 77.67 | 47.93 | 51.73 | 43.08 | 32.30 | 35.58 | 46.89 | 48.11 | 44.13 | 33.59 | 29.38 | 47.93 | 34.29 |
| MINN.HUB | 46.01 | 21.11 | 21.63 | 19.98 | 22.76 | 30.65 | 36.72 | 56.78 | 60.32 | 80.13 | 87.72 | 115.54 | 154.96 | 53.25 | 47.64 | 32.60 | 35.61 | 45.03 | 48.35 | 44.84 | 34.12 | 29.71 | 49.02 | 35.30 |
| Forecasted(GW) | 64.2 | 62.2 | 61.3 | 60.9 | 61.4 | 63.7 | 68.6 | 74.0 | 75.6 | 75.3 | 74.7 | 73.9 | 73.1 | 72.3 | 71.5 | 70.8 | 70.8 | 73.1 | 76.7 | 77.3 | 76.1 | 74.1 | 70.4 | 66.1 |
| (RT) - (DA Load) | 0.21 | -1.17 | -1.44 | -1.90 | -1.93 | -1.46 | 0.58 | 2.46 | 4.79 | 3.71 | 3.81 | 3.85 | 4.52 | 4.81 | 4.86 | 4.59 | 3.91 | 3.04 | 3.45 | 3.77 | 3.31 | 3.14 | 1.04 | 0.69 |



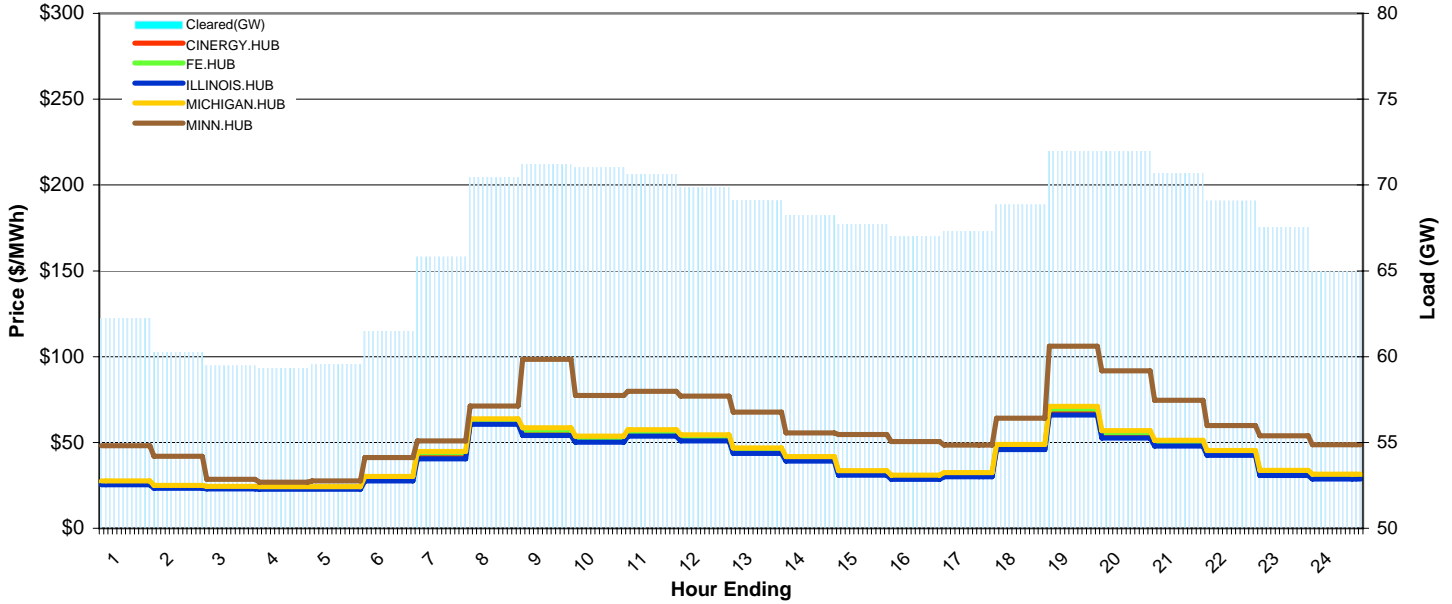
MISO Hub Report

Delivery Day: Friday, January 19, 2007

Price Color Codes: ≤0 ≥100 ≥200

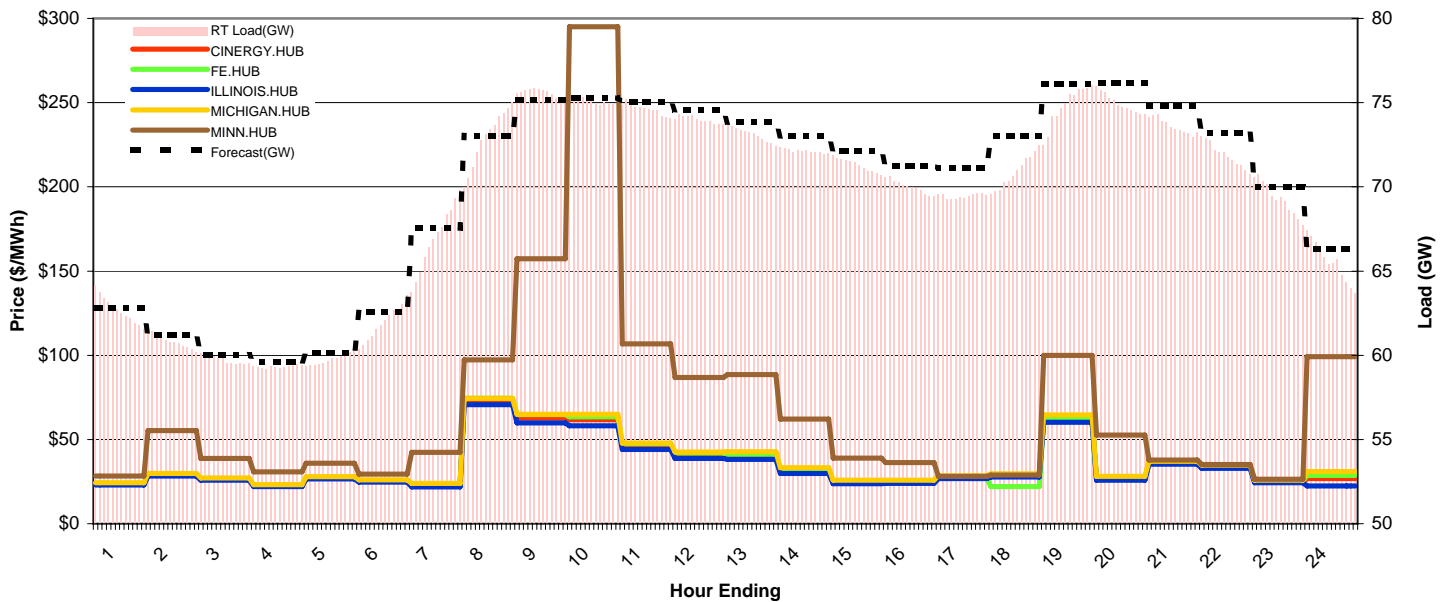
Day-Ahead Prices and Cleared Load

| | HE1 | HE2 | HE3 | HE4 | HE5 | HE6 | HE7 | HE8 | HE9 | HE10 | HE11 | HE12 | HE13 | HE14 | HE15 | HE16 | HE17 | HE18 | HE19 | HE20 | HE21 | HE22 | HE23 | HE24 |
|--------------|-------|-------|-------|-------|-------|-------|-------|-------|-------|-------|-------|-------|-------|-------|-------|-------|-------|-------|--------|-------|-------|-------|-------|-------|
| CINERGY.HUB | 26.55 | 24.20 | 23.64 | 23.54 | 23.55 | 29.15 | 42.96 | 61.51 | 55.70 | 51.40 | 55.00 | 52.19 | 44.74 | 40.06 | 32.00 | 29.49 | 30.92 | 46.92 | 67.82 | 54.23 | 49.11 | 43.40 | 32.16 | 29.98 |
| FE.HUB | 27.07 | 24.62 | 24.10 | 24.00 | 24.01 | 29.67 | 43.91 | 62.78 | 57.25 | 52.68 | 56.33 | 53.48 | 45.86 | 41.00 | 32.89 | 30.32 | 31.74 | 48.00 | 69.59 | 55.72 | 50.34 | 44.43 | 32.96 | 30.74 |
| ILLINOIS.HUB | 25.30 | 23.22 | 23.00 | 22.83 | 22.78 | 27.51 | 40.53 | 60.53 | 54.02 | 50.16 | 53.74 | 50.92 | 43.66 | 39.21 | 31.01 | 28.55 | 30.06 | 45.95 | 65.94 | 52.54 | 47.91 | 42.45 | 30.82 | 28.68 |
| MICHIGAN.HUB | 27.59 | 24.99 | 24.40 | 24.31 | 24.32 | 30.14 | 44.69 | 63.74 | 58.46 | 53.67 | 57.36 | 54.50 | 46.71 | 41.72 | 33.60 | 30.99 | 32.38 | 48.82 | 71.02 | 56.95 | 51.29 | 45.22 | 33.81 | 31.50 |
| MINN.HUB | 48.02 | 42.04 | 28.46 | 26.94 | 27.52 | 41.18 | 50.92 | 71.21 | 98.38 | 77.47 | 79.75 | 77.09 | 67.65 | 55.48 | 54.56 | 50.57 | 48.49 | 64.11 | 106.17 | 91.67 | 74.49 | 59.90 | 53.90 | 48.58 |
| Cleared(GW) | 62.2 | 60.3 | 59.5 | 59.3 | 59.5 | 61.5 | 65.8 | 70.4 | 71.2 | 71.0 | 70.6 | 69.9 | 69.1 | 68.3 | 67.7 | 67.0 | 67.3 | 68.8 | 72.0 | 72.0 | 70.7 | 69.1 | 67.5 | 65.0 |



Preliminary Real-Time Prices with Forecasted and Actual System Load

| | HE1 | HE2 | HE3 | HE4 | HE5 | HE6 | HE7 | HE8 | HE9 | HE10 | HE11 | HE12 | HE13 | HE14 | HE15 | HE16 | HE17 | HE18 | HE19 | HE20 | HE21 | HE22 | HE23 | HE24 |
|------------------|-------|-------|-------|-------|-------|-------|-------|-------|--------|--------|--------|-------|-------|-------|-------|-------|-------|-------|-------|-------|-------|-------|-------|-------|
| CINERGY.HUB | 23.42 | 28.78 | 26.35 | 22.44 | 27.14 | 25.20 | 22.92 | 72.87 | 62.79 | 61.69 | 45.79 | 40.40 | 40.17 | 31.24 | 24.46 | 24.47 | 27.24 | 28.35 | 61.84 | 26.81 | 35.86 | 33.55 | 24.81 | 26.85 |
| FE.HUB | 23.88 | 29.38 | 26.86 | 22.88 | 27.61 | 25.72 | 22.59 | 74.55 | 64.77 | 63.51 | 47.44 | 41.93 | 41.19 | 31.84 | 25.01 | 25.31 | 27.14 | 21.98 | 62.15 | 26.12 | 36.19 | 34.23 | 25.31 | 28.63 |
| ILLINOIS.HUB | 23.07 | 28.24 | 25.88 | 22.02 | 26.52 | 24.62 | 21.81 | 70.67 | 59.90 | 58.16 | 44.03 | 38.68 | 38.26 | 29.92 | 23.74 | 23.85 | 26.74 | 27.81 | 60.16 | 25.79 | 35.26 | 32.96 | 24.26 | 22.43 |
| MICHIGAN.HUB | 24.24 | 29.90 | 27.25 | 23.21 | 27.96 | 25.94 | 23.92 | 74.54 | 65.06 | 64.98 | 47.80 | 42.47 | 42.67 | 33.32 | 25.87 | 25.78 | 28.56 | 29.59 | 64.53 | 28.11 | 37.07 | 34.82 | 25.79 | 30.98 |
| MINN.HUB | 28.35 | 55.21 | 38.80 | 30.73 | 35.90 | 29.44 | 42.34 | 97.23 | 157.36 | 295.06 | 106.71 | 86.75 | 88.52 | 62.11 | 39.00 | 36.37 | 28.08 | 28.96 | 99.96 | 52.68 | 37.76 | 35.15 | 26.40 | 99.26 |
| Forecasted(GW) | 62.8 | 61.2 | 60.0 | 59.6 | 60.1 | 62.6 | 67.5 | 73.1 | 75.2 | 75.3 | 75.1 | 74.6 | 73.8 | 73.0 | 72.1 | 71.2 | 71.1 | 73.0 | 76.1 | 76.1 | 74.8 | 73.2 | 70.0 | 66.3 |
| (RT) - (DA Load) | 0.47 | 0.58 | 0.27 | -0.01 | 0.20 | 0.42 | 1.12 | 2.47 | 4.35 | 4.03 | 3.99 | 4.12 | 4.02 | 3.87 | 3.58 | 3.00 | 2.13 | 2.04 | 2.86 | 2.97 | 2.92 | 2.82 | 1.79 | 0.58 |



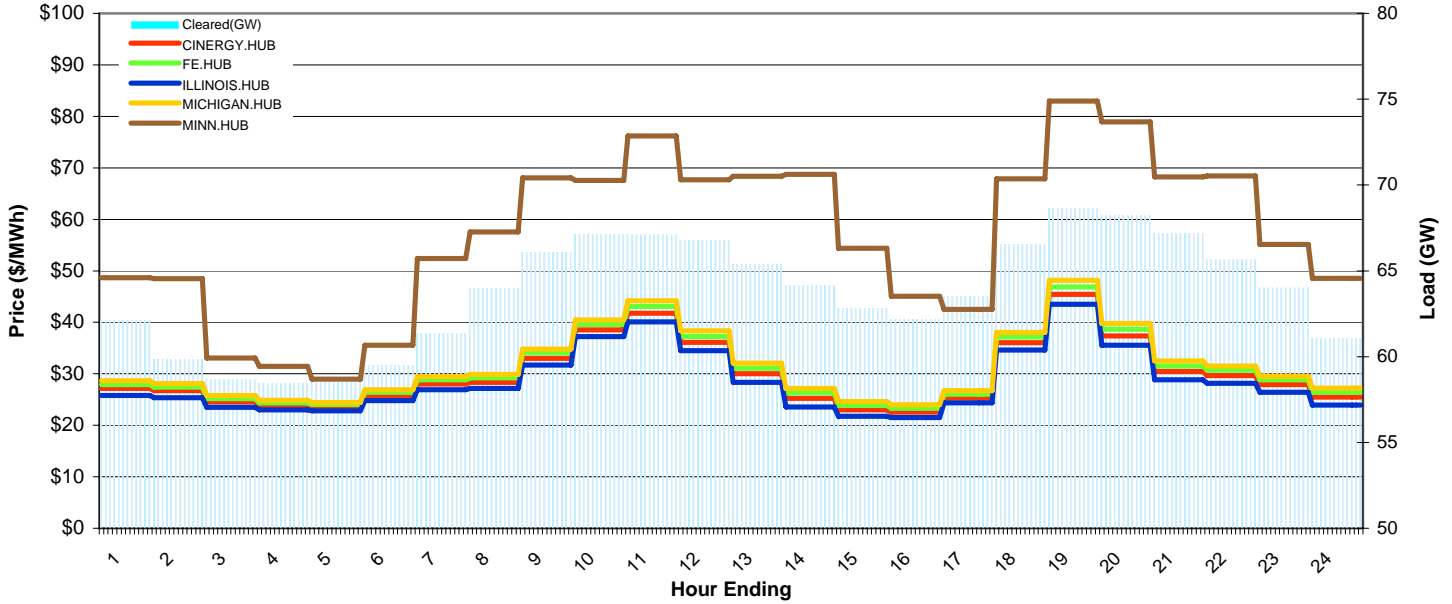
MISO Hub Report

Delivery Day: Saturday, January 20, 2007

Price Color Codes: ≤0 ≥100 ≥200

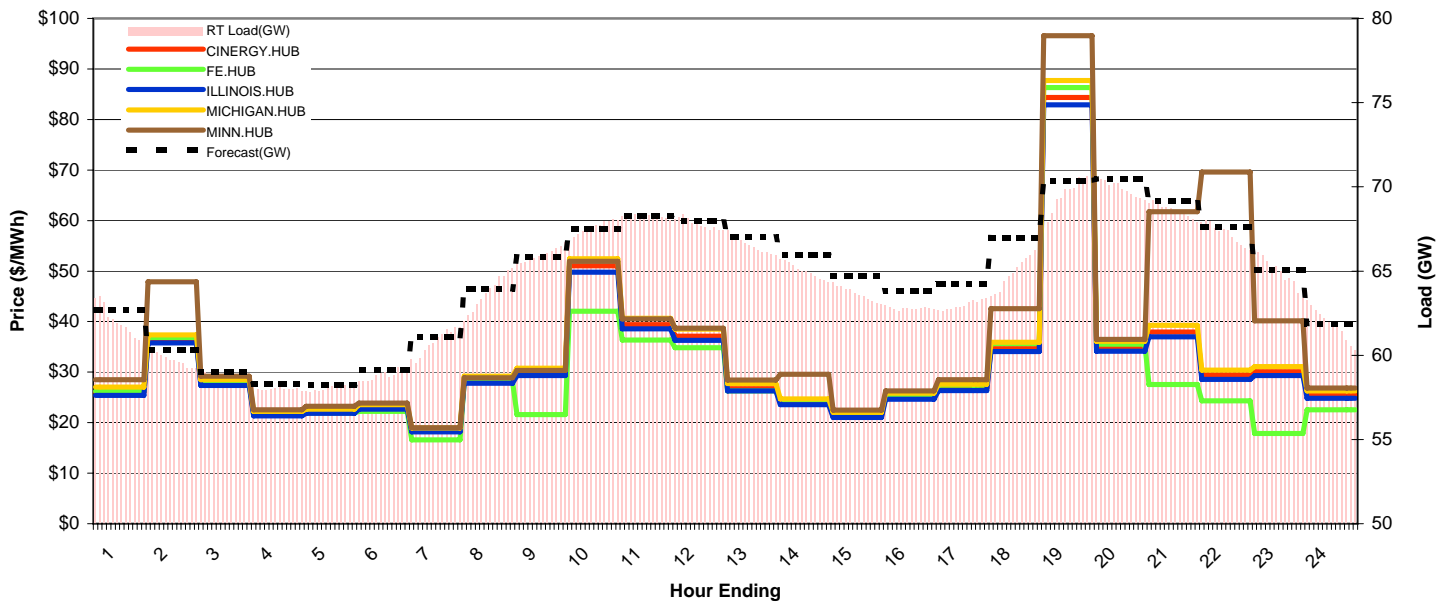
Day-Ahead Prices and Cleared Load

| | HE1 | HE2 | HE3 | HE4 | HE5 | HE6 | HE7 | HE8 | HE9 | HE10 | HE11 | HE12 | HE13 | HE14 | HE15 | HE16 | HE17 | HE18 | HE19 | HE20 | HE21 | HE22 | HE23 | HE24 | |
|--------------|-------|-------|-------|-------|-------|-------|-------|-------|-------|-------|-------|-------|-------|-------|-------|-------|-------|-------|-------|-------|-------|-------|-------|-------|-------|
| CINERGY.HUB | 27.16 | 26.70 | 24.54 | 23.83 | 23.48 | 25.74 | 28.00 | 28.34 | 33.01 | 38.53 | 41.79 | 36.10 | 30.01 | 25.22 | 23.02 | 22.55 | 25.31 | 36.06 | 45.44 | 37.36 | 30.45 | 29.64 | 27.92 | 25.51 | |
| FE.HUB | 27.88 | 27.42 | 25.14 | 24.38 | 24.04 | 26.41 | 28.83 | 29.24 | 34.04 | 39.62 | 43.07 | 37.25 | 31.10 | 26.26 | 23.88 | 23.30 | 26.05 | 37.16 | 46.85 | 38.64 | 31.54 | 30.68 | 28.86 | 26.42 | |
| ILLINOIS.HUB | 25.82 | 25.37 | 23.52 | 23.01 | 22.78 | 24.78 | 26.94 | 29.47 | 29.92 | 31.67 | 37.24 | 40.11 | 34.49 | 28.36 | 23.53 | 21.73 | 21.49 | 24.35 | 34.63 | 43.51 | 35.53 | 28.83 | 28.17 | 26.40 | 23.94 |
| MICHIGAN.HUB | 28.64 | 28.08 | 25.78 | 24.88 | 24.44 | 26.94 | 29.47 | 29.92 | 34.80 | 40.46 | 44.18 | 38.32 | 32.06 | 27.15 | 24.61 | 23.97 | 26.73 | 38.03 | 48.14 | 39.75 | 32.50 | 31.48 | 29.55 | 27.23 | |
| MINN.HUB | 48.65 | 48.46 | 33.04 | 31.43 | 28.95 | 35.56 | 52.41 | 57.53 | 68.04 | 67.58 | 76.18 | 67.67 | 68.35 | 68.74 | 54.37 | 45.07 | 42.48 | 67.86 | 83.00 | 78.94 | 68.22 | 68.42 | 55.15 | 48.56 | |
| Cleared(GW) | 62.1 | 59.9 | 58.7 | 58.4 | 58.5 | 59.5 | 61.4 | 64.0 | 66.1 | 67.1 | 67.1 | 66.8 | 65.4 | 64.1 | 62.8 | 62.2 | 63.5 | 66.6 | 68.6 | 68.2 | 67.2 | 65.6 | 64.0 | 61.1 | |



Preliminary Real-Time Prices with Forecasted and Actual System Load

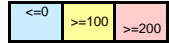
| | HE1 | HE2 | HE3 | HE4 | HE5 | HE6 | HE7 | HE8 | HE9 | HE10 | HE11 | HE12 | HE13 | HE14 | HE15 | HE16 | HE17 | HE18 | HE19 | HE20 | HE21 | HE22 | HE23 | HE24 |
|------------------|-------|-------|-------|-------|-------|-------|-------|-------|-------|-------|-------|-------|-------|-------|-------|-------|-------|-------|-------|-------|-------|-------|-------|-------|
| CINERGY.HUB | 26.00 | 36.35 | 27.77 | 21.63 | 22.16 | 22.99 | 18.50 | 28.52 | 30.11 | 51.02 | 39.39 | 37.11 | 26.71 | 23.88 | 21.36 | 25.04 | 26.77 | 34.66 | 84.33 | 34.75 | 37.94 | 29.44 | 30.10 | 25.47 |
| FE.HUB | 26.25 | 36.87 | 28.22 | 21.92 | 21.92 | 22.20 | 16.57 | 28.13 | 21.61 | 42.04 | 36.38 | 34.84 | 26.31 | 24.50 | 21.86 | 25.60 | 27.44 | 35.64 | 86.33 | 35.51 | 27.58 | 24.35 | 17.85 | 22.55 |
| ILLINOIS.HUB | 25.39 | 35.78 | 27.37 | 21.33 | 21.87 | 22.66 | 18.16 | 27.81 | 29.35 | 49.80 | 38.56 | 36.31 | 26.30 | 23.55 | 21.05 | 24.61 | 26.33 | 34.05 | 82.93 | 34.16 | 37.00 | 28.56 | 29.34 | 24.85 |
| MICHIGAN.HUB | 27.02 | 37.35 | 28.52 | 22.20 | 22.70 | 23.53 | 18.92 | 29.21 | 30.75 | 52.41 | 40.64 | 38.53 | 27.73 | 24.73 | 22.06 | 25.81 | 27.61 | 35.88 | 87.74 | 36.12 | 39.29 | 30.41 | 31.08 | 26.31 |
| MINN.HUB | 28.50 | 47.85 | 29.20 | 22.56 | 23.22 | 23.90 | 18.99 | 28.88 | 30.35 | 51.90 | 40.53 | 38.67 | 28.42 | 29.57 | 22.51 | 26.30 | 28.47 | 42.53 | 96.60 | 36.51 | 61.73 | 69.62 | 40.16 | 26.87 |
| Forecasted(GW) | 62.7 | 60.3 | 59.0 | 58.3 | 58.2 | 59.1 | 61.1 | 63.9 | 65.8 | 67.5 | 68.3 | 68.0 | 67.0 | 65.9 | 64.7 | 63.8 | 64.2 | 67.0 | 70.3 | 70.5 | 69.2 | 67.6 | 65.0 | 61.9 |
| (RT) - (DA Load) | -0.12 | -0.11 | -0.17 | -0.45 | -0.45 | -0.67 | -0.58 | -0.25 | -0.11 | 0.46 | 1.16 | 1.03 | 1.15 | 0.88 | 0.81 | 0.60 | -0.54 | -1.50 | 0.87 | 1.68 | 1.44 | 1.58 | 0.97 | 0.78 |



MISO Hub Report

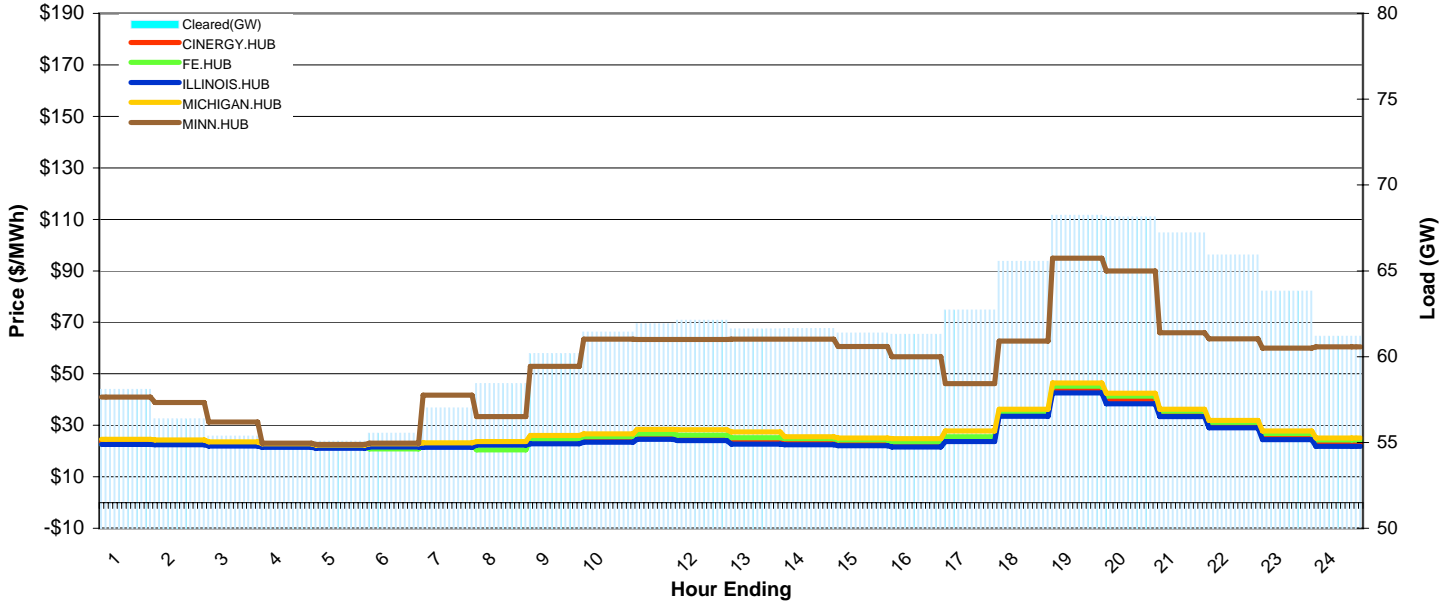
Delivery Day: Sunday, January 21, 2007

Price Color Codes:



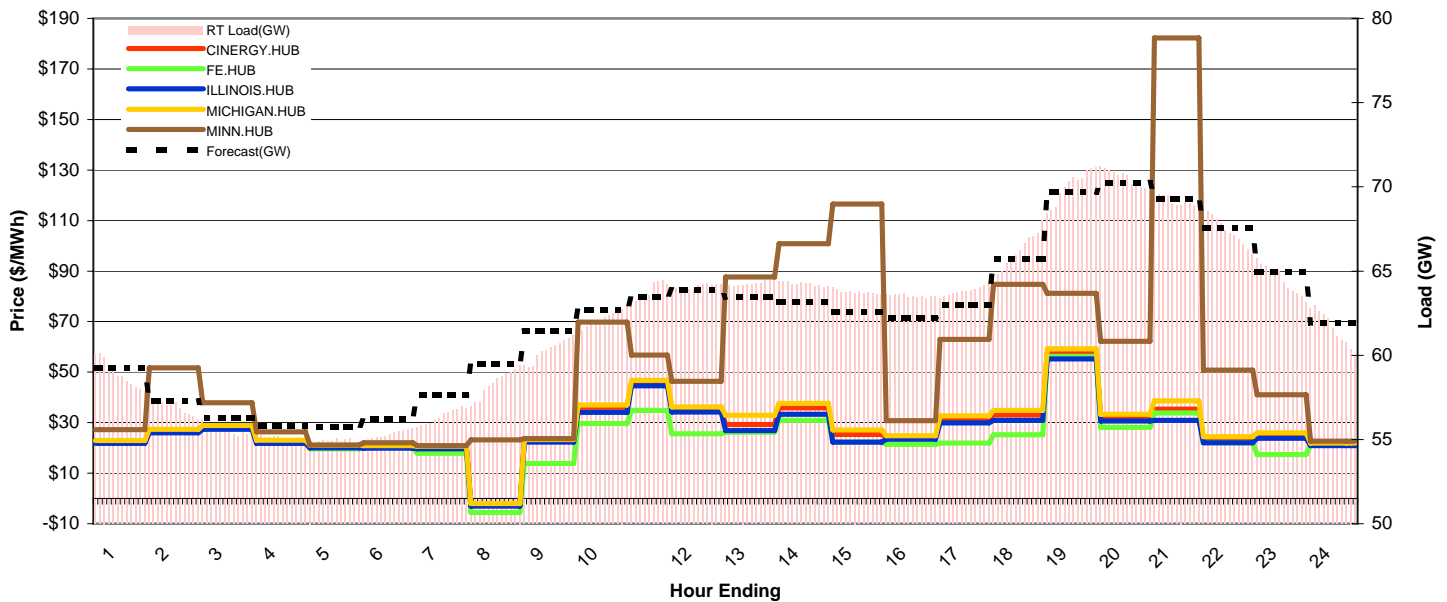
Day-Ahead Prices and Cleared Load

| | HE1 | HE2 | HE3 | HE4 | HE5 | HE6 | HE7 | HE8 | HE9 | HE10 | HE11 | HE12 | HE13 | HE14 | HE15 | HE16 | HE17 | HE18 | HE19 | HE20 | HE21 | HE22 | HE23 | HE24 |
|--------------|-------|-------|-------|-------|-------|-------|-------|-------|-------|-------|-------|-------|-------|-------|-------|-------|-------|-------|-------|-------|-------|-------|-------|-------|
| CINERGY.HUB | 23.50 | 23.26 | 22.59 | 22.00 | 21.55 | 22.04 | 22.12 | 22.80 | 23.85 | 24.72 | 25.88 | 25.50 | 24.16 | 23.81 | 23.36 | 22.69 | 24.76 | 34.52 | 44.11 | 40.01 | 34.46 | 30.16 | 26.02 | 23.36 |
| FE.HUB | 22.58 | 23.25 | 23.06 | 22.46 | 22.00 | 20.83 | 22.46 | 20.47 | 24.51 | 25.60 | 26.61 | 26.22 | 25.13 | 24.76 | 24.27 | 23.54 | 25.54 | 35.32 | 45.14 | 41.36 | 35.46 | 31.11 | 26.79 | 24.33 |
| ILLINOIS.HUB | 22.59 | 22.40 | 21.91 | 21.51 | 21.07 | 21.55 | 21.41 | 22.28 | 22.77 | 23.48 | 24.55 | 24.09 | 22.72 | 22.45 | 22.11 | 21.53 | 23.71 | 33.48 | 42.54 | 38.34 | 33.35 | 29.06 | 24.43 | 21.83 |
| MICHIGAN.HUB | 24.61 | 24.33 | 23.51 | 22.76 | 22.29 | 22.79 | 23.22 | 23.74 | 25.99 | 26.69 | 28.43 | 28.23 | 27.45 | 25.52 | 25.05 | 24.79 | 27.75 | 36.20 | 46.47 | 42.42 | 36.24 | 31.84 | 27.77 | 25.05 |
| MINN.HUB | 40.91 | 38.80 | 31.33 | 23.04 | 22.56 | 23.07 | 41.77 | 33.40 | 52.92 | 63.48 | 63.31 | 63.30 | 63.41 | 63.49 | 60.56 | 56.61 | 46.21 | 62.77 | 94.95 | 90.00 | 65.92 | 63.54 | 59.92 | 60.48 |
| Cleared(GW) | 58.1 | 56.4 | 55.4 | 54.9 | 55.1 | 55.5 | 57.0 | 58.4 | 60.2 | 61.4 | 61.9 | 62.1 | 61.6 | 61.4 | 61.3 | 62.7 | 65.6 | 68.2 | 68.1 | 67.2 | 65.9 | 63.8 | 61.2 | |



Preliminary Real-Time Prices with Forecasted and Actual System Load

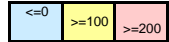
| | HE1 | HE2 | HE3 | HE4 | HE5 | HE6 | HE7 | HE8 | HE9 | HE10 | HE11 | HE12 | HE13 | HE14 | HE15 | HE16 | HE17 | HE18 | HE19 | HE20 | HE21 | HE22 | HE23 | HE24 |
|------------------|-------|-------|-------|-------|-------|-------|-------|-------|-------|-------|-------|-------|-------|--------|--------|-------|-------|-------|-------|-------|--------|-------|-------|-------|
| CINERGY.HUB | 22.24 | 26.55 | 28.08 | 22.41 | 20.49 | 20.42 | 20.21 | -2.32 | 22.97 | 36.05 | 45.87 | 35.34 | 29.29 | 35.91 | 25.38 | 24.23 | 31.46 | 33.02 | 57.25 | 31.96 | 35.31 | 23.21 | 24.84 | 21.30 |
| FE.HUB | 22.28 | 27.04 | 28.03 | 22.56 | 19.64 | 20.45 | 17.92 | -5.52 | 13.77 | 29.65 | 34.83 | 25.60 | 26.17 | 30.95 | 22.36 | 21.47 | 21.87 | 25.26 | 56.23 | 28.14 | 33.81 | 22.06 | 17.34 | 21.32 |
| ILLINOIS.HUB | 21.80 | 25.93 | 27.41 | 21.84 | 20.03 | 19.86 | 19.67 | -3.00 | 22.30 | 34.07 | 44.54 | 34.15 | 26.84 | 33.28 | 22.34 | 23.41 | 29.87 | 30.86 | 55.29 | 30.61 | 30.88 | 22.01 | 23.87 | 20.85 |
| MICHIGAN.HUB | 22.98 | 27.37 | 28.90 | 23.05 | 21.05 | 20.90 | 20.63 | -2.03 | 23.27 | 36.99 | 46.77 | 36.25 | 32.89 | 37.61 | 27.15 | 24.87 | 32.67 | 34.81 | 59.30 | 33.36 | 38.66 | 24.46 | 25.96 | 21.98 |
| MINN.HUB | 27.25 | 51.65 | 37.86 | 26.36 | 21.16 | 22.09 | 20.86 | 23.23 | 23.63 | 69.77 | 56.73 | 46.37 | 87.62 | 100.82 | 116.52 | 30.83 | 63.00 | 84.74 | 81.20 | 62.22 | 182.31 | 50.77 | 41.10 | 22.70 |
| Forecasted(GW) | 59.3 | 57.3 | 56.3 | 55.8 | 55.7 | 56.2 | 57.6 | 59.5 | 61.4 | 62.7 | 63.5 | 63.9 | 63.5 | 63.2 | 62.6 | 62.2 | 63.0 | 65.7 | 69.7 | 70.3 | 69.3 | 67.6 | 65.0 | 61.9 |
| (RT) - (DA Load) | 0.79 | 0.59 | 0.29 | 0.10 | -0.23 | -0.25 | -0.66 | -0.13 | 0.10 | 0.72 | 1.85 | 1.96 | 2.63 | 2.60 | 2.37 | 2.23 | 1.08 | 0.58 | 1.80 | 2.37 | 1.93 | 1.48 | 0.67 | 0.42 |



MISO Hub Report

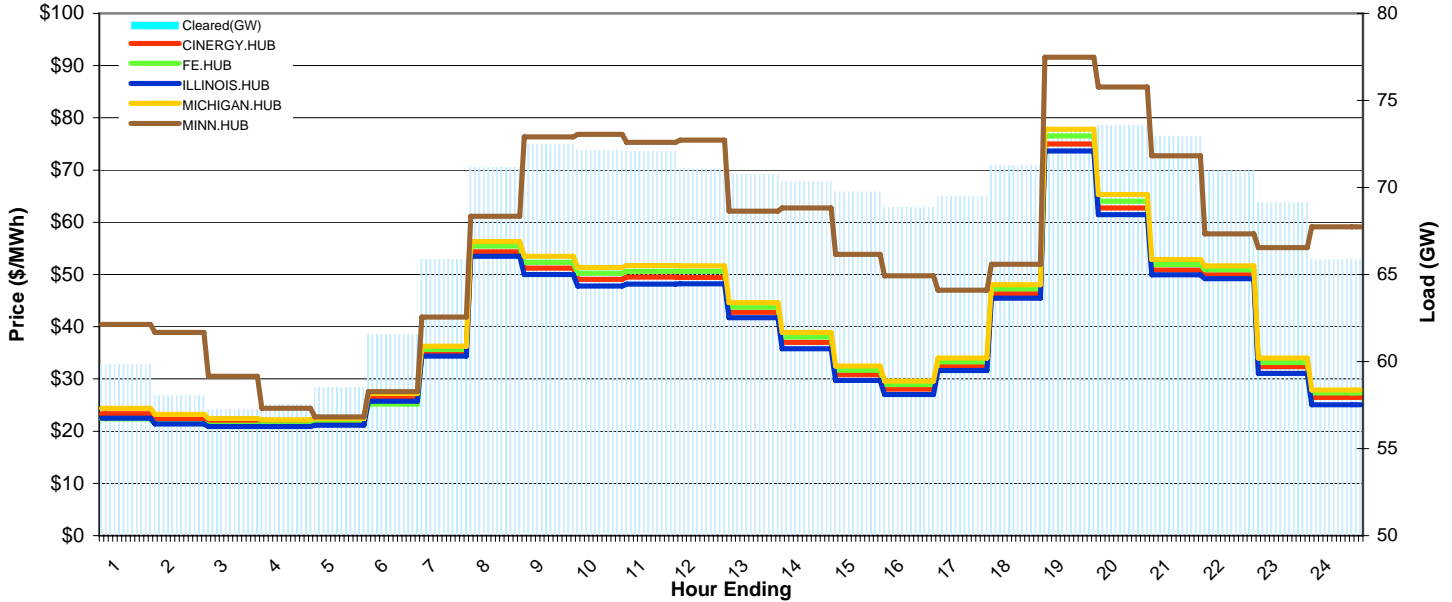
Delivery Day: Monday, January 22, 2007

Price Color Codes:



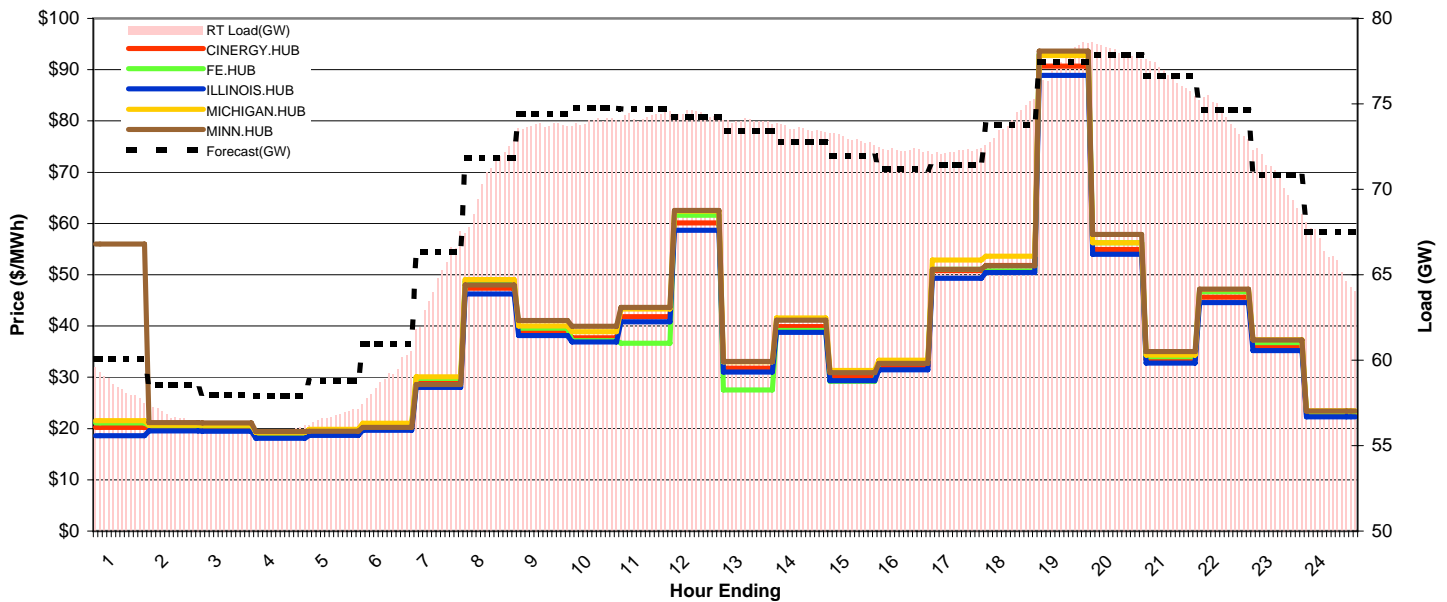
Day-Ahead Prices and Cleared Load

| | HE1 | HE2 | HE3 | HE4 | HE5 | HE6 | HE7 | HE8 | HE9 | HE10 | HE11 | HE12 | HE13 | HE14 | HE15 | HE16 | HE17 | HE18 | HE19 | HE20 | HE21 | HE22 | HE23 | HE24 |
|--------------|-------|-------|-------|-------|-------|-------|-------|-------|-------|-------|-------|-------|-------|-------|-------|-------|-------|-------|-------|-------|-------|-------|-------|-------|
| CINERGY.HUB | 23.36 | 22.22 | 21.53 | 21.44 | 21.65 | 26.32 | 34.97 | 54.35 | 51.22 | 49.11 | 49.48 | 49.47 | 42.74 | 36.99 | 30.80 | 28.08 | 32.53 | 46.30 | 75.00 | 62.75 | 50.88 | 49.93 | 32.37 | 26.44 |
| FE.HUB | 22.36 | 21.42 | 21.15 | 21.23 | 22.11 | 25.18 | 35.68 | 55.44 | 52.35 | 50.26 | 50.64 | 50.63 | 43.78 | 38.03 | 31.67 | 28.91 | 33.27 | 47.25 | 76.54 | 64.06 | 51.91 | 50.90 | 33.17 | 27.33 |
| ILLINOIS.HUB | 22.49 | 21.38 | 20.87 | 20.92 | 21.17 | 25.74 | 34.37 | 53.52 | 49.99 | 47.79 | 48.19 | 48.20 | 41.72 | 35.78 | 29.69 | 27.04 | 31.64 | 45.46 | 73.67 | 61.47 | 49.91 | 49.19 | 31.05 | 25.06 |
| MICHIGAN.HUB | 24.41 | 23.24 | 22.40 | 22.21 | 22.40 | 27.22 | 36.27 | 56.29 | 53.49 | 51.35 | 51.69 | 51.68 | 44.58 | 38.88 | 32.46 | 29.61 | 34.02 | 48.05 | 77.84 | 65.29 | 52.87 | 51.68 | 34.01 | 27.90 |
| MINN.HUB | 40.43 | 38.93 | 30.49 | 24.37 | 22.72 | 27.55 | 41.87 | 61.17 | 76.32 | 76.81 | 75.32 | 75.72 | 62.15 | 62.77 | 53.85 | 49.74 | 47.00 | 51.99 | 91.63 | 85.89 | 72.72 | 57.76 | 55.15 | 59.16 |
| Cleared(GW) | 59.8 | 58.0 | 57.3 | 57.5 | 58.5 | 61.6 | 65.9 | 71.2 | 72.5 | 72.1 | 72.1 | 71.1 | 70.7 | 70.3 | 69.7 | 68.8 | 69.5 | 71.3 | 73.3 | 73.6 | 72.9 | 71.0 | 69.1 | 65.9 |



Preliminary Real-Time Prices with Forecasted and Actual System Load

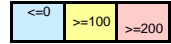
| | HE1 | HE2 | HE3 | HE4 | HE5 | HE6 | HE7 | HE8 | HE9 | HE10 | HE11 | HE12 | HE13 | HE14 | HE15 | HE16 | HE17 | HE18 | HE19 | HE20 | HE21 | HE22 | HE23 | HE24 |
|------------------|-------|-------|-------|-------|-------|-------|-------|-------|-------|-------|-------|-------|-------|-------|-------|-------|-------|-------|-------|-------|-------|-------|-------|-------|
| CINERGY.HUB | 20.22 | 20.12 | 20.10 | 18.68 | 19.26 | 20.32 | 28.95 | 47.38 | 38.90 | 37.69 | 41.81 | 60.11 | 31.78 | 39.87 | 30.13 | 32.17 | 50.84 | 51.81 | 90.68 | 54.95 | 33.43 | 45.65 | 36.05 | 22.76 |
| FE.HUB | 21.09 | 20.53 | 20.51 | 19.09 | 19.70 | 20.84 | 29.78 | 48.68 | 39.60 | 37.14 | 36.63 | 61.61 | 27.53 | 39.12 | 29.21 | 33.04 | 51.05 | 50.78 | 92.98 | 56.26 | 34.02 | 46.70 | 36.75 | 23.19 |
| ILLINOIS.HUB | 18.62 | 19.54 | 19.50 | 18.13 | 18.67 | 19.69 | 28.04 | 46.24 | 38.15 | 36.87 | 40.82 | 58.67 | 31.02 | 38.79 | 29.36 | 31.43 | 49.31 | 50.41 | 88.92 | 54.01 | 32.76 | 44.57 | 35.21 | 22.27 |
| MICHIGAN.HUB | 21.53 | 20.67 | 20.67 | 19.24 | 19.88 | 21.03 | 30.07 | 49.04 | 40.02 | 38.87 | 43.29 | 62.43 | 33.00 | 41.60 | 31.34 | 33.35 | 52.89 | 53.64 | 92.75 | 56.24 | 34.32 | 47.15 | 37.33 | 23.44 |
| MINN.HUB | 56.00 | 21.14 | 21.09 | 19.40 | 19.49 | 20.21 | 28.58 | 48.00 | 41.10 | 39.94 | 43.66 | 62.56 | 33.11 | 41.16 | 30.87 | 32.74 | 51.07 | 51.77 | 93.61 | 57.86 | 35.02 | 47.20 | 37.26 | 23.43 |
| Forecasted(GW) | 60.1 | 58.5 | 57.9 | 57.9 | 58.8 | 61.0 | 66.3 | 71.8 | 74.4 | 74.8 | 74.7 | 74.2 | 73.4 | 72.7 | 71.9 | 71.2 | 71.4 | 73.8 | 77.5 | 77.9 | 76.7 | 74.6 | 70.8 | 67.5 |
| (RT) - (DA Load) | -1.40 | -1.25 | -1.22 | -1.61 | -1.78 | -2.58 | -1.30 | -0.61 | 1.25 | 1.83 | 2.19 | 3.31 | 3.23 | 3.22 | 3.19 | 3.45 | 2.71 | 2.67 | 4.17 | 4.52 | 3.66 | 3.34 | 1.54 | 0.22 |



MISO Hub Report

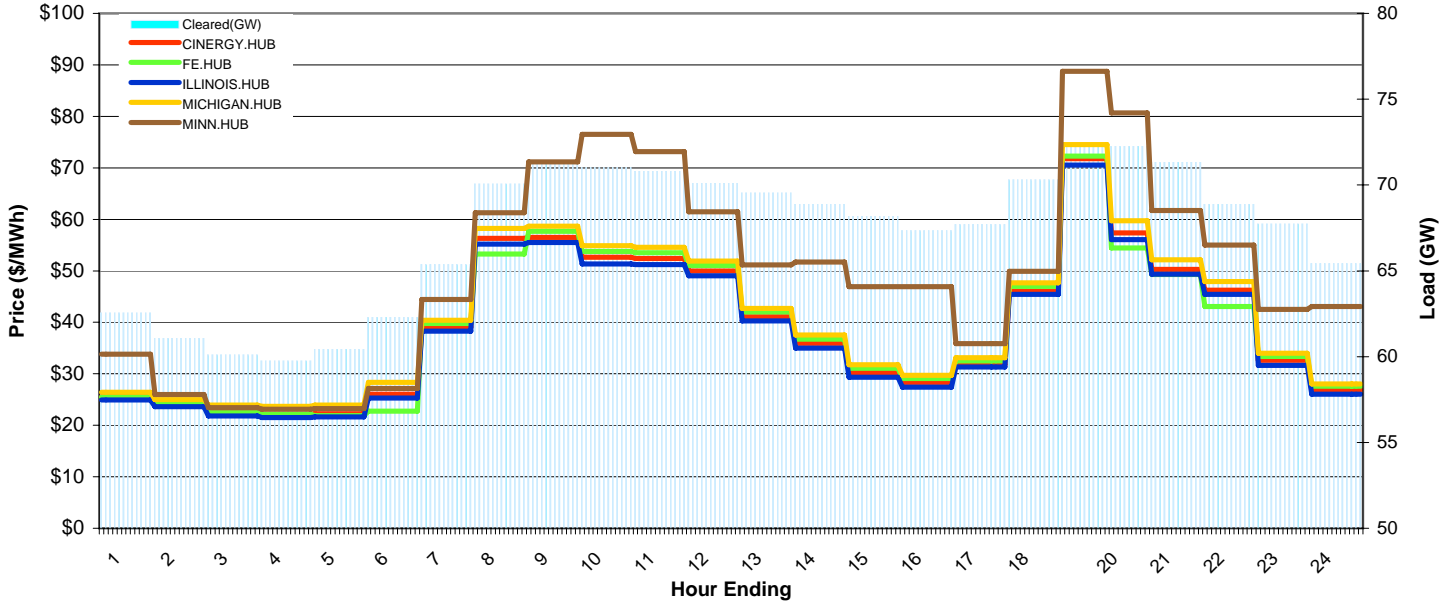
Delivery Day: Tuesday, January 23, 2007

Price Color Codes:



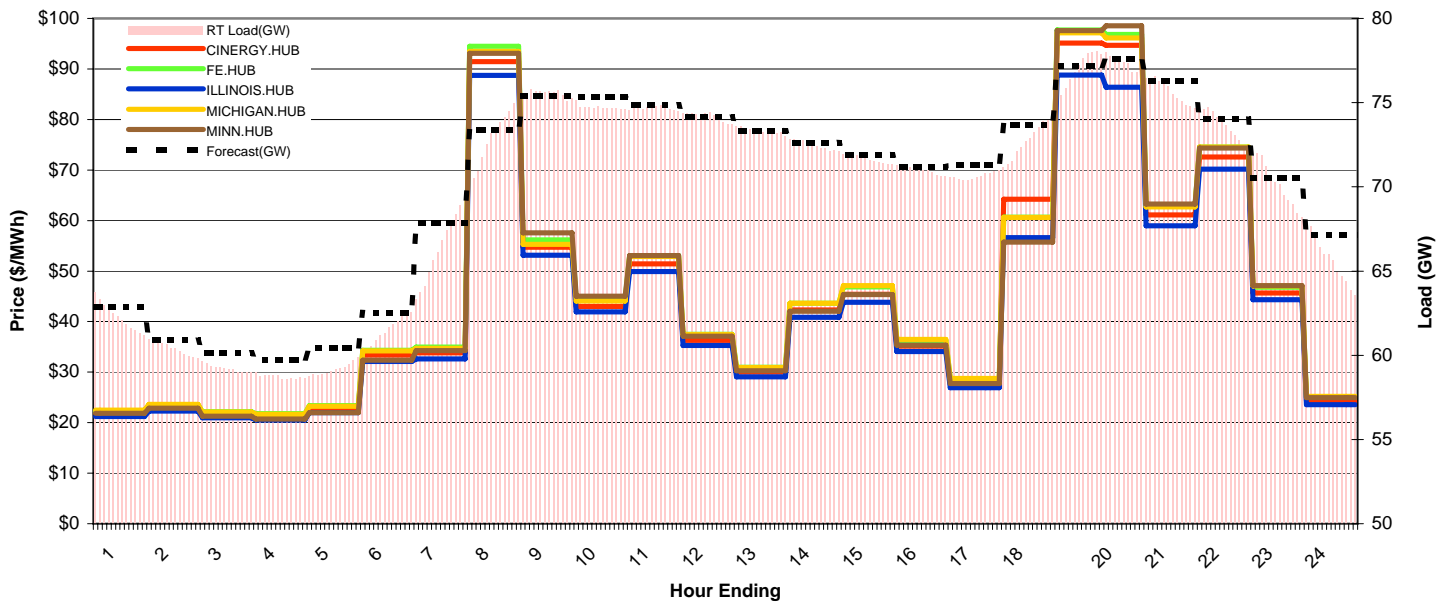
Day-Ahead Prices and Cleared Load

| | HE1 | HE2 | HE3 | HE4 | HE5 | HE6 | HE7 | HE8 | HE9 | HE10 | HE11 | HE12 | HE13 | HE14 | HE15 | HE16 | HE17 | HE18 | HE19 | HE20 | HE21 | HE22 | HE23 | HE24 |
|--------------|-------|-------|-------|-------|-------|-------|-------|-------|-------|-------|-------|-------|-------|-------|-------|-------|-------|-------|-------|-------|-------|-------|-------|-------|
| CINERGY.HUB | 25.56 | 24.17 | 22.42 | 22.12 | 22.24 | 26.04 | 39.00 | 56.30 | 56.52 | 52.62 | 52.38 | 49.97 | 41.10 | 35.92 | 30.27 | 28.31 | 31.77 | 46.07 | 71.80 | 57.34 | 50.26 | 46.22 | 32.64 | 26.93 |
| FE.HUB | 25.51 | 24.05 | 22.42 | 22.13 | 21.90 | 22.74 | 39.79 | 53.26 | 57.65 | 53.77 | 53.51 | 51.00 | 42.00 | 36.73 | 31.05 | 29.09 | 32.51 | 46.98 | 72.28 | 54.43 | 49.31 | 43.08 | 33.38 | 27.57 |
| ILLINOIS.HUB | 24.93 | 23.60 | 21.82 | 21.52 | 21.63 | 25.30 | 38.28 | 55.21 | 55.48 | 51.35 | 51.19 | 49.05 | 40.30 | 35.01 | 29.34 | 27.40 | 31.33 | 45.41 | 70.52 | 56.08 | 49.37 | 45.44 | 31.62 | 26.05 |
| MICHIGAN.HUB | 26.39 | 25.00 | 23.93 | 23.70 | 23.94 | 28.31 | 40.40 | 58.25 | 58.65 | 54.90 | 54.59 | 51.88 | 42.71 | 37.52 | 31.76 | 29.73 | 33.10 | 47.66 | 74.54 | 59.74 | 52.16 | 47.92 | 34.01 | 28.02 |
| MINN.HUB | 33.84 | 26.00 | 23.43 | 23.11 | 23.24 | 27.18 | 44.44 | 61.31 | 71.14 | 76.53 | 73.13 | 61.47 | 51.18 | 51.70 | 46.93 | 46.93 | 35.89 | 49.88 | 88.73 | 80.68 | 61.70 | 55.00 | 42.53 | 43.06 |
| Cleared(GW) | 62.6 | 61.1 | 60.1 | 59.8 | 60.4 | 62.3 | 65.4 | 70.1 | 71.2 | 71.0 | 70.8 | 70.1 | 69.5 | 68.9 | 68.2 | 67.3 | 67.7 | 70.3 | 72.3 | 72.3 | 71.3 | 68.9 | 67.7 | 65.4 |



Preliminary Real-Time Prices with Forecasted and Actual System Load

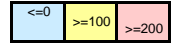
| | HE1 | HE2 | HE3 | HE4 | HE5 | HE6 | HE7 | HE8 | HE9 | HE10 | HE11 | HE12 | HE13 | HE14 | HE15 | HE16 | HE17 | HE18 | HE19 | HE20 | HE21 | HE22 | HE23 | HE24 |
|------------------|-------|-------|-------|-------|-------|-------|-------|-------|-------|-------|-------|-------|-------|-------|-------|-------|-------|-------|-------|-------|-------|-------|-------|-------|
| CINERGY.HUB | 21.89 | 23.15 | 21.73 | 21.31 | 22.85 | 33.39 | 33.85 | 91.45 | 54.70 | 43.03 | 51.44 | 36.31 | 29.99 | 42.28 | 45.39 | 35.13 | 27.69 | 64.19 | 95.11 | 94.65 | 61.09 | 72.57 | 45.66 | 24.33 |
| FE.HUB | 22.32 | 23.56 | 22.18 | 21.76 | 23.40 | 34.33 | 34.93 | 94.52 | 56.16 | 44.32 | 53.07 | 37.51 | 30.96 | 43.63 | 46.85 | 36.26 | 28.66 | 60.64 | 97.73 | 96.84 | 63.03 | 74.57 | 46.83 | 24.99 |
| ILLINOIS.HUB | 21.21 | 22.31 | 20.94 | 20.52 | 21.99 | 32.11 | 32.62 | 88.75 | 53.14 | 41.93 | 49.89 | 35.25 | 29.06 | 40.82 | 43.85 | 34.06 | 26.91 | 56.60 | 88.76 | 86.41 | 58.96 | 70.20 | 44.34 | 23.56 |
| MICHIGAN.HUB | 22.47 | 23.65 | 22.12 | 21.64 | 23.26 | 34.21 | 34.68 | 93.46 | 55.31 | 44.05 | 52.90 | 37.43 | 30.93 | 43.66 | 47.14 | 36.46 | 28.78 | 60.60 | 97.15 | 96.13 | 62.68 | 74.57 | 47.06 | 25.18 |
| MINN.HUB | 21.87 | 22.86 | 21.31 | 20.68 | 21.95 | 32.36 | 34.29 | 93.07 | 57.58 | 45.04 | 53.07 | 37.14 | 30.27 | 42.05 | 45.33 | 35.31 | 27.75 | 55.75 | 97.61 | 98.56 | 63.24 | 74.36 | 47.10 | 24.98 |
| Forecasted(GW) | 62.9 | 60.9 | 60.1 | 59.7 | 60.4 | 62.5 | 67.9 | 73.4 | 75.4 | 75.3 | 74.9 | 74.1 | 73.3 | 72.6 | 71.9 | 71.2 | 71.3 | 73.7 | 77.2 | 77.6 | 76.3 | 74.0 | 70.5 | 67.2 |
| (RT) - (DA Load) | -0.30 | -0.65 | -0.88 | -1.02 | -1.26 | -0.87 | 1.04 | 2.84 | 4.32 | 3.72 | 3.87 | 4.08 | 3.75 | 3.61 | 3.49 | 3.64 | 2.94 | 2.46 | 4.68 | 5.05 | 4.32 | 4.77 | 2.45 | 0.26 |



MISO Hub Report

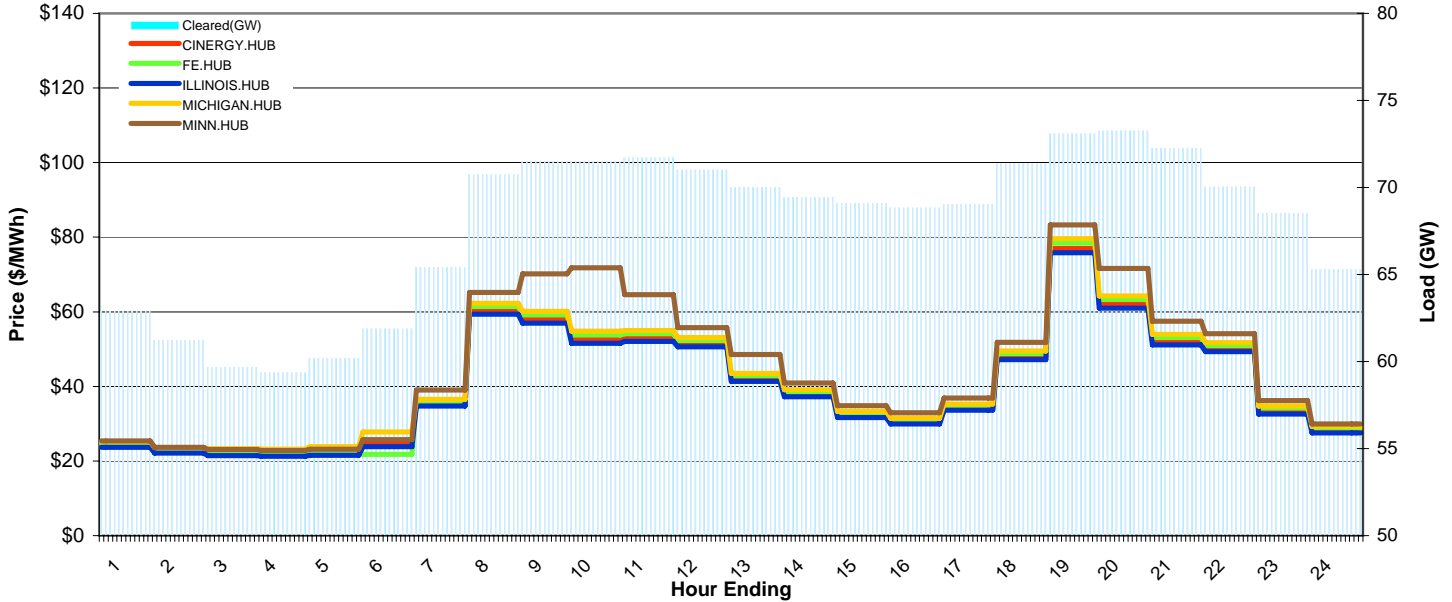
Delivery Day: Wednesday, January 24, 2007

Price Color Codes:



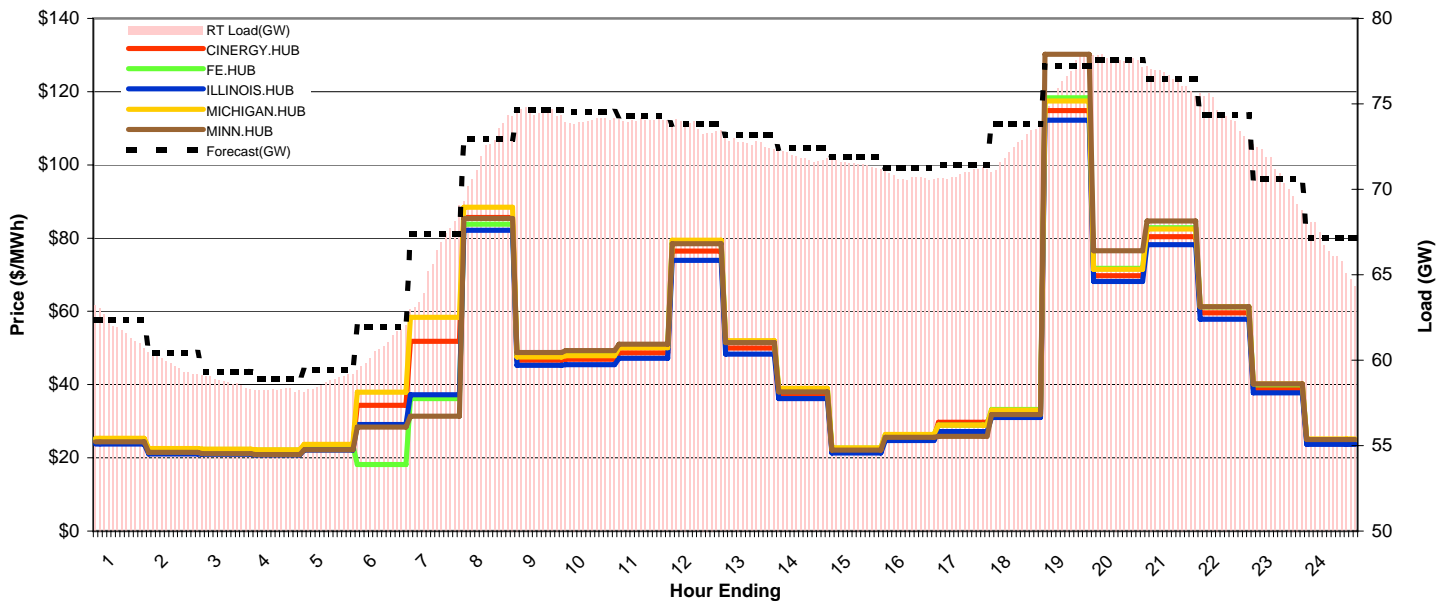
Day-Ahead Prices and Cleared Load

| | HE1 | HE2 | HE3 | HE4 | HE5 | HE6 | HE7 | HE8 | HE9 | HE10 | HE11 | HE12 | HE13 | HE14 | HE15 | HE16 | HE17 | HE18 | HE19 | HE20 | HE21 | HE22 | HE23 | HE24 |
|--------------|-------|-------|-------|-------|-------|-------|-------|-------|-------|-------|-------|-------|-------|-------|-------|-------|-------|-------|-------|-------|-------|-------|-------|-------|
| CINERGY.HUB | 24.25 | 22.62 | 22.05 | 21.86 | 22.13 | 24.72 | 35.31 | 60.18 | 57.94 | 52.62 | 53.00 | 51.34 | 41.99 | 37.78 | 32.14 | 30.38 | 34.08 | 47.85 | 76.92 | 62.02 | 52.02 | 50.00 | 33.47 | 28.18 |
| FE.HUB | 24.78 | 23.13 | 22.58 | 22.38 | 22.72 | 21.76 | 36.02 | 61.38 | 59.15 | 53.76 | 54.15 | 52.36 | 42.86 | 38.52 | 32.78 | 30.98 | 34.75 | 48.80 | 78.44 | 63.31 | 53.09 | 50.99 | 34.22 | 28.80 |
| ILLINOIS.HUB | 23.69 | 22.09 | 21.48 | 21.30 | 21.51 | 23.86 | 34.75 | 59.33 | 56.94 | 51.53 | 52.09 | 50.61 | 41.33 | 37.24 | 31.69 | 29.95 | 33.59 | 47.17 | 75.82 | 61.03 | 51.14 | 49.29 | 32.57 | 27.50 |
| MICHIGAN.HUB | 25.25 | 23.63 | 23.36 | 23.18 | 23.87 | 27.79 | 36.55 | 62.27 | 60.12 | 54.79 | 55.01 | 53.13 | 43.52 | 39.09 | 33.26 | 31.44 | 35.26 | 49.51 | 79.58 | 64.27 | 53.95 | 51.73 | 34.75 | 29.21 |
| MINN.HUB | 25.38 | 23.67 | 23.05 | 22.86 | 23.12 | 25.71 | 39.03 | 65.16 | 70.16 | 71.77 | 64.61 | 55.78 | 48.57 | 40.90 | 34.81 | 32.90 | 36.90 | 51.81 | 83.28 | 71.65 | 57.44 | 54.14 | 36.20 | 29.98 |
| Cleared(GW) | 62.9 | 61.2 | 59.7 | 59.4 | 60.2 | 61.9 | 65.4 | 70.7 | 71.5 | 71.5 | 71.7 | 71.0 | 70.0 | 69.4 | 69.1 | 68.8 | 69.0 | 71.4 | 73.1 | 73.3 | 72.3 | 70.0 | 68.5 | 65.3 |



Preliminary Real-Time Prices with Forecasted and Actual System Load

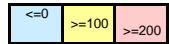
| | HE1 | HE2 | HE3 | HE4 | HE5 | HE6 | HE7 | HE8 | HE9 | HE10 | HE11 | HE12 | HE13 | HE14 | HE15 | HE16 | HE17 | HE18 | HE19 | HE20 | HE21 | HE22 | HE23 | HE24 |
|------------------|-------|-------|-------|-------|-------|-------|-------|-------|-------|-------|-------|-------|-------|-------|-------|-------|-------|-------|--------|-------|-------|-------|-------|-------|
| CINERGY.HUB | 24.53 | 21.81 | 21.79 | 21.59 | 23.03 | 34.36 | 51.85 | 85.62 | 46.63 | 46.89 | 48.71 | 76.50 | 50.01 | 37.44 | 21.95 | 25.46 | 29.69 | 32.00 | 114.81 | 69.76 | 80.44 | 59.58 | 38.90 | 24.31 |
| FE.HUB | 25.21 | 22.36 | 22.31 | 22.13 | 23.55 | 18.21 | 36.17 | 83.78 | 48.04 | 48.26 | 50.13 | 78.82 | 51.62 | 38.70 | 22.67 | 26.26 | 28.93 | 33.21 | 118.35 | 71.79 | 82.82 | 61.29 | 39.93 | 24.93 |
| ILLINOIS.HUB | 23.76 | 21.07 | 21.01 | 20.78 | 22.11 | 29.08 | 37.24 | 82.15 | 45.26 | 45.45 | 47.22 | 73.94 | 48.32 | 36.18 | 21.31 | 24.72 | 27.17 | 31.00 | 112.23 | 68.19 | 78.22 | 57.83 | 37.72 | 23.65 |
| MICHIGAN.HUB | 25.35 | 22.51 | 22.40 | 22.20 | 23.68 | 37.95 | 58.40 | 88.40 | 47.53 | 47.92 | 50.08 | 79.43 | 52.03 | 39.00 | 22.75 | 26.36 | 28.94 | 33.02 | 117.44 | 71.47 | 82.49 | 61.29 | 40.16 | 25.18 |
| MINN.HUB | 24.34 | 21.46 | 21.17 | 20.92 | 22.16 | 28.42 | 31.35 | 85.38 | 48.75 | 49.27 | 51.07 | 78.48 | 51.48 | 38.02 | 22.09 | 25.57 | 25.91 | 31.80 | 130.23 | 76.54 | 84.68 | 61.22 | 40.20 | 24.98 |
| Forecasted(GW) | 62.3 | 60.4 | 59.3 | 58.9 | 59.4 | 62.0 | 67.4 | 73.0 | 74.6 | 74.5 | 74.3 | 73.8 | 73.2 | 72.4 | 71.9 | 71.3 | 71.4 | 73.8 | 77.2 | 77.6 | 76.5 | 74.3 | 70.6 | 67.1 |
| (RT) - (DA Load) | -1.01 | -1.47 | -0.93 | -1.10 | -1.50 | -1.14 | 0.41 | 1.53 | 3.06 | 2.51 | 2.32 | 2.63 | 2.69 | 2.44 | 2.37 | 1.88 | 1.87 | 1.11 | 3.42 | 4.33 | 4.19 | 4.37 | 2.41 | 1.12 |



MISO Hub Report

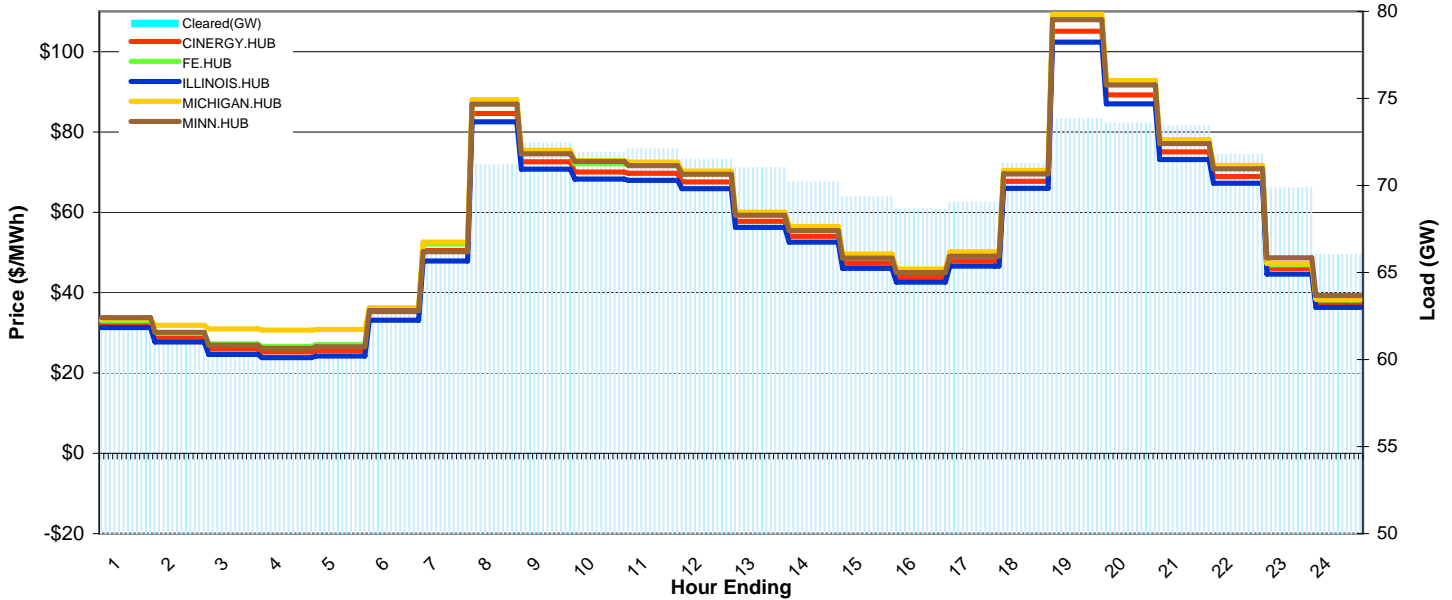
Delivery Day: Thursday, January 25, 2007

Price Color Codes:



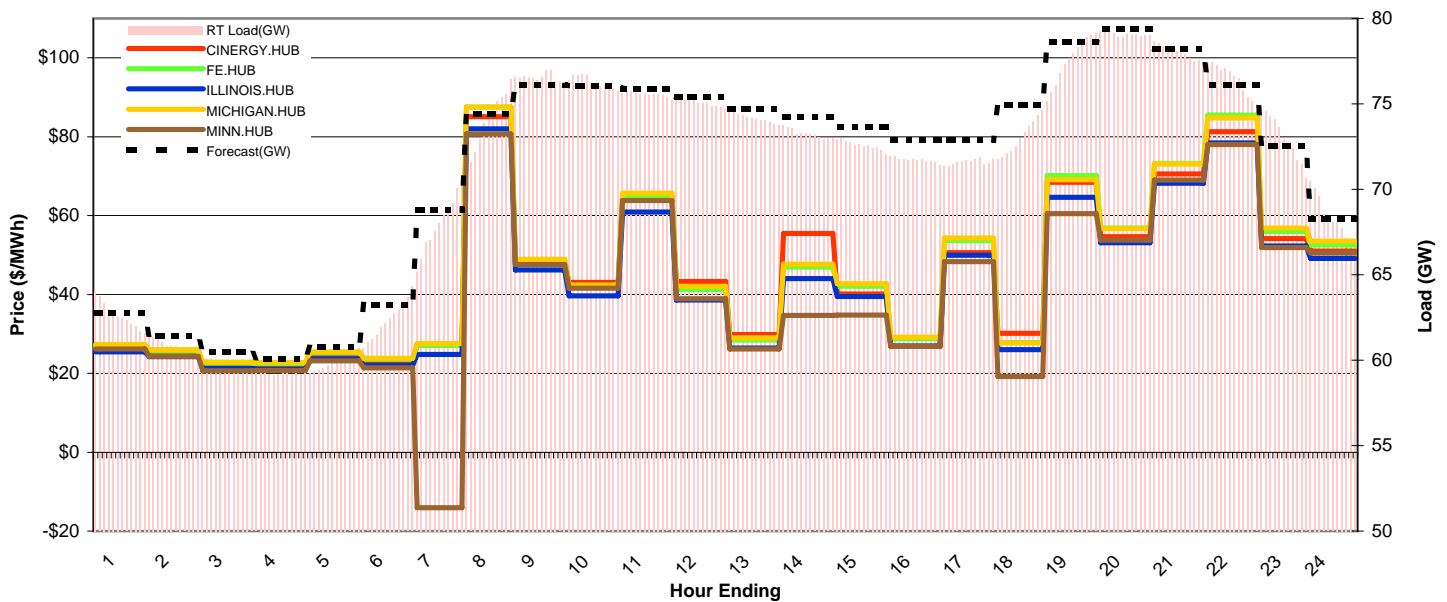
Day-Ahead Prices and Cleared Load

| | HE1 | HE2 | HE3 | HE4 | HE5 | HE6 | HE7 | HE8 | HE9 | HE10 | HE11 | HE12 | HE13 | HE14 | HE15 | HE16 | HE17 | HE18 | HE19 | HE20 | HE21 | HE22 | HE23 | HE24 |
|--------------|-------|-------|-------|-------|-------|-------|-------|-------|-------|-------|-------|-------|-------|-------|-------|-------|-------|-------|--------|-------|-------|-------|-------|-------|
| CINERGY.HUB | 32.25 | 28.87 | 25.93 | 25.21 | 25.57 | 35.31 | 50.53 | 84.57 | 72.53 | 70.00 | 69.68 | 67.56 | 57.71 | 53.98 | 47.28 | 43.82 | 47.84 | 67.69 | 105.07 | 89.19 | 75.00 | 68.92 | 46.00 | 37.37 |
| FE.HUB | 32.96 | 29.84 | 27.27 | 26.62 | 27.10 | 36.02 | 52.05 | 87.12 | 74.70 | 72.11 | 71.77 | 69.59 | 59.42 | 55.65 | 48.77 | 45.18 | 49.34 | 69.67 | 108.15 | 91.85 | 77.24 | 70.98 | 46.94 | 38.13 |
| ILLINOIS.HUB | 31.29 | 27.74 | 24.58 | 23.82 | 24.20 | 33.12 | 47.87 | 82.48 | 70.72 | 68.24 | 67.95 | 65.88 | 56.24 | 52.57 | 46.03 | 42.65 | 46.56 | 65.95 | 102.38 | 86.97 | 73.13 | 67.20 | 44.62 | 36.30 |
| MICHIGAN.HUB | 33.39 | 31.85 | 30.96 | 30.69 | 30.82 | 36.23 | 52.57 | 88.00 | 75.46 | 72.85 | 72.50 | 70.29 | 60.02 | 56.47 | 49.59 | 45.90 | 50.17 | 70.38 | 109.25 | 92.79 | 78.03 | 71.70 | 47.25 | 38.36 |
| MINN.HUB | 33.80 | 30.12 | 26.91 | 26.13 | 26.52 | 35.52 | 50.19 | 86.92 | 74.53 | 72.64 | 71.61 | 69.43 | 59.28 | 55.43 | 48.55 | 44.98 | 49.10 | 69.52 | 107.91 | 91.65 | 77.07 | 70.82 | 48.70 | 39.26 |
| Cleared(GW) | 62.2 | 61.4 | 60.5 | 60.3 | 60.8 | 62.8 | 66.3 | 71.2 | 72.4 | 71.9 | 72.1 | 71.5 | 71.0 | 70.2 | 69.4 | 68.7 | 69.0 | 71.3 | 73.8 | 73.6 | 73.4 | 71.8 | 69.9 | 66.0 |



Preliminary Real-Time Prices with Forecasted and Actual System Load

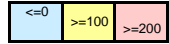
| | HE1 | HE2 | HE3 | HE4 | HE5 | HE6 | HE7 | HE8 | HE9 | HE10 | HE11 | HE12 | HE13 | HE14 | HE15 | HE16 | HE17 | HE18 | HE19 | HE20 | HE21 | HE22 | HE23 | HE24 |
|------------------|-------|-------|-------|-------|-------|-------|--------|-------|-------|-------|-------|-------|-------|-------|-------|-------|-------|-------|-------|-------|-------|-------|-------|-------|
| CINERGY.HUB | 26.21 | 24.97 | 22.09 | 21.88 | 24.48 | 22.91 | 27.34 | 85.05 | 47.97 | 43.05 | 64.84 | 43.28 | 29.81 | 55.44 | 40.14 | 26.88 | 50.63 | 30.15 | 68.47 | 54.68 | 70.56 | 81.31 | 54.19 | 50.99 |
| FE.HUB | 26.92 | 25.71 | 22.57 | 22.48 | 25.19 | 23.60 | 27.07 | 87.54 | 48.93 | 42.10 | 64.86 | 41.30 | 28.46 | 46.91 | 42.07 | 28.75 | 53.65 | 27.76 | 70.15 | 56.87 | 73.28 | 85.51 | 55.98 | 52.56 |
| ILLINOIS.HUB | 25.48 | 24.21 | 21.19 | 21.09 | 23.62 | 22.05 | 24.82 | 81.99 | 46.25 | 39.65 | 60.94 | 38.56 | 26.38 | 44.00 | 39.51 | 26.87 | 49.96 | 26.01 | 64.60 | 53.08 | 68.23 | 78.41 | 52.33 | 49.16 |
| MICHIGAN.HUB | 27.27 | 26.01 | 22.83 | 22.73 | 25.47 | 23.78 | 27.59 | 87.51 | 48.86 | 42.39 | 65.70 | 42.06 | 29.00 | 47.69 | 42.73 | 29.16 | 54.33 | 27.72 | 69.10 | 56.69 | 73.04 | 84.73 | 56.86 | 53.55 |
| MINN.HUB | 26.14 | 24.33 | 20.63 | 20.73 | 23.18 | 21.41 | -14.05 | 80.71 | 47.59 | 41.56 | 63.85 | 38.95 | 26.16 | 34.71 | 34.79 | 26.86 | 48.34 | 19.21 | 60.47 | 53.78 | 69.03 | 78.05 | 51.89 | 50.54 |
| Forecasted(GW) | 62.8 | 61.4 | 60.5 | 60.1 | 60.7 | 63.3 | 68.8 | 74.4 | 76.1 | 76.1 | 75.9 | 75.4 | 74.7 | 74.3 | 73.6 | 72.9 | 72.9 | 74.9 | 78.6 | 79.4 | 78.2 | 76.1 | 72.5 | 68.3 |
| (RT) - (DA Load) | 0.43 | -0.59 | -0.74 | -1.09 | -0.88 | -0.44 | 1.60 | 2.67 | 4.12 | 4.37 | 3.46 | 3.57 | 3.13 | 3.07 | 3.22 | 3.07 | 2.55 | 1.80 | 3.72 | 5.48 | 4.57 | 4.65 | 3.12 | 2.30 |



MISO Hub Report

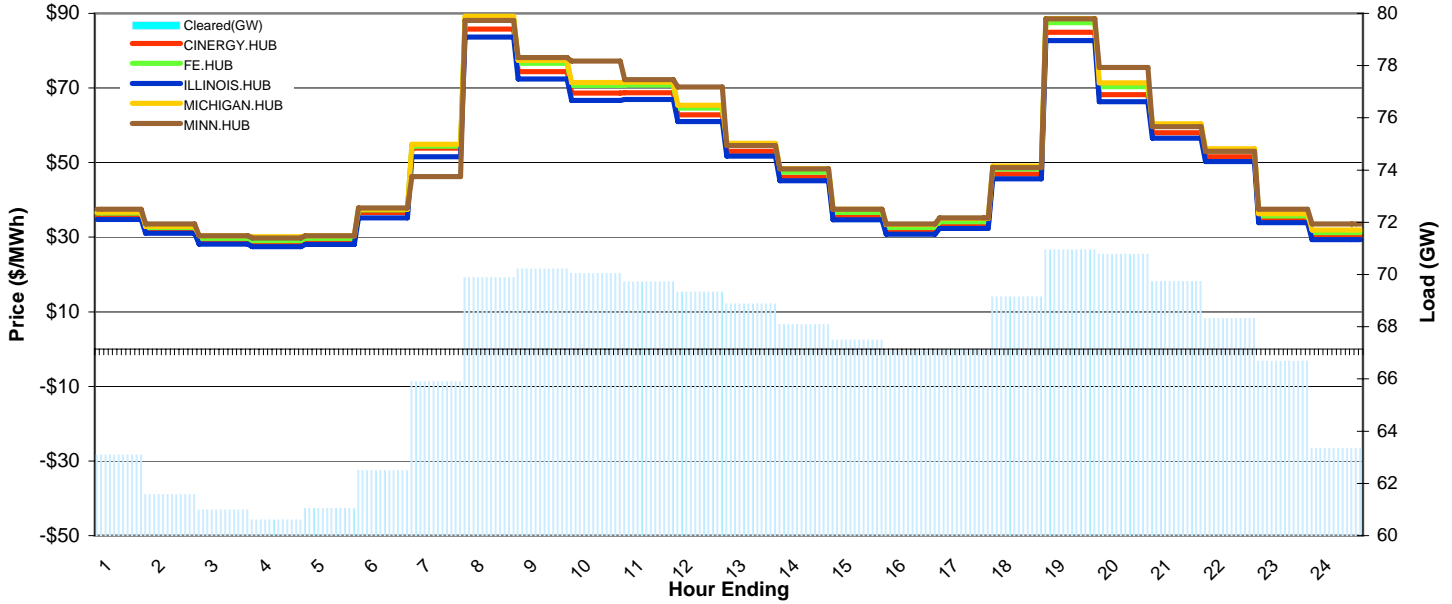
Delivery Day: Friday, January 26, 2007

Price Color Codes:



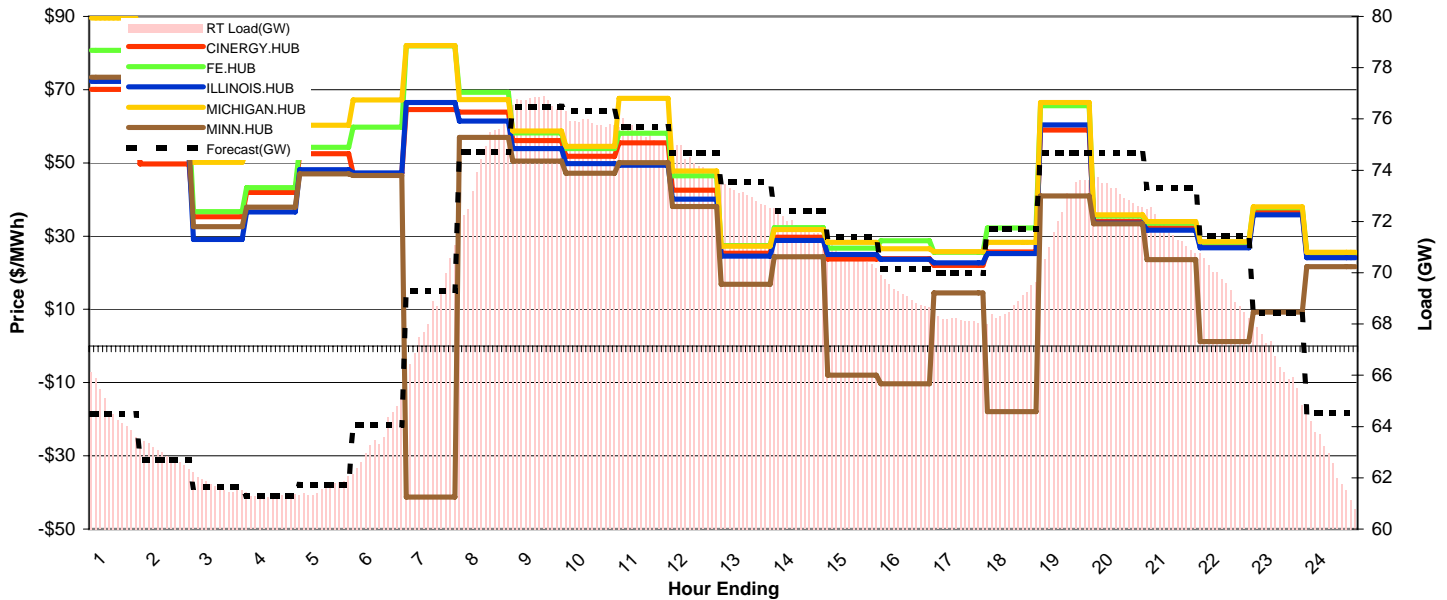
Day-Ahead Prices and Cleared Load

| | HE1 | HE2 | HE3 | HE4 | HE5 | HE6 | HE7 | HE8 | HE9 | HE10 | HE11 | HE12 | HE13 | HE14 | HE15 | HE16 | HE17 | HE18 | HE19 | HE20 | HE21 | HE22 | HE23 | HE24 |
|--------------|-------|-------|-------|-------|-------|-------|-------|-------|-------|-------|-------|-------|-------|-------|-------|-------|-------|-------|-------|-------|-------|-------|-------|-------|
| CINERGY.HUB | 35.75 | 32.00 | 29.04 | 28.42 | 29.03 | 36.66 | 53.91 | 85.79 | 74.39 | 68.61 | 68.73 | 62.77 | 53.06 | 46.06 | 35.53 | 31.60 | 33.14 | 46.94 | 84.97 | 68.22 | 58.00 | 51.58 | 35.00 | 30.52 |
| FE.HUB | 36.47 | 32.64 | 29.68 | 29.10 | 29.68 | 37.37 | 54.37 | 88.34 | 76.59 | 70.67 | 70.75 | 64.65 | 54.62 | 47.47 | 36.64 | 32.60 | 34.19 | 48.35 | 87.51 | 70.37 | 59.75 | 53.15 | 35.74 | 31.20 |
| ILLINOIS.HUB | 34.74 | 31.09 | 28.11 | 27.45 | 28.09 | 35.16 | 51.57 | 83.62 | 72.44 | 66.69 | 66.93 | 61.01 | 51.70 | 45.11 | 34.67 | 30.84 | 32.38 | 45.65 | 82.67 | 66.29 | 56.57 | 50.31 | 33.87 | 29.39 |
| MICHIGAN.HUB | 36.69 | 32.84 | 30.36 | 30.12 | 30.36 | 37.53 | 54.90 | 89.24 | 77.42 | 71.48 | 71.54 | 65.42 | 55.19 | 48.36 | 37.47 | 33.41 | 35.02 | 49.05 | 88.66 | 71.38 | 60.37 | 53.71 | 36.26 | 31.96 |
| MINN.HUB | 37.49 | 33.56 | 30.42 | 29.76 | 30.42 | 37.84 | 46.23 | 88.14 | 78.19 | 77.22 | 72.25 | 70.29 | 54.53 | 48.27 | 37.54 | 33.59 | 35.21 | 48.67 | 88.53 | 75.50 | 59.62 | 53.03 | 37.53 | 33.57 |
| Cleared(GW) | 63.1 | 61.6 | 61.0 | 60.6 | 61.0 | 62.5 | 65.9 | 69.9 | 70.2 | 70.0 | 69.7 | 69.3 | 68.9 | 68.1 | 67.5 | 67.1 | 67.2 | 69.1 | 70.9 | 70.8 | 69.7 | 68.3 | 66.7 | 63.3 |



Preliminary Real-Time Prices with Forecasted and Actual System Load

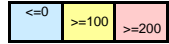
| | HE1 | HE2 | HE3 | HE4 | HE5 | HE6 | HE7 | HE8 | HE9 | HE10 | HE11 | HE12 | HE13 | HE14 | HE15 | HE16 | HE17 | HE18 | HE19 | HE20 | HE21 | HE22 | HE23 | HE24 |
|------------------|-------|-------|-------|-------|-------|-------|--------|-------|-------|-------|-------|-------|-------|-------|-------|--------|-------|--------|-------|-------|-------|-------|-------|-------|
| CINERGY.HUB | 70.10 | 49.73 | 35.27 | 41.96 | 52.52 | 47.13 | 64.58 | 63.86 | 56.09 | 51.82 | 55.48 | 42.52 | 25.30 | 29.67 | 23.76 | 23.85 | 22.00 | 25.66 | 58.94 | 34.01 | 32.23 | 27.26 | 36.54 | 24.61 |
| FE.HUB | 80.75 | 61.17 | 36.69 | 43.26 | 54.23 | 59.77 | 81.99 | 69.32 | 58.23 | 53.94 | 58.07 | 46.49 | 27.41 | 32.33 | 26.77 | 28.73 | 25.61 | 32.22 | 65.61 | 35.51 | 33.58 | 28.28 | 37.75 | 25.39 |
| ILLINOIS.HUB | 72.27 | 51.98 | 29.05 | 36.64 | 48.17 | 47.27 | 66.50 | 61.42 | 53.92 | 49.78 | 49.35 | 40.07 | 24.51 | 28.79 | 24.96 | 23.71 | 22.73 | 25.21 | 60.40 | 33.54 | 31.65 | 26.79 | 35.86 | 24.14 |
| MICHIGAN.HUB | 89.52 | 73.56 | 50.11 | 52.88 | 60.31 | 67.15 | 82.05 | 67.32 | 58.71 | 54.53 | 67.64 | 47.79 | 27.25 | 31.82 | 28.34 | 26.54 | 25.74 | 28.31 | 66.51 | 35.83 | 33.99 | 28.52 | 38.01 | 25.59 |
| MINN.HUB | 73.43 | 54.66 | 32.61 | 37.94 | 46.98 | 46.59 | -41.26 | 56.98 | 50.46 | 47.21 | 50.04 | 38.11 | 16.82 | 24.36 | -7.99 | -10.36 | 14.46 | -17.91 | 40.99 | 33.34 | 23.57 | 1.22 | 9.23 | 21.65 |
| Forecasted(GW) | 64.5 | 62.7 | 61.6 | 61.3 | 61.7 | 64.1 | 69.3 | 74.7 | 76.5 | 76.3 | 75.7 | 74.7 | 73.5 | 72.4 | 71.4 | 70.2 | 70.0 | 71.7 | 74.7 | 74.7 | 73.3 | 71.4 | 68.4 | 64.5 |
| (RT) - (DA Load) | 1.59 | 1.37 | 0.73 | 0.69 | 0.57 | 1.06 | 2.48 | 4.42 | 6.48 | 5.86 | 5.70 | 5.07 | 4.17 | 3.80 | 3.19 | 2.09 | 1.01 | -0.40 | 1.39 | 2.37 | 1.91 | 1.25 | -0.07 | -0.66 |



MISO Hub Report

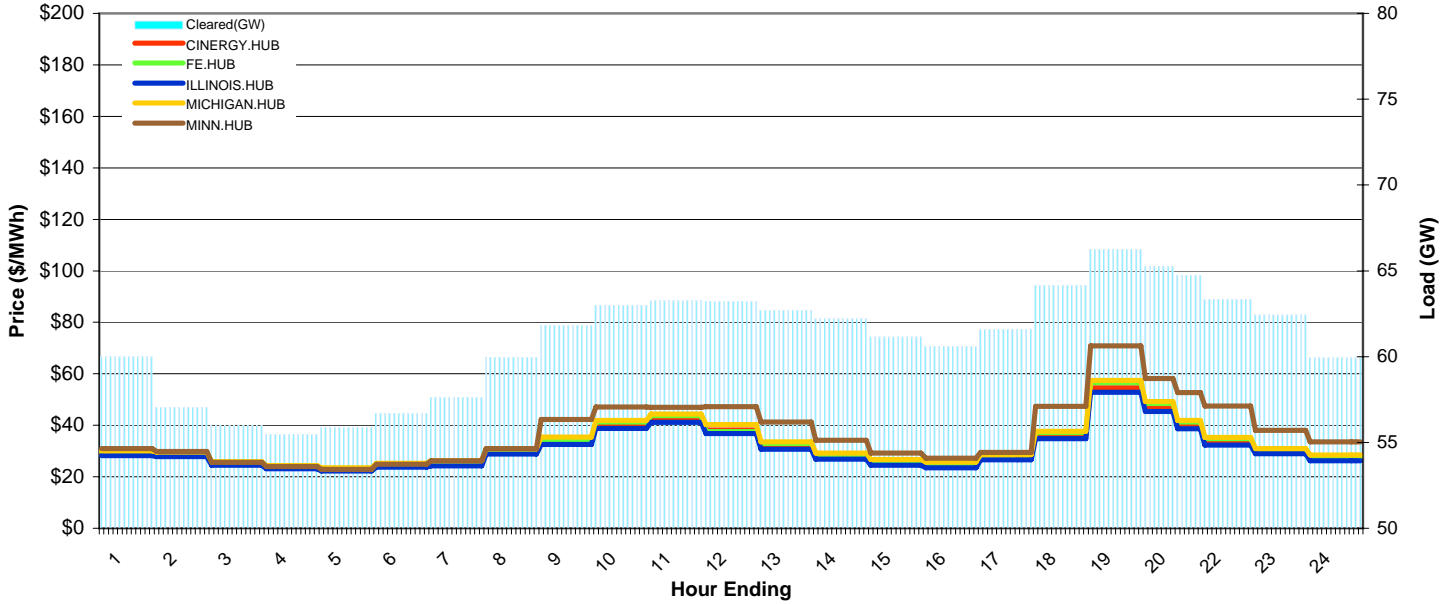
Delivery Day: Saturday, January 27, 2007

Price Color Codes:



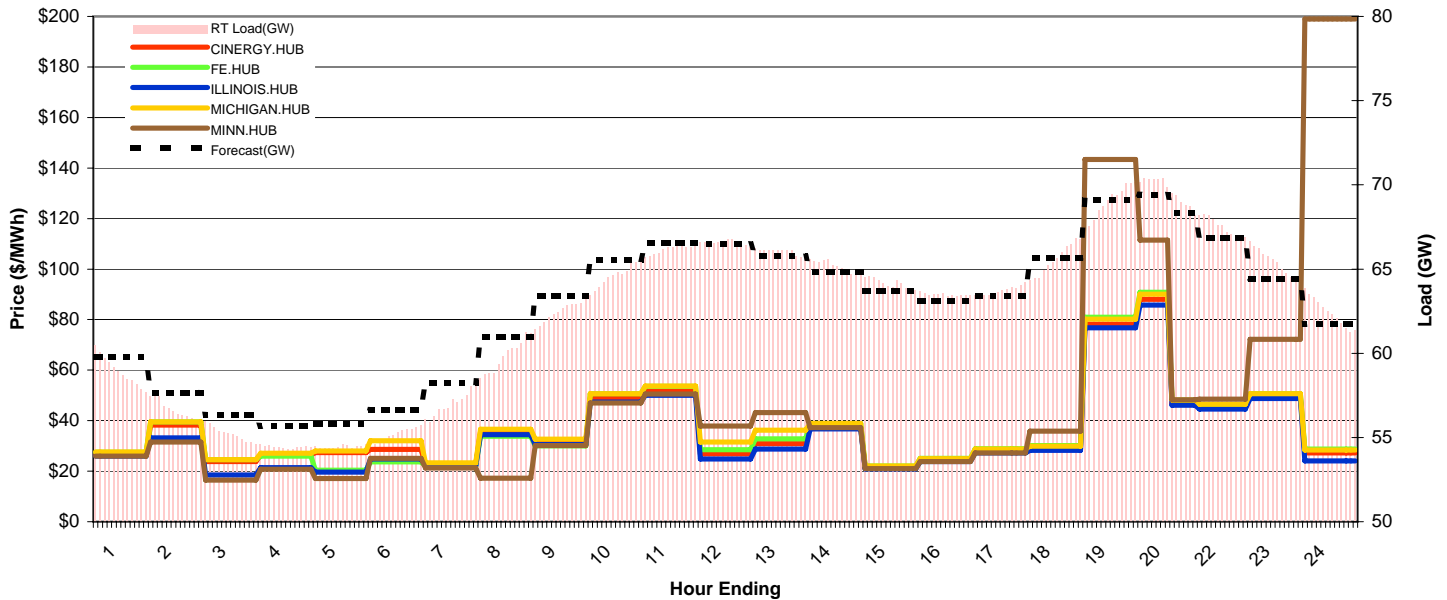
Day-Ahead Prices and Cleared Load

| | HE1 | HE2 | HE3 | HE4 | HE5 | HE6 | HE7 | HE8 | HE9 | HE10 | HE11 | HE12 | HE13 | HE14 | HE15 | HE16 | HE17 | HE18 | HE19 | HE20 | HE21 | HE22 | HE23 | HE24 |
|--------------|-------|-------|-------|-------|-------|-------|-------|-------|-------|-------|-------|-------|-------|-------|-------|-------|-------|-------|-------|-------|-------|-------|-------|-------|
| CINERGY.HUB | 29.08 | 28.76 | 25.21 | 23.80 | 22.91 | 24.52 | 24.97 | 29.65 | 33.69 | 40.00 | 42.33 | 38.10 | 31.82 | 27.70 | 25.34 | 24.34 | 27.39 | 35.94 | 54.62 | 46.84 | 39.91 | 33.50 | 29.98 | 27.22 |
| FE.HUB | 29.65 | 29.29 | 25.64 | 24.20 | 23.29 | 24.25 | 25.75 | 30.54 | 34.37 | 41.28 | 43.72 | 37.53 | 32.94 | 28.65 | 26.18 | 25.13 | 28.24 | 37.12 | 56.51 | 48.45 | 41.30 | 34.76 | 30.68 | 27.90 |
| ILLINOIS.HUB | 28.16 | 27.89 | 24.48 | 23.12 | 22.25 | 23.80 | 24.25 | 28.89 | 32.62 | 38.81 | 41.11 | 36.80 | 30.75 | 26.80 | 24.54 | 23.55 | 26.66 | 34.78 | 52.86 | 45.40 | 38.61 | 32.33 | 28.95 | 26.19 |
| MICHIGAN.HUB | 30.05 | 29.62 | 25.87 | 24.42 | 23.50 | 25.21 | 26.22 | 30.87 | 35.47 | 41.87 | 44.40 | 40.25 | 33.55 | 29.18 | 26.67 | 25.72 | 28.57 | 37.65 | 57.43 | 49.18 | 41.95 | 35.30 | 30.94 | 28.45 |
| MINN.HUB | 30.99 | 29.87 | 25.57 | 23.95 | 22.93 | 24.90 | 26.23 | 30.90 | 42.24 | 47.10 | 46.98 | 47.20 | 41.33 | 34.13 | 29.16 | 27.25 | 29.43 | 47.36 | 70.83 | 58.13 | 52.65 | 47.53 | 38.01 | 33.51 |
| Cleared(GW) | 60.0 | 57.1 | 56.0 | 55.5 | 55.9 | 56.7 | 57.6 | 60.0 | 61.8 | 63.0 | 63.3 | 63.2 | 62.7 | 62.2 | 61.1 | 60.6 | 61.6 | 64.2 | 66.2 | 65.3 | 64.7 | 63.4 | 62.4 | 59.9 |



Preliminary Real-Time Prices with Forecasted and Actual System Load

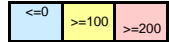
| | HE1 | HE2 | HE3 | HE4 | HE5 | HE6 | HE7 | HE8 | HE9 | HE10 | HE11 | HE12 | HE13 | HE14 | HE15 | HE16 | HE17 | HE18 | HE19 | HE20 | HE21 | HE22 | HE23 | HE24 |
|------------------|-------|-------|-------|-------|-------|-------|-------|-------|-------|-------|-------|-------|-------|-------|-------|-------|-------|-------|--------|--------|-------|-------|-------|--------|
| CINERGY.HUB | 26.59 | 38.23 | 23.85 | 26.41 | 27.30 | 28.66 | 22.71 | 35.51 | 31.55 | 48.88 | 51.61 | 26.89 | 30.94 | 37.46 | 21.38 | 24.34 | 27.90 | 28.93 | 78.16 | 88.03 | 46.75 | 45.15 | 49.37 | 27.19 |
| FE.HUB | 27.44 | 39.47 | 24.58 | 26.00 | 20.40 | 23.70 | 22.08 | 33.79 | 30.06 | 50.72 | 53.54 | 28.48 | 32.79 | 38.84 | 22.10 | 25.12 | 28.84 | 30.09 | 80.97 | 90.82 | 48.13 | 46.41 | 50.63 | 28.69 |
| ILLINOIS.HUB | 25.92 | 33.19 | 18.44 | 21.46 | 19.66 | 24.77 | 22.09 | 34.43 | 30.58 | 47.34 | 49.99 | 24.79 | 28.76 | 36.71 | 20.93 | 23.82 | 27.21 | 28.27 | 76.76 | 85.76 | 46.05 | 44.64 | 48.80 | 24.03 |
| MICHIGAN.HUB | 27.57 | 39.57 | 24.57 | 27.14 | 27.94 | 32.10 | 23.34 | 36.65 | 32.62 | 50.69 | 53.65 | 31.60 | 36.21 | 38.93 | 22.04 | 24.95 | 28.75 | 29.84 | 80.21 | 90.00 | 48.07 | 46.50 | 50.61 | 28.40 |
| MINN.HUB | 25.97 | 31.49 | 16.47 | 20.79 | 17.07 | 25.12 | 21.31 | 17.28 | 30.18 | 46.98 | 50.48 | 37.91 | 43.17 | 37.24 | 21.03 | 23.80 | 27.19 | 35.87 | 143.37 | 111.52 | 48.22 | 48.47 | 72.21 | 199.02 |
| Forecasted(GW) | 59.8 | 57.7 | 56.4 | 55.7 | 55.8 | 56.7 | 58.2 | 61.0 | 63.4 | 65.6 | 66.6 | 66.5 | 65.8 | 64.8 | 63.7 | 63.1 | 63.4 | 65.6 | 69.1 | 69.4 | 68.3 | 66.8 | 64.4 | 61.7 |
| (RT) - (DA Load) | -1.08 | -0.44 | -0.77 | -1.03 | -1.43 | -1.51 | -0.64 | -0.15 | 0.62 | 1.60 | 2.91 | 3.31 | 3.33 | 2.94 | 3.02 | 2.88 | 2.13 | 1.40 | 2.73 | 4.99 | 4.20 | 4.15 | 2.94 | 2.50 |



MISO Hub Report

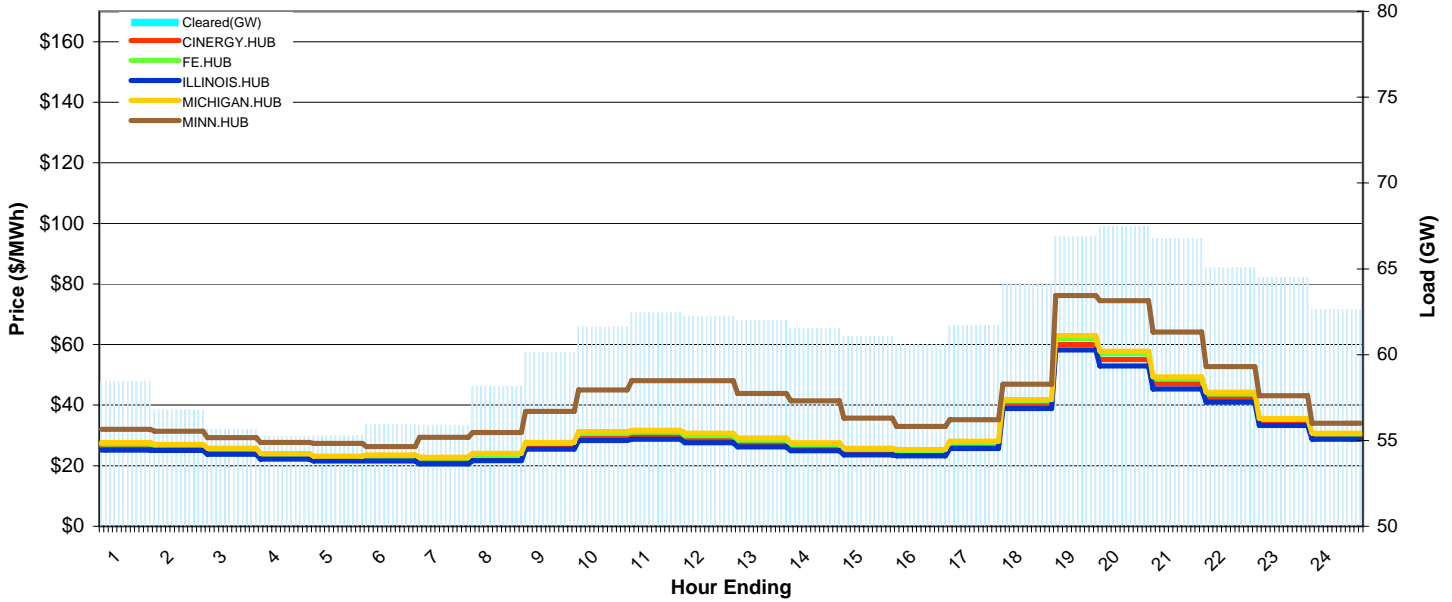
Delivery Day: Sunday, January 28, 2007

Price Color Codes:



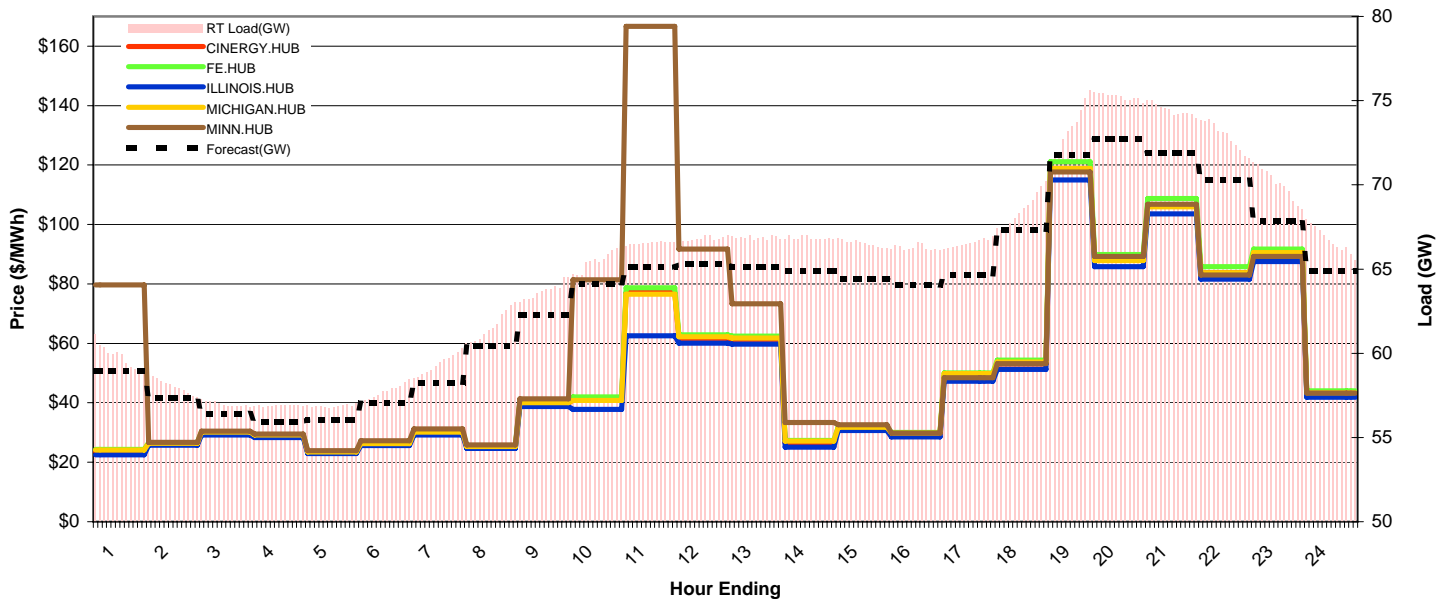
Day-Ahead Prices and Cleared Load

| | HE1 | HE2 | HE3 | HE4 | HE5 | HE6 | HE7 | HE8 | HE9 | HE10 | HE11 | HE12 | HE13 | HE14 | HE15 | HE16 | HE17 | HE18 | HE19 | HE20 | HE21 | HE22 | HE23 | HE24 |
|--------------|-------|-------|-------|-------|-------|-------|-------|-------|-------|-------|-------|-------|-------|-------|-------|-------|-------|-------|-------|-------|-------|-------|-------|-------|
| CINERGY.HUB | 26.55 | 26.29 | 25.00 | 23.31 | 22.54 | 22.72 | 21.76 | 22.57 | 26.40 | 29.48 | 29.94 | 28.81 | 27.33 | 25.99 | 24.47 | 24.08 | 26.60 | 40.05 | 60.00 | 55.00 | 47.00 | 42.28 | 34.51 | 29.81 |
| FE.HUB | 27.11 | 26.82 | 25.51 | 23.79 | 22.99 | 22.42 | 22.49 | 23.34 | 27.38 | 30.59 | 31.10 | 29.94 | 28.39 | 26.99 | 25.37 | 24.95 | 27.60 | 41.38 | 62.04 | 56.90 | 48.67 | 43.68 | 35.30 | 30.45 |
| ILLINOIS.HUB | 25.19 | 25.00 | 23.79 | 22.15 | 21.53 | 21.52 | 20.62 | 21.66 | 25.46 | 28.32 | 28.73 | 27.53 | 26.21 | 24.96 | 23.26 | 25.72 | 38.88 | 58.19 | 52.94 | 45.32 | 40.95 | 33.23 | 28.78 | |
| MICHIGAN.HUB | 27.68 | 27.06 | 25.73 | 24.00 | 23.19 | 23.52 | 22.86 | 24.11 | 27.66 | 31.24 | 31.69 | 30.78 | 29.17 | 27.62 | 25.79 | 25.34 | 28.06 | 41.87 | 62.97 | 57.79 | 49.33 | 44.22 | 35.64 | 30.71 |
| MINN.HUB | 32.04 | 31.38 | 29.26 | 27.70 | 27.38 | 26.35 | 29.32 | 31.00 | 37.93 | 45.00 | 48.04 | 48.08 | 43.87 | 41.38 | 35.68 | 32.93 | 35.14 | 46.87 | 76.19 | 74.50 | 64.10 | 52.71 | 43.06 | 34.03 |
| Cleared(GW) | 58.4 | 56.8 | 55.7 | 55.2 | 55.3 | 55.9 | 55.9 | 58.2 | 60.1 | 61.6 | 62.4 | 62.2 | 62.0 | 61.5 | 61.0 | 60.6 | 61.7 | 64.1 | 66.9 | 67.5 | 66.8 | 65.1 | 64.5 | 62.7 |



Preliminary Real-Time Prices with Forecasted and Actual System Load

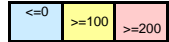
| | HE1 | HE2 | HE3 | HE4 | HE5 | HE6 | HE7 | HE8 | HE9 | HE10 | HE11 | HE12 | HE13 | HE14 | HE15 | HE16 | HE17 | HE18 | HE19 | HE20 | HE21 | HE22 | HE23 | HE24 |
|------------------|-------|-------|-------|-------|-------|-------|-------|-------|-------|-------|--------|-------|-------|-------|-------|-------|-------|-------|--------|-------|--------|-------|-------|-------|
| CINERGY.HUB | 23.62 | 26.06 | 29.68 | 28.77 | 23.23 | 26.02 | 29.90 | 25.12 | 39.78 | 41.19 | 77.14 | 61.71 | 61.38 | 26.45 | 31.43 | 29.48 | 48.97 | 53.04 | 118.19 | 87.98 | 106.23 | 83.76 | 89.70 | 42.96 |
| FE.HUB | 24.33 | 26.54 | 30.23 | 29.31 | 23.63 | 26.47 | 30.40 | 25.52 | 40.41 | 42.01 | 78.72 | 62.83 | 62.46 | 27.38 | 31.99 | 30.06 | 50.08 | 54.37 | 121.10 | 89.93 | 108.72 | 85.79 | 91.78 | 44.01 |
| ILLINOIS.HUB | 22.52 | 25.68 | 29.15 | 28.32 | 22.88 | 25.59 | 29.22 | 24.62 | 38.73 | 37.75 | 62.51 | 60.07 | 59.80 | 25.13 | 30.64 | 28.58 | 47.22 | 51.22 | 114.99 | 85.80 | 103.52 | 81.61 | 87.49 | 41.89 |
| MICHIGAN.HUB | 24.16 | 26.41 | 30.11 | 29.22 | 23.49 | 26.27 | 30.19 | 25.28 | 40.04 | 40.82 | 76.52 | 62.19 | 61.79 | 27.08 | 31.71 | 29.86 | 49.90 | 53.76 | 118.82 | 87.89 | 105.99 | 83.72 | 90.59 | 43.43 |
| MINN.HUB | 79.64 | 26.71 | 30.47 | 29.50 | 23.89 | 27.20 | 31.19 | 25.79 | 41.33 | 81.38 | 166.62 | 91.76 | 73.32 | 33.33 | 32.65 | 29.84 | 48.42 | 53.18 | 117.70 | 89.20 | 106.75 | 82.96 | 89.20 | 43.31 |
| Forecasted(GW) | 59.0 | 57.4 | 56.4 | 55.9 | 56.1 | 57.0 | 58.3 | 60.4 | 62.3 | 64.1 | 65.1 | 65.3 | 65.1 | 64.9 | 64.4 | 64.1 | 64.7 | 67.3 | 71.8 | 72.7 | 71.9 | 70.3 | 67.8 | 64.9 |
| (RT) - (DA Load) | 1.36 | 1.29 | 1.34 | 1.64 | 1.59 | 1.78 | 3.45 | 3.43 | 3.58 | 3.86 | 4.10 | 4.58 | 4.88 | 5.30 | 5.49 | 5.67 | 4.83 | 4.39 | 6.38 | 7.76 | 7.69 | 7.84 | 5.56 | 4.08 |



MISO Hub Report

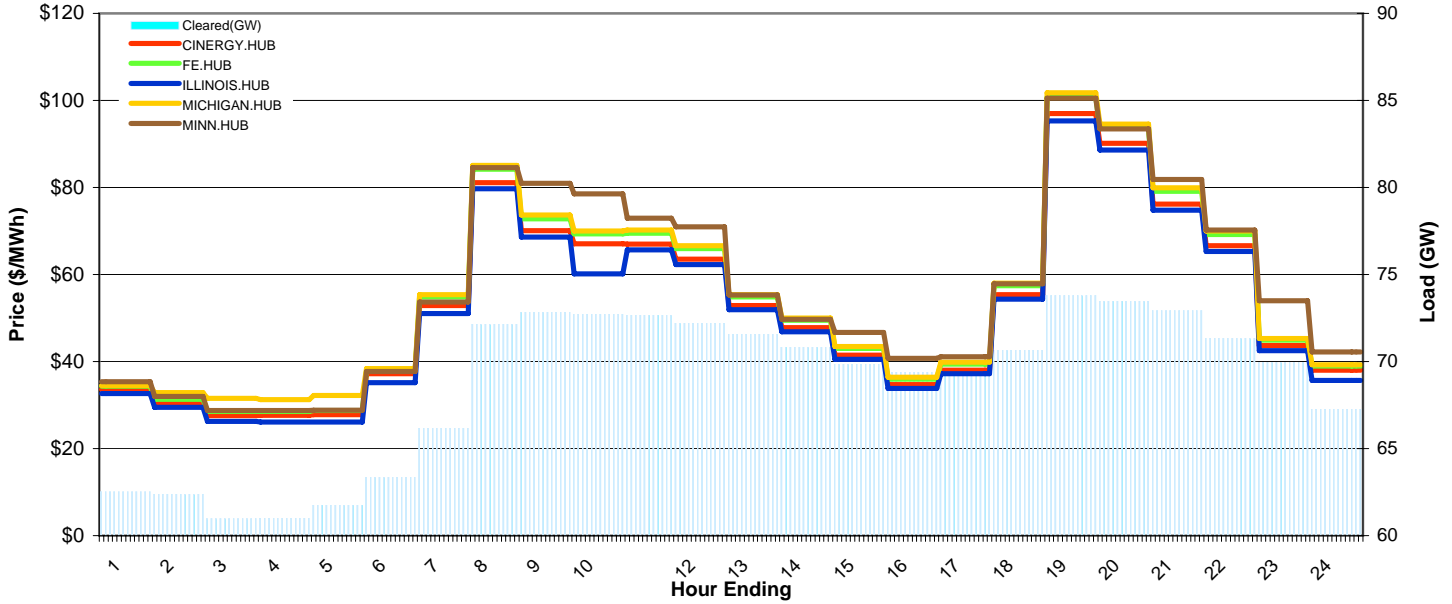
Delivery Day: Monday, January 29, 2007

Price Color Codes:



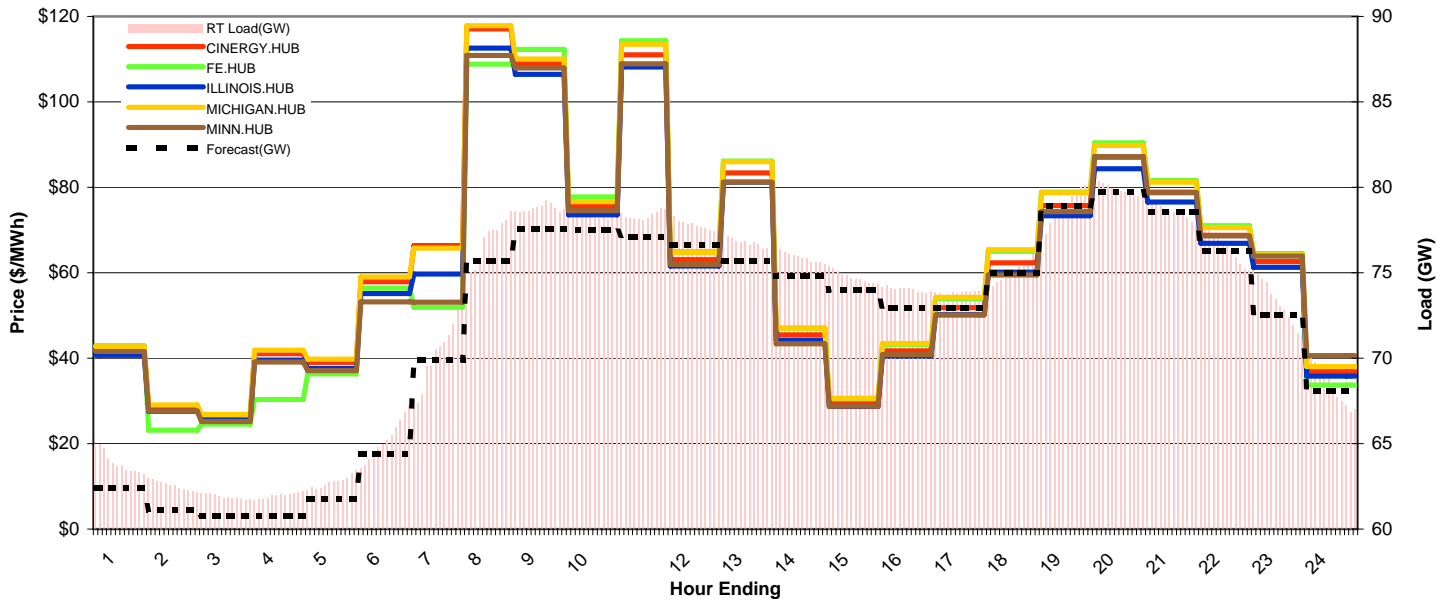
Day-Ahead Prices and Cleared Load

| | HE1 | HE2 | HE3 | HE4 | HE5 | HE6 | HE7 | HE8 | HE9 | HE10 | HE11 | HE12 | HE13 | HE14 | HE15 | HE16 | HE17 | HE18 | HE19 | HE20 | HE21 | HE22 | HE23 | HE24 |
|--------------|-------|-------|-------|-------|-------|-------|-------|-------|-------|-------|-------|-------|-------|-------|-------|-------|-------|-------|--------|-------|-------|-------|-------|-------|
| CINERGY.HUB | 33.63 | 30.54 | 27.60 | 27.64 | 27.78 | 37.23 | 52.88 | 81.09 | 70.08 | 67.03 | 66.95 | 63.50 | 52.90 | 47.77 | 41.48 | 34.71 | 38.04 | 55.36 | 96.97 | 90.16 | 76.14 | 66.61 | 43.71 | 38.03 |
| FE.HUB | 34.31 | 31.35 | 28.55 | 28.53 | 28.77 | 37.90 | 54.83 | 84.19 | 72.79 | 69.36 | 69.48 | 65.92 | 54.84 | 49.49 | 43.00 | 35.95 | 39.38 | 57.40 | 100.72 | 93.63 | 79.11 | 69.20 | 44.94 | 38.94 |
| ILLINOIS.HUB | 32.66 | 29.47 | 26.27 | 26.07 | 26.11 | 35.13 | 51.06 | 79.68 | 68.63 | 60.12 | 65.69 | 62.25 | 51.90 | 46.84 | 40.55 | 33.85 | 37.18 | 54.32 | 95.33 | 88.62 | 74.77 | 65.29 | 42.49 | 35.69 |
| MICHIGAN.HUB | 34.52 | 32.84 | 31.53 | 31.27 | 32.17 | 38.41 | 55.39 | 85.06 | 73.66 | 70.00 | 70.24 | 66.65 | 55.40 | 50.00 | 43.48 | 36.37 | 39.82 | 57.98 | 101.76 | 94.59 | 79.95 | 70.00 | 45.30 | 39.29 |
| MINN.HUB | 35.35 | 31.95 | 28.75 | 28.74 | 28.85 | 37.69 | 53.64 | 84.59 | 80.98 | 78.55 | 72.95 | 70.99 | 55.27 | 49.71 | 46.66 | 40.77 | 41.10 | 57.86 | 100.49 | 93.42 | 81.81 | 70.20 | 53.95 | 42.21 |
| Cleared(GW) | 62.5 | 62.4 | 61.0 | 61.0 | 61.7 | 63.3 | 66.2 | 72.1 | 72.8 | 72.7 | 72.7 | 72.2 | 71.6 | 70.8 | 69.8 | 69.4 | 69.4 | 70.6 | 73.8 | 73.5 | 72.9 | 71.3 | 69.9 | 67.3 |



Preliminary Real-Time Prices with Forecasted and Actual System Load

| | HE1 | HE2 | HE3 | HE4 | HE5 | HE6 | HE7 | HE8 | HE9 | HE10 | HE11 | HE12 | HE13 | HE14 | HE15 | HE16 | HE17 | HE18 | HE19 | HE20 | HE21 | HE22 | HE23 | HE24 |
|------------------|-------|-------|-------|-------|-------|-------|-------|--------|--------|-------|--------|-------|-------|-------|-------|-------|-------|-------|-------|-------|-------|-------|-------|-------|
| CINERGY.HUB | 41.97 | 28.47 | 26.30 | 41.02 | 39.06 | 57.92 | 66.36 | 117.06 | 108.93 | 75.52 | 111.02 | 63.10 | 83.39 | 45.46 | 29.49 | 41.69 | 51.84 | 62.31 | 75.72 | 87.02 | 78.89 | 68.80 | 62.60 | 36.88 |
| FE.HUB | 42.93 | 23.18 | 24.59 | 30.32 | 36.32 | 56.43 | 51.89 | 108.82 | 112.27 | 77.76 | 114.34 | 64.93 | 86.17 | 47.04 | 30.52 | 43.19 | 53.90 | 64.99 | 78.84 | 90.41 | 81.60 | 71.03 | 64.50 | 33.69 |
| ILLINOIS.HUB | 40.67 | 27.54 | 25.39 | 39.56 | 37.60 | 55.16 | 59.71 | 112.55 | 106.41 | 73.58 | 108.14 | 61.56 | 81.23 | 44.16 | 28.71 | 40.55 | 50.22 | 60.18 | 73.30 | 84.38 | 76.53 | 66.90 | 61.30 | 35.80 |
| MICHIGAN.HUB | 42.69 | 29.03 | 26.85 | 41.85 | 39.78 | 59.00 | 65.78 | 117.86 | 110.06 | 76.61 | 113.52 | 64.72 | 85.96 | 47.04 | 30.63 | 43.47 | 54.25 | 65.40 | 78.73 | 89.82 | 81.19 | 70.54 | 64.23 | 38.08 |
| MINN.HUB | 41.57 | 27.67 | 25.14 | 39.13 | 37.05 | 53.18 | 53.14 | 110.85 | 107.95 | 74.56 | 108.94 | 61.98 | 81.21 | 43.36 | 28.79 | 40.82 | 50.12 | 59.44 | 74.30 | 87.17 | 78.73 | 68.61 | 63.86 | 40.58 |
| Forecasted(GW) | 62.4 | 61.1 | 60.8 | 60.8 | 61.8 | 64.4 | 69.9 | 75.7 | 77.6 | 77.5 | 77.1 | 76.6 | 75.7 | 74.8 | 74.0 | 73.0 | 73.0 | 75.0 | 78.9 | 79.7 | 78.5 | 76.3 | 72.5 | 68.1 |
| (RT) - (DA Load) | 1.37 | 0.16 | 0.90 | 0.94 | 0.98 | 1.87 | 4.14 | 4.54 | 5.94 | 5.65 | 5.67 | 5.59 | 5.19 | 5.11 | 4.92 | 4.62 | 4.42 | 4.46 | 5.05 | 6.39 | 5.66 | 5.20 | 3.33 | 1.28 |



MISO Hub Report

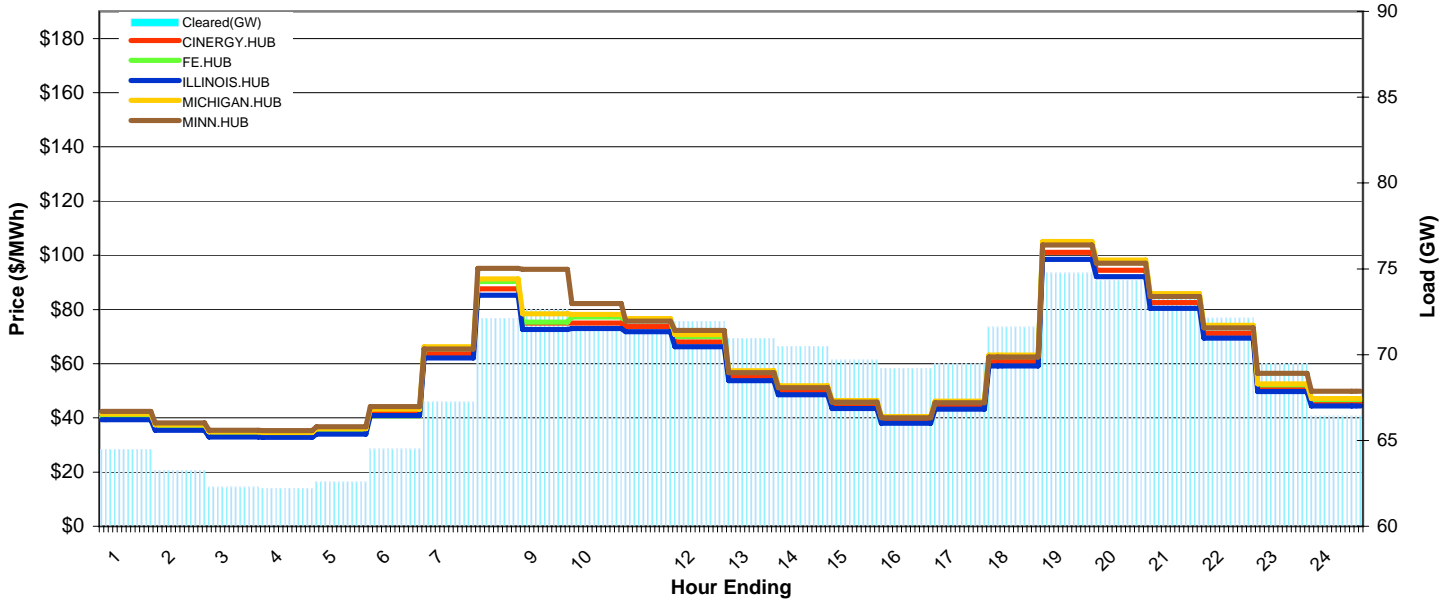
Delivery Day: Tuesday, January 30, 2007

Price Color Codes:

| | | |
|----|------|------|
| ≤0 | ≥100 | ≥200 |
|----|------|------|

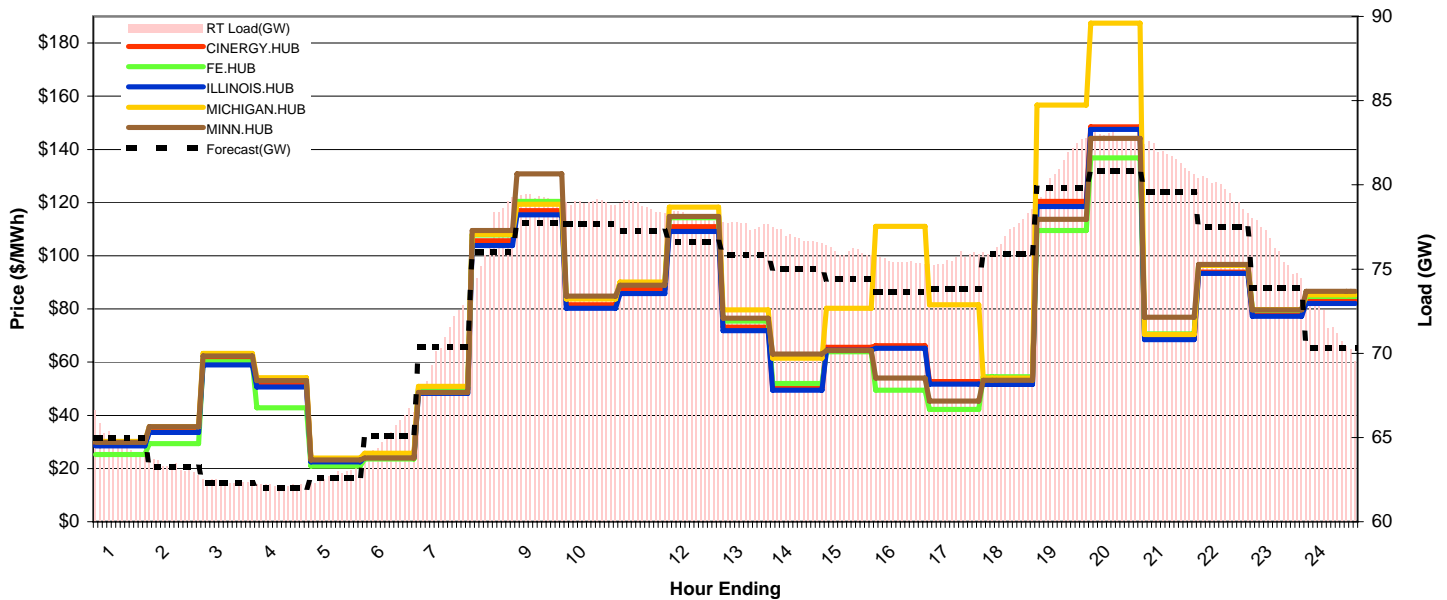
Day-Ahead Prices and Cleared Load

| | HE1 | HE2 | HE3 | HE4 | HE5 | HE6 | HE7 | HE8 | HE9 | HE10 | HE11 | HE12 | HE13 | HE14 | HE15 | HE16 | HE17 | HE18 | HE19 | HE20 | HE21 | HE22 | HE23 | HE24 |
|--------------|-------|-------|-------|-------|-------|-------|-------|-------|-------|-------|-------|-------|-------|-------|-------|-------|-------|-------|--------|-------|-------|-------|-------|-------|
| CINERGY.HUB | 40.43 | 36.43 | 33.93 | 33.76 | 35.05 | 42.07 | 63.67 | 87.65 | 75.00 | 75.00 | 73.72 | 68.00 | 55.20 | 49.82 | 44.59 | 39.00 | 44.36 | 60.78 | 101.03 | 94.50 | 82.52 | 71.24 | 51.15 | 45.82 |
| FE.HUB | 40.20 | 36.37 | 34.07 | 33.87 | 35.75 | 40.74 | 65.56 | 90.30 | 75.38 | 77.24 | 75.89 | 70.01 | 56.82 | 51.28 | 45.90 | 40.15 | 45.66 | 62.56 | 104.00 | 97.28 | 84.98 | 73.37 | 52.19 | 46.78 |
| ILLINOIS.HUB | 39.27 | 35.39 | 32.96 | 32.80 | 34.05 | 40.87 | 62.06 | 85.29 | 72.64 | 72.93 | 71.82 | 66.19 | 53.78 | 48.53 | 43.44 | 38.00 | 43.22 | 59.21 | 98.43 | 92.07 | 80.44 | 69.45 | 49.66 | 44.35 |
| MICHIGAN.HUB | 41.48 | 37.38 | 34.82 | 34.65 | 35.97 | 43.17 | 66.23 | 91.30 | 78.41 | 78.12 | 76.67 | 70.78 | 57.41 | 51.81 | 46.37 | 40.56 | 46.13 | 63.21 | 105.07 | 98.28 | 85.85 | 74.12 | 52.52 | 47.14 |
| MINN.HUB | 42.39 | 38.20 | 35.45 | 35.26 | 36.72 | 44.11 | 65.41 | 95.19 | 94.86 | 82.23 | 75.72 | 72.23 | 56.69 | 51.16 | 45.80 | 40.05 | 45.56 | 62.42 | 103.76 | 97.06 | 84.79 | 73.20 | 56.50 | 49.80 |
| Cleared(GW) | 64.5 | 63.3 | 62.3 | 62.2 | 62.6 | 64.5 | 67.3 | 72.1 | 72.6 | 71.8 | 71.8 | 72.0 | 70.9 | 70.5 | 69.7 | 69.2 | 69.5 | 71.6 | 74.8 | 74.3 | 73.7 | 72.1 | 69.5 | 66.4 |



Preliminary Real-Time Prices with Forecasted and Actual System Load

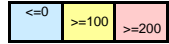
| | HE1 | HE2 | HE3 | HE4 | HE5 | HE6 | HE7 | HE8 | HE9 | HE10 | HE11 | HE12 | HE13 | HE14 | HE15 | HE16 | HE17 | HE18 | HE19 | HE20 | HE21 | HE22 | HE23 | HE24 |
|------------------|-------|-------|-------|-------|-------|-------|-------|--------|--------|-------|-------|--------|-------|-------|-------|--------|-------|-------|--------|--------|-------|-------|-------|-------|
| CINERGY.HUB | 29.20 | 34.39 | 60.80 | 52.14 | 23.14 | 24.92 | 49.70 | 105.68 | 117.01 | 81.55 | 87.33 | 110.91 | 73.14 | 50.29 | 65.60 | 66.17 | 52.69 | 52.60 | 120.50 | 148.48 | 68.80 | 93.89 | 77.83 | 83.08 |
| FE.HUB | 25.28 | 29.35 | 60.14 | 42.89 | 20.91 | 23.54 | 50.30 | 107.77 | 120.49 | 83.96 | 89.87 | 114.31 | 75.40 | 52.01 | 63.87 | 49.46 | 42.24 | 54.47 | 109.50 | 136.85 | 70.64 | 96.40 | 79.58 | 84.72 |
| ILLINOIS.HUB | 28.48 | 33.53 | 58.91 | 50.61 | 22.51 | 24.23 | 48.21 | 103.79 | 115.42 | 80.24 | 85.79 | 109.11 | 71.88 | 49.46 | 64.44 | 65.17 | 51.72 | 51.60 | 118.52 | 147.55 | 68.45 | 93.37 | 77.24 | 82.09 |
| MICHIGAN.HUB | 30.25 | 35.74 | 63.29 | 54.15 | 23.93 | 25.74 | 50.91 | 108.06 | 119.34 | 83.75 | 90.08 | 118.31 | 79.61 | 61.43 | 80.21 | 111.09 | 81.64 | 54.07 | 156.66 | 187.48 | 70.38 | 96.43 | 79.73 | 85.30 |
| MINN.HUB | 29.86 | 35.78 | 62.31 | 53.09 | 23.28 | 24.00 | 48.63 | 109.53 | 130.84 | 84.86 | 88.92 | 114.75 | 76.47 | 63.03 | 64.40 | 54.06 | 45.37 | 53.19 | 113.68 | 144.21 | 76.84 | 96.78 | 79.68 | 86.62 |
| Forecasted(GW) | 65.0 | 63.2 | 62.3 | 62.0 | 62.6 | 65.1 | 70.4 | 76.0 | 77.8 | 77.7 | 77.2 | 76.6 | 75.8 | 75.0 | 74.4 | 73.7 | 73.8 | 75.9 | 79.8 | 80.8 | 79.6 | 77.5 | 73.8 | 70.3 |
| (RT) - (DA Load) | 0.39 | 0.05 | 0.10 | -0.04 | 0.21 | 0.70 | 3.29 | 4.82 | 6.57 | 7.16 | 6.95 | 6.21 | 6.70 | 6.43 | 6.36 | 6.29 | 6.14 | 5.47 | 6.36 | 8.58 | 8.00 | 7.50 | 6.69 | 5.35 |



MISO Hub Report

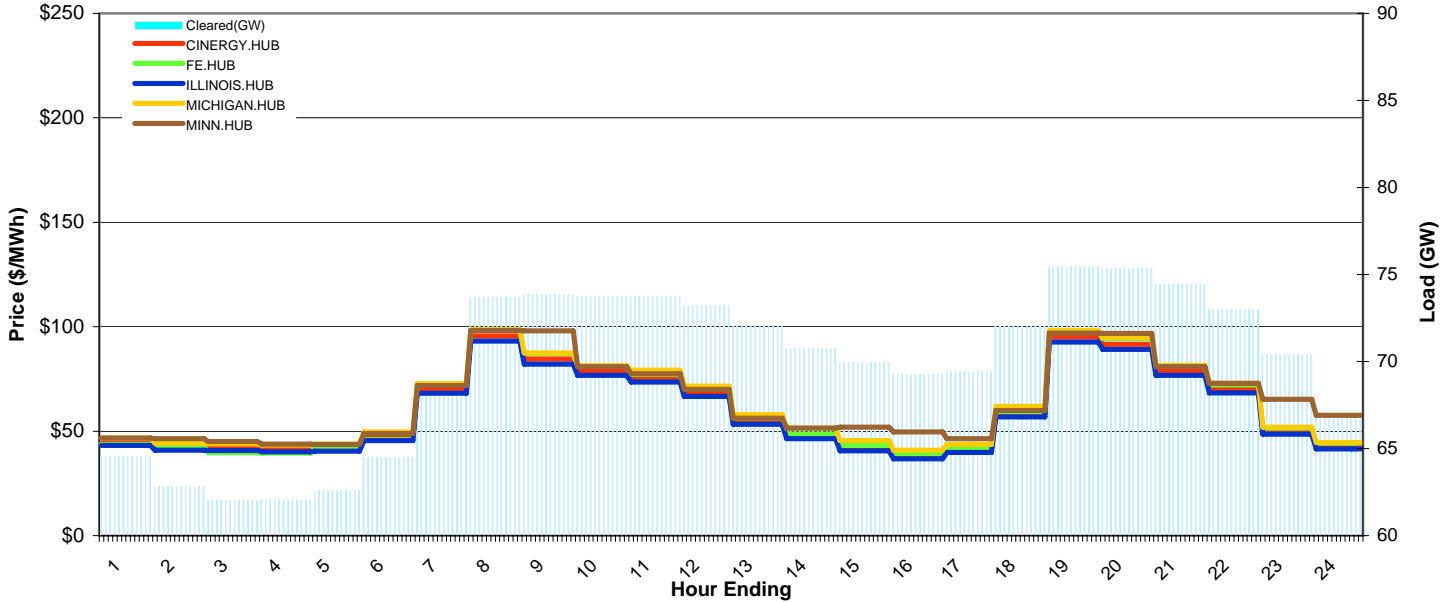
Delivery Day: Wednesday, January 31, 2007

Price Color Codes:



Day-Ahead Prices and Cleared Load

| | HE1 | HE2 | HE3 | HE4 | HE5 | HE6 | HE7 | HE8 | HE9 | HE10 | HE11 | HE12 | HE13 | HE14 | HE15 | HE16 | HE17 | HE18 | HE19 | HE20 | HE21 | HE22 | HE23 | HE24 |
|--------------|-------|-------|-------|-------|-------|-------|-------|-------|-------|-------|-------|-------|-------|-------|-------|-------|-------|-------|-------|-------|-------|-------|-------|-------|
| CINERGY.HUB | 44.48 | 42.36 | 42.54 | 41.93 | 42.00 | 47.43 | 69.89 | 95.56 | 84.56 | 78.68 | 75.43 | 68.31 | 54.71 | 47.72 | 41.86 | 38.01 | 40.99 | 58.26 | 95.11 | 91.55 | 78.71 | 70.04 | 50.37 | 43.20 |
| FE.HUB | 43.65 | 42.64 | 39.65 | 39.55 | 42.44 | 45.97 | 71.97 | 98.38 | 87.11 | 81.00 | 77.24 | 70.06 | 56.15 | 48.62 | 43.21 | 39.25 | 41.65 | 59.23 | 97.90 | 94.29 | 81.07 | 72.15 | 51.46 | 44.20 |
| ILLINOIS.HUB | 43.22 | 40.84 | 40.81 | 40.07 | 40.45 | 45.45 | 68.13 | 93.12 | 82.11 | 76.67 | 73.50 | 66.56 | 53.30 | 46.46 | 40.57 | 36.78 | 39.86 | 56.76 | 92.66 | 89.15 | 76.75 | 68.27 | 48.59 | 41.53 |
| MICHIGAN.HUB | 46.67 | 44.26 | 44.04 | 43.33 | 43.84 | 49.60 | 72.74 | 98.53 | 87.54 | 81.37 | 79.16 | 71.54 | 57.91 | 51.40 | 45.48 | 40.93 | 43.69 | 61.96 | 98.23 | 94.81 | 81.47 | 72.90 | 51.99 | 44.51 |
| MINN.HUB | 46.73 | 46.41 | 45.01 | 43.86 | 43.68 | 48.86 | 71.81 | 98.16 | 97.97 | 80.82 | 77.48 | 69.97 | 56.18 | 51.48 | 51.94 | 49.66 | 46.36 | 59.82 | 96.97 | 96.78 | 80.89 | 72.91 | 65.23 | 57.55 |
| Cleared(GW) | 64.5 | 62.8 | 62.0 | 62.1 | 62.6 | 64.5 | 68.2 | 73.7 | 73.8 | 73.7 | 73.7 | 73.2 | 72.1 | 70.8 | 69.9 | 69.3 | 69.4 | 72.0 | 75.5 | 75.3 | 74.4 | 73.0 | 70.4 | 66.9 |



Preliminary Real-Time Prices with Forecasted and Actual System Load

| | HE1 | HE2 | HE3 | HE4 | HE5 | HE6 | HE7 | HE8 | HE9 | HE10 | HE11 | HE12 | HE13 | HE14 | HE15 | HE16 | HE17 | HE18 | HE19 | HE20 | HE21 | HE22 | HE23 | HE24 |
|------------------|-------|--------|--------|--------|-------|-------|-------|--------|-------|-------|--------|-------|-------|-------|-------|-------|-------|-------|-------|--------|-------|-------|--------|-------|
| CINERGY.HUB | 71.54 | 85.88 | 129.78 | 79.57 | 20.90 | 45.64 | 62.63 | 104.39 | 42.47 | 75.00 | 101.51 | 48.98 | 44.28 | 50.19 | 73.72 | 54.63 | 72.04 | 49.06 | 71.46 | 72.67 | 66.86 | 79.43 | 129.43 | 41.85 |
| FE.HUB | 73.05 | 88.50 | 133.38 | 82.05 | 21.49 | 45.07 | 63.58 | 106.51 | 43.71 | 76.73 | 103.92 | 50.18 | 45.72 | 51.89 | 76.00 | 56.22 | 74.14 | 50.17 | 71.25 | 75.18 | 67.23 | 81.64 | 132.97 | 42.56 |
| ILLINOIS.HUB | 69.96 | 84.73 | 126.92 | 77.35 | 18.45 | 40.39 | 59.54 | 102.52 | 42.48 | 73.95 | 99.98 | 48.47 | 43.76 | 49.60 | 72.92 | 54.16 | 70.98 | 48.33 | 70.77 | 72.07 | 66.18 | 78.37 | 127.22 | 41.09 |
| MICHIGAN.HUB | 73.37 | 86.16 | 131.81 | 80.89 | 21.28 | 46.21 | 63.35 | 104.58 | 42.20 | 76.11 | 116.27 | 50.67 | 47.30 | 54.29 | 76.36 | 56.23 | 74.00 | 50.28 | 72.82 | 74.14 | 68.08 | 81.13 | 133.30 | 42.91 |
| MINN.HUB | 73.59 | 237.30 | 240.36 | 160.03 | 29.90 | 49.77 | 59.83 | 135.85 | 97.16 | 78.11 | 104.25 | 51.21 | 68.66 | 75.36 | 90.18 | 74.03 | 80.70 | 51.15 | 79.51 | 115.49 | 82.21 | 81.52 | 129.39 | 42.06 |
| Forecasted(GW) | 66.2 | 64.4 | 63.4 | 63.1 | 63.9 | 66.3 | 71.6 | 77.4 | 79.1 | 78.8 | 78.2 | 77.3 | 76.1 | 75.3 | 74.5 | 73.6 | 73.5 | 75.3 | 79.1 | 80.0 | 79.0 | 76.8 | 73.0 | 69.3 |
| (RT) - (DA Load) | 3.67 | 3.68 | 3.57 | 3.23 | 3.26 | 3.42 | 4.78 | 5.59 | 7.19 | 6.34 | 5.57 | 5.14 | 4.96 | 5.45 | 5.69 | 5.76 | 5.83 | 4.62 | 5.05 | 6.22 | 5.88 | 5.22 | 4.18 | 3.06 |

