

APPENDIX J

SUMMARY OF FY 2001 ENVIRONMENTAL QUALITY FINES AND PENALTIES ASSESSED AND PAID

This appendix meets the requirements for fines and penalties analysis under Public Law 106-65 Department of Defense Authorization Act for FY 2000. The analysis is presented using data from FY 2001 and the six preceding fiscal years, where this full data set is available. Not all of the required data covers this time period and hence some of the analysis only covers FY 1997 through FY 2001.

This appendix includes an analysis of fines assessed and paid by DoD and the Components. The analysis of fines paid shows the amount paid in cash in current year dollars and the amounts

invested in Supplemental Environmental Projects (SEPs) against the originally assessed fine. (Completion of SEPs in lieu of fines is typically more costly than cash payments.) A fine assessed in one fiscal year may not necessarily be paid until a later fiscal year (the amounts assessed and paid are shown in current year dollars). In addition, the analysis includes a breakdown of fines by statute and indicates the origin of the fines (i.e., Federal, state, or local regulatory authority).

DoD Component	Fines Assessed in Fiscal Year 2001	
	Amount Assessed	
EPA		
Army	\$	798,746
Navy	\$	151,000
Marine Corps	\$	20,893
Air Force	\$	135,717
DLA	\$	-
EPA Total	\$	1,106,356
STATE		
Army	\$	370,601
Navy	\$	61,400
Marine Corps	\$	-
Air Force	\$	61,794
DLA	\$	19,387
State Total	\$	513,182
LOCAL		
Army	\$	-
Navy	\$	18,100
Marine Corps	\$	-
Air Force	\$	1,050
DLA	\$	-
Local Total	\$	19,150

DoD Component	Fines Assessed in Fiscal Year 2001	
	Amount Assessed	
DoD COMPONENT TOTAL		
Army	\$	1,169,347
Navy	\$	230,500
Marine Corps	\$	20,893
Air Force	\$	198,561
DLA	\$	19,387
Grand Total	\$	1,638,688

Army	Fines Assessed in Fiscal Year 2001				
Installations by Federal, State, and Local	State	Authority	Issuing Agency	Date Assessed	Amount Assessed

EPA					
Seneca Army Depot*	NY	RCRA-C	II	09/28/01	\$ 51,812
Fort Shafter*	HI	CAA	IX	09/28/01	\$ 184,250
Letterkenny Army Depot	PA	RCRA-C	III	10/01/00	\$ 162,030
Fort Jackson**	SC	CAA	IV	04/11/01	\$ 400,654
EPA Subtotal					\$ 798,746

STATE					
Fort Missoula	MT	SDWA	Montana	10/01/00	\$ 2,324
Fort Lewis	WA	CAA	Washington	10/13/00	\$ 1,000
Pine Bluff Arsenal	AR	RCRA-C	Arkansas	11/06/00	\$ 9,000
Fort Sam Houston	TX	CWA	Texas	01/22/01	\$ 4,000
Umatilla Chemical Disposal Facility	OR	RCRA-C	Oregon	01/24/01	\$ 3,000
Fort Knox	KY	CWA	Kentucky	02/28/01	\$ 13,200
Holland DMPS (U.S. Army Corps of Engineers)	MI	CWA	Michigan	03/13/01	\$ 92,000
Fort Bragg	NC	CAA	North Carolina	04/11/01	\$ 17,711
Picatinny Arsenal	NJ	CAA	New Jersey	04/19/01	\$ 1,000
Fort Shafter	HI	RCRA-I	Hawaii	05/08/01	\$ 600
Tooele Chemical Agent Disposal Facility	UT	CAA	Utah	05/17/01	\$ 1,500
Picatinny Arsenal	NJ	CAA	New Jersey	07/03/01	\$ 67,500
Tooele Army Depot	UT	RCRA-C	Utah	07/05/01	\$ 26,720
Fort Leonard Wood***	MO	CAA	Missouri	08/10/01	\$ 44,046
Camp Santiago	PR	RCRA	Puerto Rico	08/27/01	\$ 12,000
U.S. Military Academy	NY	CWA	New York	09/18/01	\$ 75,000
State Subtotal					\$ 370,601

Army	Fines Assessed in Fiscal Year 2001				
Installations by Federal, State, and Local	State	Authority	Issuing Agency	Date Assessed	Amount Assessed
LOCAL					
<i>None</i>					\$ -
Local Subtotal					\$ -
Army Total					\$ 1,169,347

* This fine was assessed in FY 2000 but was not reported. Therefore, the fine amount is not included in FY 2001 totals.

** SC originally issued the fine for \$5,000 in FY 1998. Case was reopened by EPA and the fine was reassessed.

*** The fine assessed was an administrative fee.

Navy	Fines Assessed in Fiscal Year 2001				
Installations by Federal, State, and Local	State	Authority	Issuing Agency	Date Assessed	Amount Assessed

EPA					
Naval Air Station Jacksonville	FL	RCRA-C	IV	11/02/00	\$ 150,000
COMNAVBASE Pearl Harbor	HI	RCRA-I	IX	11/02/00	\$ 100
COMNAVBASE Pearl Harbor	HI	RCRA-I	IX	11/08/00	\$ 900
EPA Subtotal					\$ 151,000

STATE					
PACMISRANFAC Barking Sands	HI	RCRA-C	Hawaii	11/02/00	\$ 40,100
COMNAVBASE Pearl Harbor	HI	RCRA-I	Hawaii	11/17/00	\$ 300
NAVHOSP Portsmouth	VA	Medical Waste	Virginia	01/30/01	\$ 15,000
National Naval Medical Center Bethesda	MD	CWA	Maryland	04/18/01	\$ 5,000
Weapons Station Colts Neck	NJ	CAA	New Jersey	05/09/01	\$ 1,000
State Subtotal					\$ 61,400

LOCAL					
SWNAVFACENGCOM San Diego	CA	CAA		10/05/00	\$ 2,500
NAS LeMoore	CA	CAA		12/08/00	\$ 600
PWC San Deigo	CA	CAA		12/15/00	\$ 500
PWC San Deigo	CA	CAA		12/15/00	\$ 1,000
PWC San Deigo	CA	CAA		12/15/00	\$ 1,000
NAS North Island	CA	CAA		12/15/00	\$ 500
NAS North Island	CA	CAA		12/15/00	\$ 1,000
Commander Mid-Atlantic Region Norfolk	VA	CWA		06/03/01	\$ 1,000
Naval Region Mid-Atlantic Norfolk	VA	CWA		07/31/01	\$ 1,000
Naval Region Mid-Atlantic Norfolk	VA	CWA		07/31/01	\$ 1,000
Naval Region Mid-Atlantic Norfolk	VA	CWA		07/31/01	\$ 1,000
Naval Region Mid-Atlantic Norfolk	VA	CWA		07/31/01	\$ 1,000

Navy	Fines Assessed in Fiscal Year 2001				
Installations by Federal, State, and Local	State	Authority	Issuing Agency	Date Assessed	Amount Assessed
Naval Region Mid-Atlantic Norfolk	VA	CWA		08/30/01	\$ 4,000
Commander Mid-Atlantic Region Norfolk	VA	CWA		08/31/01	\$ 1,000
Naval Air Weapons Station China Lake	CA	CAA		09/06/01	\$ 1,000
Local Subtotal					\$ 18,100
Navy Total					\$ 230,500

Marine Corps	Fines Assessed in Fiscal Year 2001				
Installations by Federal, State, and Local	State	Authority	Issuing Agency	Date Assessed	Amount Assessed
EPA					
MCAS Cherry Point	NC	RCRA-I	IV	09/17/01	\$ 20,893
EPA Subtotal					\$ 20,893
STATE					
<i>None</i>					\$ -
State Subtotal					\$ -
LOCAL					
<i>None</i>					\$ -
Local Subtotal					\$ -
Marine Corps Total					\$ 20,893

Air Force	Fines Assessed in Fiscal Year 2001				
Installations by Federal, State, and Local	State	Authority	Issuing Agency	Date Assessed	Amount Assessed
EPA					
Eielson AFB*	AK	CAA	X	09/14/00	\$ 498,840
Hickman AFB	HI	RCRA-I	IX	11/03/00	\$ 1,250
Kaena Point	HI	RCRA-I	IX	05/04/01	\$ 300
Eglin AFB	FL	RCRA-D	IV	07/31/01	\$ 111,509
Arnold AFB	TN	RCRA-C	IV	09/26/01	\$ 22,658
EPA Subtotal					\$ 135,717
STATE					
Dare County Range	NC	CWA	North Carolina	10/30/00	\$ 1,000
Portland	OR	RCRA-C	Oregon	02/28/01	\$ 1,000
Lackland AFB	TX	CAA	Texas	04/11/01	\$ 2,820
Dover AFB	DE	RCRA-C	Delaware	04/11/01	\$ 50,000
Bellows AFB	HI	RCRA-I	Hawaii	05/04/01	\$ 600
Canon AFB	NM	CAA	New Mexico	06/14/01	\$ 2,025
Avon Park	FL	RCRA-C	Florida	08/02/01	\$ 4,349
State Subtotal					\$ 61,794
LOCAL					
Edwards AFB	CA	CAA		01/19/00	\$ 600
Moffet Field	CA	CAA		02/28/01	\$ 250
Portland	OR	CWA		05/18/01	\$ 100
Portland	ME	CWA		08/28/01	\$ 100
Local Subtotal					\$ 1,050
Air Force Total					\$ 198,561

* This fine was assessed in FY 2000 but was not reported. Therefore, the fine amount is not included in FY 2001 totals.

Defense Logistics Agency	Fines Assessed in Fiscal Year 2001				
Installations by Federal, State, and Local	State	Authority	Issuing Agency	Date Assessed	Amount Assessed
EPA					
<i>None</i>					\$ -
EPA Subtotal					\$ -
STATE					
Defense Supply Center Richmond	VA	RCRA-C	Virginia	04/16/01	\$ 16,000
Defense Reutilization and Marketing Office Mechanicsburg	PA	RCRA-C	Pennsylvania	04/30/01	\$ 3,000
Defense Depot Susquehanna	PA	RCRA-D	Pennsylvania	09/27/01	\$ 387
State Subtotal					\$ 19,387
LOCAL					
<i>None</i>					\$ -
Local Subtotal					\$ -
DLA Total					\$ 19,387

DoD Component	Fines Paid in Fiscal Year 2001			
	Amount Assessed	Amount Paid		
		Cash	SEPs	Total

EPA				
Army	\$ 1,380,020	\$ 630,470	\$ 1,250,586	\$ 1,881,056
Navy	\$ 1,000	\$ 1,000	\$ -	\$ 1,000
Marine Corps	\$ 39,600	\$ 1,650	\$ -	\$ 1,650
Air Force	\$ 668,127	\$ 191,690	\$ 150,000	\$ 341,690
DLA	\$ -	\$ -	\$ -	\$ -
EPA Total	\$ 2,088,747	\$ 824,810	\$ 1,400,586	\$ 2,225,396

STATE				
Army	\$ 522,141	\$ 314,333	\$ 140,000	\$ 454,333
Navy	\$ 55,100	\$ 49,100	\$ -	\$ 49,100
Marine Corps	\$ 16,250	\$ 16,250	\$ -	\$ 16,250
Air Force	\$ -	\$ -	\$ -	\$ -
DLA	\$ 16,000	\$ 16,000	\$ -	\$ 16,000
State Total	\$ 609,491	\$ 395,683	\$ 140,000	\$ 535,683

LOCAL				
Army	\$ -	\$ -	\$ -	\$ -
Navy	\$ -	\$ -	\$ -	\$ -
Marine Corps	\$ -	\$ -	\$ -	\$ -
Air Force	\$ 200	\$ 200	\$ -	\$ 200
DLA	\$ -	\$ -	\$ -	\$ -
Local Total	\$ 200	\$ 200	\$ -	\$ 200

DoD Component	Fines Paid in Fiscal Year 2001			
	Amount Assessed	Amount Paid		
		Cash	SEPs	Total

DoD COMPONENT TOTALS

Army	\$ 1,902,161	\$ 944,803	\$ 1,390,586	\$ 2,335,389
Navy	\$ 56,100	\$ 50,100	\$ -	\$ 50,100
Marine Corps	\$ 55,850	\$ 17,900	\$ -	\$ 17,900
Air Force	\$ 668,327	\$ 191,890	\$ 150,000	\$ 341,890
DLA	\$ 16,000	\$ 16,000	\$ -	\$ 16,000
Grand Total	\$ 2,698,438	\$ 1,220,693	\$ 1,540,586	\$ 2,761,279

Army	Fines Paid in Fiscal Year 2001								
Installation by Federal, State, and Local	State	Authority	Issuing Agency	Date Assessed	Amount Assessed	Date Resolved	Amount Paid		
							Cash	SEPs	Total

EPA									
Walter Reed Army Medical Center	DC	RCRA-I	III	06/30/98	\$ 109,851	10/20/00	\$ 86,715	\$ -	\$ 86,715
Fort Drum	NY	RCRA-I	II	07/01/99	\$ 259,960	11/16/00	\$ 135,000	\$ -	\$ 135,000
Pine Bluff Arsenal	AR	CAA	VI	08/28/00	\$ 48,000	02/06/01	\$ 21,000	\$ -	\$ 21,000
Fort Campbell	KY	RCRA-C	IV	08/14/00	\$ 37,125	03/06/01	\$ 10,334	\$ -	\$ 10,334
Letterkenny Army Depot	PA	RCRA-C	III	10/01/00	\$ 162,030	03/30/01	\$ 4,921	\$ 94,586	\$ 99,507
Fort Lewis	WA	RCRA-I	X	09/18/00	\$ 450,554	05/16/01	\$ 60,000	\$ 200,000	\$ 260,000
Fort Bragg	NC	SDWA	IV	03/14/00	\$ 312,500	06/05/01	\$ 312,500	\$ 956,000	\$ 1,268,500
EPA Subtotal					\$ 1,380,020		\$ 630,470	\$ 1,250,586	\$ 1,881,056

STATE									
Fort Benning	GA	SDWA	GA	06/15/00	\$ 9,000	10/01/00	\$ 8,000	\$ -	\$ 8,000
Tooele Chemical Agent Disposal Facility*	UT	RCRA-C	UT	12/30/99	\$ 68,445	10/30/00	\$ 10,075	\$ -	\$ 10,075
							\$ 56,898	\$ -	\$ 56,898
Fort Sam Houston	TX	RCRA-C	TX	11/30/99	\$ 7,975	10/30/00	\$ 7,975	\$ -	\$ 7,975
Fort Bragg	NC	RCRA-C	NC	12/01/99	\$ 107,500	11/08/00	\$ 57,497	\$ -	\$ 57,497
Military Ocean Terminal, Bayonne	NJ	CAA	NJ	03/05/99	\$ 56,000	11/09/00	\$ -	\$ -	\$ -
Fort Missoula	MT	SDWA	MT	10/01/00	\$ 2,324	11/22/00	\$ 1,900	\$ -	\$ 1,900
Aberdeen Proving Ground	MD	RCRA-C	MD	05/30/00	\$ 1,000	11/27/00	\$ 1,000	\$ -	\$ 1,000
Pine Bluff Arsenal	AR	RCRA-C	AR	11/06/00	\$ 9,000	11/29/02	\$ 4,500	\$ -	\$ 4,500
Fort Carson	CO	RCRA-C	CO	08/09/00	\$ 59,363	12/14/00	\$ 17,000	\$ 40,000	\$ 57,000
Indiana Army Ammunition Plant	IN	RCRA-C	IN	08/18/00	\$ 22,500	01/16/01	\$ 22,500	\$ -	\$ 22,500
Lake City Army Ammunition Plant	MO	RCRA-C	MO	11/24/99	\$ 29,400	02/04/01	\$ 14,700	\$ -	\$ 14,700
Umatilla Chemical Disposal Facility	OR	RCRA-C	OR	01/24/01	\$ 3,000	02/07/01	\$ 3,000	\$ -	\$ 3,000
Tooele Army Depot	UT	RCRA-C	UT	04/13/00	\$ 145,134	05/30/01	\$ 63,741	\$ 100,000	\$ 163,741

Army	Fines Paid in Fiscal Year 2001								
Installation by Federal, State, and Local	State	Authority	Issuing Agency	Date Assessed	Amount Assessed	Date Resolved	Amount Paid		
							Cash	SEPs	Total
Tooele Chemical Agent Disposal Facility**	UT	CAA	UT	05/17/01	\$ 1,500	07/13/01	\$ 1,500	\$ -	\$ 1,500
Fort Leonard Wood***	MO	CAA	MO	08/10/00	\$ -	08/13/01	\$ 44,047	\$ -	\$ 44,047
State Subtotal					\$ 522,141		\$ 314,333	\$ 140,000	\$ 454,333
LOCAL									
<i>None</i>					\$ -		\$ -	\$ -	\$ -
Local Subtotal					\$ -		\$ -	\$ -	\$ -
Army Total					\$ 1,902,161		\$ 944,803	\$ 1,390,586	\$ 2,335,389

* \$56,898 paid by contractor.

** \$1,500 paid by contractor.

*** Amount paid in cash was administrative fee.

Navy	Fines Paid in Fiscal Year 2001								
Installation by Federal, State, and Local	State	Authority	Issuing Agency	Date Assessed	Amount Assessed	Date Resolved	Amount Paid		
							Cash	SEPs	Total
EPA									
COMNAVBASE Pearl Harbor	HI	RCRA-I	IX	11/02/00	\$ 100	12/22/00	\$ 100	\$ -	\$ 100
COMNAVBASE Pearl Harbor	HI	RCRA-I	IX	11/08/00	\$ 900	12/22/00	\$ 900	\$ -	\$ 900
EPA Subtotal					\$ 1,000		\$ 1,000	\$ -	\$ 1,000
STATE									
NAVHOSP Portsmouth	VA	Medical Waste	VA	1/30/2001	\$ 15,000	11/30/2001	\$ 15,000	\$ -	\$ 15,000
PACMISRANFAC Barking Sands	HI	RCRA-C	HI	11/2/2000	\$ 40,100	6/18/2001	\$ 34,100	\$ -	\$ 34,100
State Subtotal					\$ 55,100		\$ 49,100	\$ -	\$ 49,100
LOCAL									
<i>None</i>					\$ -		\$ -	\$ -	\$ -
Local Subtotal					\$ -		\$ -	\$ -	\$ -
Navy Total					\$ 56,100		\$ 50,100	\$ -	\$ 50,100

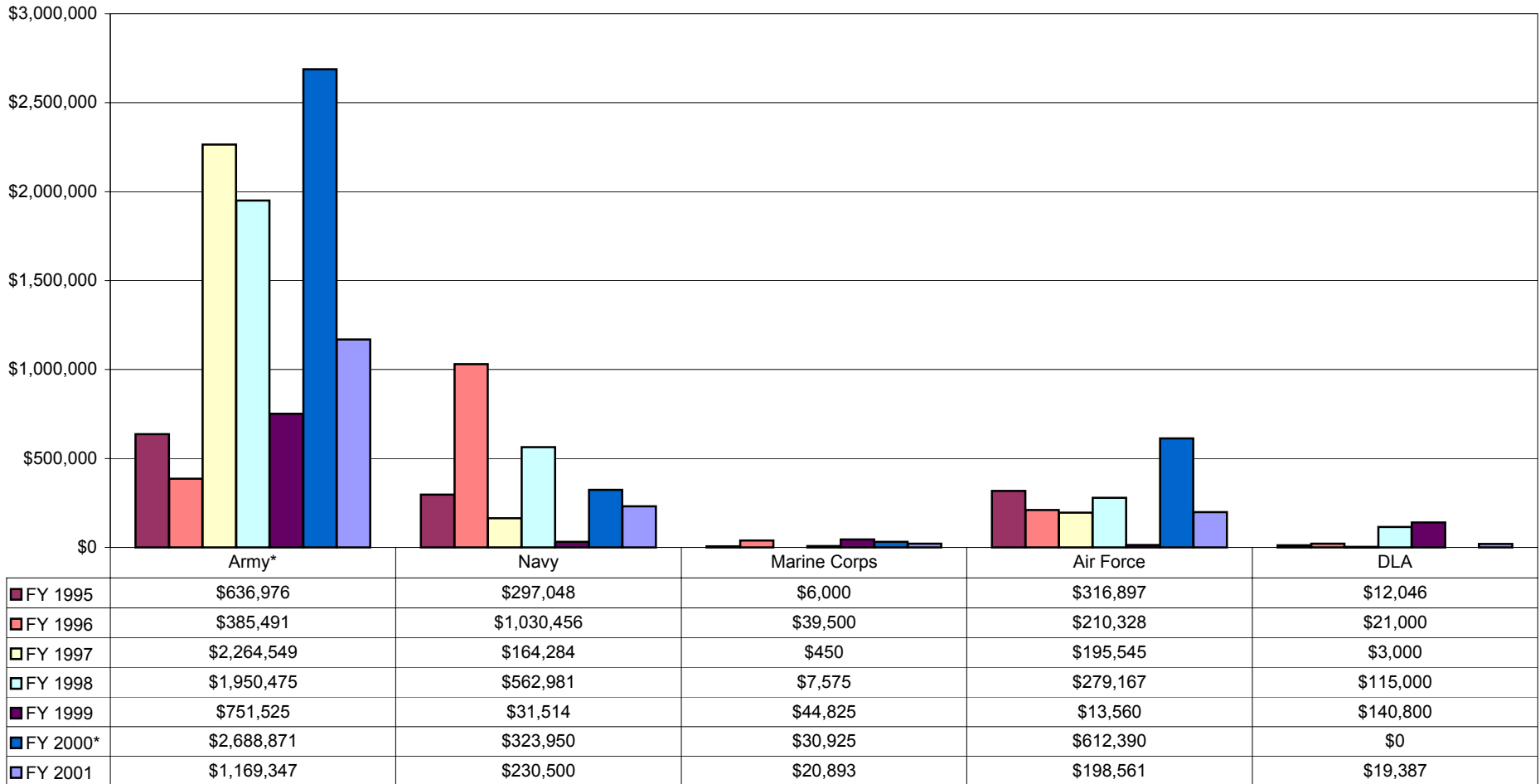
Marine Corps	Fines Paid in Fiscal Year 2001								
Installation by Federal, State, and Local	State	Authority	Issuing Agency	Date Assessed	Amount Assessed	Date Resolved	Amount Paid		
							Cash	SEPs	Total
EPA									
MCB Quantico	VA	CAA	III	9/30/1999	\$ 39,600	3/1/2001	\$ 1,650	\$ -	\$ 1,650
EPA Subtotal					\$ 39,600		\$ 1,650	\$ -	\$ 1,650
STATE									
MCAS Beaufort	SC	RCRA-C	SC	9/15/2000	\$ 16,250	11/3/2000	\$ 16,250	\$ -	\$ 16,250
State Subtotal					\$ 16,250		\$ 16,250	\$ -	\$ 16,250
LOCAL									
<i>None</i>					\$ -		\$ -	\$ -	\$ -
Local Subtotal					\$ -		\$ -	\$ -	\$ -
Marines Total					\$ -		\$ -	\$ -	\$ -

Air Force		Fines Paid in Fiscal Year 2001							
Installation by Federal, State, and Local	State	Authority	Issuing Agency	Date Assessed	Amount Assessed	Date Resolved	Amount Paid		
							Cash	SEPs	Total
EPA									
Tinker AFB	OK	RCRA-I	VI	01/13/98	\$ 96,703	11/07/00	\$ 51,500	\$ -	\$ 51,500
Barksdale AFB	LA	RCRA-I	VI	01/13/98	\$ 70,734	12/07/00	\$ 38,340	\$ -	\$ 38,340
Anderson AFB	GU	RCRA-I	IX	11/15/99	\$ 300	12/19/00	\$ 300	\$ -	\$ 300
Hickam AFB	HI	RCRA-I	IX	11/03/00	\$ 1,250	12/22/00	\$ 1,250	\$ -	\$ 1,250
Eielson AFB	AK	CAA	X	09/14/00	\$ 498,840	04/26/01	\$ 100,000	\$ 150,000	\$ 250,000
Kaena Point	HI	RCRA-I	IX	05/04/01	\$ 300	05/09/01	\$ 300	\$ -	\$ 300
EPA Subtotal					\$ 668,127		\$ 191,690	\$ 150,000	\$ 341,690
STATE									
<i>None</i>					\$ -		\$ -	\$ -	\$ -
State Subtotal					\$ -		\$ -	\$ -	\$ -
LOCAL									
Portland*	OR	CWA		05/18/01	\$ 100	06/18/01	\$ 100	\$ -	\$ 100
Portland*	ME	CWA		08/28/01	\$ 100	08/30/01	\$ 100	\$ -	\$ 100
Local Subtotal					\$ 200		\$ 200	\$ -	\$ 200
Air Force Total					\$ 668,327		\$ 191,890	\$ 150,000	\$ 341,890

* Paid with state funds.

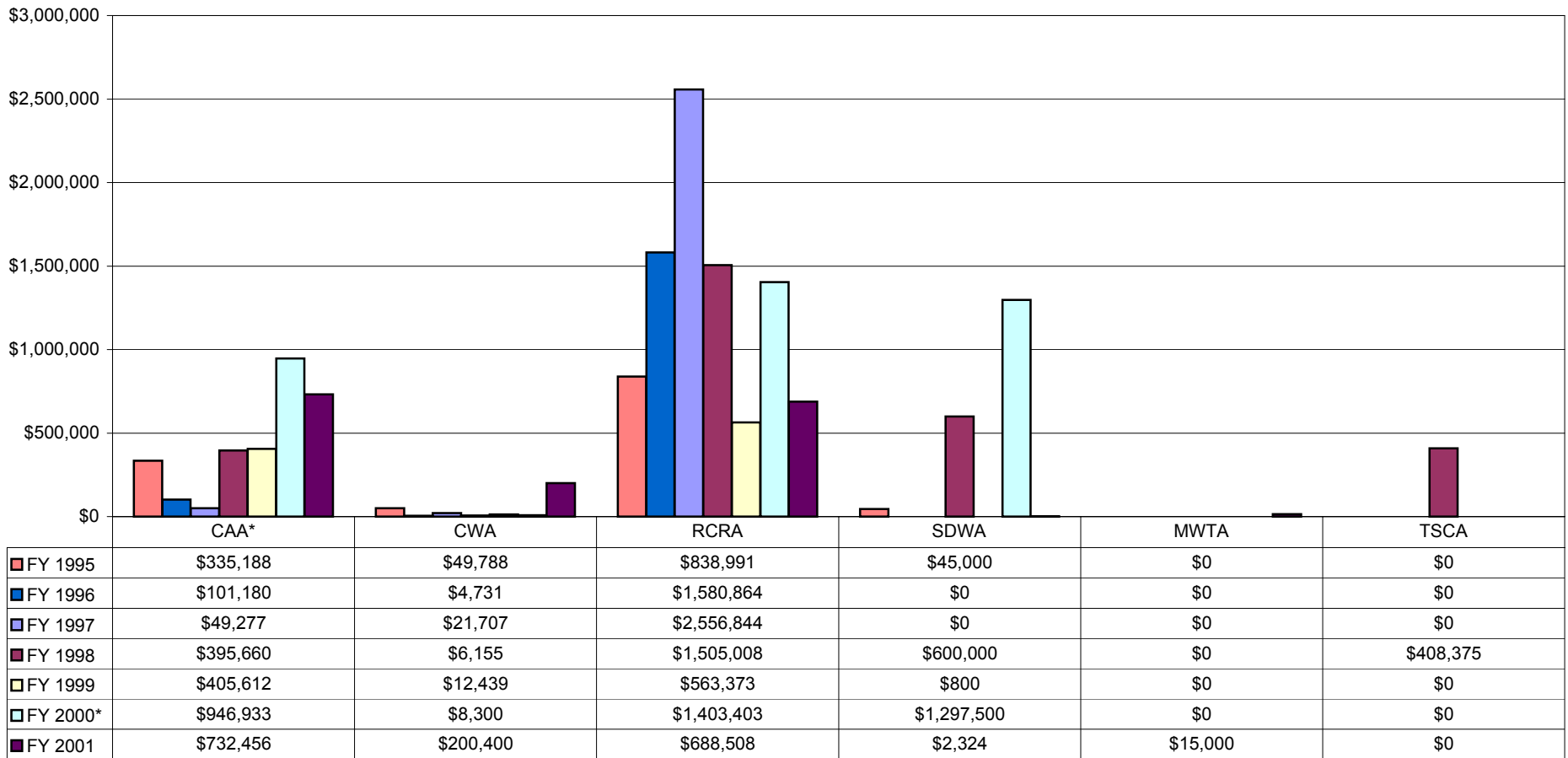
Defense Logistics Agency	Fines Paid in Fiscal Year 2001								
Installation by Federal, State and Local	State	Authority	Issuing Agency	Date Assessed	Amount Assessed	Date Resolved	Amount Paid		
							Cash	SEPs	Total
EPA									
<i>None</i>					\$ -		\$ -	\$ -	\$ -
EPA Subtotal					\$ -		\$ -	\$ -	\$ -
STATE									
Defense Supply Center Richmond	VA	RCRA-C	VA	04/16/01	\$ 16,000	08/31/01	\$ 16,000	\$ -	\$ 16,000
State Subtotal					\$ 16,000		\$ 16,000	\$ -	\$ 16,000
LOCAL									
<i>None</i>					\$ -		\$ -	\$ -	\$ -
Local Subtotal					\$ -		\$ -	\$ -	\$ -
DLA Total					\$ 16,000		\$ 16,000	\$ -	\$ 16,000

Figure 1
Fines Assessed
DoD Component Totals
FY 1995 to FY 2001



* Does not include a fine assessed against Fort Wainwright, Alaska under the Clean Air Act in FY 2000.

Figure 2
Fines Assessed by Statute
DoD-Wide
FY 1995 to FY 2001



* Does not include a fine assessed against Fort Wainwright, Alaska under the Clean Air Act in FY 2000.

Figure 3
Total Amount of Fines Assessed by Issuing Agency
DoD-Wide
FY 2001

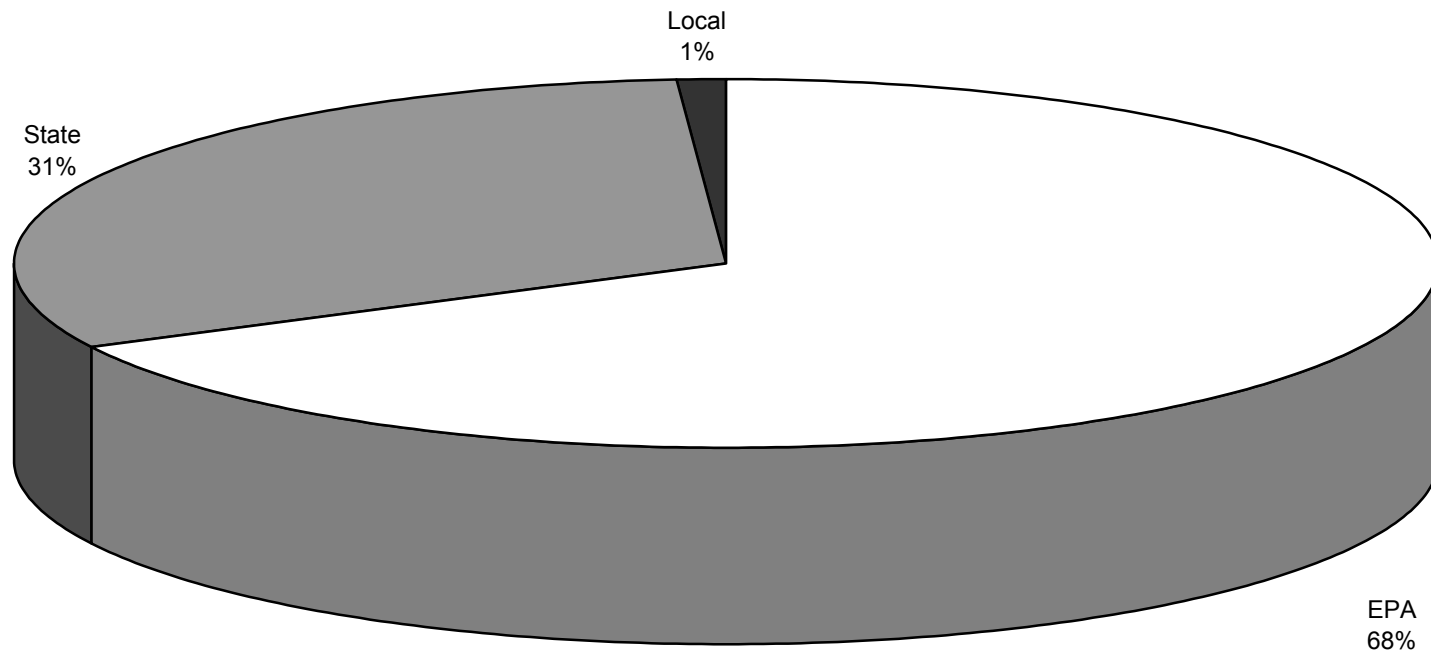
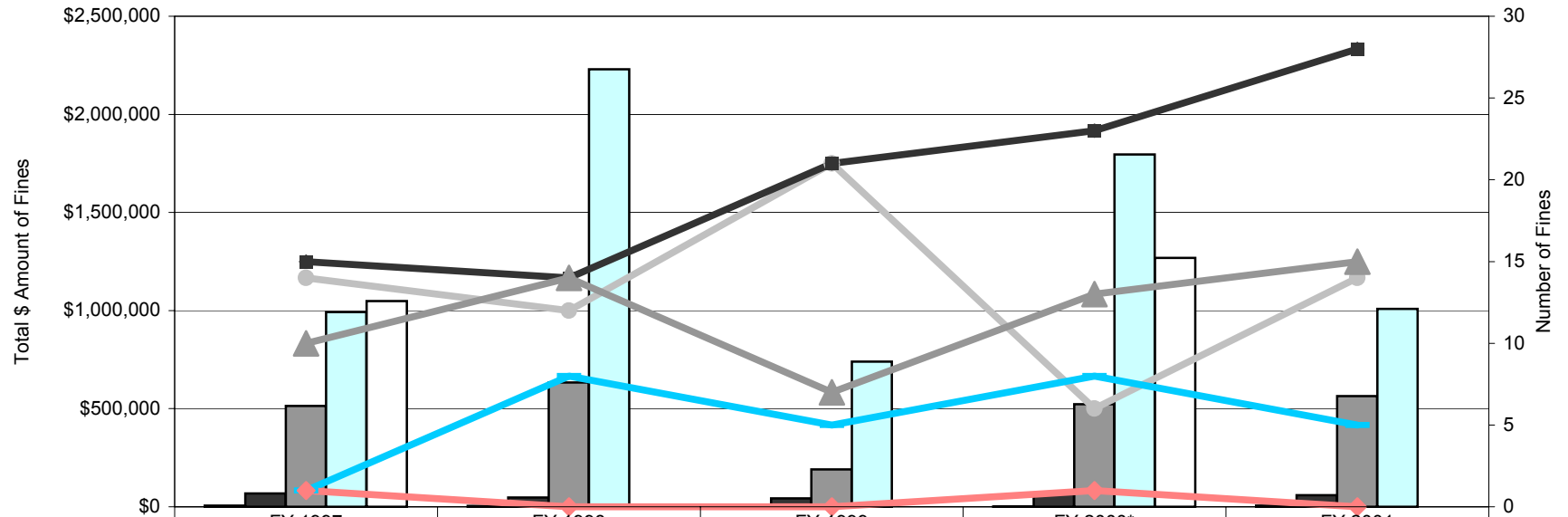


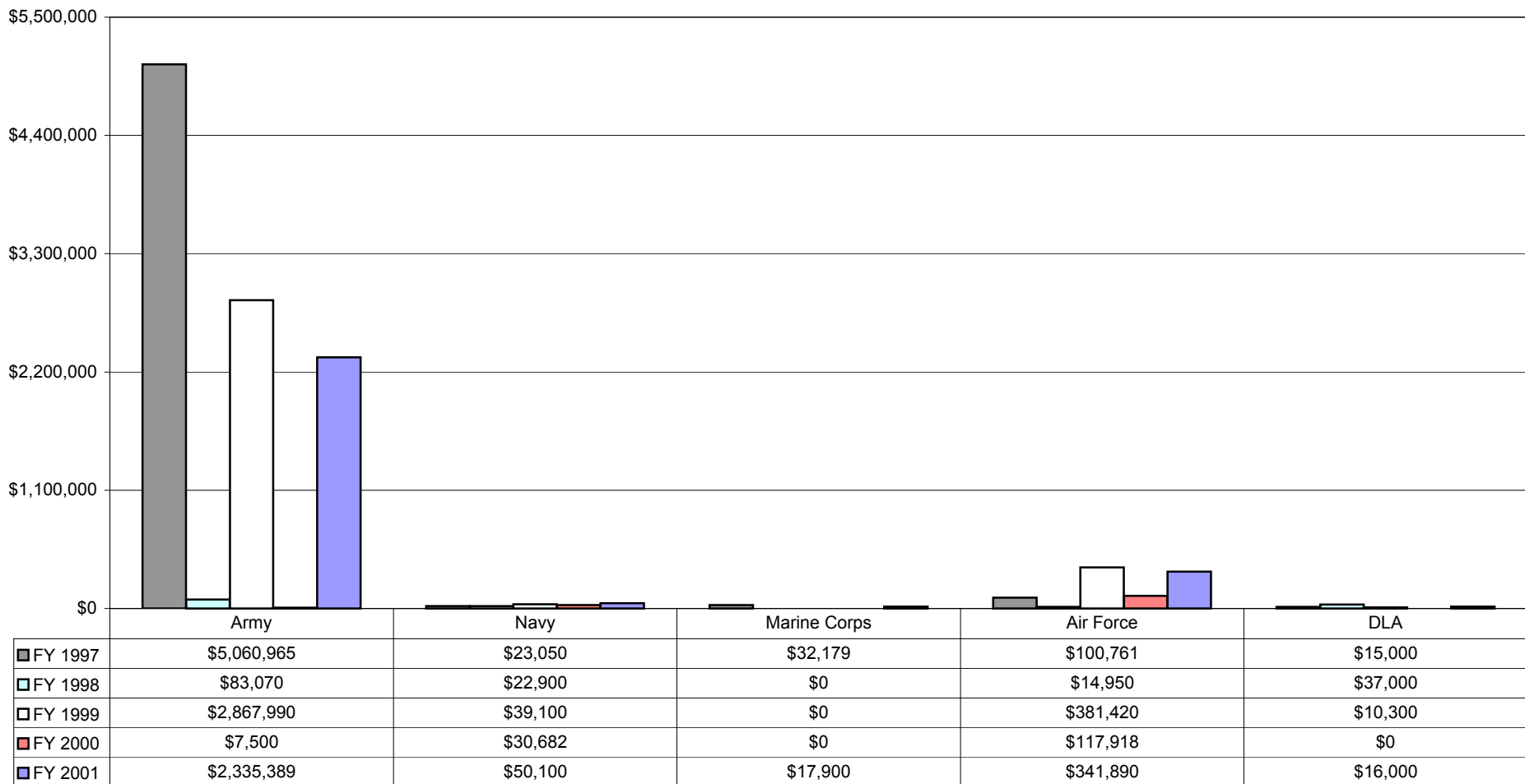
Figure 4
Number of Fines Assessed by Size
DoD-Wide
FY 1997 to FY 2001



\$0 - \$999	\$5,782	\$4,431	\$7,950	\$1,750	\$5,837
\$1,000 - \$9,999	\$67,390	\$47,284	\$43,001	\$67,168	\$59,768
\$10,000 - \$99,999	\$514,356	\$633,857	\$191,090	\$522,583	\$564,640
\$100,000 - \$999,999	\$991,700	\$2,229,626	\$740,183	\$1,796,135	\$1,008,443
> \$1,000,000*	\$1,048,600	\$0	\$0	\$1,268,500	\$0
\$0 - \$999	14	12	21	6	14
\$1,000 - \$9,999	15	14	21	23	28
\$10,000 - \$99,999	10	14	7	13	15
\$100,000 - \$999,999	1	8	5	8	5
> \$1,000,000*	1	0	0	1	0

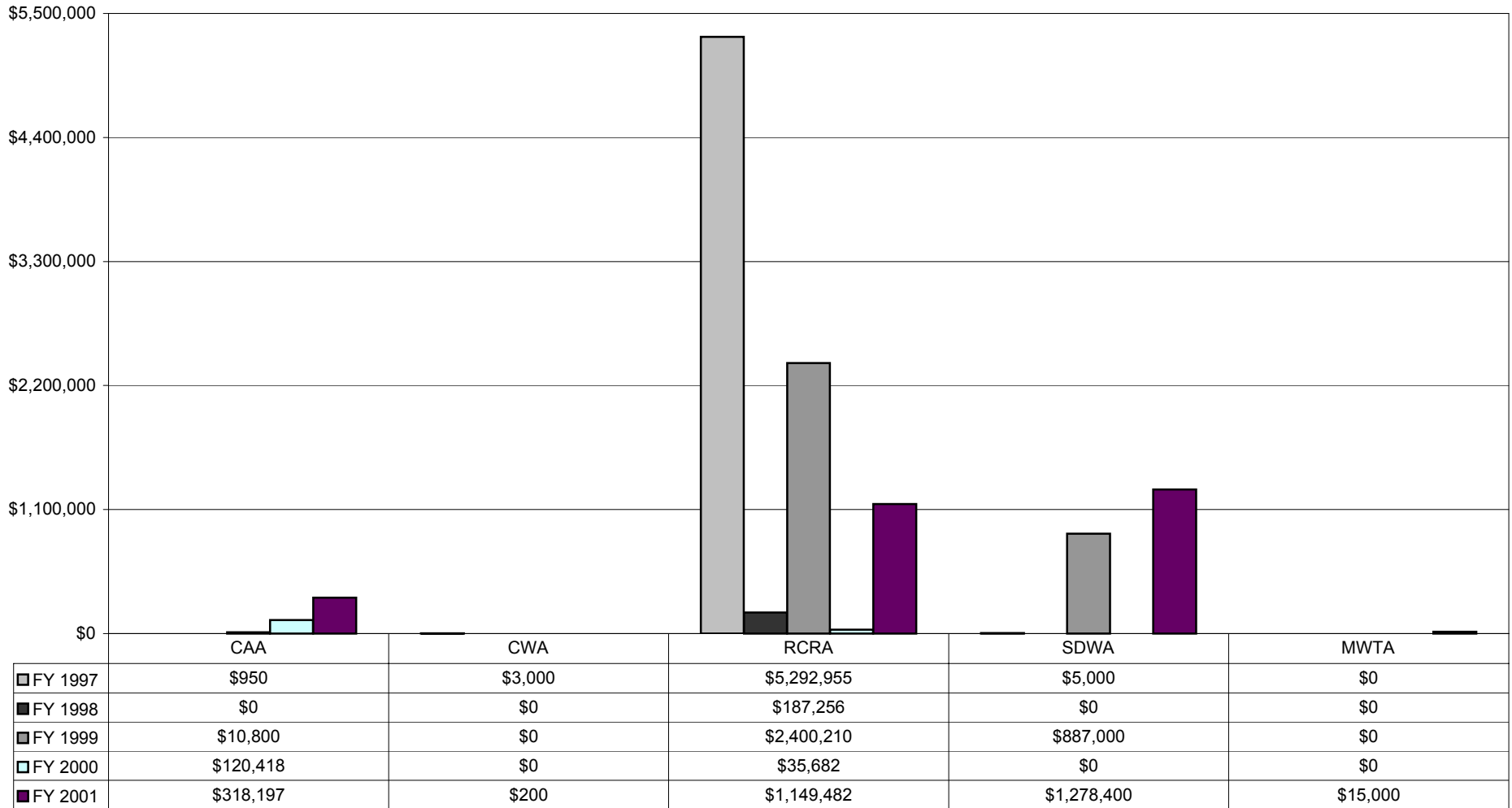
* Does not include a fine assessed against Fort Wainwright, Alaska under the Clean Air Act in FY 2000.

Figure 5
Fines Paid (Cash and SEPs)**
DoD Components
FY 1997 to FY 2001



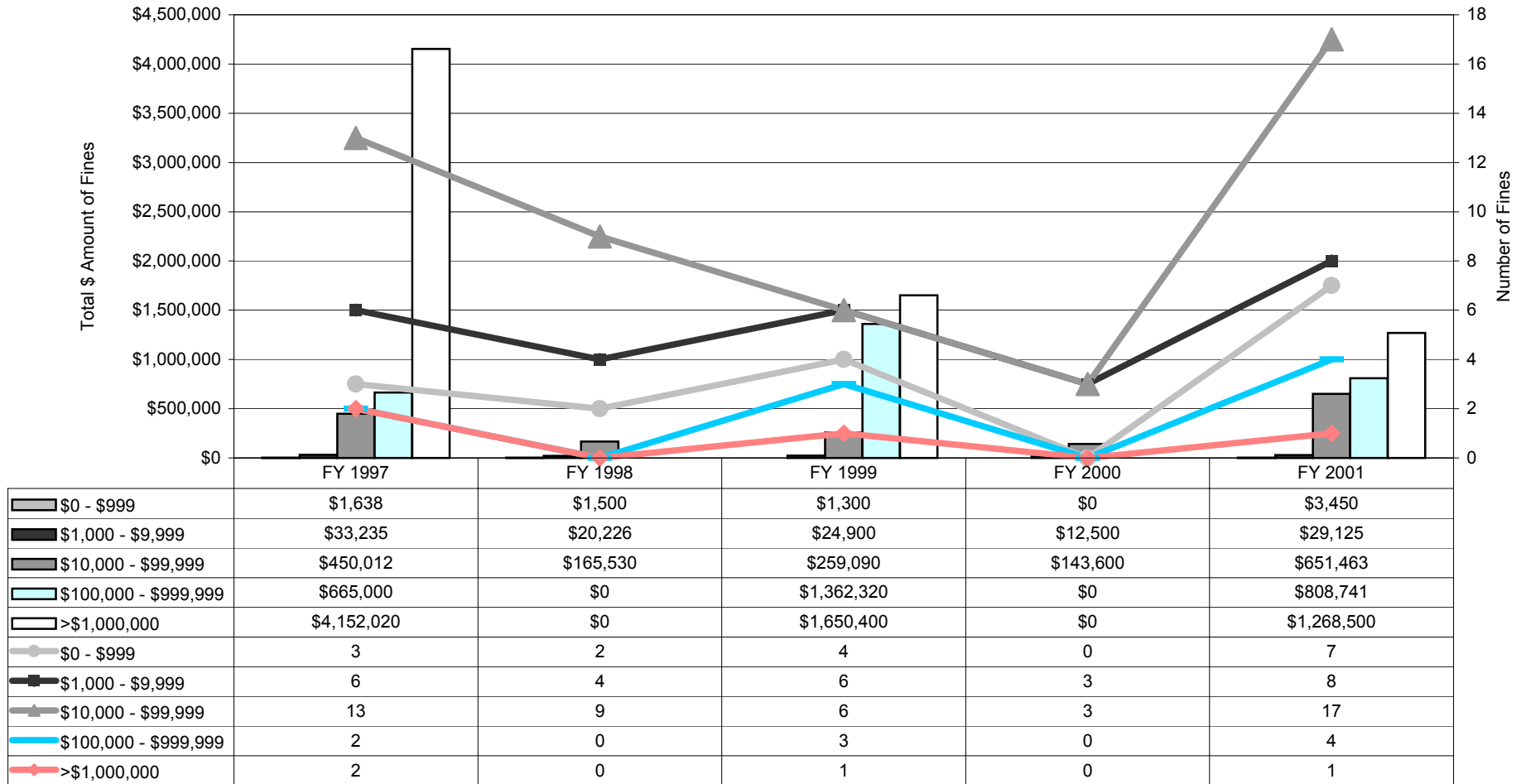
** The amounts paid in cash and SEPs are linked to the amount assessed in the original fine, regardless of the year assessed.

Figure 6
Fines Paid (Cash and SEPs) by Statute**
DoD-Wide
FY 1997 to FY 2001



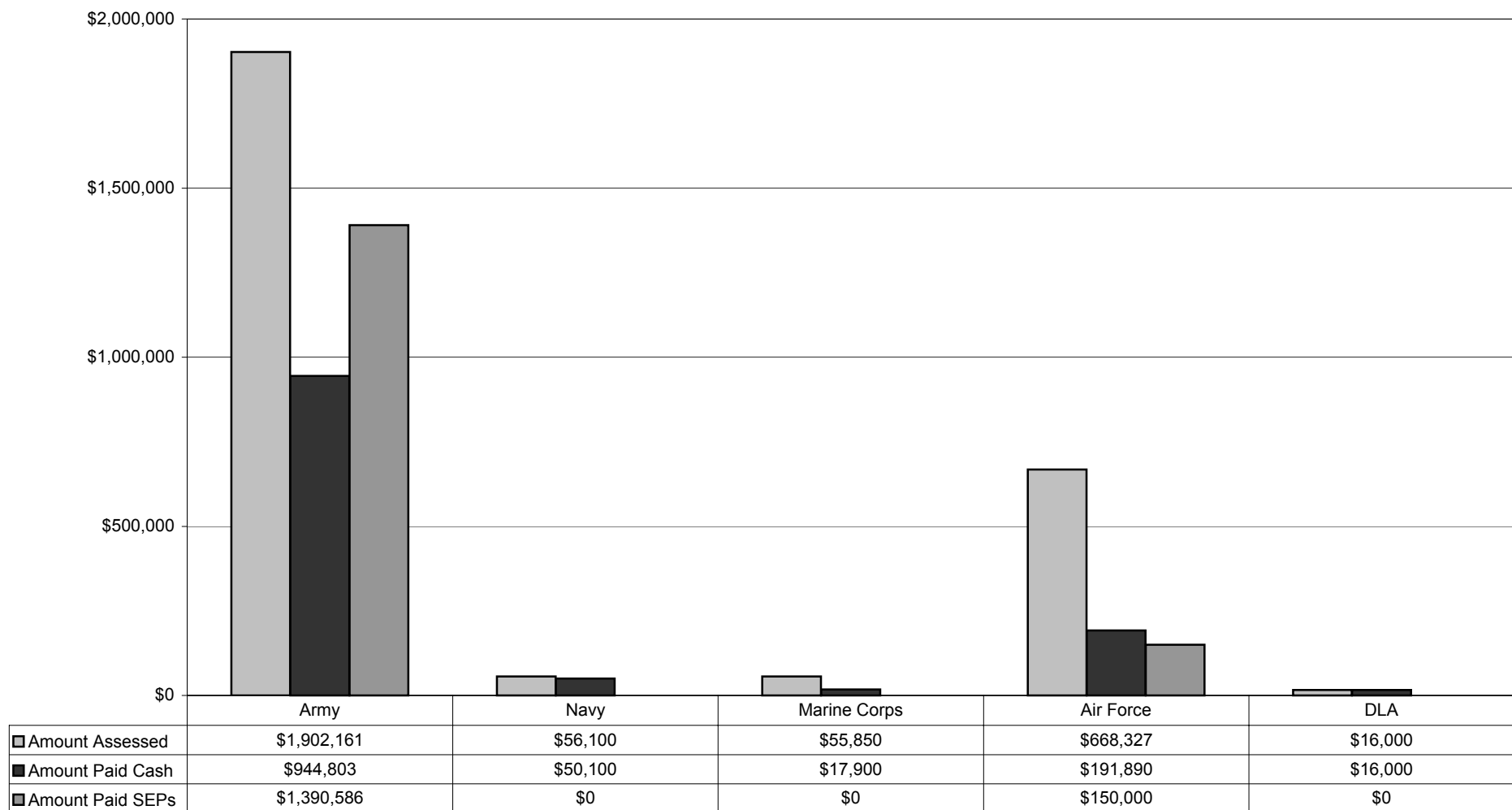
** The amounts paid in cash and SEPs are linked to the amount assessed in the original fine, regardless of the year assessed.

Figure 7
Number of Fines Paid (Cash and SEPs) by Size**
DoD-Wide
FY 1997 to FY 2001



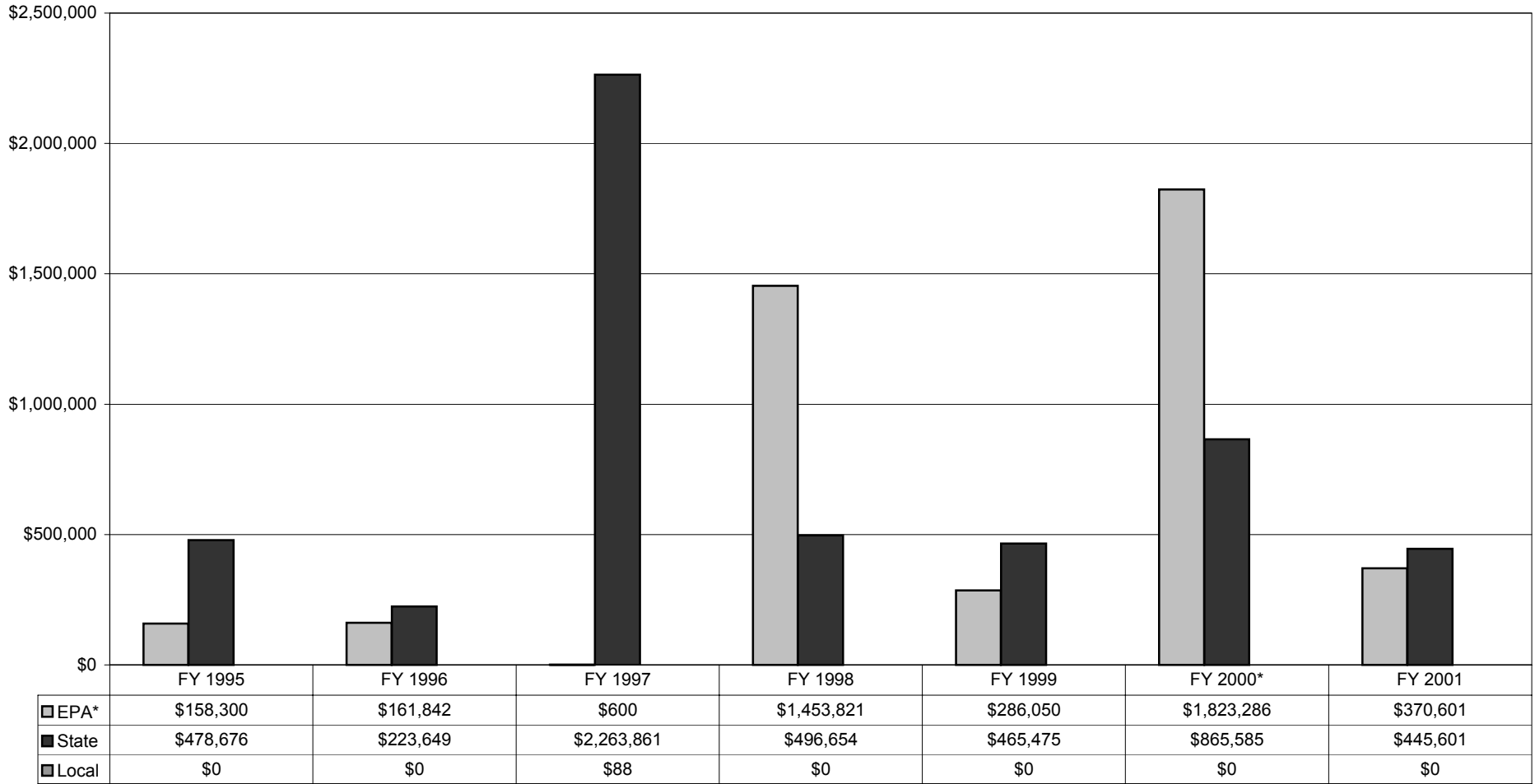
** The amounts paid in cash and SEPs are linked to the amount assessed in the original fine, regardless of the year assessed.

Figure 8
Fines Paid (Cash and SEPs)**
DoD Component Totals
FY 2001



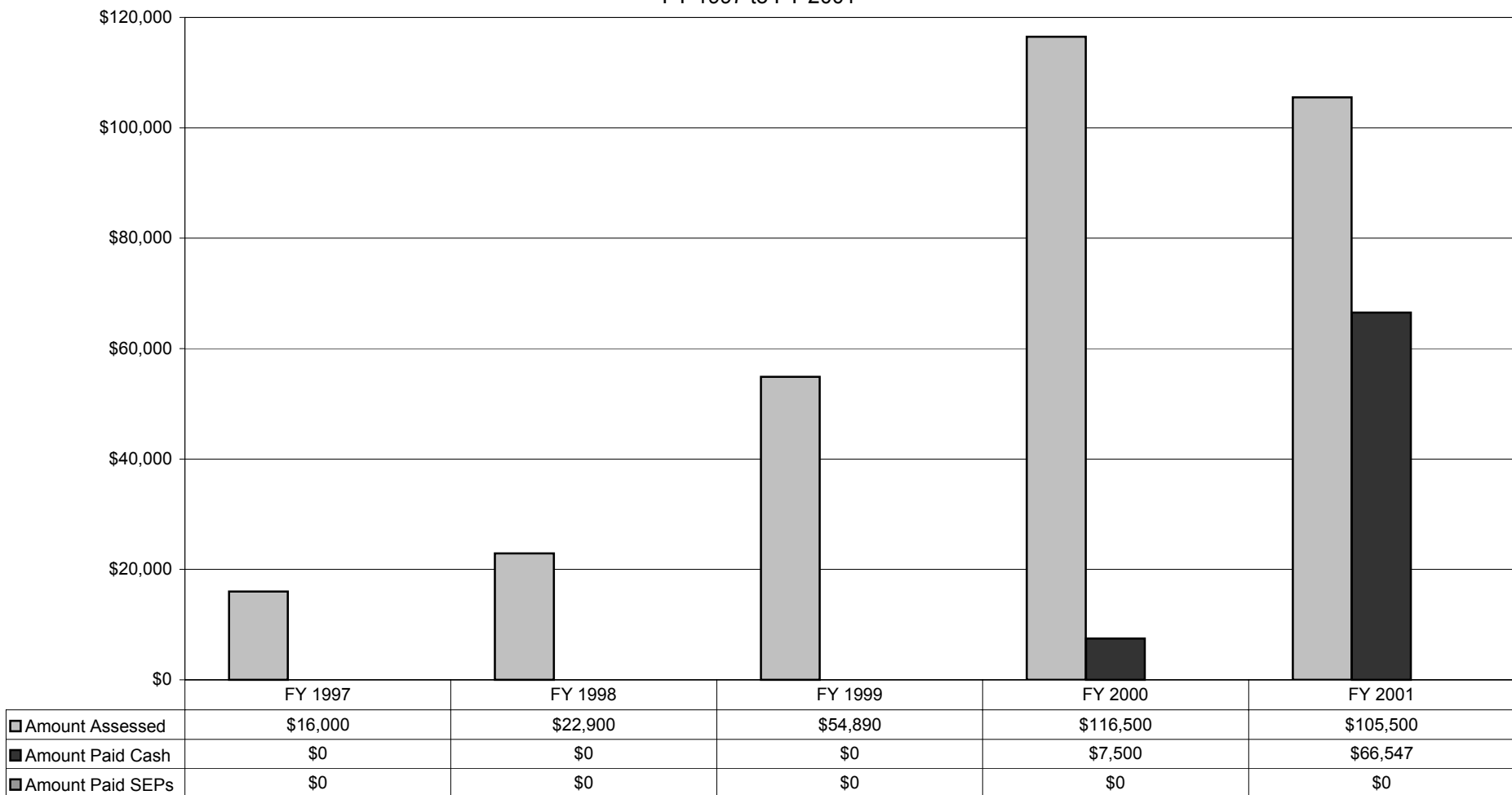
** The amounts paid in cash and SEPs are linked to the amount assessed in the original fine, regardless of the year assessed.

Figure 9
Fines Assessed by Issuing Agency
Army
FY 1995 to FY 2001



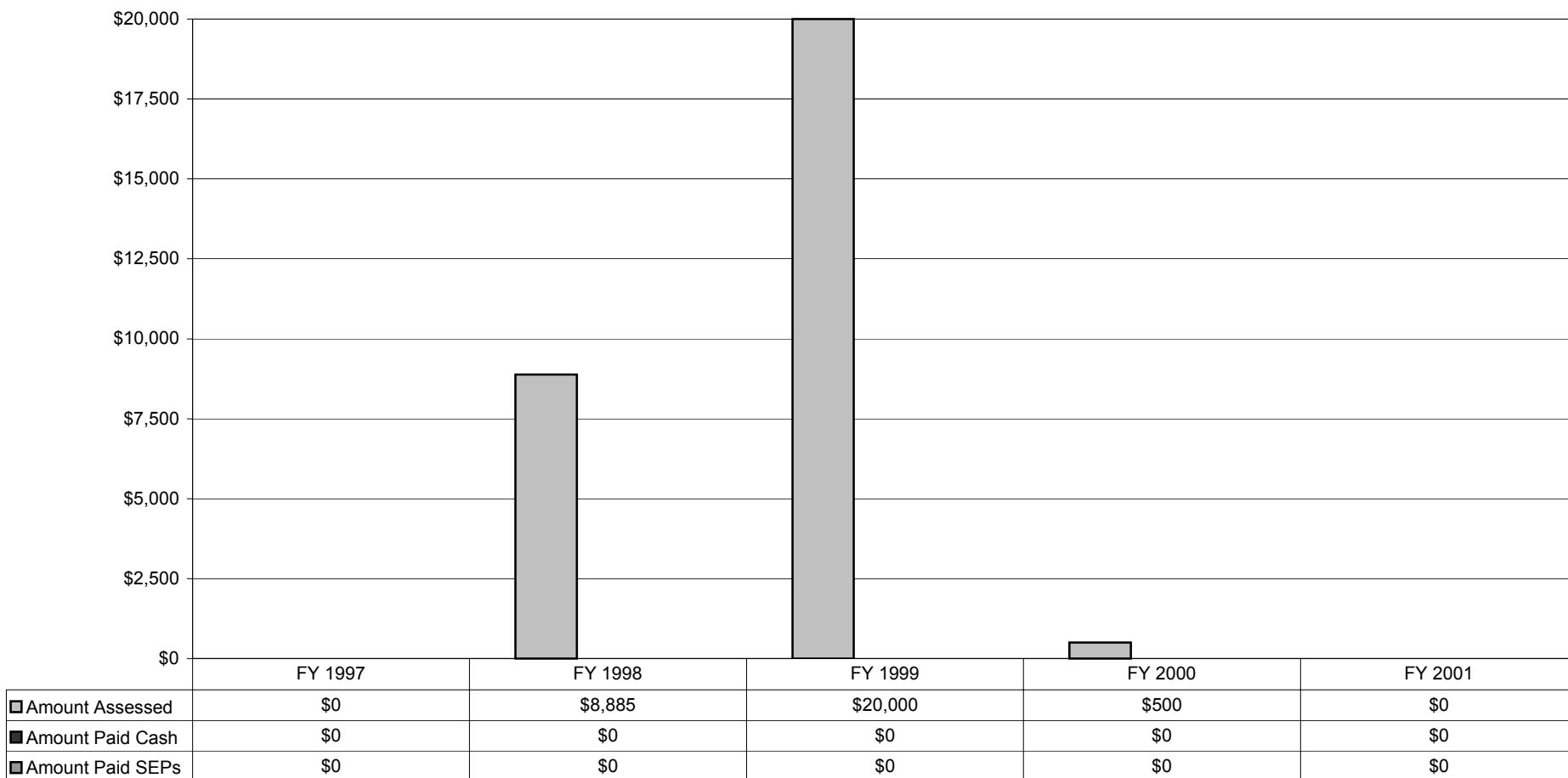
* Does not include a fine assessed against Fort Wainwright, Alaska under the Clean Air Act in FY 2000.

Figure 10
Fines Paid (Cash and SEPs)**
Army
Clean Air Act
FY 1997 to FY 2001



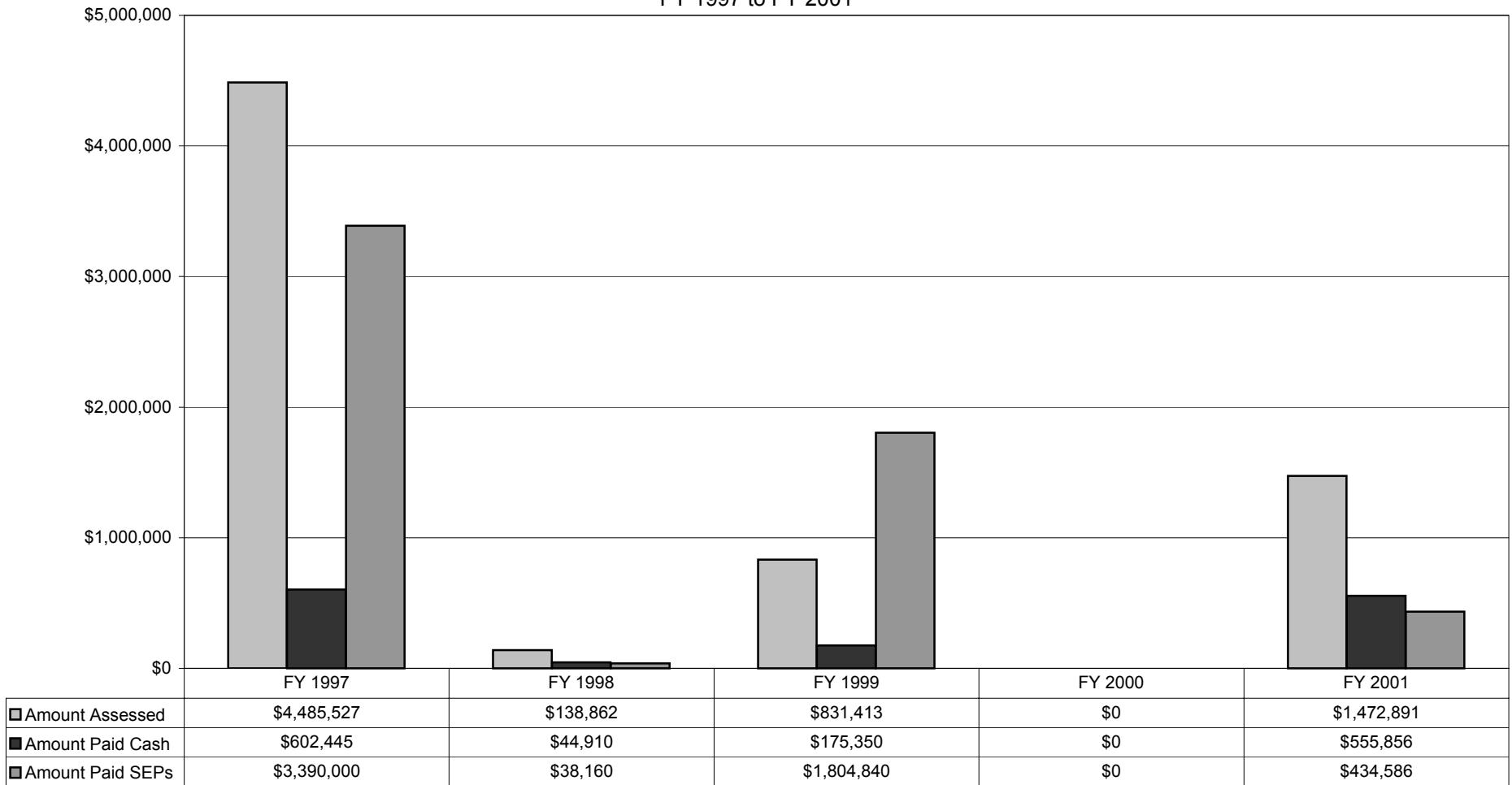
** The amounts paid in cash and SEPs are linked to the amount assessed in the original fine, regardless of the year assessed.

Figure 11
Fines Paid (Cash and SEPs)**
Army
Clean Water Act
FY 1997 to FY 2001



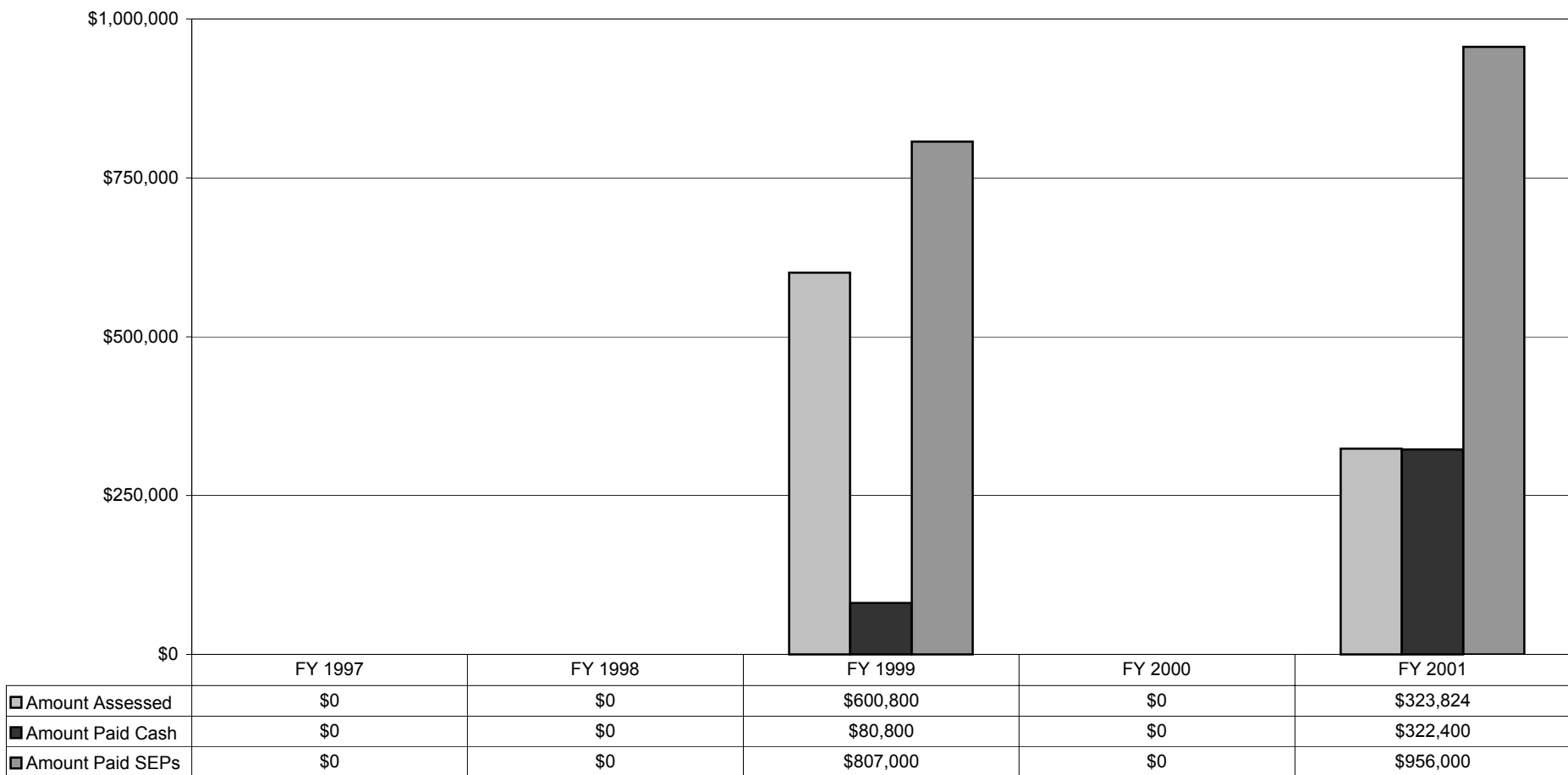
** The amounts paid in cash and SEPs are linked to the amount assessed in the original fine, regardless of the year assessed.

Figure 12
Fines Paid (Cash and SEPs)**
Army
Resource Conservation and Recovery Act
FY 1997 to FY 2001



** The amounts paid in cash and SEPs are linked to the amount assessed in the original fine, regardless of the year assessed.

Figure 13
Fines Paid (Cash and SEPs)**
Army
Safe Drinking Water Act
FY 1997 to FY 2001



** The amounts paid in cash and SEPs are linked to the amount assessed in the original fine, regardless of the year assessed.

Figure 14
Fines Assessed by Issuing Agency
Navy
FY 1995 to FY 2001

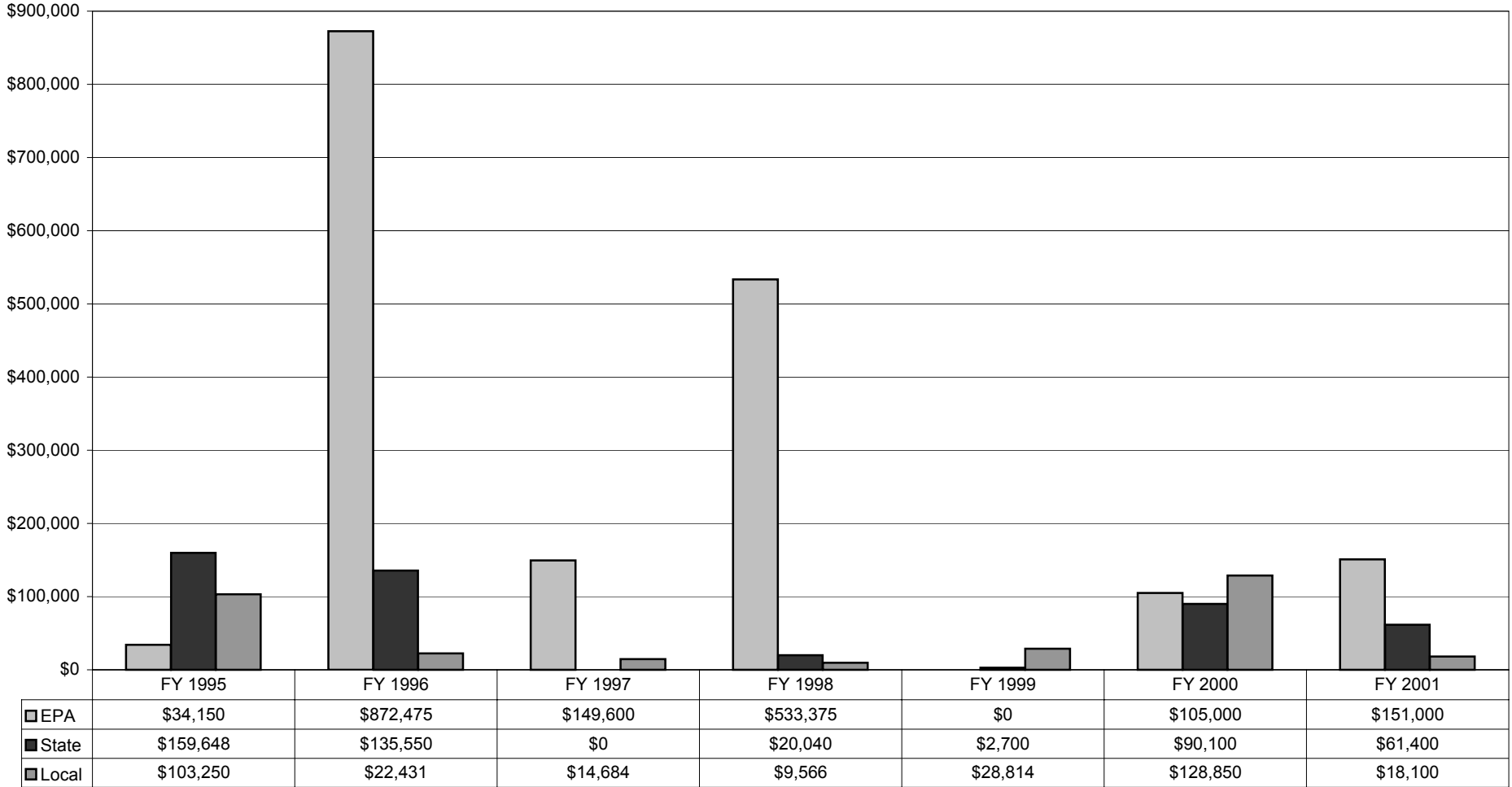
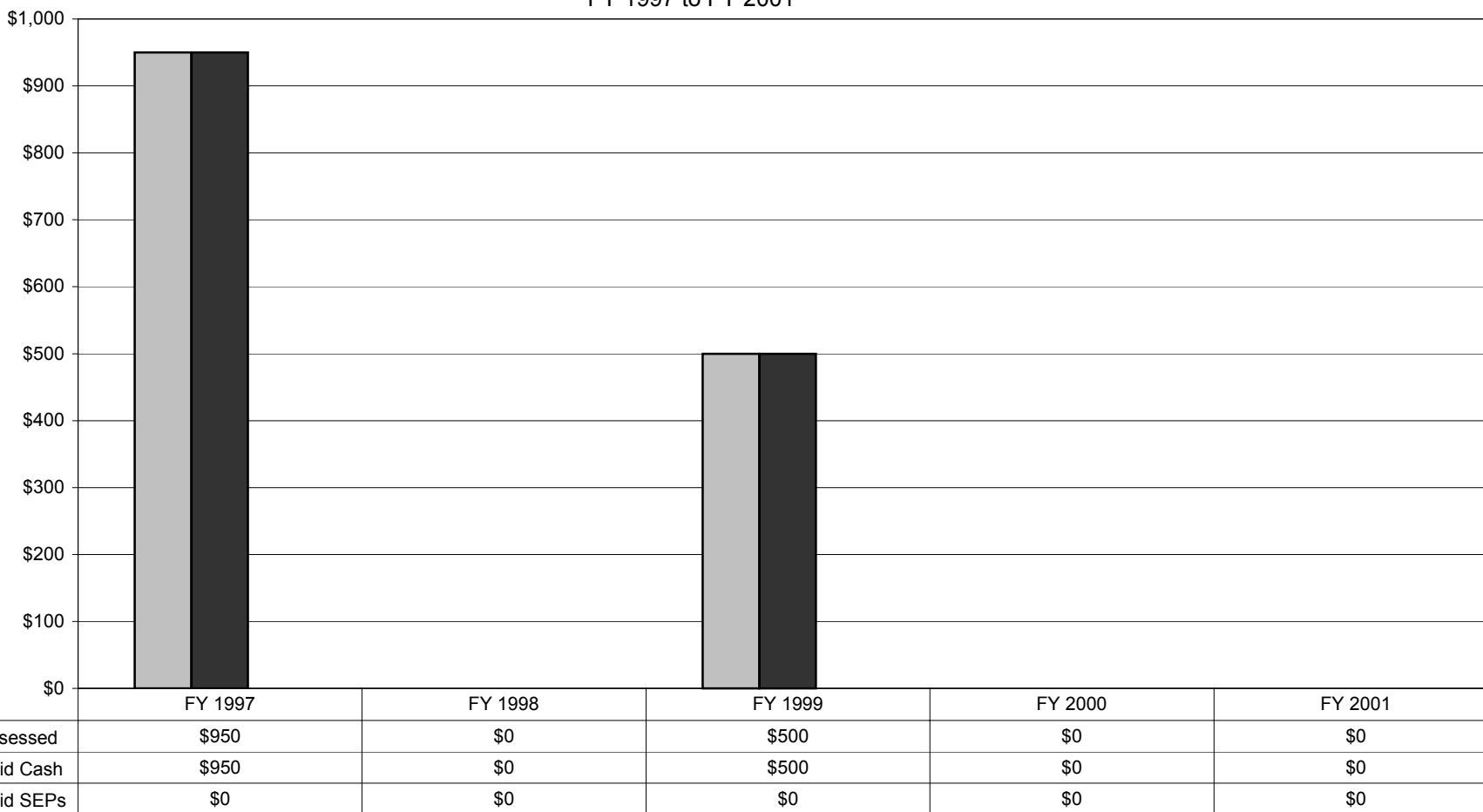
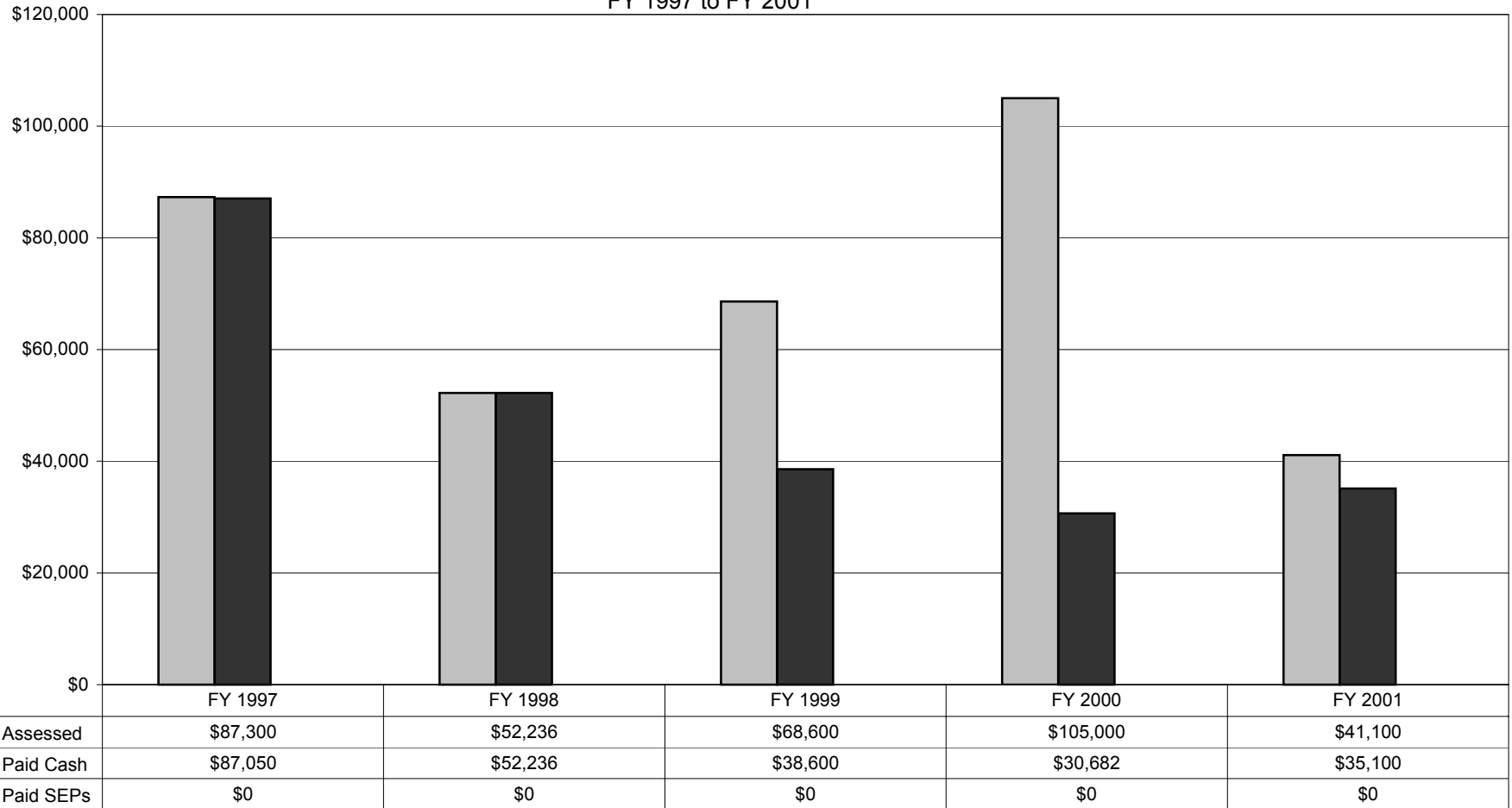


Figure 15
Fines Paid (Cash and SEPs)**
Navy
Clean Air Act
FY 1997 to FY 2001



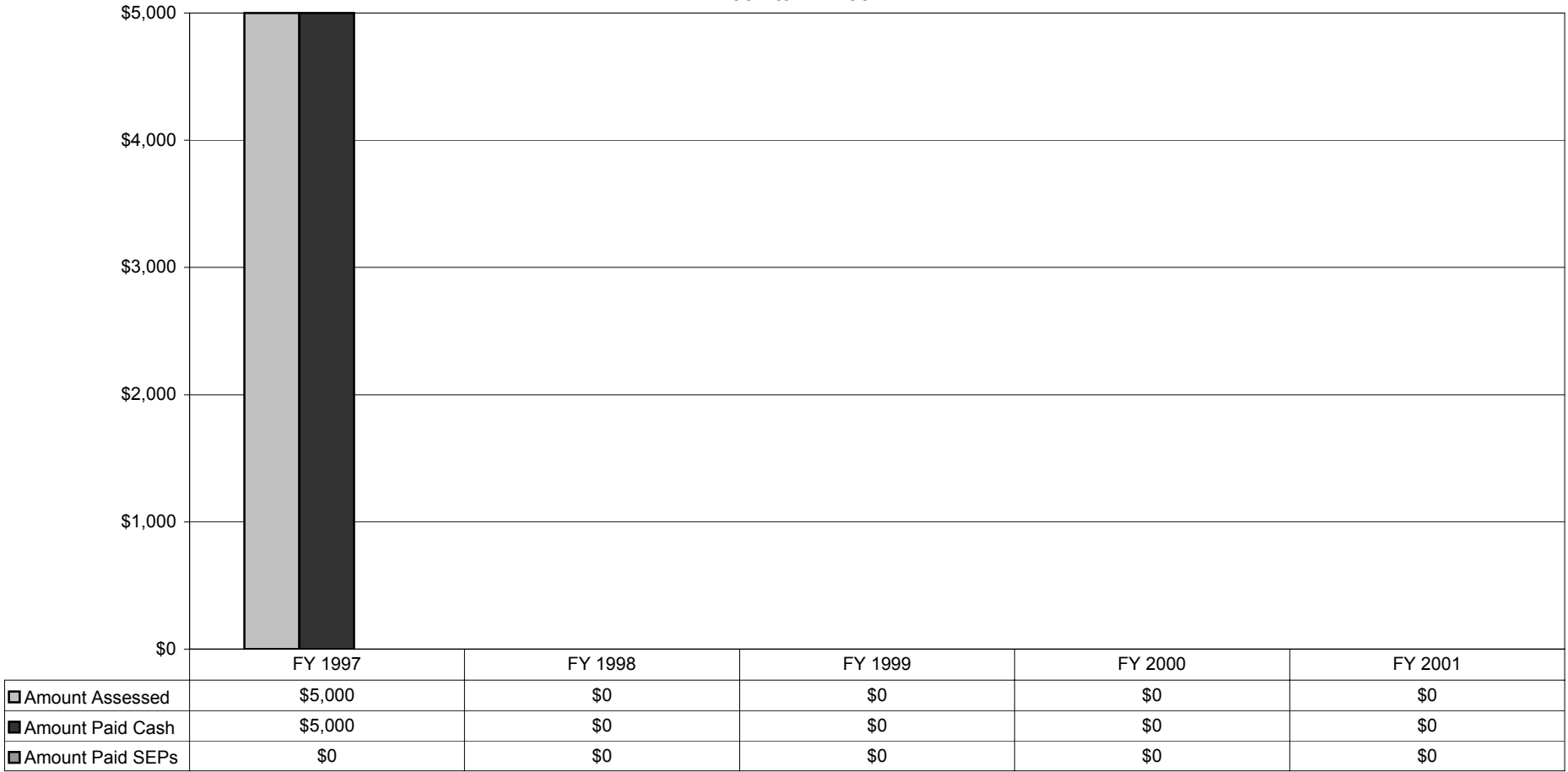
** The amounts paid in cash and SEPs are linked to the amount assessed in the original fine, regardless of the year assessed.

Figure 16
Fines Paid (Cash and SEPs)**
Navy
Resource Conservation and Recovery Act
FY 1997 to FY 2001



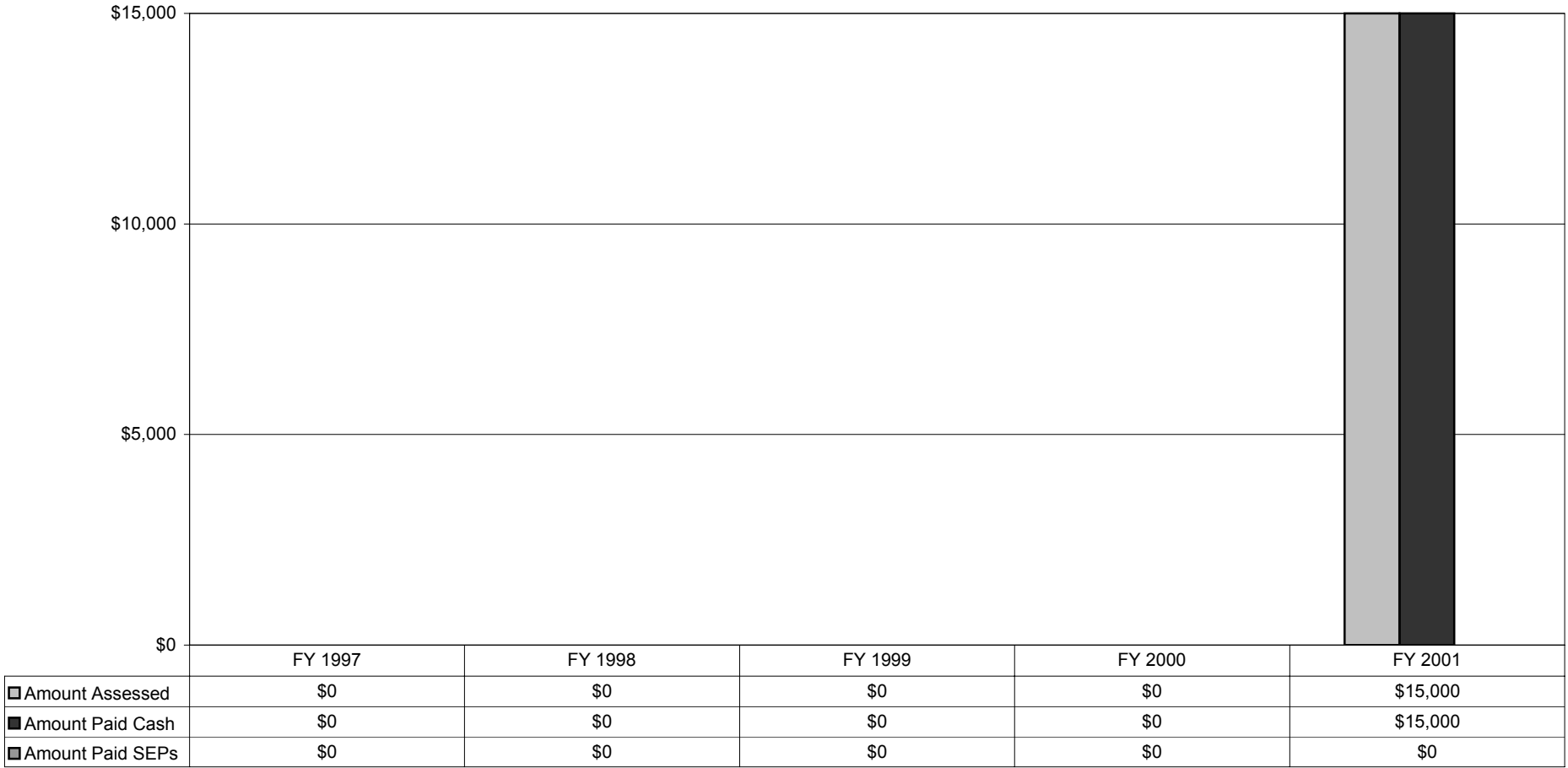
** The amounts paid in cash and SEPs are linked to the amount assessed in the original fine, regardless of the year assessed.

Figure 17
Fines Paid (Cash and SEPs)**
Navy
Safe Drinking Water Act
FY 1997 to FY 2001



** The amounts paid in cash and SEPs are linked to the amount assessed in the original fine, regardless of the year assessed.

Figure 18
Fines Paid (Cash and SEPs)**
Navy
Medical Waste Tracking Act
FY 1997 to FY 2001



** The amounts paid in cash and SEPs are linked to the amount assessed in the original fine, regardless of the year assessed.

Figure 19
Fines Assessed by Issuing Agency
Marine Corps
FY 1995 to FY 2001

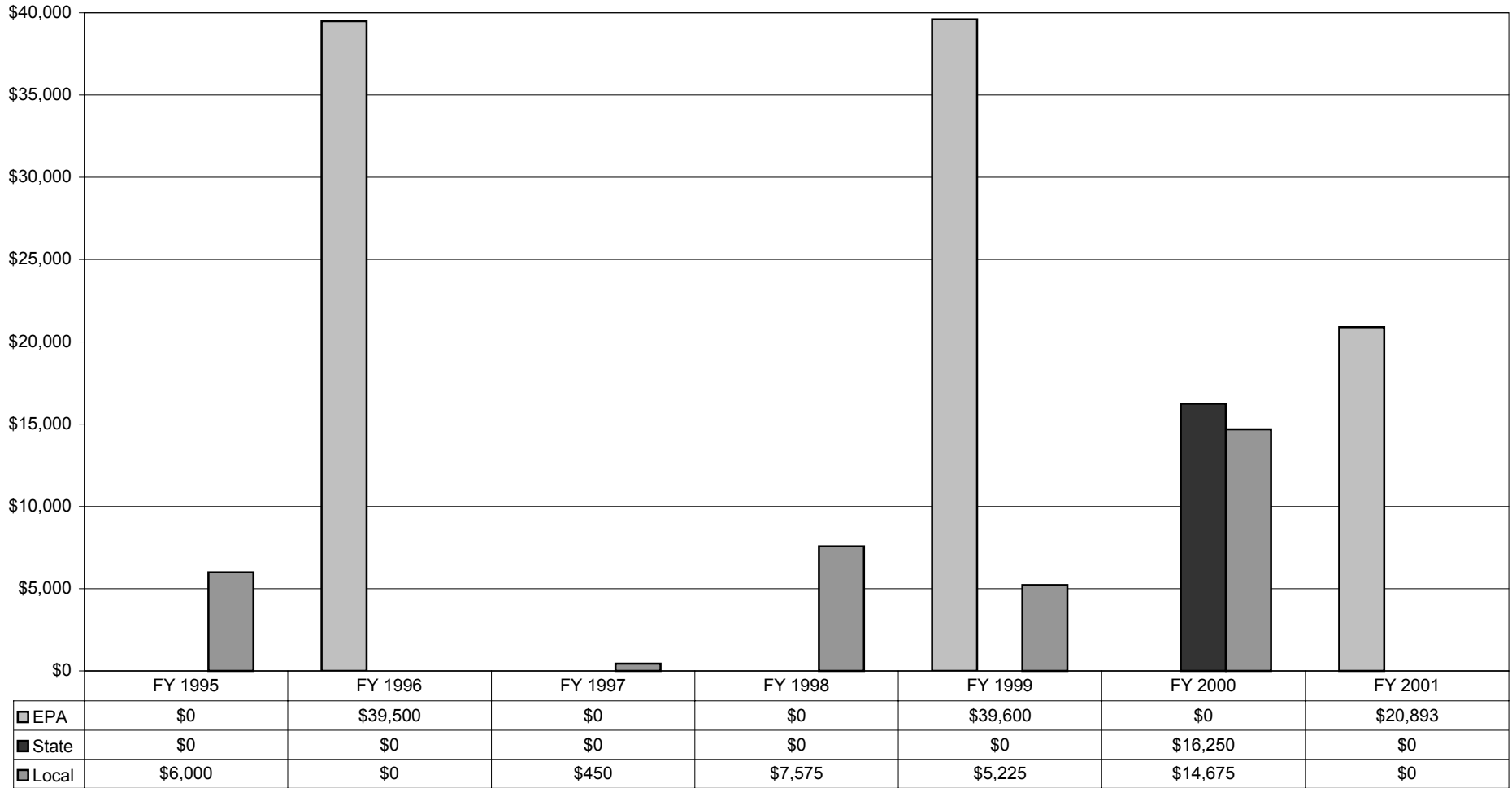


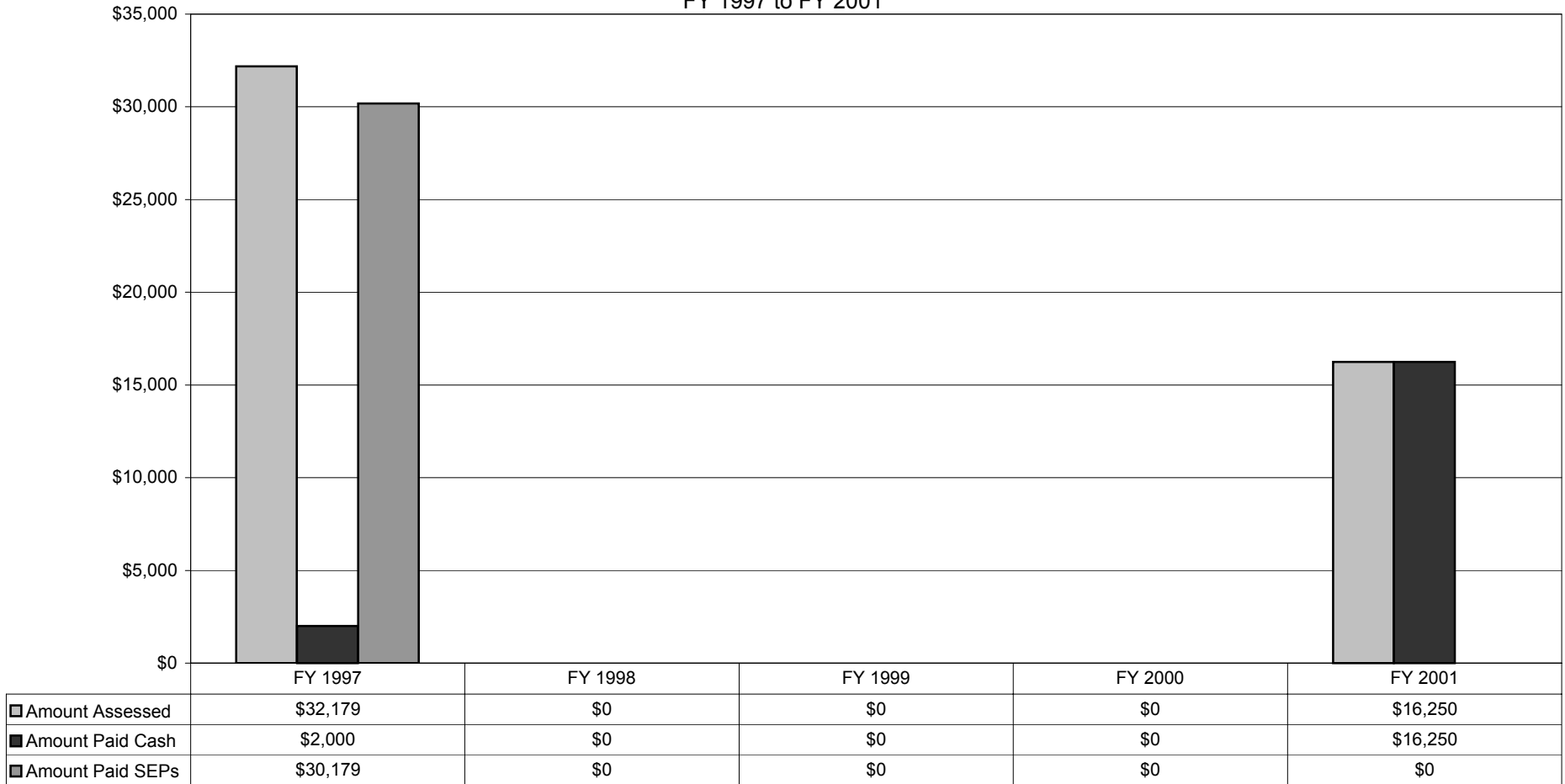
Figure 20
Fines Paid (Cash and SEPs)**
Marine Corps
Clean Air Act
FY 1997 to FY 2001



	FY 1997	FY 1998	FY 1999	FY 2000	FY 2001
Amount Assessed	\$0	\$0	\$0	\$0	\$39,600
Amount Paid Cash	\$0	\$0	\$0	\$0	\$1,650
Amount Paid SEPs	\$0	\$0	\$0	\$0	\$0

** The amounts paid in cash and SEPs are linked to the amount assessed in the original fine, regardless of the year assessed.

Figure 21
Fines Paid (Cash and SEPs)**
Marine Corps
Resource Conservation and Recovery Act
FY 1997 to FY 2001



** The amounts paid in cash and SEPs are linked to the amount assessed in the original fine, regardless of the year assessed.

Figure 22
Fines Assessed by Issuing Agency
Air Force
FY 1995 to FY 2001

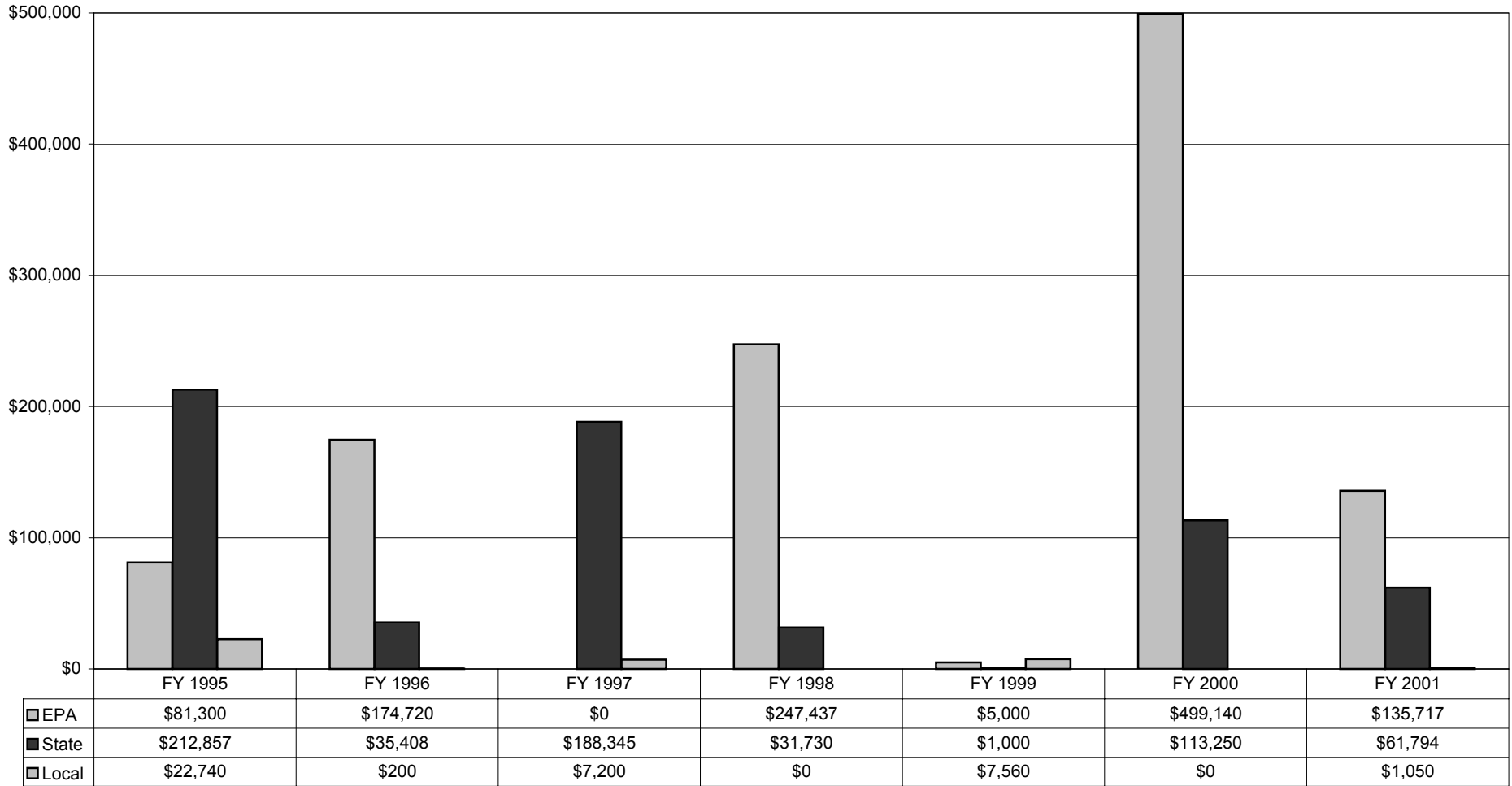
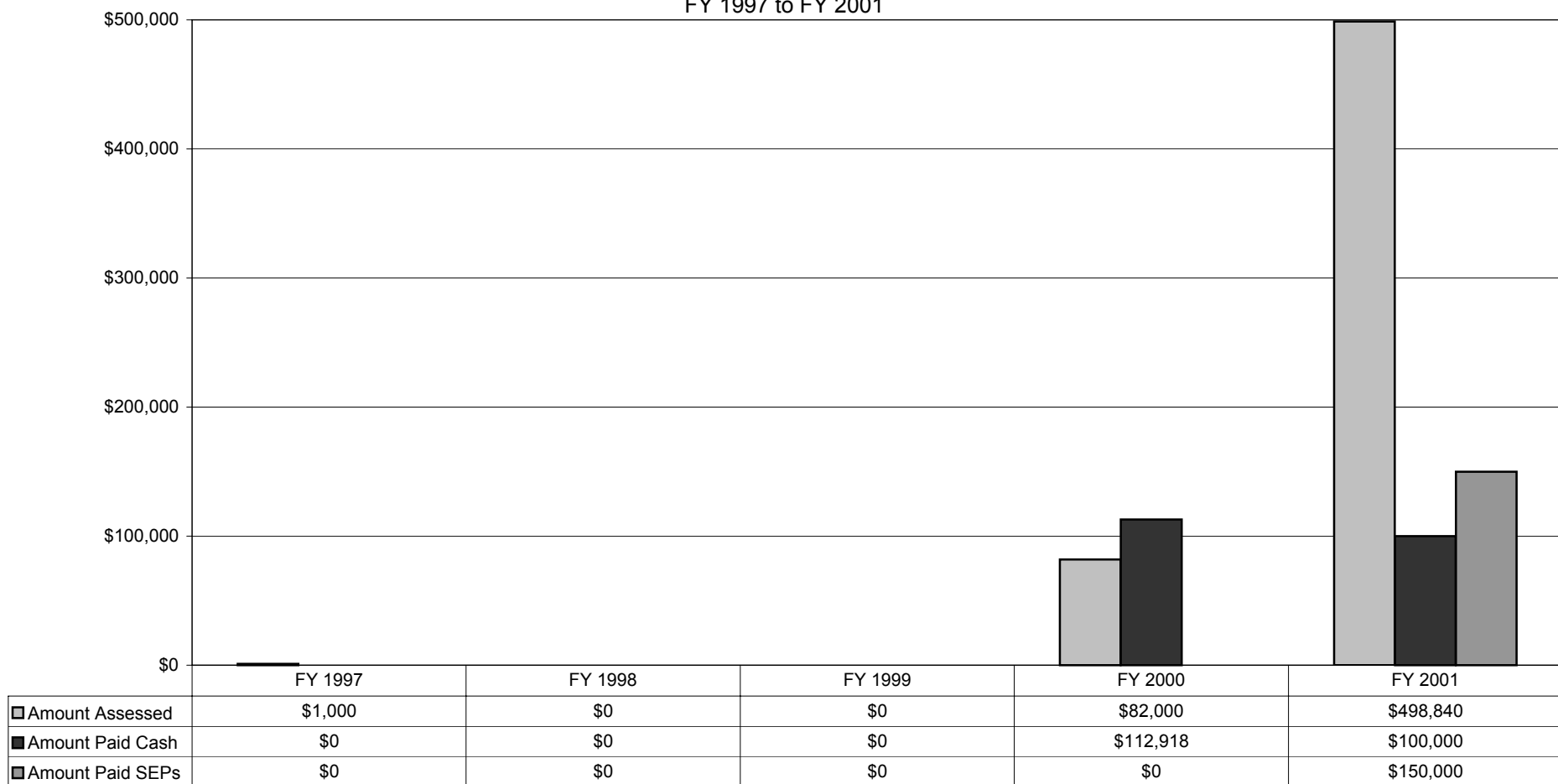
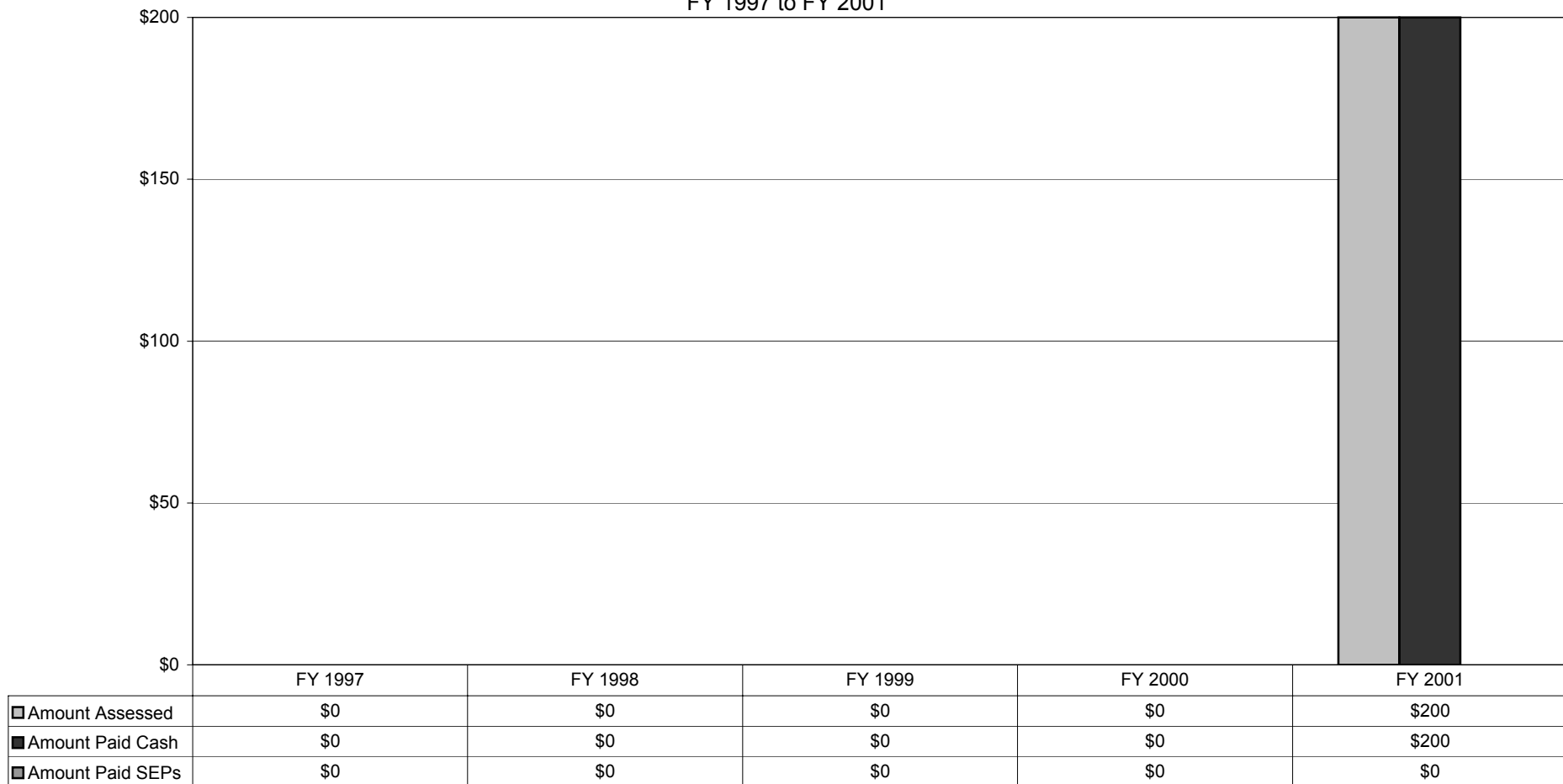


Figure 23
Fines Paid (Cash and SEPs)**
Air Force
Clean Air Act
FY 1997 to FY 2001



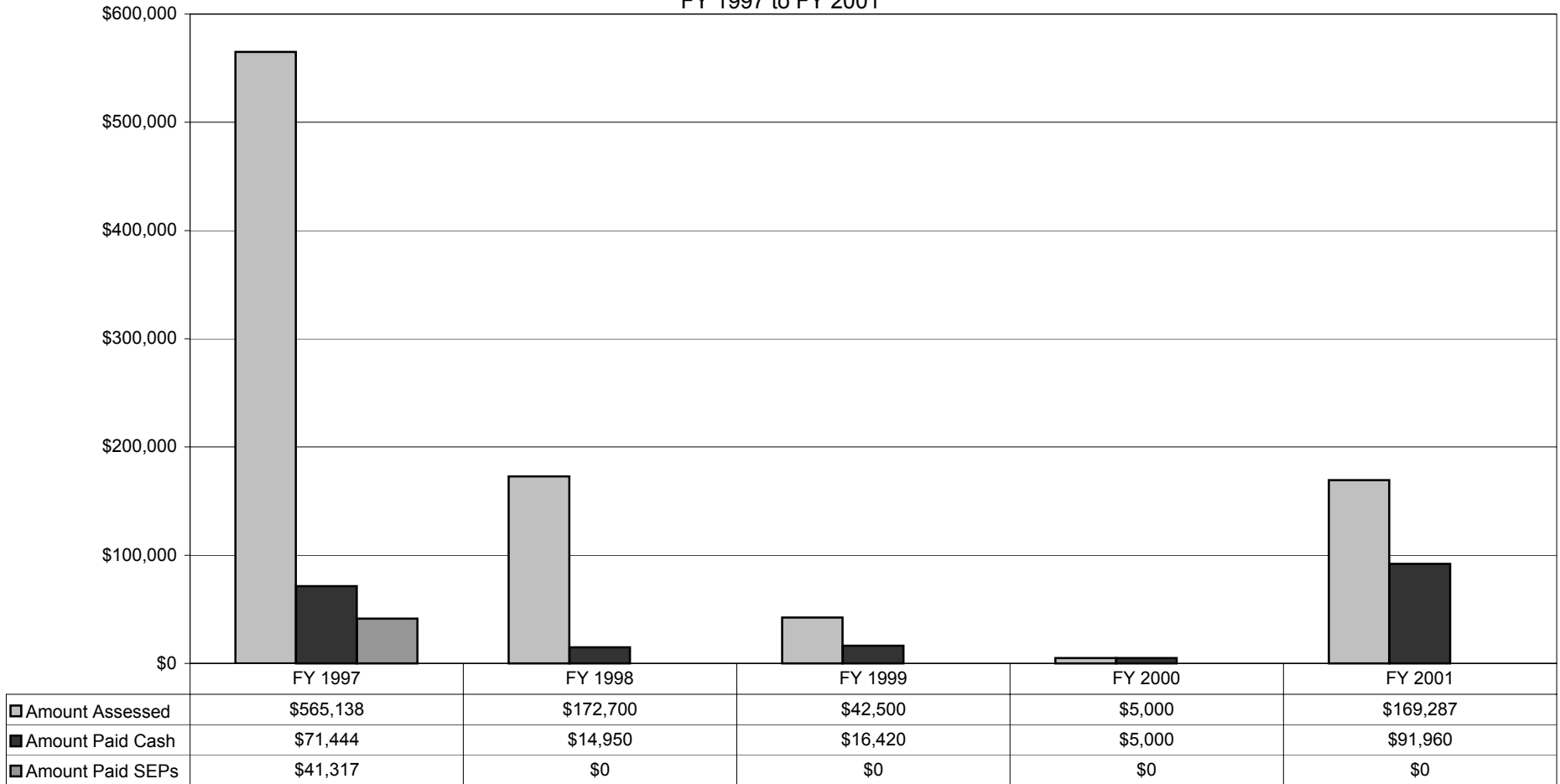
** The amounts paid in cash and SEPs are linked to the amount assessed in the original fine, regardless of the year assessed.

Figure 24
Fines Paid (Cash and SEPs)**
Air Force
Clean Water Act
FY 1997 to FY 2001



** The amounts paid in cash and SEPs are linked to the amount assessed in the original fine, regardless of the year assessed.

Figure 25
Fines Paid (Cash and SEPs)**
Air Force
Resource Conservation and Recovery Act
FY 1997 to FY 2001



** The amounts paid in cash and SEPs are linked to the amount assessed in the original fine, regardless of the year assessed.

Figure 26
Fines Assessed by Issuing Agency
Defense Logistics Agency
FY 1995 to FY 2001

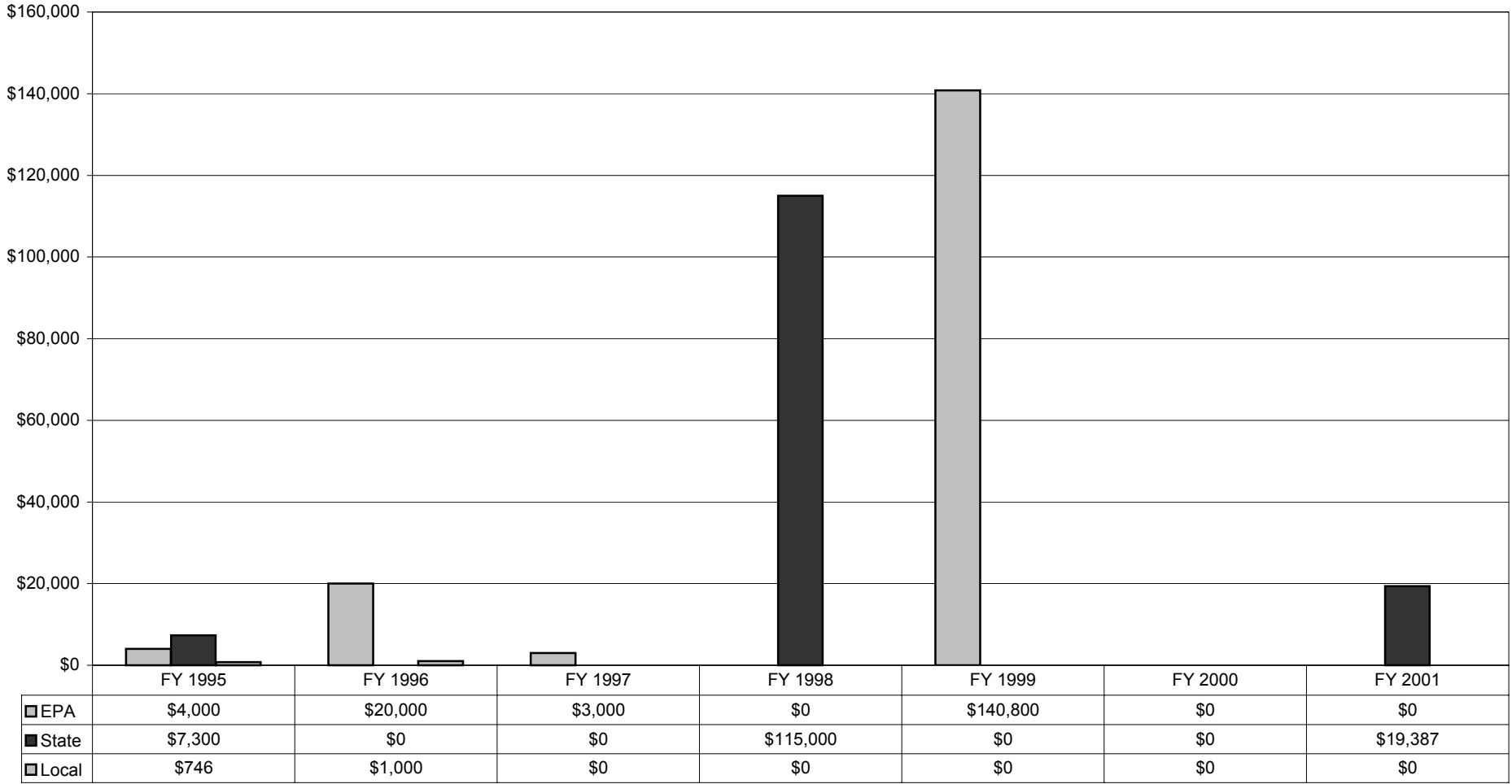
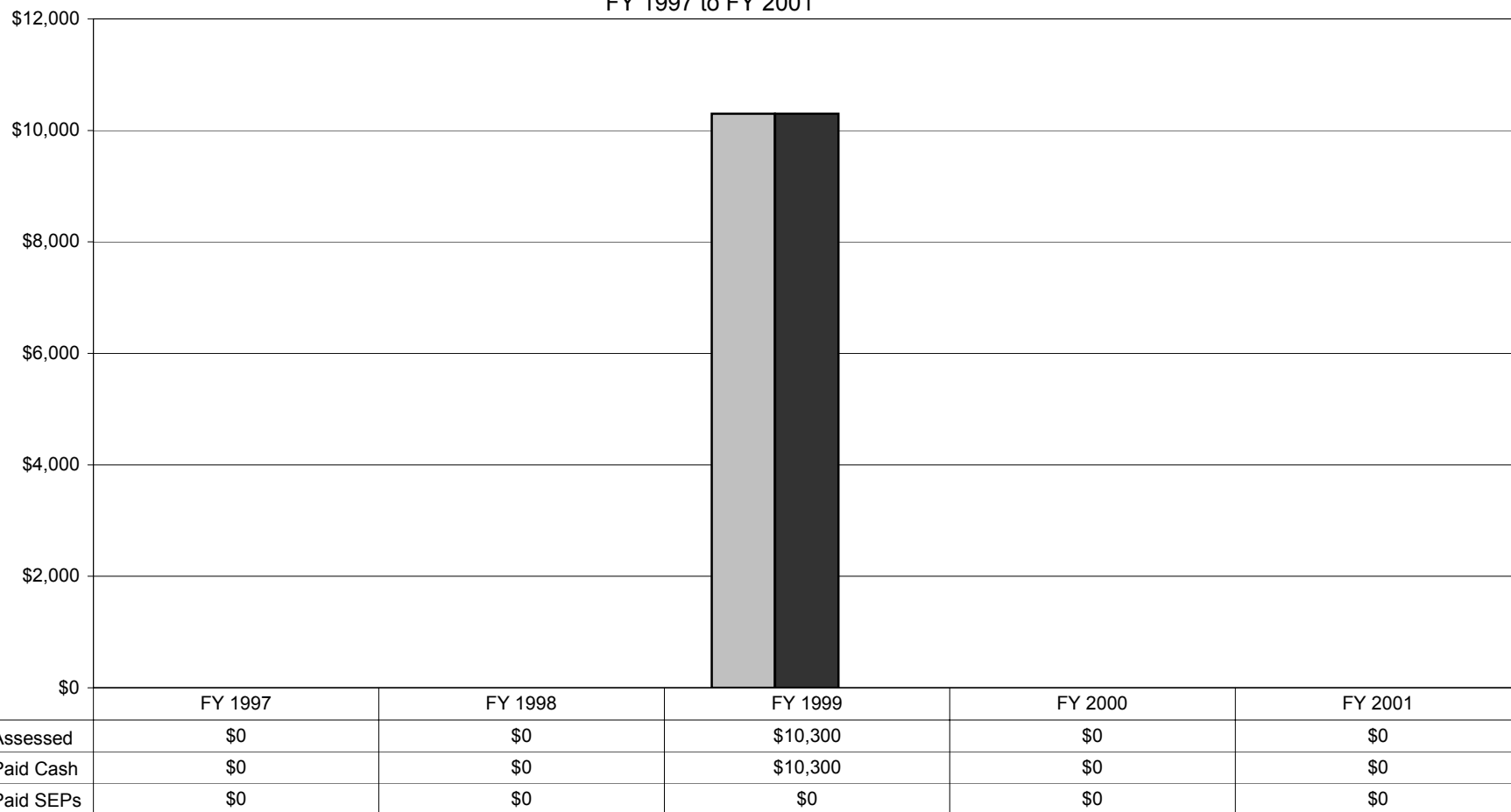
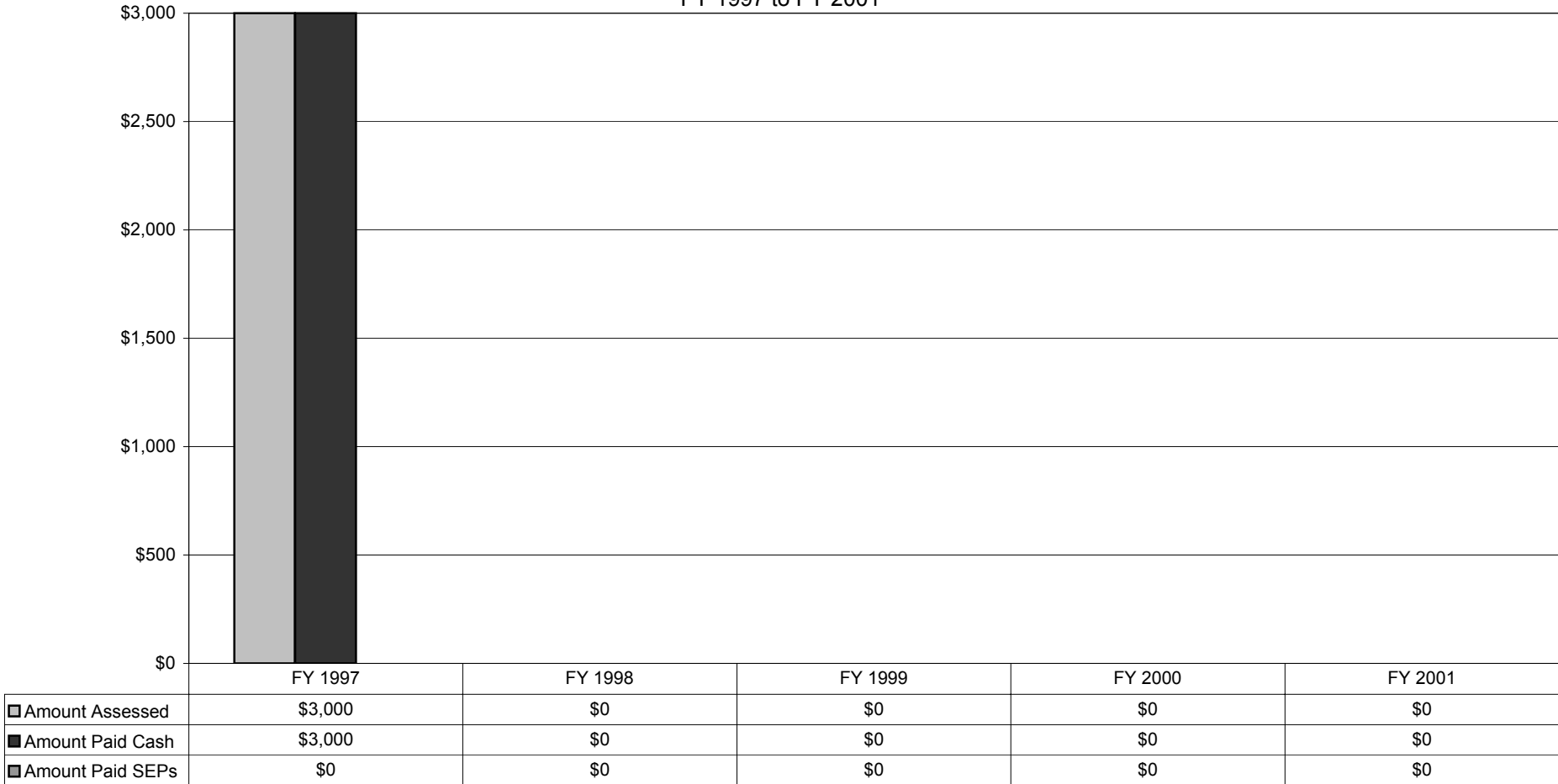


Figure 27
Fines Paid (Cash and SEPs)**
Defense Logistics Agency
Clean Air Act
FY 1997 to FY 2001



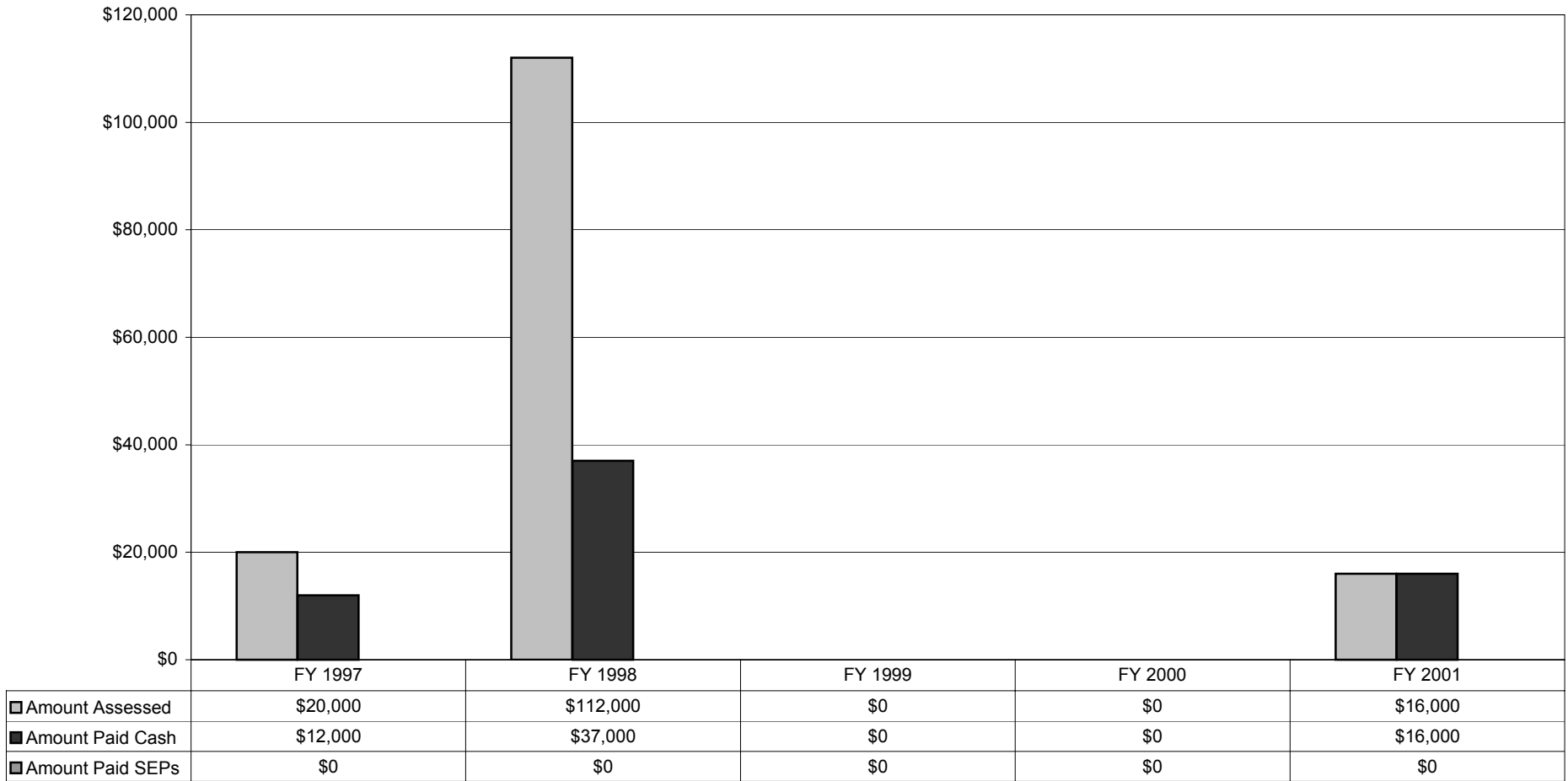
** The amounts paid in cash and SEPs are linked to the amount assessed in the original fine, regardless of the year assessed.

Figure 28
Fines Paid (Cash and SEPs)**
Defense Logistics Agency
Clean Water Act
FY 1997 to FY 2001



** The amounts paid in cash and SEPs are linked to the amount assessed in the original fine, regardless of the year assessed.

Figure 29
Fines Paid (Cash and SEPs)**
Defense Logistics Agency
Resource Conservation and Recovery Act
FY 1997 to FY 2001



** The amounts paid in cash and SEPs are linked to the amount assessed in the original fine, regardless of the year assessed.

