

This appendix meets the requirements for fines and penalties analysis under Public Law 106-65 Department of Defense Authorization Act for FY 2000. The analysis is presented using data from FY 2001 and the six preceding fiscal years, where this full data set is available. Not all of the required data covers this time period and hence some of the analysis only covers FY 1997 through FY 2002.

This appendix includes an analysis of fines assessed and paid by DoD and the Components. The analysis of fines

paid shows the amount paid in cash in current year dollars and the amounts invested in Supplemental Environmental Projects (SEPs) against the originally assessed fine. (Completion of SEPs in lieu of fines is typically more costly than cash payments.) A fine assessed in one fiscal year may not necessarily be paid until a later fiscal year (the amounts assessed and paid are shown in current year dollars). In addition, the analysis includes a breakdown of fines by statute and indicates the origin of the fines (i.e., Federal, state, or local regulatory authority).

DoD Component	Fines Assessed in Fiscal Year 2003	
		Amount Assessed
EPA		
Army	\$	216,043
Navy	\$	2,000
Marine Corps	\$	-
Air Force	\$	-
DLA	\$	300
EPA Total	\$	218,343
STATE		
Army	\$	1,387,467
Navy	\$	94,850
Marine Corps	\$	-
Air Force	\$	133,680
DLA	\$	-
State Total	\$	1,615,997
LOCAL		
Army	\$	-
Navy	\$	14,200
Marine Corps	\$	17,969
Air Force	\$	1,162
DLA	\$	440
Local Total	\$	33,771

DoD Component	Fines Assessed in Fiscal Year 2003	
		Amount Assessed
DoD COMPONENT TOTAL		
Army	\$	1,603,510
Navy	\$	111,050
Marine Corps	\$	17,969
Air Force	\$	134,842
DLA	\$	740
Grand Total	\$	1,868,111

Army	Fines Assessed in Fiscal Year 2003				
Installations by Federal, State, and Local	State	Authority	Issuing Agency	Date Assessed	Amount Assessed
EPA					
Ft Gordon	GA	RCRA-I	EPA IV	11/04/02	\$ 13,918
Ft Leavenworth	KS	CAA	EPA VII	02/11/03	\$ 202,125
EPA Subtotal					\$ 216,043
STATE					
Tooele Chem Agent Disposal Fac	UT	RCRA-C	UT	11/08/02	\$ 82,753
Ft Hamilton	NY	RCRA-I	NY	11/12/02	\$ 14,000
Tripler Army Medical Ctr	HI	RCRA-C	HI	12/05/02	\$ 25,400
Ft Sam Houston	TX	CAA	TX	12/18/02	\$ 2,000
White Sands Missile Range	NM	RCRA-C	NM	01/06/03	\$ 916,690
Dugway Proving Ground	UT	RCRA-C	UT	01/27/03	\$ 14,360
Umatilla Chem Depot	OR	RCRA-C	OR	02/25/03	\$ 11,400
Deseret Chem Depot	UT	CAA	UT	03/18/03	\$ 54,600
Deseret Chem Depot	UT	RCRA-C	UT	05/12/03	\$ 203,641
US Military Academy	NY	RCRA-I	NY	06/23/03	\$ 22,500
Pueblo Chem Depot	CO	RCRA-C	CO	07/28/03	\$ 21,870
Pine Bluff Arsenal	AR	RCRA-C	AR	09/17/03	\$ 16,753
Ft Lawton	WA	CAA	WA	09/17/03	\$ 1,500
State Subtotal					\$ 1,387,467
LOCAL					
None					\$ -
Local Subtotal					\$ -
Army Total					\$ 1,603,510

Navy	Fines Assessed in Fiscal Year 2003				
Installations by Federal, State, and Local	State	Authority	Issuing Agency	Date Assessed	Amount Assessed
EPA					
Allegany Ballistics Lab	WV	CWA	EPA	08/02/03	\$ 2,000
EPA Subtotal					\$ 2,000
STATE					
Naval Shipyard Pearl Harbor	HI	RCRAC	EPA	11/27/02	\$ 90,400
Naval Air Station Pensacola	FL	RCRAC	EPA	12/18/02	\$ 2,250
Weapons Station Earle	NJ	CAA	EPA	10/25/02	\$ 2,200
State Subtotal					\$ 94,850
LOCAL					
Naval Air Station Jacksonville	FL	CWA		11/19/02	\$ 100
Commander Naval Region Mid-Atlantic	VA	CWA		10/28/02	\$ 4,000
USNA Annapolis	MD	CWA		09/11/03	\$ 10,100
Local Subtotal					\$ 14,200
Navy Total					\$ 111,050

Marine Corps	Fines Assessed in Fiscal Year 2003				
Installations by Federal, State, and Local	State	Authority	Issuing Agency	Date Assessed	Amount Assessed
EPA					
<i>None</i>					\$ -
EPA Subtotal					\$ -
STATE					
<i>None</i>					
State Subtotal					\$ -
LOCAL					
MCAS Miramar	CA	CAA	SDAPCD	07/31/03	\$ 3,000
MCB Camp Pendleton	CA	CAA	SDAPCD	02/13/03	\$ 6,480
MCB Camp Pendleton	CA	CAA	SDAPCD	03/04/03	\$ 2,814
MCRD San Diego	CA	CAA	SDAPCD	02/13/03	\$ 2,675
MAGTFTC Twentynine Palms	CA	RCRA/I	SBCFD	01/06/03	\$ 3,000
Local Subtotal					\$ 17,969
Marine Corps Total					\$ 17,969

Air Force	Fines Assessed in Fiscal Year 2003				
Installations by Federal, State, and Local	State	Authority	Issuing Agency	Date Assessed	Amount Assessed
EPA					
<i>None</i>					\$ -
EPA Subtotal					\$ -
STATE					
Hickam Air Force Base	HI	RCRA	HI	8/29/2003	\$ 27,000
Kirtland Air Force Base	NM	RCRA	NM	11/15/2002	\$ 81,480
Holloman Air Force Base	NM	CAA	NM	10/23/2002	\$ 15,200
FE Warren Air Force Base	WY	CAA	WY	12/19/2002	\$ 10,000
State Subtotal					\$ 133,680
LOCAL					
Memphis Air National Guard	TN	CAA	Local	11/5/2002	\$ 100
Fairchild Air Force Base	WA	CAA	Local	10/23/2002	\$ 250
Fairchild Air Force Base	WA	CAA	Local	3/17/2003	\$ 562
Edwards Air Force Base	CA	CAA	Local	9/11/2003	\$ 250
Local Subtotal					\$ 1,162
Air Force Total					\$ 134,842

Defense Logistics Agency	Fines Assessed in Fiscal Year 2003				
Installations by Federal, State, and Local	State	Authority	Issuing Agency	Date Assessed	Amount Assessed
EPA					
DNSC Point Pleasant	WV	RCRA-I	III	05/29/03	\$ 300
EPA Subtotal					\$ 300
STATE					
<i>None</i>					\$ -
State Subtotal					\$ -
LOCAL					
Defense Distribution Depot San Joaquin	CA	CAA	SJVAPCD	10/9/2002	\$ 220
Defense Distribution Depot San Joaquin	CA	CAA	SJVAPCD	10/9/2002	\$ 220
Local Subtotal					\$ 440
DLA Total					\$ 740

DoD Component	Fines Paid in Fiscal Year 2003			
	Amount Assessed	Amount Paid		
		Cash	SEPs	Total

EPA				
Army	\$ 16,684,059	\$ 817,062	\$ 1,854,500	\$ 2,671,562
Navy	\$ -	\$ -	\$ -	\$ -
Marine Corps	\$ 20,893	\$ 10,902	\$ -	\$ 10,902
Air Force	\$ -	\$ -	\$ -	\$ -
DLA	\$ -	\$ -	\$ -	\$ -
EPA Total	\$ 16,704,952	\$ 827,964	\$ 1,854,500	\$ 2,682,464

STATE				
Army	\$ 1,638,578	\$ 548,928	\$ 144,370	\$ 693,298
Navy	\$ 93,146	\$ 82,806	\$ -	\$ 82,806
Marine Corps	\$ -	\$ -	\$ -	\$ -
Air Force	\$ 123,680	\$ 42,520	\$ 52,280	\$ 94,800
DLA	\$ -	\$ -	\$ -	\$ -
State Total	\$ 1,855,404	\$ 674,254	\$ 196,650	\$ 870,904

LOCAL				
Army	\$ -	\$ -	\$ -	\$ -
Navy	\$ 3,750	\$ 3,750	\$ -	\$ 3,750
Marine Corps	\$ 15,219	\$ 32,232	\$ -	\$ 32,232
Air Force	\$ 812	\$ 812	\$ -	\$ 812
DLA	\$ 4,560	\$ 1,890	\$ -	\$ 1,890
Local Total	\$ 24,341	\$ 38,684	\$ -	\$ 38,684

DoD Component	Fines Paid in Fiscal Year 2003			
	Amount Assessed	Amount Paid		
		Cash	SEPs	Total

DoD COMPONENT TOTALS

Army	\$ 18,322,637	\$ 1,365,990	\$ 1,998,870	\$ 3,364,860
Navy	\$ 96,896	\$ 86,556	\$ -	\$ 86,556
Marine Corps	\$ 36,112	\$ 43,134	\$ -	\$ 43,134
Air Force	\$ 124,492	\$ 43,332	\$ 52,280	\$ 95,612
DLA	\$ 4,560	\$ 1,890	\$ -	\$ 1,890
Grand Total	\$ 18,584,697	\$ 1,540,902	\$ 2,051,150	\$ 3,592,052

Army	Fines Paid in Fiscal Year 2003								
Installation by Federal, State, and Local	State	Authority	Issuing Agency	Date Assessed	Amount Assessed	Date Resolved	Amount Paid*		
							Cash	SEPs	Total

EPA									
Ft Jackson	SC	CAA	EPA IV	07/11/98	\$ 400,654	09/12/03	\$ 85,800	\$ -	\$ 85,800
Ft Wainwright	AK	CAA	EPA X	12/30/99	\$ 16,000,000	08/27/03	\$ 500,000	\$ 1,500,000	\$ 2,000,000
Ft Richardson**	AK	CAA	EPA X	06/19/00	\$ -	08/27/03	\$ 100,000	\$ 200,000	\$ 300,000
Johnston Atoll	HI	RCRA-C	EPA IX	03/08/02	\$ 240,350	07/31/03	\$ 91,125	\$ 154,500	\$ 245,625
Ft Detrick	MD	RCRA-C	EPA III	06/26/02	\$ -	07/01/03	\$ -	\$ -	\$ -
Ft Bragg	NC	RCRA-I	EPA IV	09/30/02	\$ 29,137	11/20/02	\$ 29,137	\$ -	\$ 29,137
Ft Gordon	GA	RCRA-I	EPA IV	11/04/02	\$ 13,918	07/03/03	\$ 11,000	\$ -	\$ 11,000
EPA Subtotal					\$16,684,059		\$ 817,062	\$ 1,854,500	\$ 2,671,562

STATE									
US Military Academy	NY	CWA	NY	02/10/00	\$ 200	11/04/02	\$ 1,845	\$ -	\$ 1,845
Ft Lewis	WA	CAA	WA	06/28/00	\$ 245,000	06/02/03	\$ 101,324	\$ -	\$ 101,324
US Military Academy	NY	RCRA-I	NY	07/11/00	\$ 15,000	11/04/02	\$ 1,845	\$ -	\$ 1,845
Ft Lewis AMCOM Activity	WA	CAA	WA	10/13/00	\$ 1,000	03/18/03	\$ 1,000	\$ -	\$ 1,000
Ft Carson	CO	CAA	CO	11/28/00	\$ 10,000	01/31/03	\$ 7,500	\$ -	\$ 7,500
Ft Knox	KY	CWA	KY	02/28/01	\$ 13,200	09/30/03	\$ -	\$ -	\$ -
US Military Academy	NY	CWA	NY	09/18/01	\$ 75,000	11/04/02	\$ 1,845	\$ -	\$ 1,845
Dugway Proving Ground	UT	RCRA-C	UT	10/18/01	\$ 44,845	11/06/02	\$ 10,000	\$ 42,000	\$ 52,000
Rocky Mountain Arsenal	CO	RCRA-C	CO	11/27/01	\$ 23,380	12/11/02	\$ 18,600	\$ -	\$ 18,600
Tooele Chem Agent Disposal Fac***	UT	RCRA-C	UT	12/31/01	\$ 70,650	12/06/02	\$ 55,194	\$ -	\$ 55,194
Dugway Proving Ground	UT	CAA	UT	09/26/02	\$ 22,000	04/14/03	\$ -	\$ 29,770	\$ 29,770
Tooele Chem Agent Disposal Fac***	UT	RCRA-C	UT	11/08/02	\$ 82,753	05/20/03	\$ 80,975	\$ -	\$ 80,975
Tripler Army Medical Ctr	HI	RCRA-C	HI	12/05/02	\$ 25,400	09/15/03	\$ 3,810	\$ 18,000	\$ 21,810
Ft Sam Houston	TX	CAA	TX	12/18/02	\$ 2,000	01/23/03	\$ -	\$ -	\$ -
White Sands Missile Range	NM	RCRA-C	NM	01/06/03	\$ 916,690	08/25/03	\$ 261,590	\$ -	\$ 261,590
Dugway Proving Ground	UT	RCRA-C	UT	01/27/03	\$ 14,360	09/19/03	\$ 3,400	\$ -	\$ 3,400
Deseret Chem Depot	UT	CAA	UT	03/18/03	\$ 54,600	05/05/03	\$ -	\$ 54,600	\$ 54,600
US Military Academy	NY	RCRA-I	NY	06/23/03	\$ 22,500	09/30/03	\$ -	\$ -	\$ -
State Subtotal					\$ 1,638,578		\$ 548,928	\$ 144,370	\$ 693,298

Army	Fines Paid in Fiscal Year 2003								
Installation by Federal, State, and Local	State	Authority	Issuing Agency	Date Assessed	Amount Assessed	Date Resolved	Amount Paid*		
							Cash	SEPs	Total

LOCAL									
<i>None</i>					\$ -		\$ -	\$ -	\$ -
Local Subtotal					\$ -		\$ -	\$ -	\$ -
Army Total					\$ 18,322,637		\$ 1,365,990	\$ 1,998,870	\$ 3,364,860

* CWA fines paid were administrative fees and settlements.

* CAA fines paid in settlements approved by DOJ. Settlements included language preserving DOJ's litigation position regarding CAA sovereign immunity.

** EPA did not provide a written penalty assessment. Fine was paid as part of a consolidated settlement that resolved both Wainwright and Richardson.

*** Paid by contractor

Navy Installation by Federal, State, and Local	Fines Paid in Fiscal Year 2003								
	State	Authority	Issuing Agency	Date Assessed	Amount Assessed	Date Resolved	Amount Paid		
							Cash	SEPs	Total
EPA									
None									
EPA Subtotal					\$ -		\$ -	\$ -	\$ -
STATE									
SIMA SAN DIEGO CA*	CA	CAA	SDAPCD	7/17/1997	\$ 250	3/31/2003	\$ 82,806		\$ 82,806
PWC SAN DIEGO	CA	CAA	SDAPCD	6/27/1998	\$ 2,500	3/31/2003			
PWC SAN DIEGO	CA	CAA	SDAPCD	6/27/1998	\$ 2,500	3/31/2003			
PWC SAN DIEGO	CA	CAA	SDAPCD	9/24/1998	\$ 1,000	3/31/2003			
PWC SAN DIEGO	CA	CAA	SDAPCD	10/1/1998	\$ 500	3/31/2003			
PWC SAN DIEGO	CA	CAA	SDAPCD	10/7/1998	\$ 525	3/31/2003			
PWC SAN DIEGO	CA	CAA	SDAPCD	10/7/1998	\$ 525	3/31/2003			
PWC SAN DIEGO	CA	CAA	SDAPCD	2/10/1999	\$ 750	3/31/2003			
NEX NAVSTA SAN DIEGO CA	CA	CAA	SDAPCD	5/11/1999	\$ 250	3/31/2003			
PWC SAN DIEGO	CA	CAA	SDAPCD	6/23/1999	\$ 500	3/31/2003			
PWC SAN DIEGO	CA	CAA	SDAPCD	8/10/1999	\$ 325	3/31/2003			
NAS NORTH IS SAN DIEGO CA	CA	CAA	SDAPCD	9/29/1999	\$ 2,000	3/31/2003			
NAS NORTH IS SAN DIEGO CA	CA	CAA	SDAPCD	9/29/1999	\$ 2,250	3/31/2003			
SUBASE POINT LOMA	CA	CAA	SDAPCD	11/18/1999	\$ 2,000	3/31/2003			
NEX NAVSTA SAN DIEGO CA	CA	CAA	SDAPCD	12/15/1999	\$ 1,500	3/31/2003			
PWC SAN DIEGO	CA	CAA	SDAPCD	12/20/1999	\$ 2,500	3/31/2003			
PWC SAN DIEGO	CA	CAA	SDAPCD	1/14/2000	\$ 5,000	3/31/2003			
NAVPHIBASE CORONADO SDIEGO CA	CA	CAA	SDAPCD	2/1/2000	\$ 500	3/31/2003			
NAVPHIBASE CORONADO SDIEGO CA	CA	CAA	SDAPCD	2/1/2000	\$ 1,000	3/31/2003			
COAST GUARD SAN DIEGO	CA	CAA	SDAPCD	2/2/2000	\$ 195	3/31/2003			
PWC SAN DIEGO	CA	CAA	SDAPCD	2/25/2000	\$ 1,000	3/31/2003			
SWNAVFACENCOM SAN DIEGO CA	CA	CAA	SDAPCD	6/21/2000	\$ 1,000	3/31/2003			
SWNAVFACENCOM SAN DIEGO CA	CA	CAA	SDAPCD	6/29/2000	\$ 2,500	3/31/2003			
NEX NORTH ISLAND SAN DIEGO	CA	CAA	SDAPCD	8/3/2000	\$ 2,000	3/31/2003			
NAS NORTH IS SAN DIEGO CA	CA	CAA	SDAPCD	10/3/2000	\$ 500	3/31/2003			
NAS NORTH IS SAN DIEGO CA	CA	CAA	SDAPCD	10/3/2000	\$ 1,000	3/31/2003			
PWC SAN DIEGO	CA	CAA	SDAPCD	10/3/2000	\$ 500	3/31/2003			
PWC SAN DIEGO	CA	CAA	SDAPCD	10/3/2000	\$ 1,000	3/31/2003			
PWC SAN DIEGO	CA	CAA	SDAPCD	10/3/2000	\$ 1,000	3/31/2003			
PWC SAN DIEGO	CA	CAA	SDAPCD	12/4/2000	\$ 5,000	3/31/2003			

Air Force	Fines Paid in Fiscal Year 2003									
Installation by Federal, State, and Local	State	Authority	Issuing Agency	Date Assessed	Amount Assessed	Date Resolved	Amount Paid*			
							Cash	SEPs	Total	
EPA										
<i>None</i>										
EPA Subtotal					\$ -		\$ -	\$ -	\$ -	
STATE										
Holloman Air Force Base	NM	CAA	NM	10/23/02	\$ 15,200	01/15/03	\$ 11,920	\$ -	\$ 11,920	
Hickam Air Force Base	HI	RCRA	HI	08/29/03	\$ 27,000	11/22/03	\$ 5,400	\$ 52,280	\$ 57,680	
Kirtland Air Force Base	NM	RCRA	NM	11/15/02	\$ 81,480	06/15/03	\$ 25,200	\$ -	\$ 25,200	
State Subtotal					\$ 123,680		\$ 42,520	\$ 52,280	\$ 94,800	
LOCAL										
Fairchild Air Force Base**	WA	CAA		10/23/2002	\$ 250	12/4/2002	\$ 250	\$ -	\$ 250	
Fairchild Air Force Base**	WA	CAA		3/17/2003	\$ 562	4/16/2003	\$ 562	\$ -	\$ 562	
Local Subtotal					\$ 812		\$ 812	\$ -	\$ 812	
Air Force Total					\$ 124,492		\$ 43,332	\$ 52,280	\$ 95,612	

* CAA fines paid in settlements approved by DOJ. Settlements included language preserving DOJ's litigation position regarding CAA sovereign immunity.
**paid by contractor

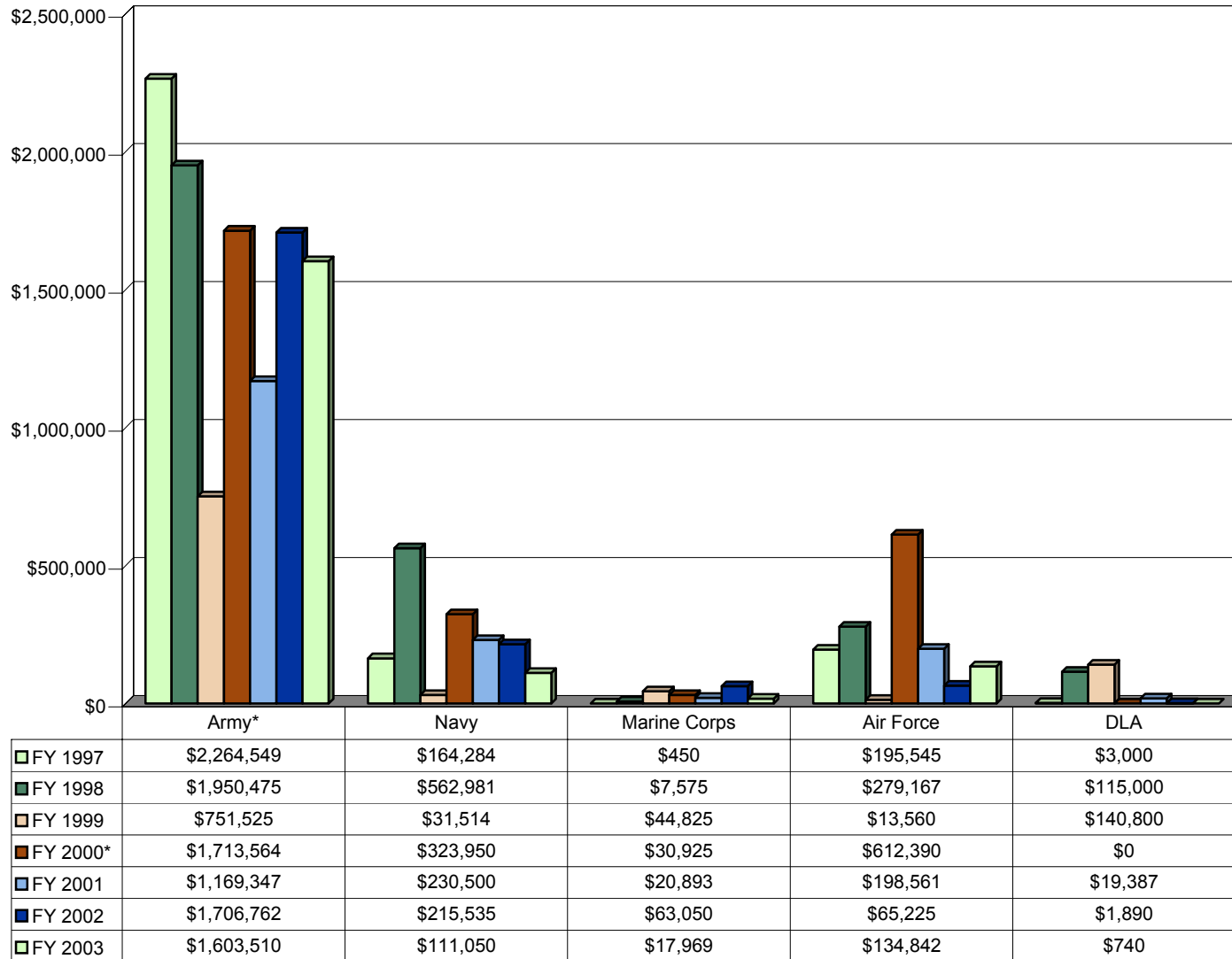
Marine Corps	Fines Paid in Fiscal Year 2003								
Installation by Federal, State, and Local	State	Authority	Issuing Agency	Date Assessed	Amount Assessed	Date Resolved	Amount Paid*		
							Cash	SEPs	Total
EPA									
MCAS Cherry Point	NC	RCRA/I	EPA	09/17/01	\$ 20,893	07/31/03	\$ 10,902	\$ -	\$ 10,902
EPA Subtotal					\$ 20,893		\$ 10,902	\$ -	\$ 10,902
STATE									
<i>None</i>					\$ -		\$ -	\$ -	\$ -
State Subtotal					\$ -		\$ -	\$ -	\$ -
LOCAL									
MCAS Miramar	CA	CAA	SDAPCD		\$ -	02/02/03	\$ 6,759	\$ -	\$ 6,759
MCB Camp Pendleton	CA	CAA	SDAPCD	02/13/03	\$ 6,480	05/01/03	\$ 6,480	\$ -	\$ 6,480
MCB Camp Pendleton	CA	CAA	SDAPCD	03/04/03	\$ 2,814	05/02/03	\$ 2,814	\$ -	\$ 2,814
MCB Camp Pendleton	CA	CAA	SDAPCD		\$ -	06/06/03	\$ 6,926	\$ -	\$ 6,926
MCRD San Diego	CA	CAA	SDAPCD	07/16/02	\$ 250	01/08/03	\$ 250	\$ -	\$ 250
MCRD San Diego	CA	CAA	SDAPCD	02/13/03	\$ 2,675	06/04/03	\$ 2,675	\$ -	\$ 2,675
MCRD San Diego	CA	CAA	SDAPCD		\$ -	09/15/03	\$ 4,828	\$ -	\$ 4,828
MAGTFTC Twentynine Palms	CA	RCRA/I	SBCFD	01/06/03	\$ 3,000	02/03/03	\$ 1,500	\$ -	\$ 1,500
Local Subtotal					\$ 15,219		\$ 32,232	\$ -	\$ 32,232
Marines Total					\$ 36,112		\$ 43,134	\$ -	\$ 43,134

*CAA fines paid in settlements approved by DOJ. Settlements included language preserving DOJ's litigation position regarding CAA sovereign immunity.

Defense Logistics Agency		Fines Paid in Fiscal Year 2003							
Installation by Federal, State and Local	State	Authority	Issuing Agency	Date Assessed	Amount Assessed	Date Resolved	Amount Paid		
							Cash	SEPs	Total
EPA									
<i>None</i>					\$ -		\$ -	\$ -	\$ -
EPA Subtotal					\$ -		\$ -	\$ -	\$ -
STATE									
<i>None</i>					\$ -		\$ -	\$ -	\$ -
State Subtotal					\$ -		\$ -	\$ -	\$ -
LOCAL									
Defense Distribution Depot San Joaquin*	CA	CAA	SJVAPCD	4/8/2002	\$ 4,120	11/30/2002	\$ 1,830	\$ -	\$ 1,830
Defense Distribution Depot San Joaquin*	CA	CAA	SJVAPCD	10/9/2002	\$ 220	11/30/2002	\$ 30	\$ -	\$ 30
Defense Distribution Depot San Joaquin*	CA	CAA	SJVAPCD	10/9/2002	\$ 220	11/30/2002	\$ 30	\$ -	\$ 30
Local Subtotal					\$ 4,560		\$ 1,890	\$ -	\$ 1,890
DLA Total					\$ 4,560		\$ 1,890	\$ -	\$ 1,890

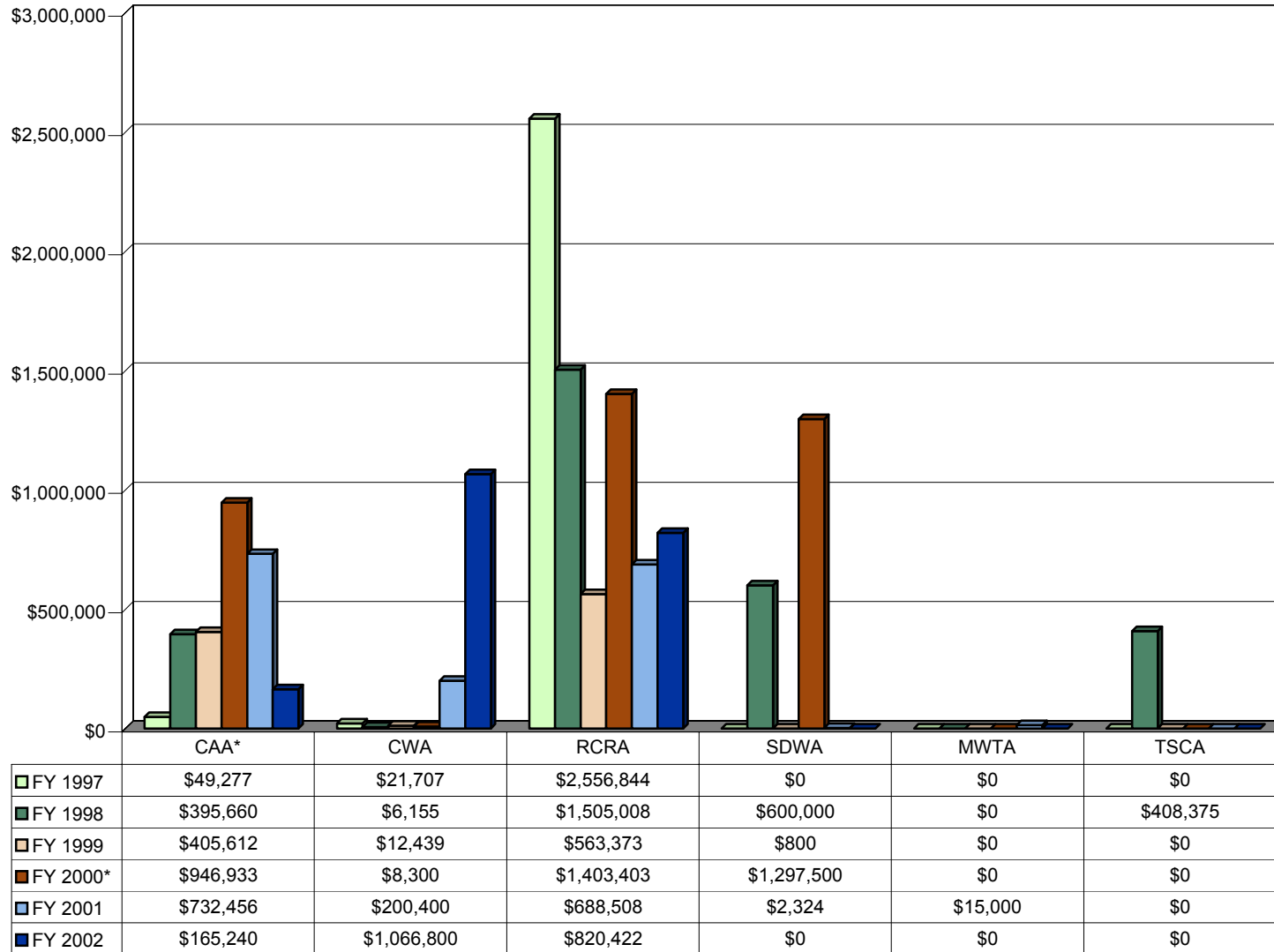
*CAA fines paid in settlements approved by DOJ. Settlements included language preserving DOJ's litigation position regarding CAA sovereign immunity.

Figure 1
 Fines Assessed
 DoD Component Totals
 FY 1997 to FY 2003



* Does not include a fine assessed against Fort Wainwright, Alaska under the Clean Air Act in FY 2000.

Figure 2
Fines Assessed by Statute
DoD-Wide
FY 1997 to FY 2003



* Does not include a fine assessed against Fort Wainwright, Alaska under the Clean Air Act in FY 2000.

Figure 3
Total Amount of Fines Assessed by Issuing Agency
DoD-Wide
FY 2003

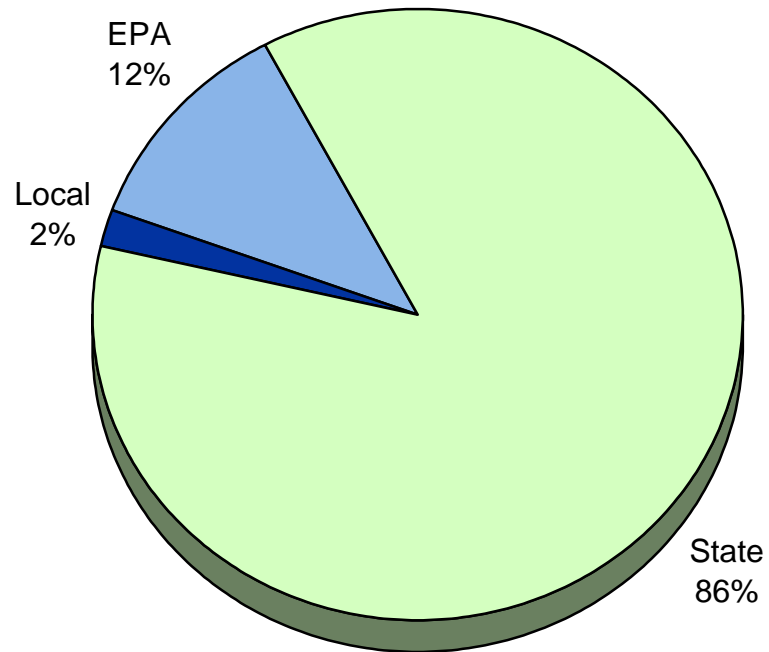
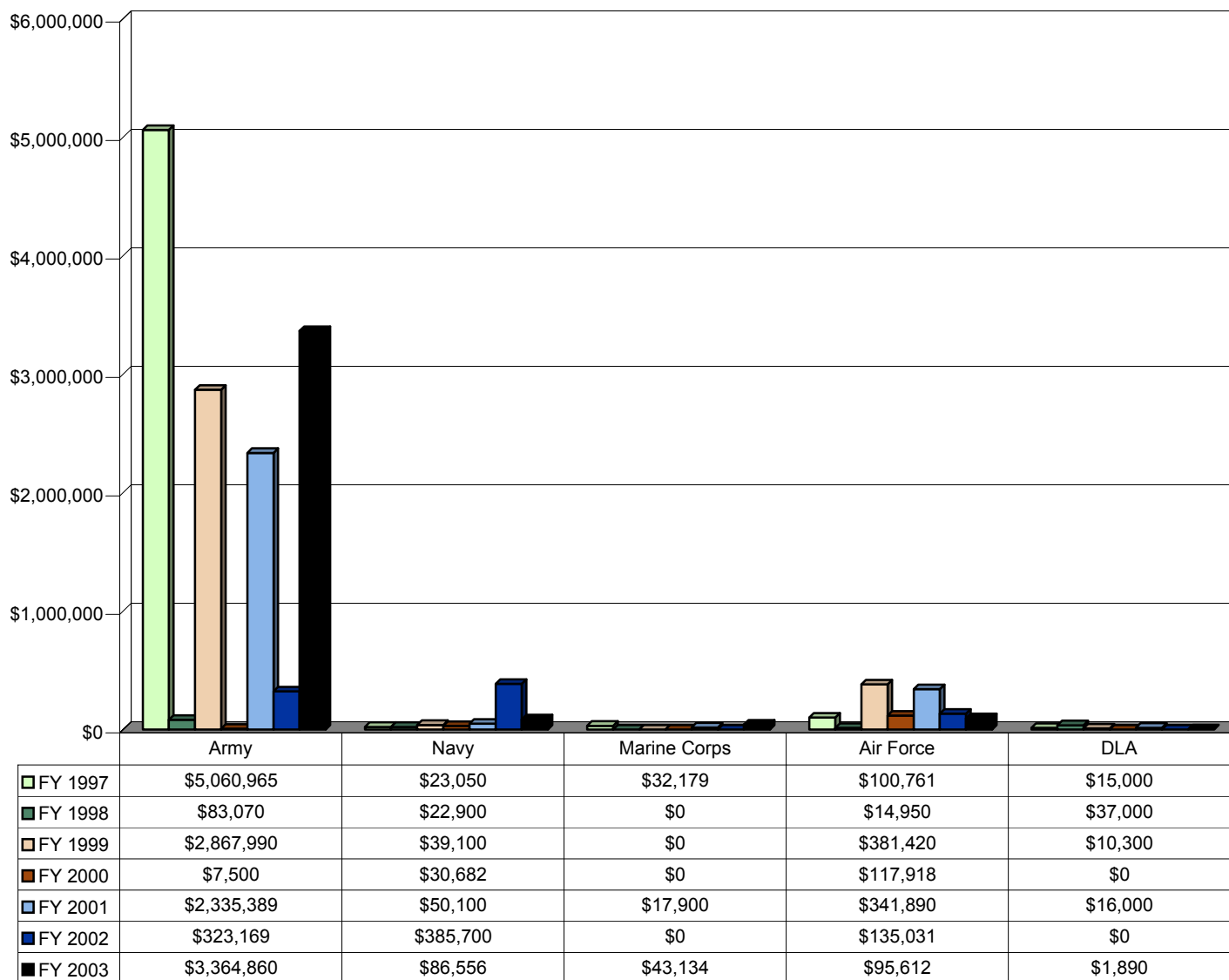
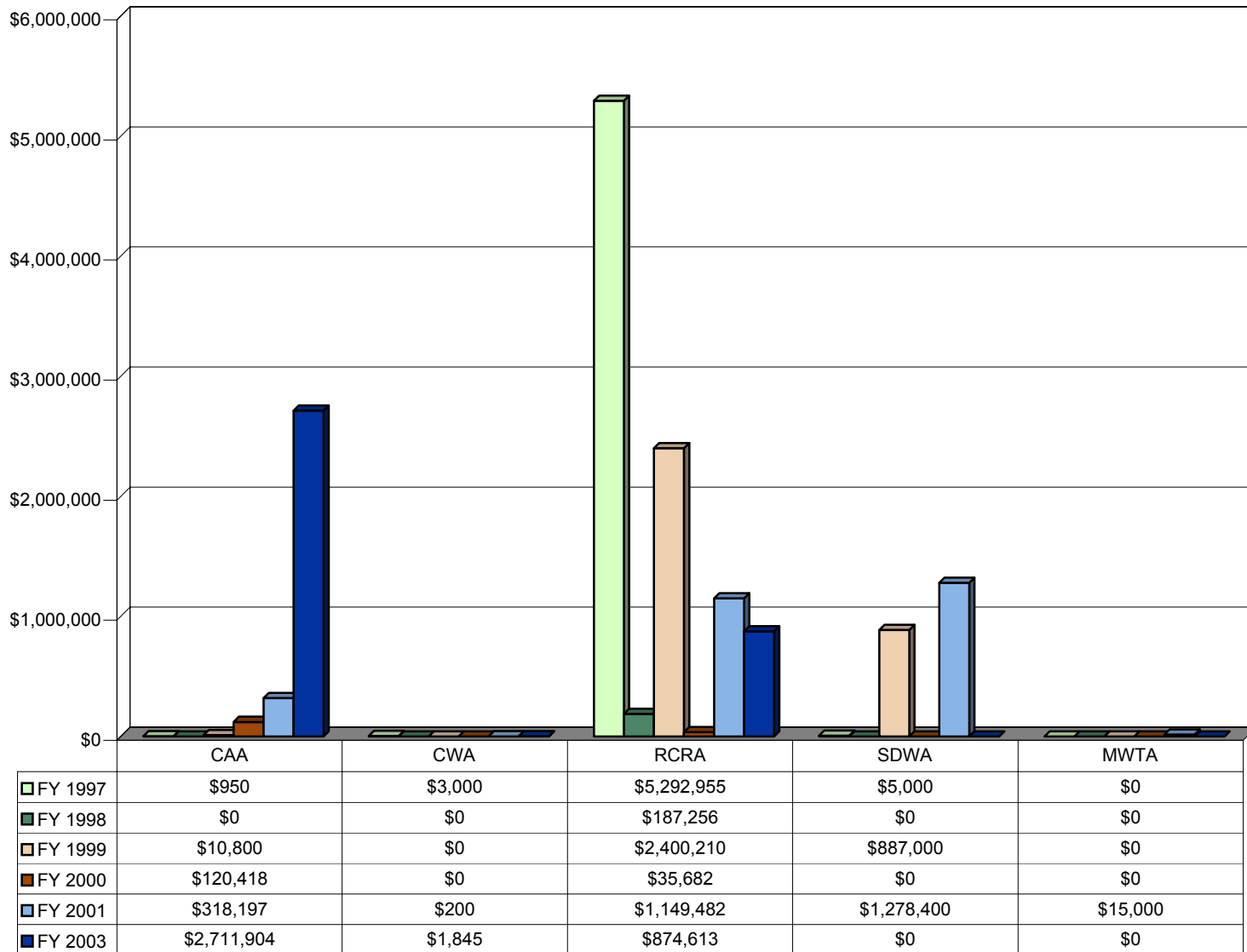


Figure 4
Fines Paid (Cash and SEPs)**
DoD Components
FY 1997 to FY 2003



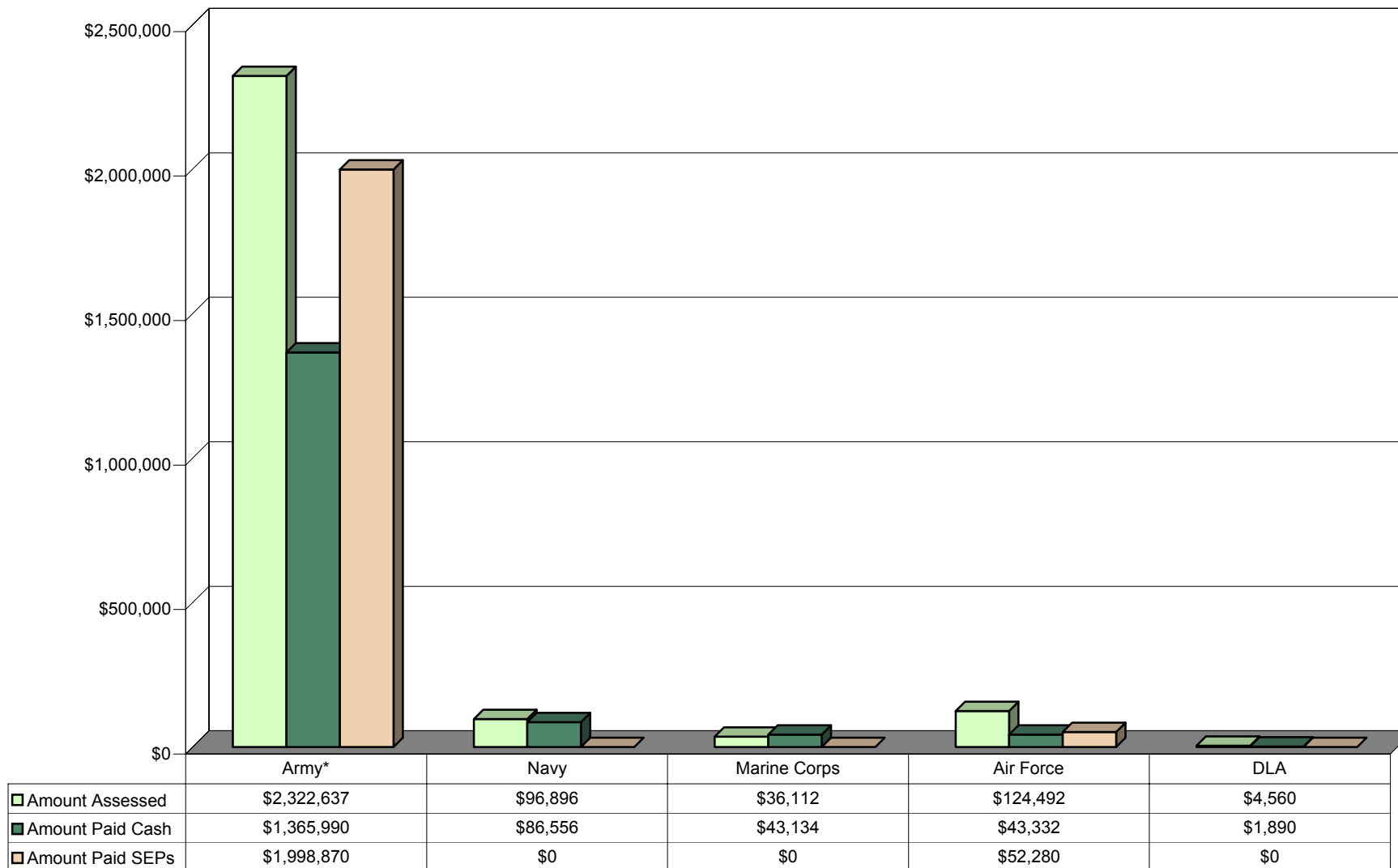
** The amounts paid in cash and SEPs are linked to the amount assessed in the original fine, regardless of the year assessed.

Figure 5
Fines Paid (Cash and SEPs) by Statute**
DoD-Wide
FY 1997 to FY 2003



** The amounts paid in cash and SEPs are linked to the amount assessed in the original fine, regardless of the year assessed.

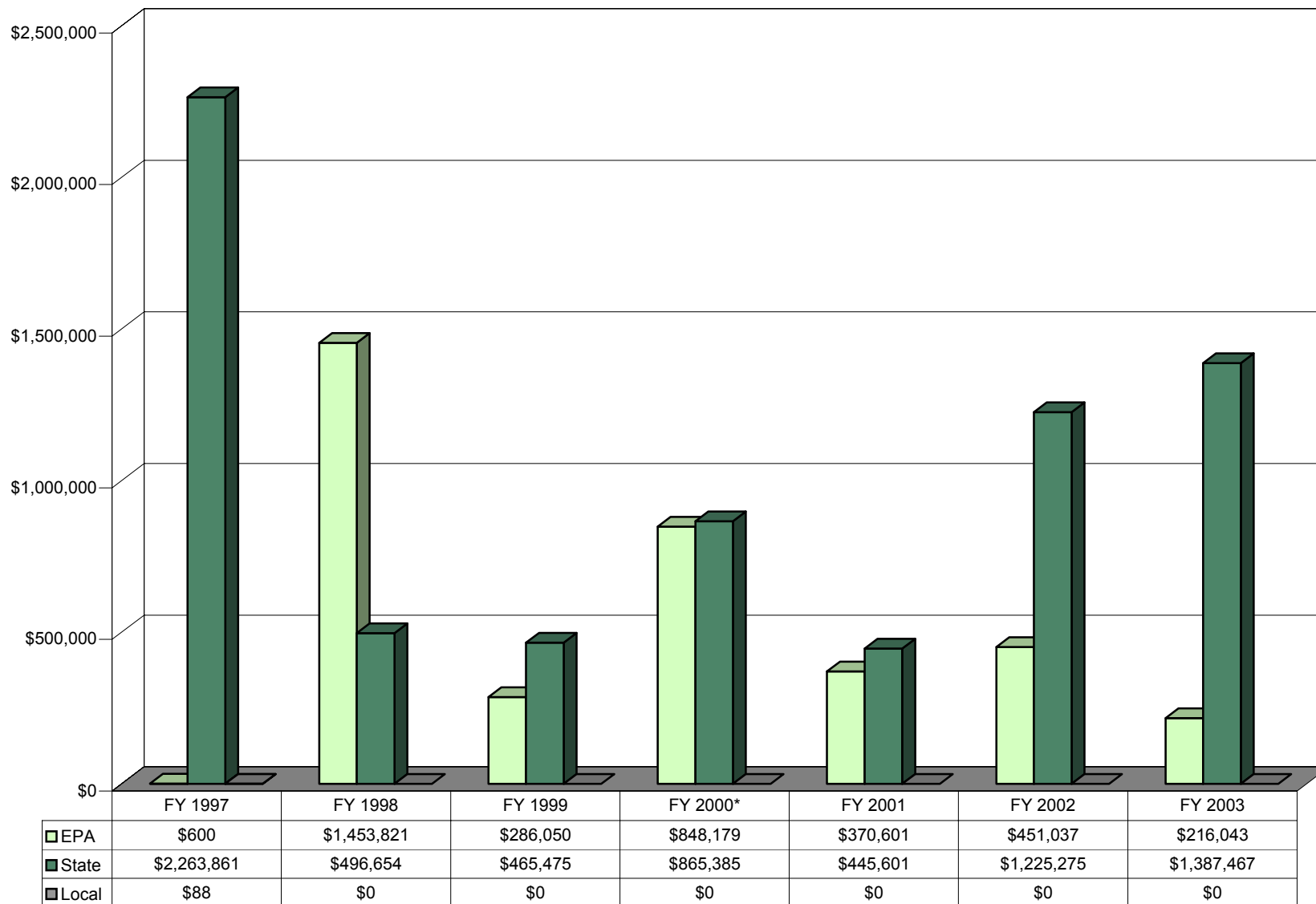
Figure 6
Fines Paid (Cash and SEPs)**
DoD Component Totals
FY 2003



*Army Amount Assessed does not include a \$16 million fine assessed at Fort Wainwright.

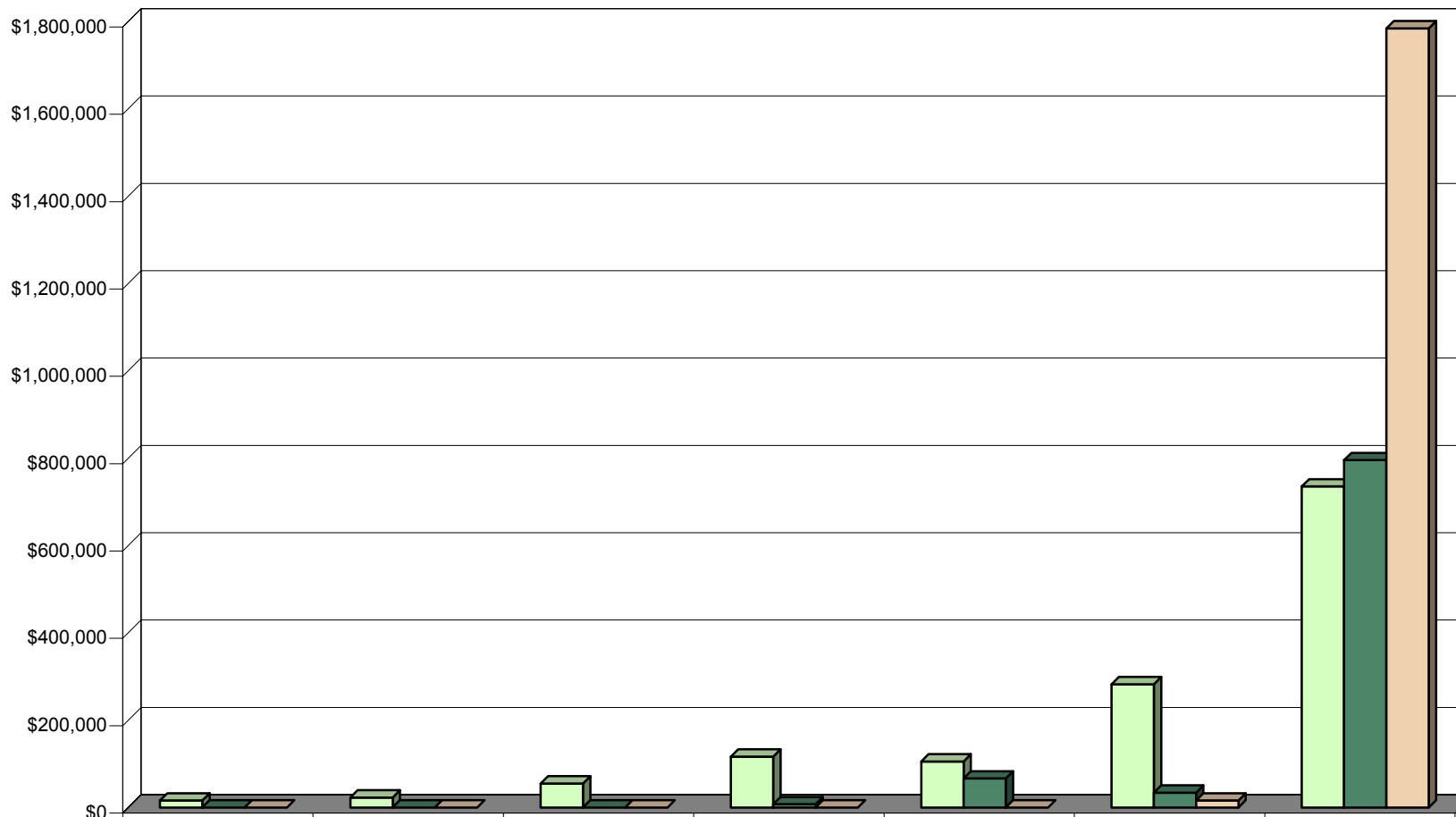
** The amounts paid in cash and SEPs are linked to the amount assessed in the original fine, regardless of the year assessed.

Figure 7
Fines Assessed by Issuing Agency
Army
FY 1997 to FY 2003



* Does not include a fine assessed against Fort Wainwright, Alaska under the Clean Air Act in FY 2000.

Figure 8
Fines Paid (Cash and SEPs)**
Army
Clean Air Act
FY 1997 to FY 2003

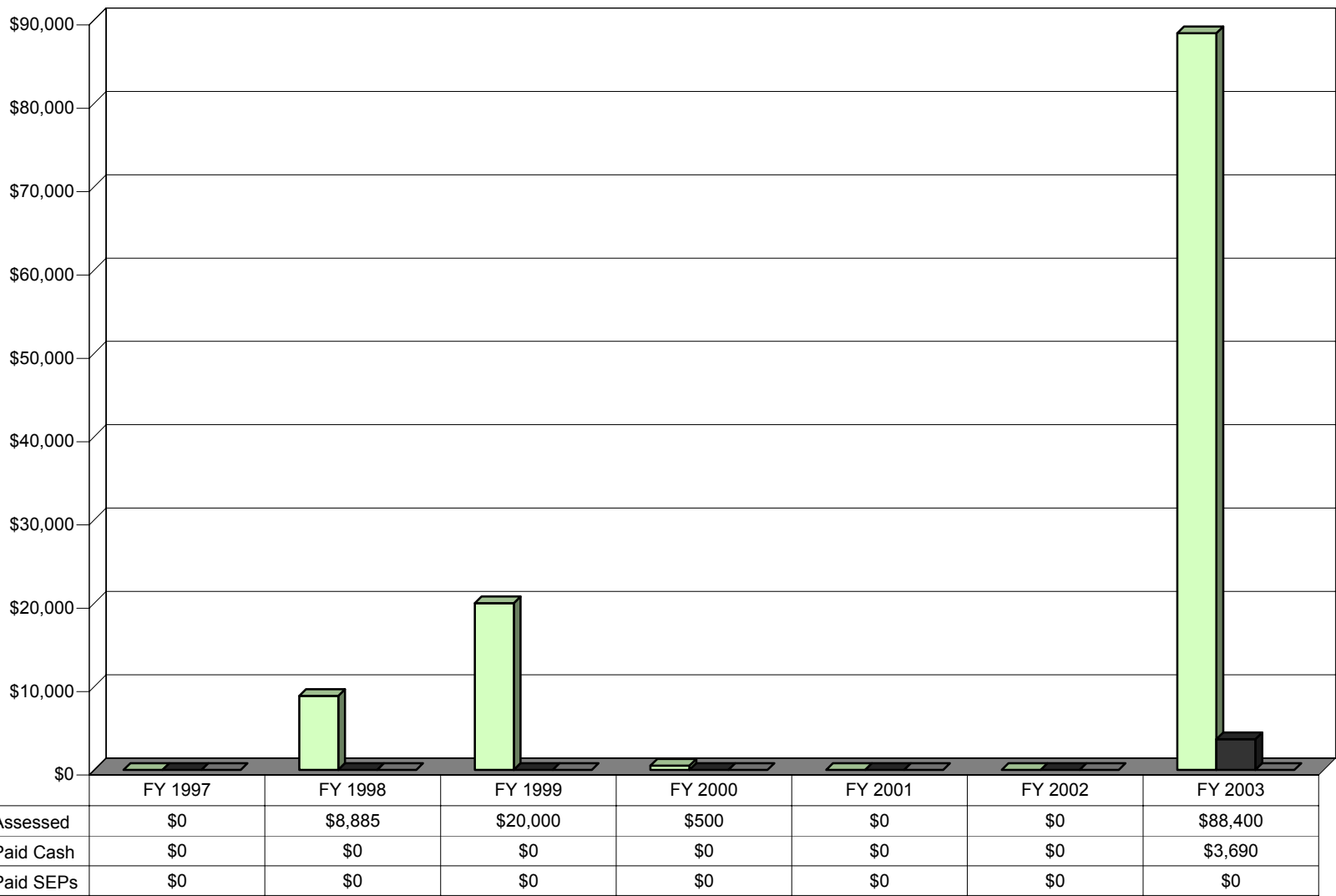


Amount Assessed	\$16,000	\$22,900	\$54,890	\$116,500	\$105,500	\$282,331	\$735,254
Amount Paid Cash	\$0	\$0	\$0	\$7,500	\$66,547	\$34,071	\$795,624
Amount Paid SEPs	\$0	\$0	\$0	\$0	\$0	\$16,000	\$1,784,370

*Amount Assessed does not include a \$16 million fine assessed at Fort Wainwright

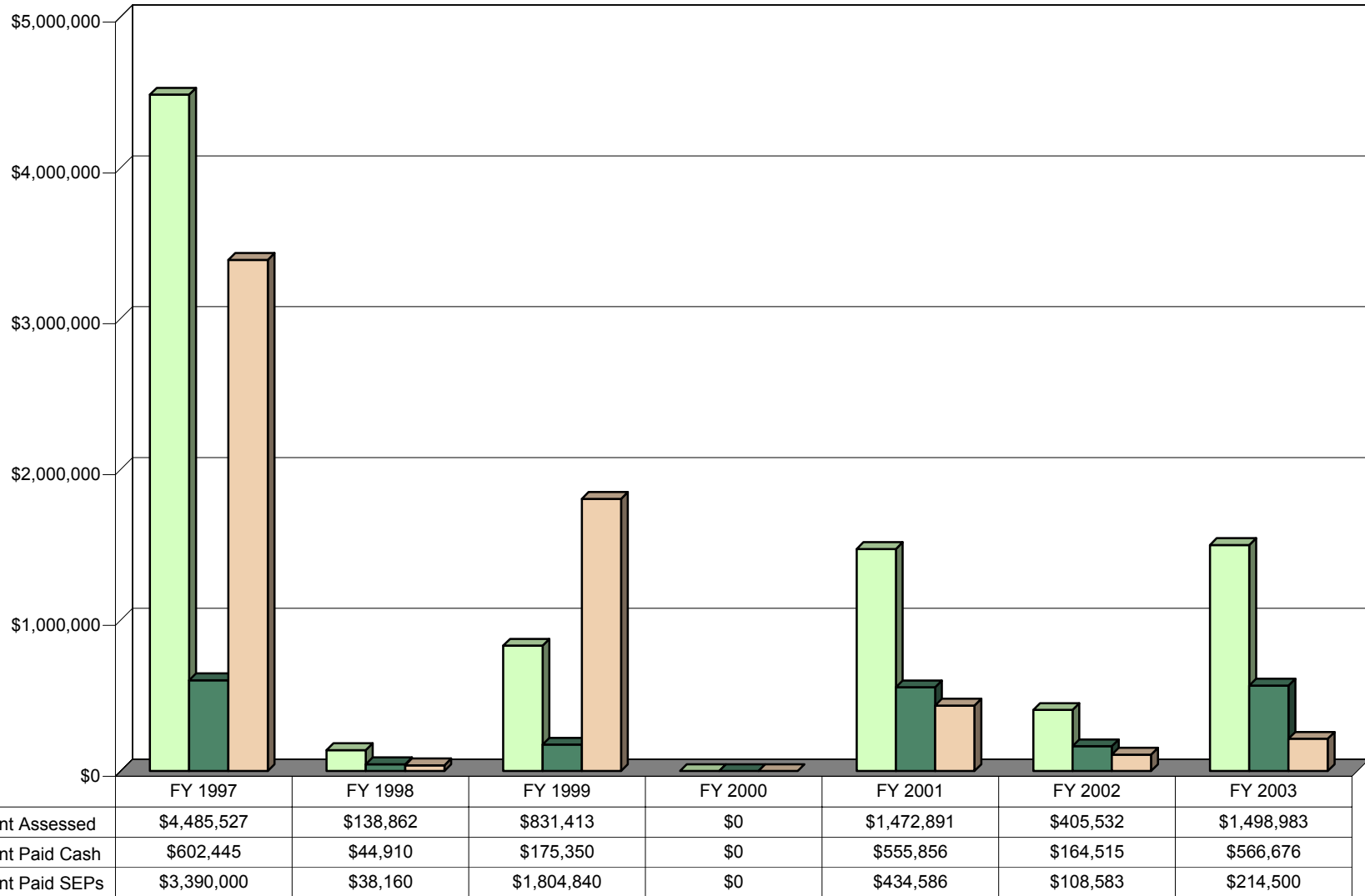
** The amounts paid in cash and SEPs are linked to the amount assessed in the original fine, regardless of the year assessed.

Figure 9
Fines Paid (Cash and SEPs)**
Army
Clean Water Act
FY 1997 to FY 2003



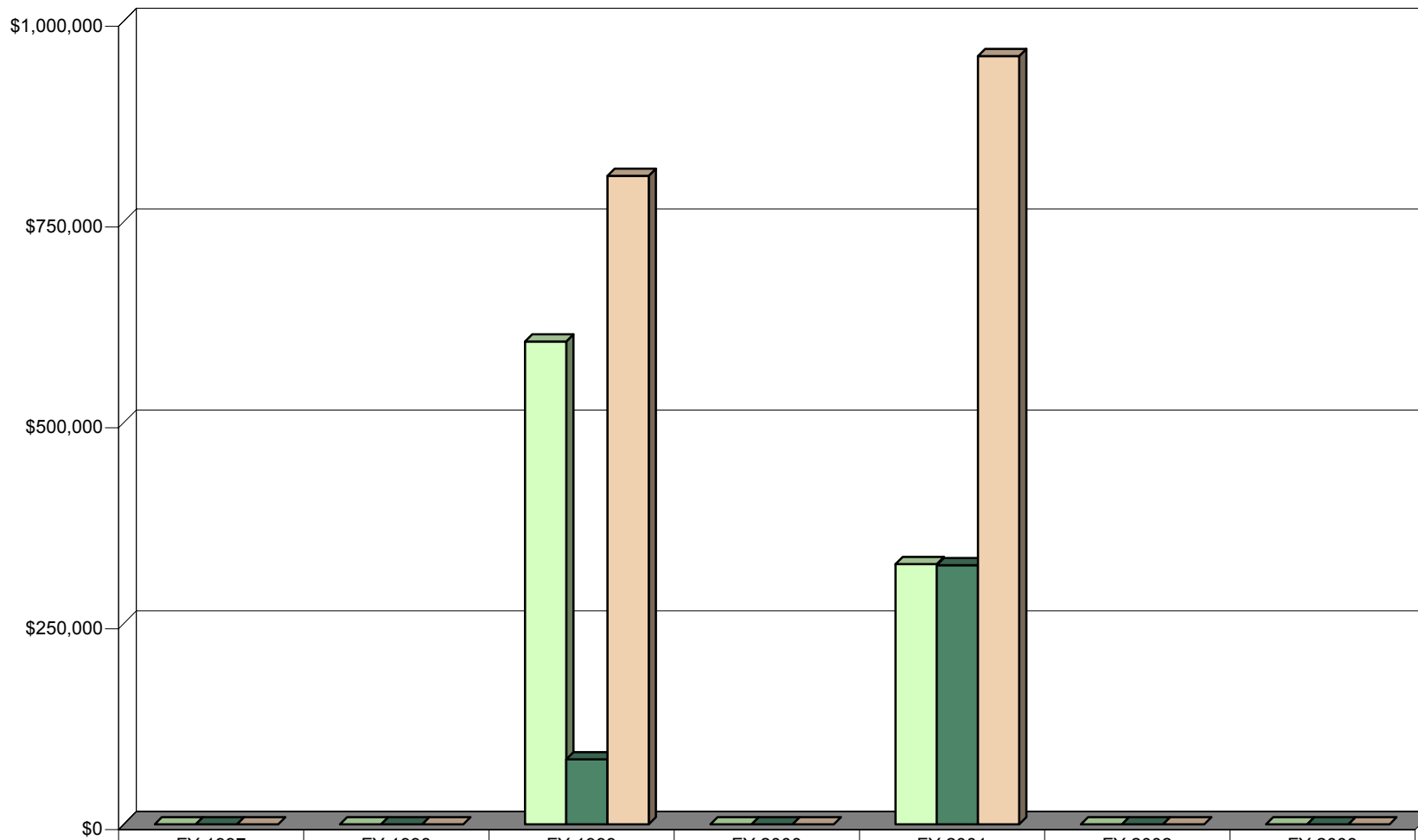
** The amounts paid in cash and SEPs are linked to the amount assessed in the original fine, regardless of the year assessed.

Figure 10
Fines Paid (Cash and SEPs)**
Army
Resource Conservation and Recovery Act
FY 1997 to FY 2003



** The amounts paid in cash and SEPs are linked to the amount assessed in the original fine, regardless of the year assessed.

Figure 11
Fines Paid (Cash and SEPs)**
Army
Safe Drinking Water Act
FY 1997 to FY 2003



	FY 1997	FY 1998	FY 1999	FY 2000	FY 2001	FY 2002	FY 2003
Amount Assessed	\$0	\$0	\$600,800	\$0	\$323,824	\$0	\$0
Amount Paid Cash	\$0	\$0	\$80,800	\$0	\$322,400	\$0	\$0
Amount Paid SEPs	\$0	\$0	\$807,000	\$0	\$956,000	\$0	\$0

** The amounts paid in cash and SEPs are linked to the amount assessed in the original fine, regardless of the year assessed.

Figure 12
Fines Assessed by Issuing Agency
Navy
FY 1997 to FY 2003

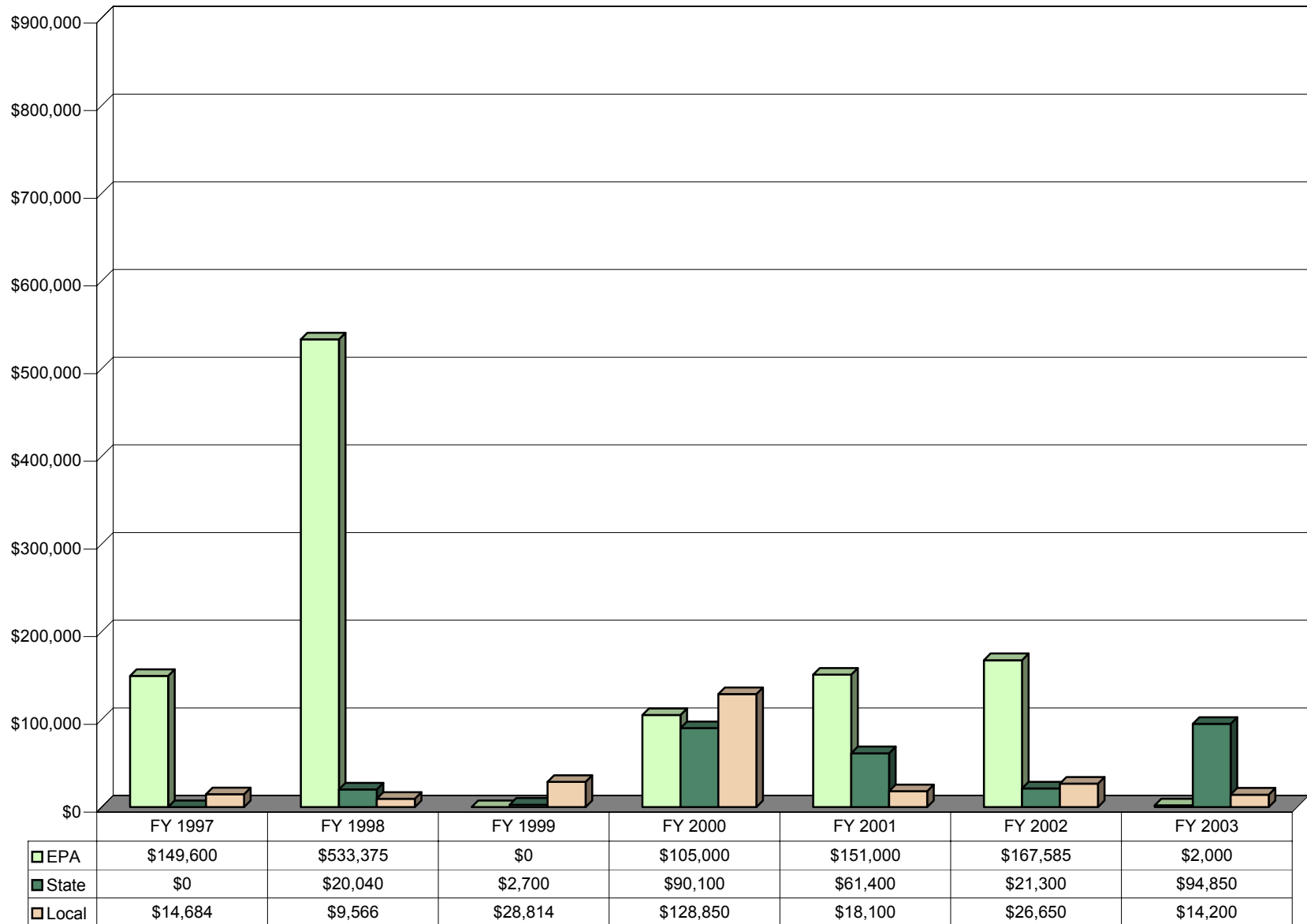
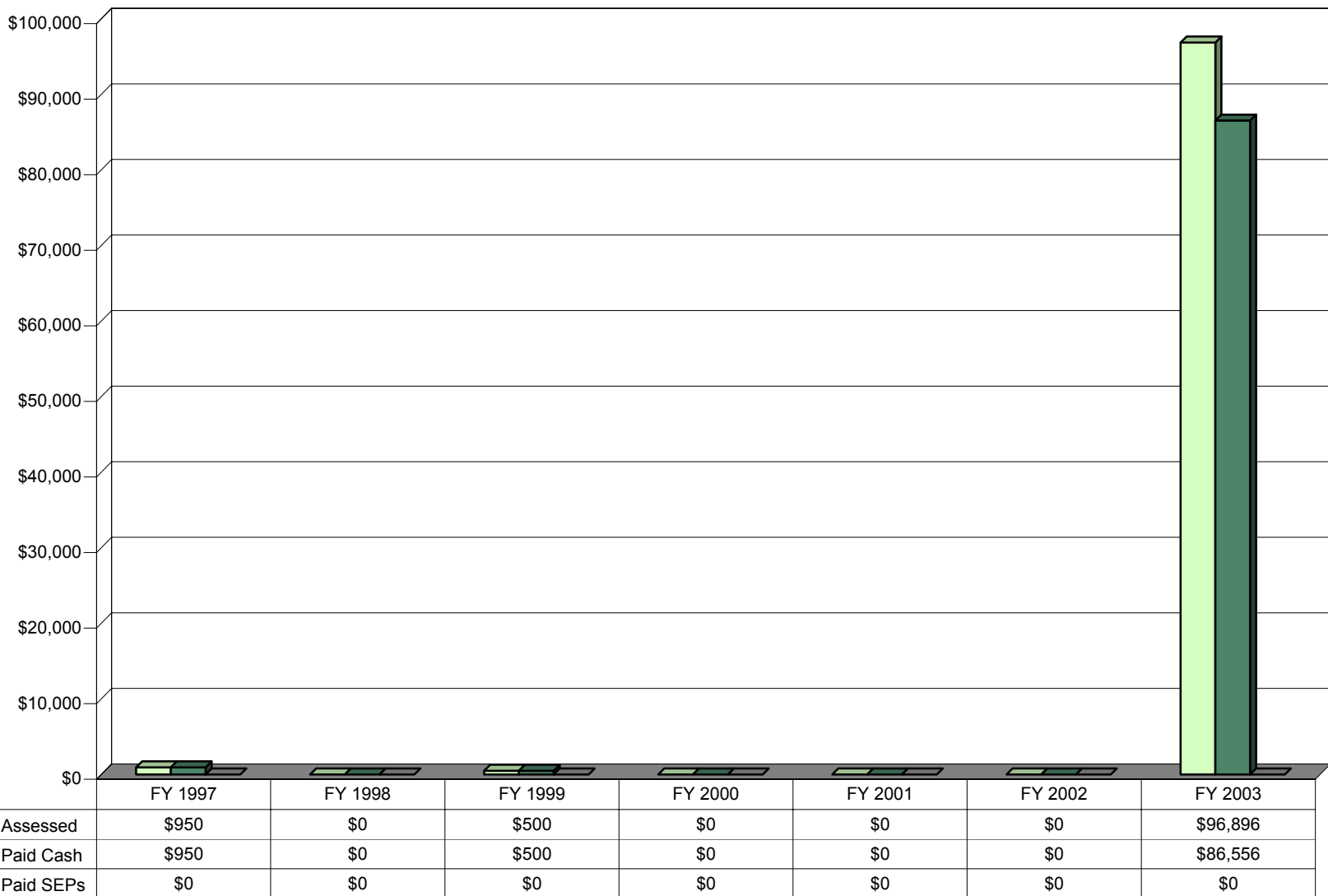
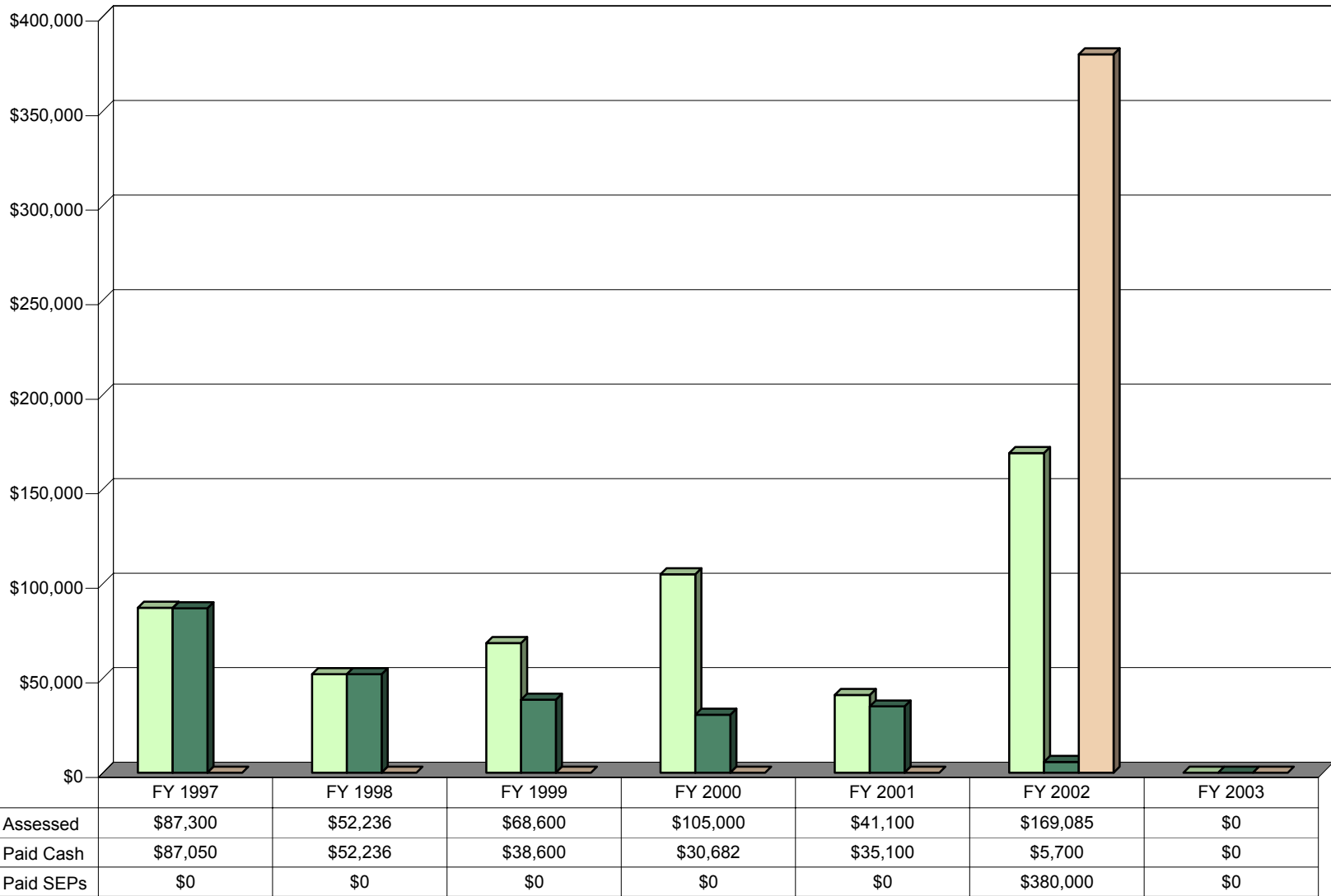


Figure 13
Fines Paid (Cash and SEPs)**
 Navy
 Clean Air Act
 FY 1997 to FY 2003




** The amounts paid in cash and SEPs are linked to the amount assessed in the original fine, regardless of the year assessed.

Figure 14
Fines Paid (Cash and SEPs)**
 Navy
 Resource Conservation and Recovery Act
 FY 1997 to FY 2003



** The amounts paid in cash and SEPs are linked to the amount assessed in the original fine, regardless of the year assessed.

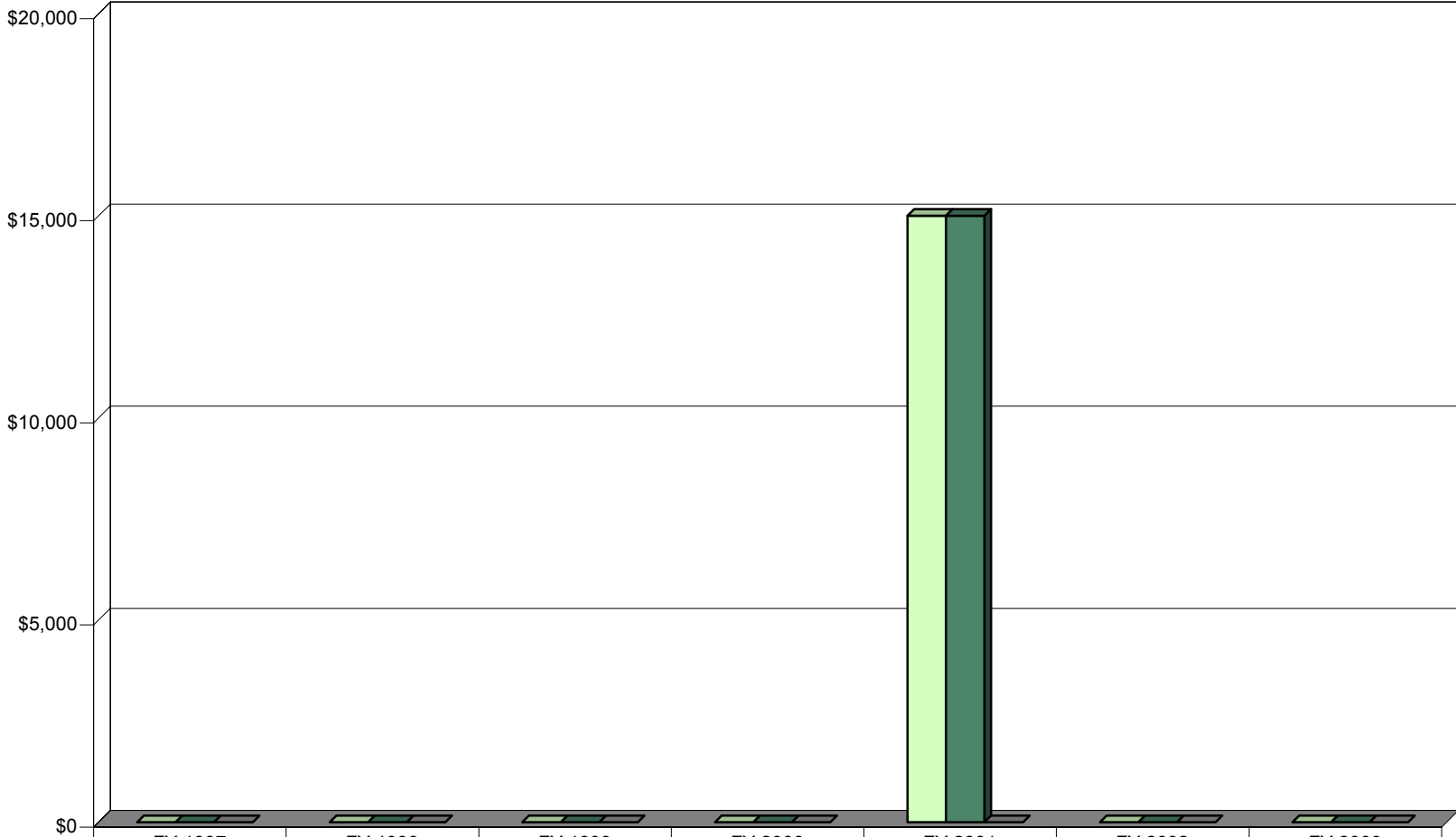
Figure 15
Fines Paid (Cash and SEPs)**
Navy
Safe Drinking Water Act
FY 1997 to FY 2003



	FY 1997	FY 1998	FY 1999	FY 2000	FY 2001	FY 2002	FY 2003
Amount Assessed	\$5,000	\$0	\$0	\$0	\$0	\$0	\$0
Amount Paid Cash	\$5,000	\$0	\$0	\$0	\$0	\$0	\$0
Amount Paid SEPs	\$0	\$0	\$0	\$0	\$0	\$0	\$0

** The amounts paid in cash and SEPs are linked to the amount assessed in the original fine, regardless of the year assessed.

Figure 16
Fines Paid (Cash and SEPs)**
Navy
Medical Waste Tracking Act
FY 1997 to FY 2003



	FY 1997	FY 1998	FY 1999	FY 2000	FY 2001	FY 2002	FY 2003
Amount Assessed	\$0	\$0	\$0	\$0	\$15,000	\$0	\$0
Amount Paid Cash	\$0	\$0	\$0	\$0	\$15,000	\$0	\$0
Amount Paid SEPs	\$0	\$0	\$0	\$0	\$0	\$0	\$0

** The amounts paid in cash and SEPs are linked to the amount assessed in the original fine, regardless of the year assessed.

Figure 17
 Fines Assessed by Issuing Agency
 Marine Corps
 FY 1997 to FY 2003

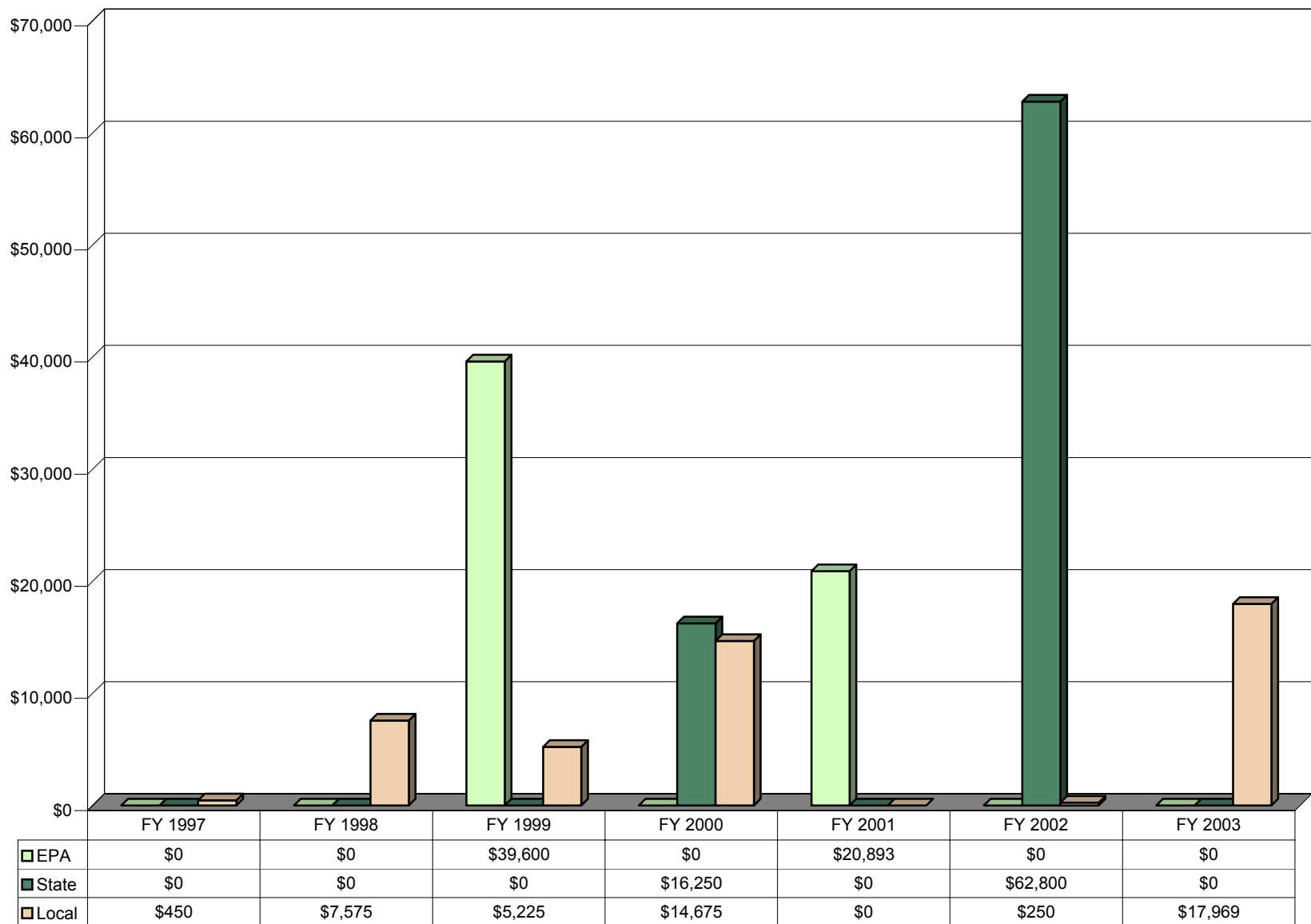
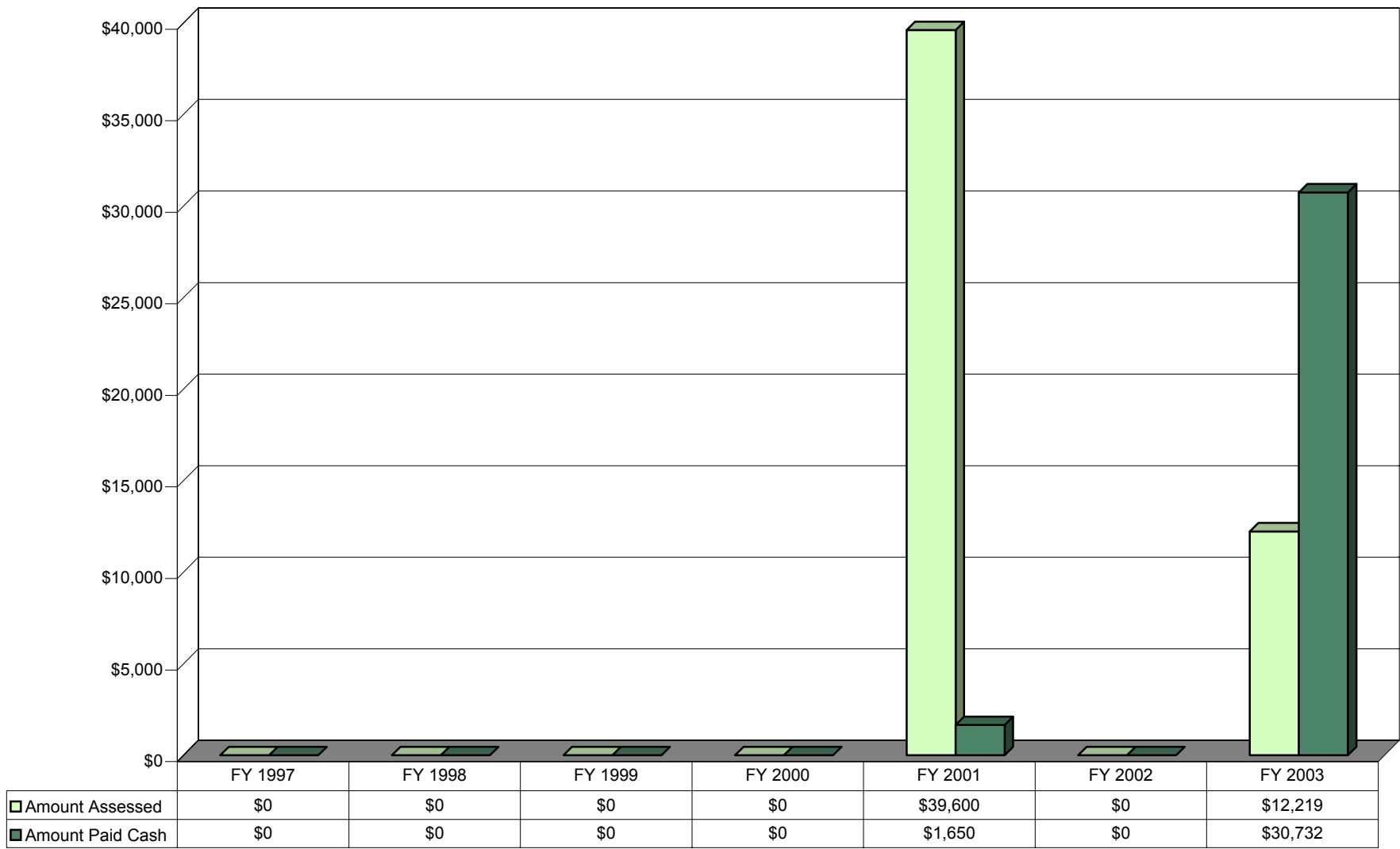
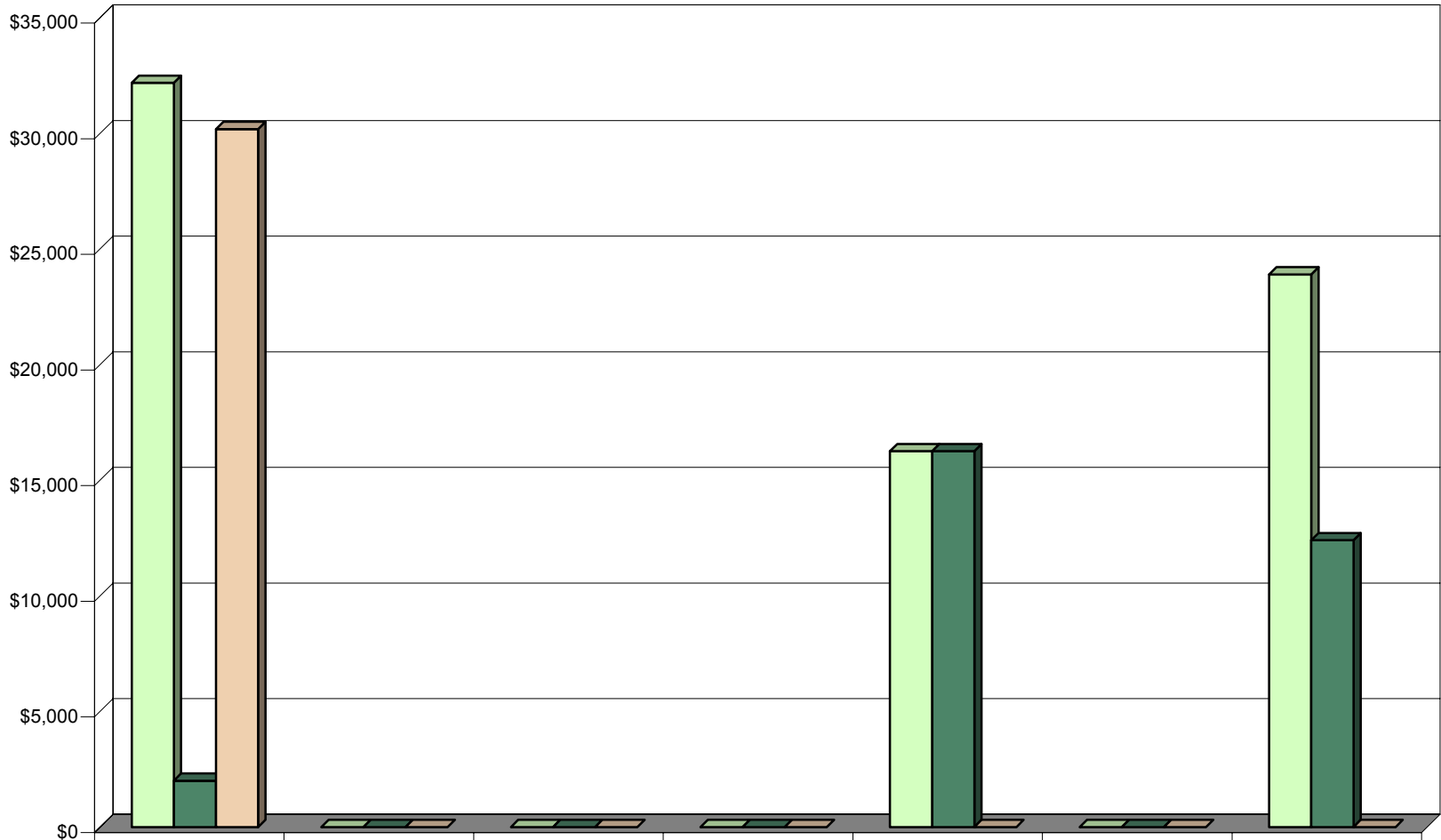


Figure 18
Fines Paid (Cash and SEPs)**
Marine Corps
Clean Air Act
FY 1997 to FY 2003



** The amounts paid in cash and SEPs are linked to the amount assessed in the original fine, regardless of the year assessed.

Figure 19
Fines Paid (Cash and SEPs)**
Marine Corps
Resource Conservation and Recovery Act
FY 1997 to FY 2003



	FY 1997	FY 1998	FY 1999	FY 2000	FY 2001	FY 2002	FY 2003
Amount Assessed	\$32,179	\$0	\$0	\$0	\$16,250	\$0	\$23,893
Amount Paid Cash	\$2,000	\$0	\$0	\$0	\$16,250	\$0	\$12,402
Amount Paid SEPs	\$30,179	\$0	\$0	\$0	\$0	\$0	\$0

** The amounts paid in cash and SEPs are linked to the amount assessed in the original fine, regardless of the year assessed.

Figure 20
 Fines Assessed by Issuing Agency
 Air Force
 FY 1997 to FY 2003

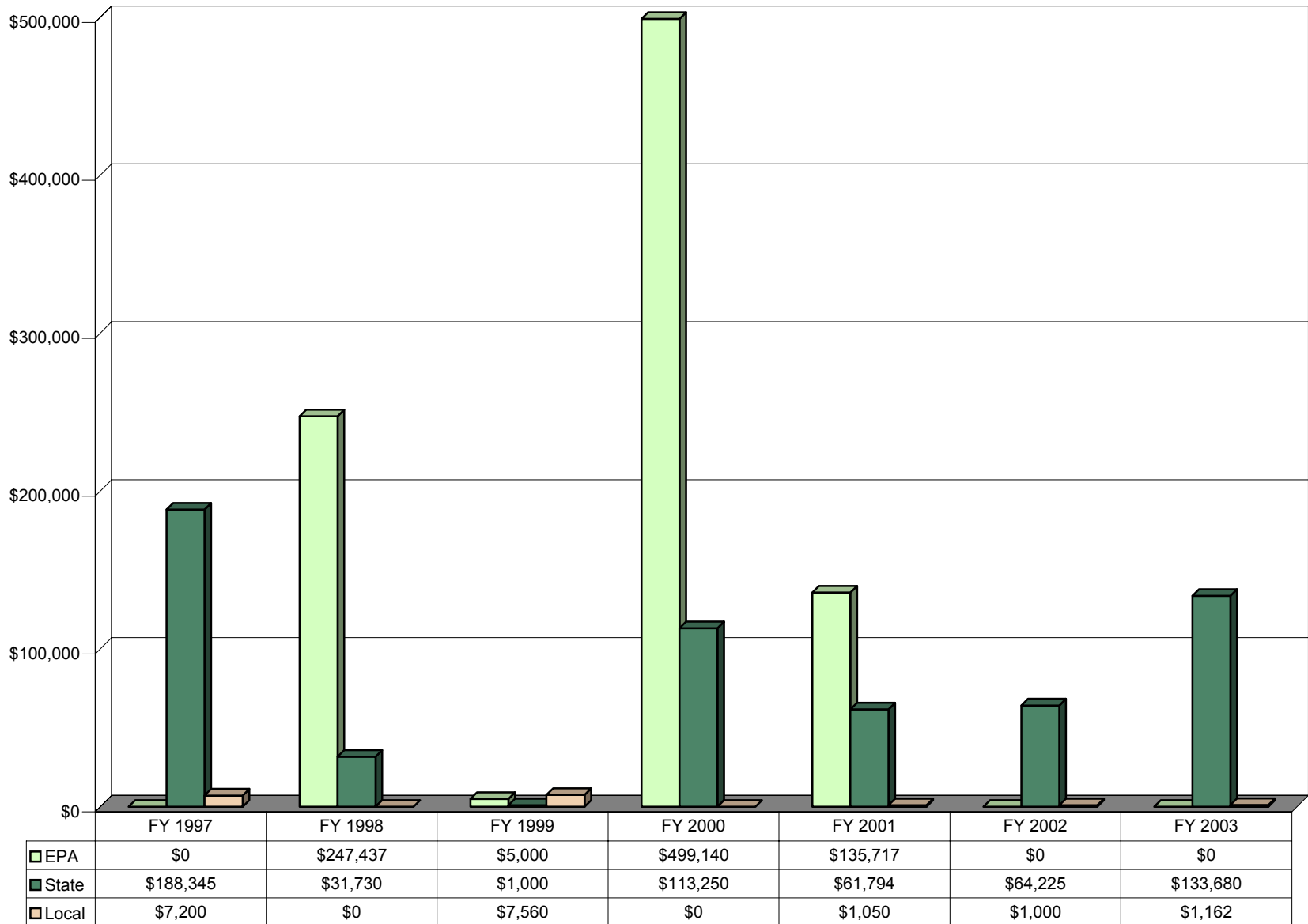
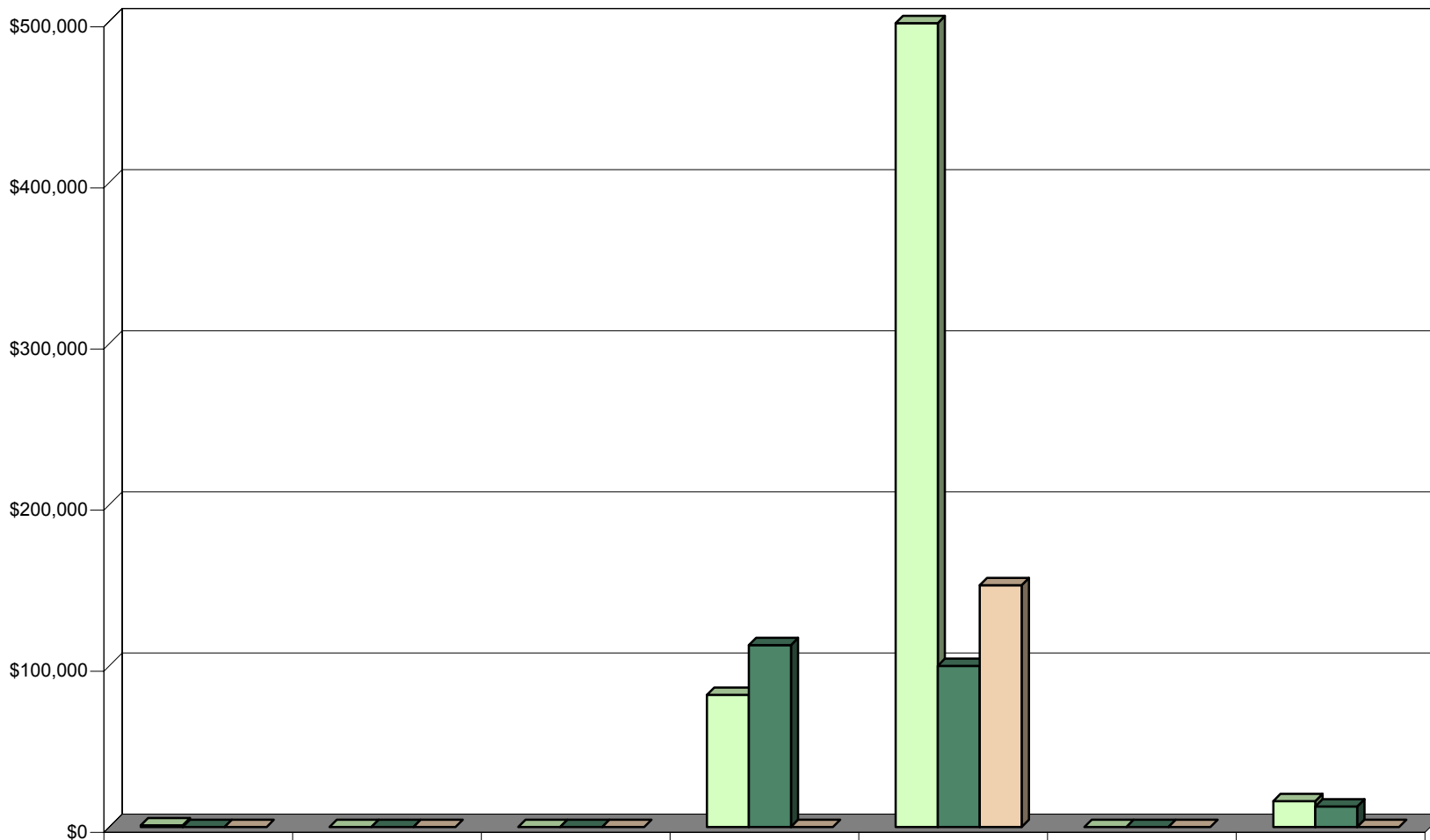


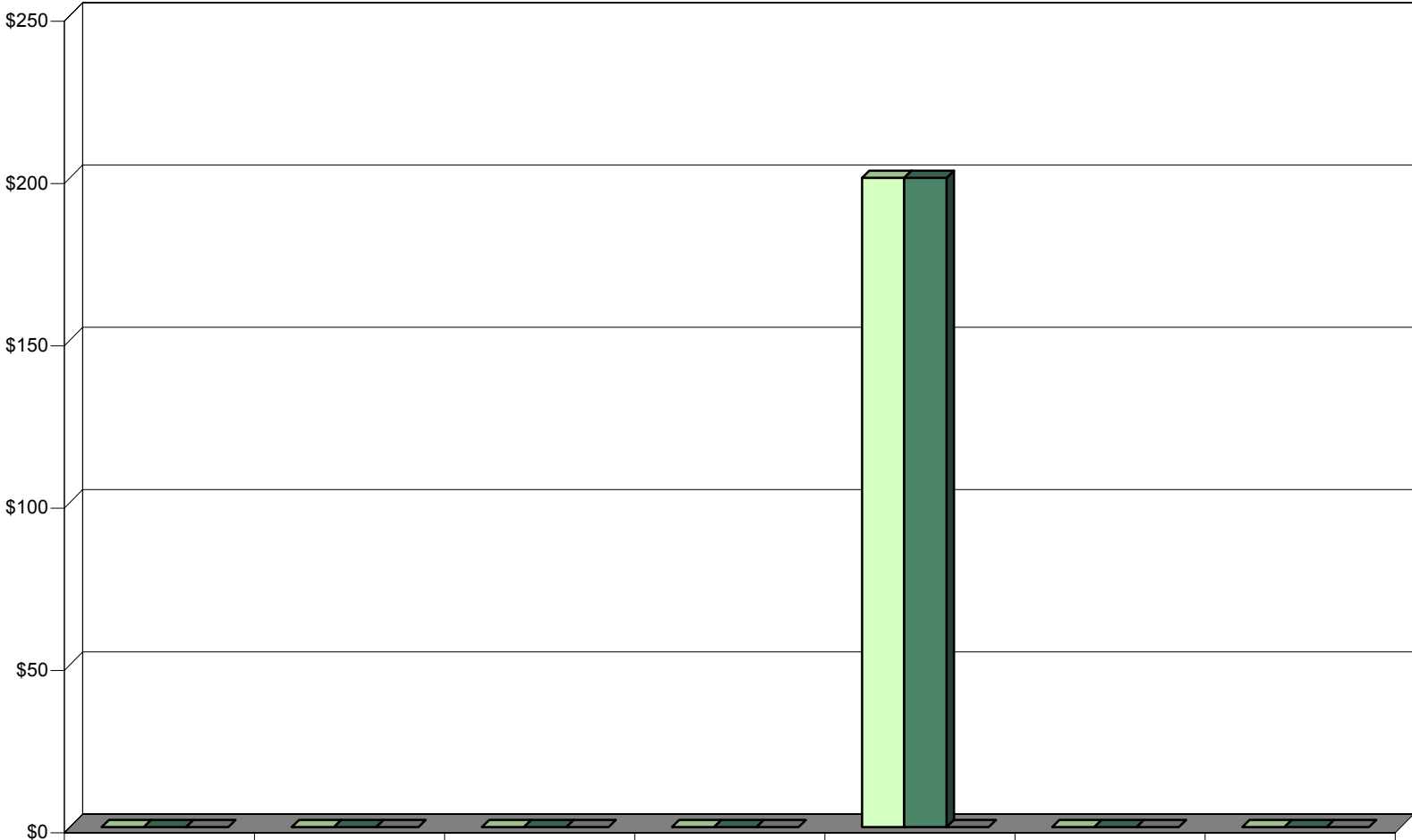
Figure 21
 Fines Paid (Cash and SEPs**)
 Air Force
 Clean Air Act
 FY 1997 to FY 2003



	FY 1997	FY 1998	FY 1999	FY 2000	FY 2001	FY 2002	FY 2003
Amount Assessed	\$1,000	\$0	\$0	\$82,000	\$498,840	\$0	\$16,012
Amount Paid Cash	\$0	\$0	\$0	\$112,918	\$100,000	\$0	\$12,732
Amount Paid SEPs	\$0	\$0	\$0	\$0	\$150,000	\$0	\$0

** The amounts paid in cash and SEPs are linked to the amount assessed in the original fine, regardless of the year assessed.

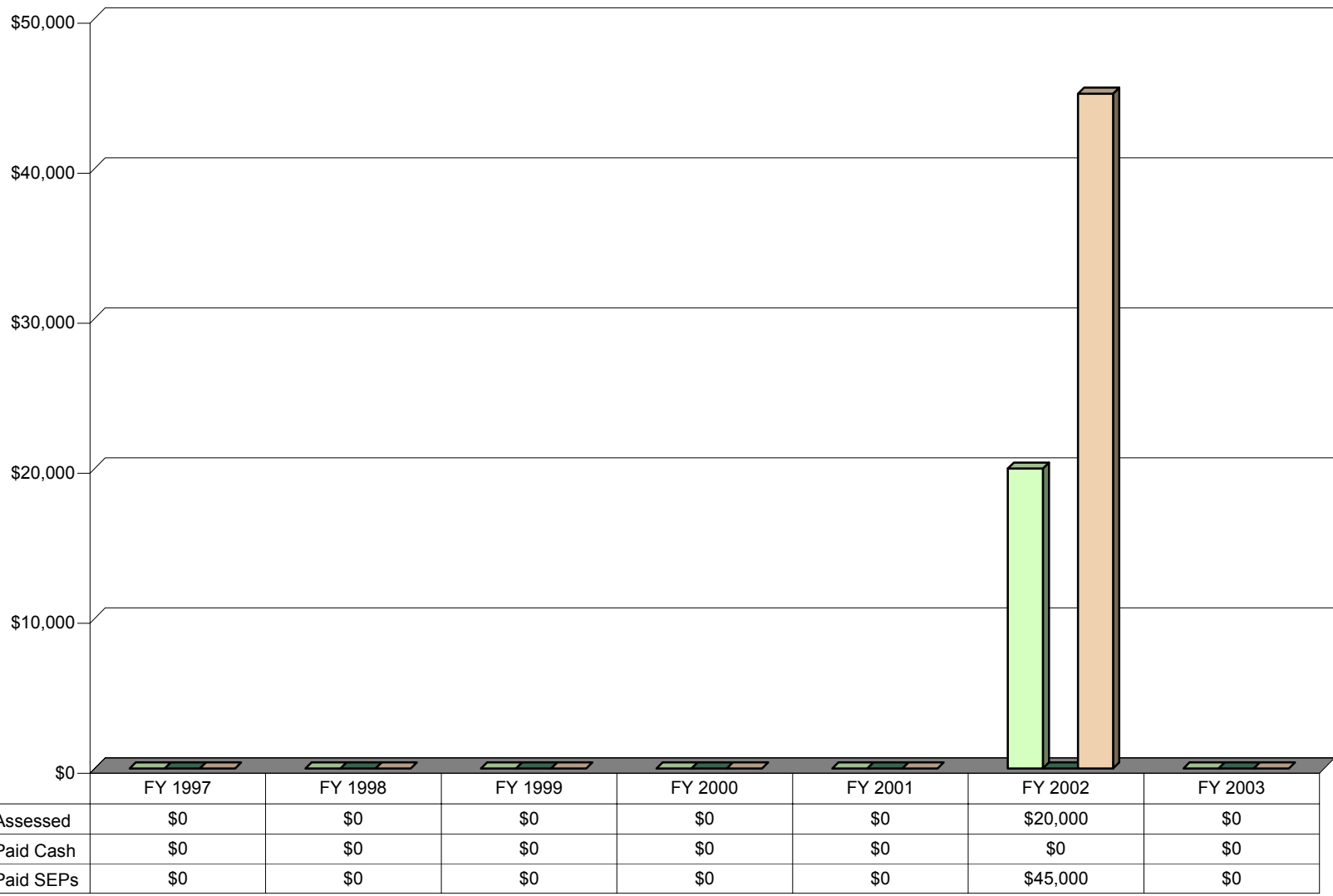
Figure 22
Fines Paid (Cash and SEPs)**
Air Force
Clean Water Act
FY 1997 to FY 2003



	FY 1997	FY 1998	FY 1999	FY 2000	FY 2001	FY 2002	FY 2003
Amount Assessed	\$0	\$0	\$0	\$0	\$200	\$0	\$0
Amount Paid Cash	\$0	\$0	\$0	\$0	\$200	\$0	\$0
Amount Paid SEPs	\$0	\$0	\$0	\$0	\$0	\$0	\$0

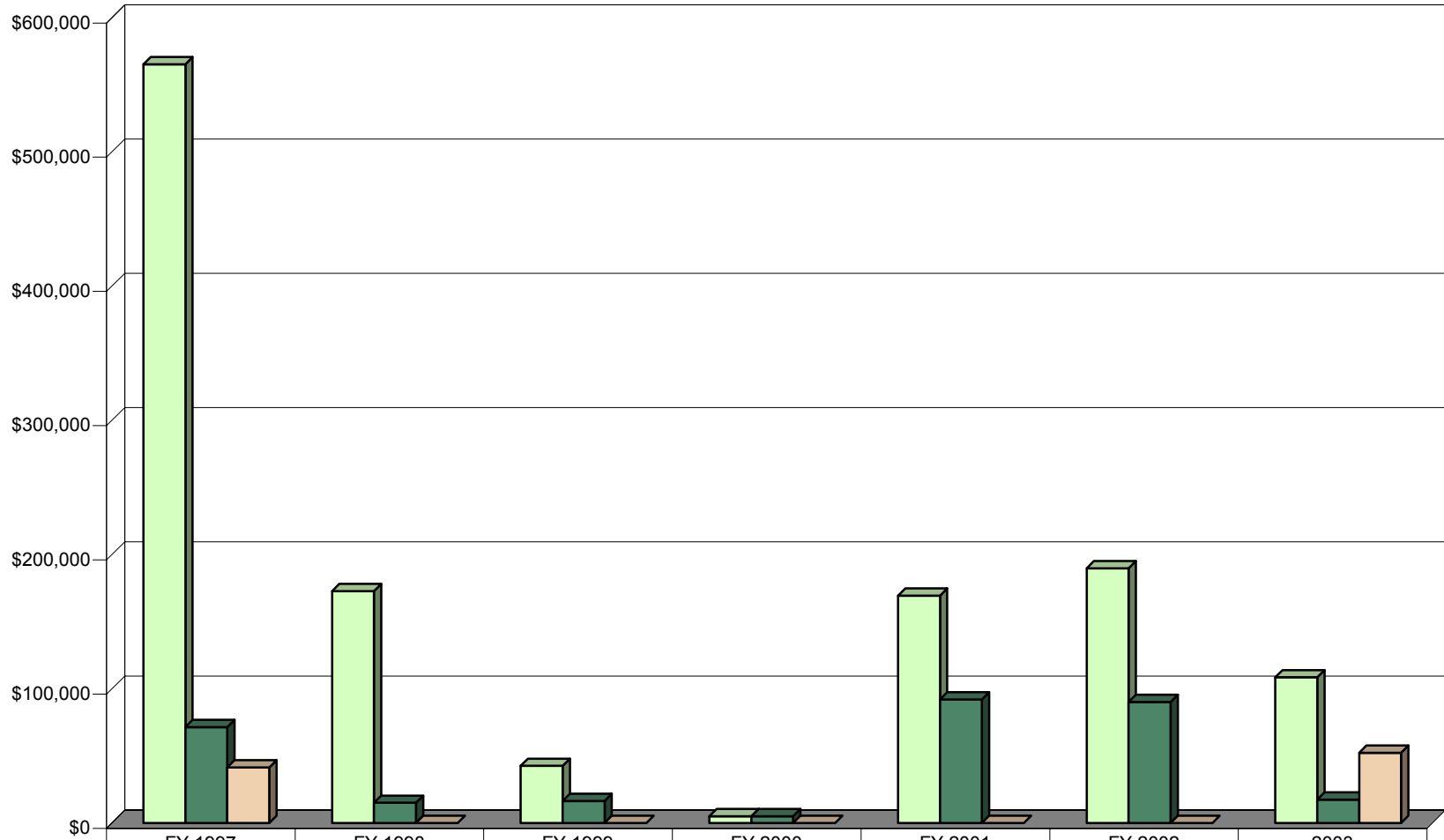
** The amounts paid in cash and SEPs are linked to the amount assessed in the original fine, regardless of the year assessed.

Figure 23
Fines Paid (Cash and SEPs)**
Air Force
Safe Drinking Water Act
FY 1997 to FY 2003



** The amounts paid in cash and SEPs are linked to the amount assessed in the original fine, regardless of the year assessed.

Figure 24
Fines Paid (Cash and SEPs)**
Air Force
Resource Conservation and Recovery Act
FY 1997 to FY 2003



	FY 1997	FY 1998	FY 1999	FY 2000	FY 2001	FY 2002	2003
Amount Assessed	\$565,138	\$172,700	\$42,500	\$5,000	\$169,287	\$189,766	\$108,480
Amount Paid Cash	\$71,444	\$14,950	\$16,420	\$5,000	\$91,960	\$90,031	\$17,320
Amount Paid SEPs	\$41,317	\$0	\$0	\$0	\$0	\$0	\$52,280

** The amounts paid in cash and SEPs are linked to the amount assessed in the original fine, regardless of the year assessed.

Figure 25
Fines Assessed by Issuing Agency
Defense Logistics Agency
FY 1997 to FY 2003

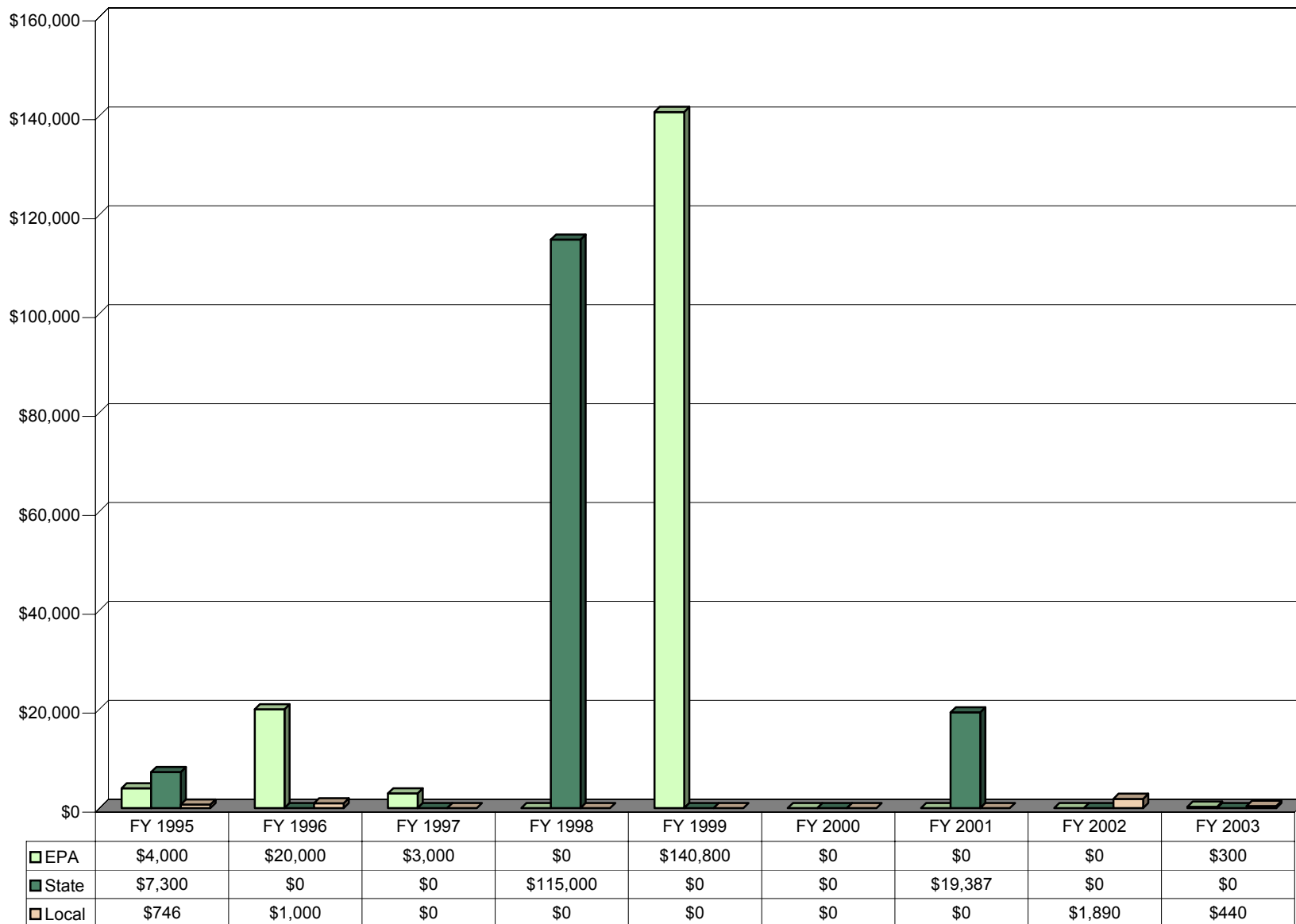
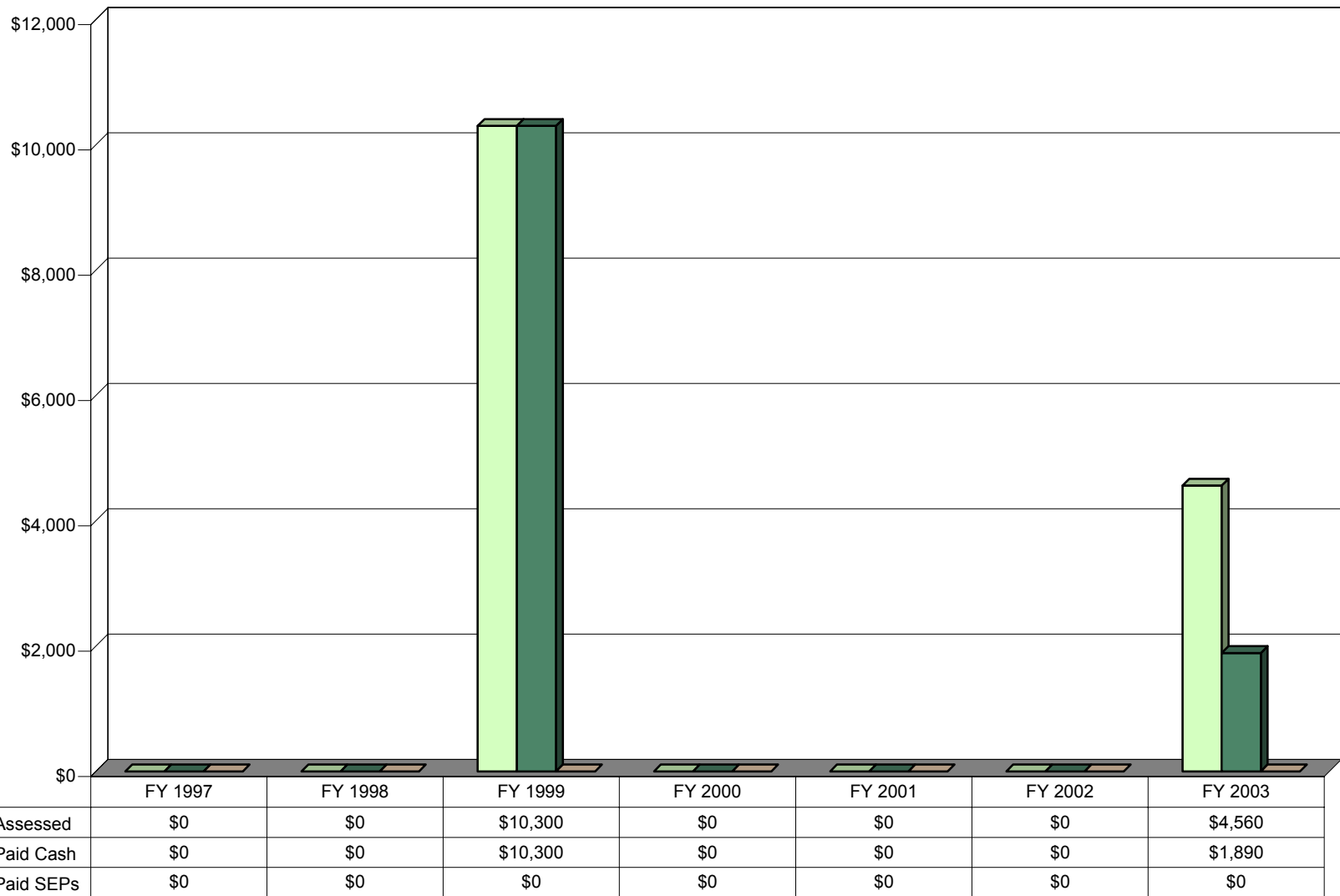


Figure 26
Fines Paid (Cash and SEPs)**
Defense Logistics Agency
Clean Air Act
FY 1997 to FY 2003



** The amounts paid in cash and SEPs are linked to the amount assessed in the original fine, regardless of the year assessed.

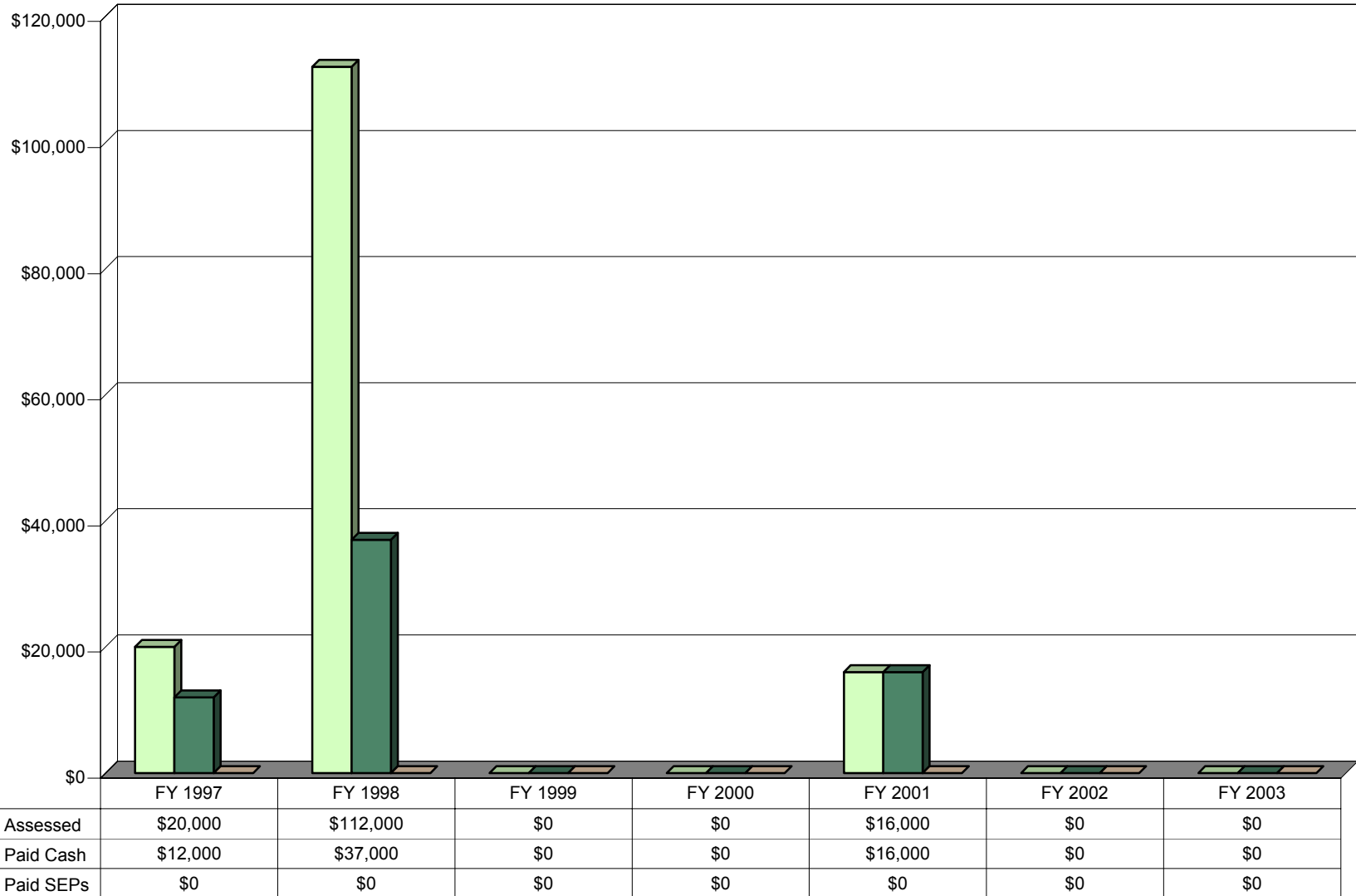
Figure 27
Fines Paid (Cash and SEPs)**
Defense Logistics Agency
Clean Water Act
FY 1997 to FY 2003



	FY 1997	FY 1998	FY 1999	FY 2000	FY 2001	FY 2002	FY 2003
Amount Assessed	\$3,000	\$0	\$0	\$0	\$0	\$0	\$0
Amount Paid Cash	\$3,000	\$0	\$0	\$0	\$0	\$0	\$0
Amount Paid SEPs	\$0	\$0	\$0	\$0	\$0	\$0	\$0

** The amounts paid in cash and SEPs are linked to the amount assessed in the original fine, regardless of the year assessed.

Figure 28
Fines Paid (Cash and SEPs)**
Defense Logistics Agency
Resource Conservation and Recovery Act
FY 1997 to FY 2003



** The amounts paid in cash and SEPs are linked to the amount assessed in the original fine, regardless of the year assessed.