

Federal Agency Websites with Weather Information

Weather Topics:

[Cooling Degree Days](#), [Heating Degree Days](#), [Forecasts](#), [Hurricanes](#), [Northwest Hydro](#), [Snowpack](#), [Streamflow](#)

[National Oceanic & Atmospheric Administration \(NOAA\)](#)

[National Weather Service \(NWS\)](#) The homepage of the National Weather Service can get you started towards any question concerning weather data, maps, forecasts, severe weather, past weather, etc.

[Site Index](#)

Search alphabetically for anything you want to know about weather information and data provided by the Weather Service.

[Degree Day Statistics](#)

The degree day is a quantitative index demonstrated to reflect demand for energy to heat or cool houses or businesses. Cumulative cooling degree days or heating degree days is an important factor to consider in any energy demand analysis. This webpage provides weekly, monthly and archival data for cities, states and census regions.

[Degree Day Maps](#)

The degree day is a quantitative index demonstrated to reflect demand for energy to heat or cool houses or businesses. This link takes you to a map-oriented look at seasonal and weekly degree day accumulations.

[Long Range and Seasonal Forecasts](#)

This is the source for the Weather Service's analysis of upcoming weekly, monthly and seasonal forecasts.

Federal Agency Websites with Weather Information

National Oceanic & Atmospheric Administration (NOAA) (continued)

National Hurricane Center

Hurricanes can damage energy infrastructure, curtail oil and gas production, and significantly affect energy usage. The National Hurricane Center webpage provides the latest advisories and warnings, predicted storm tracks, wind speeds and hurricane history.

Northwest Hydro

Hydropower generation from the Pacific Northwest is an important component of supply to that region and to California during the summer. The Northwest River Forecast Center website provides climatology, snow depths, runoff, forecast data and much more.

National Interagency Fire Center (NIFC)

Situation Report

During dry seasons and droughts, wildfires in close proximity to transmission lines can cause operators to de-rate or totally shut down those lines. Here is a link to the daily wildfire situation report.

US Department of Agriculture

Natural Resources Conservation Service Throughout the United States, but particularly in the West, drought conditions can substantially reduce hydropower generation. Here is a link to color-coded maps and charts on [snowpack](#), [streamflows](#), and [reservoir](#) levels.

Federal Agency Websites with Weather Information

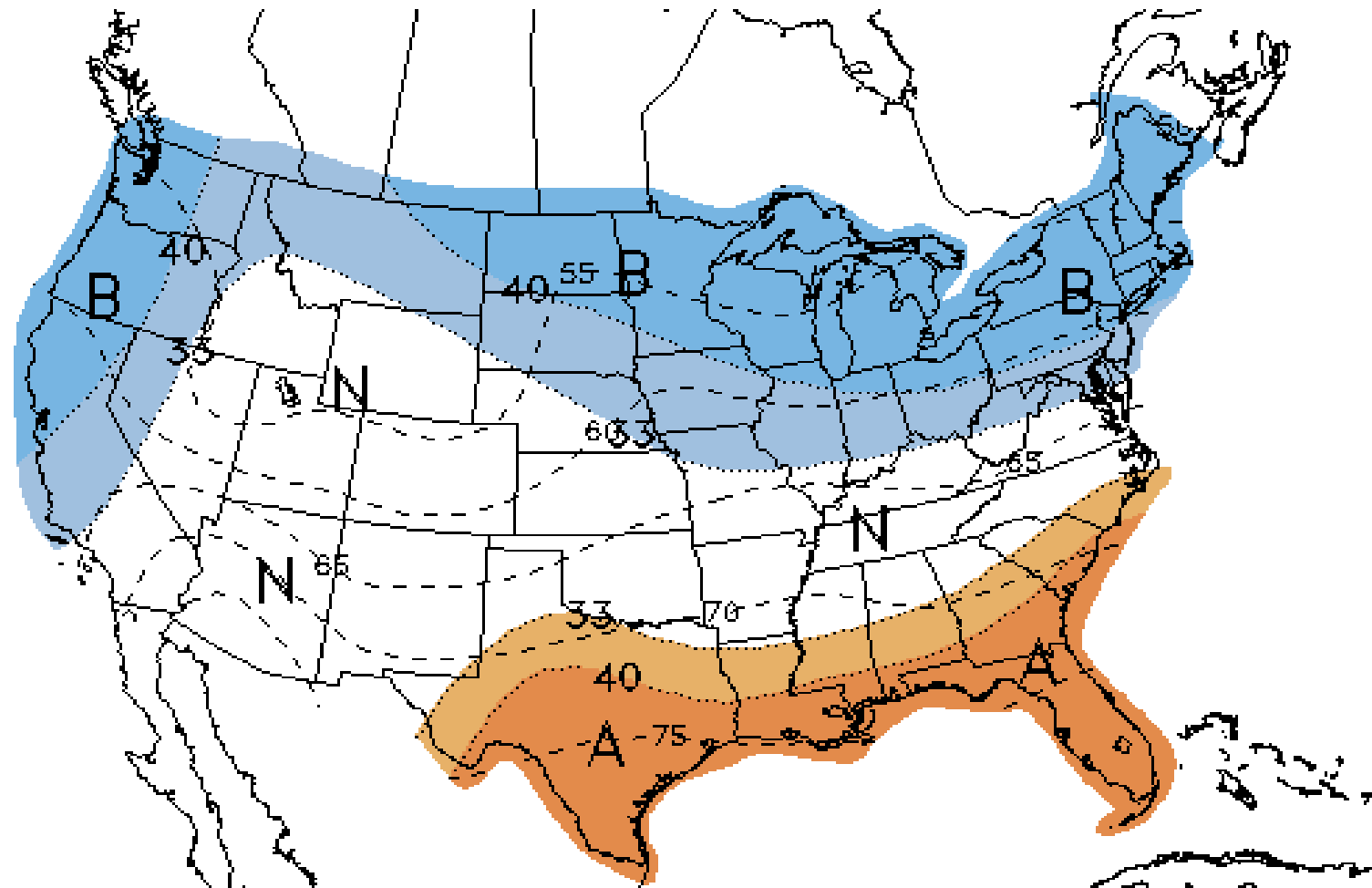
Minerals Management Service

The Minerals Management Service has consolidated all Gulf of Mexico hurricane-related information it disseminates on the following web page, [MMS Hurricane Information](#).

Non-Governmental Resources

The Weather Underground (<http://www.wunderground.com/>) website is a non-governmental source for complete national and international weather information and data. The website also features technical and non-technical weather summaries and blogs along with numerous links to governmental, academic and independent resources. The site is very popular with energy commodity traders and analysts.

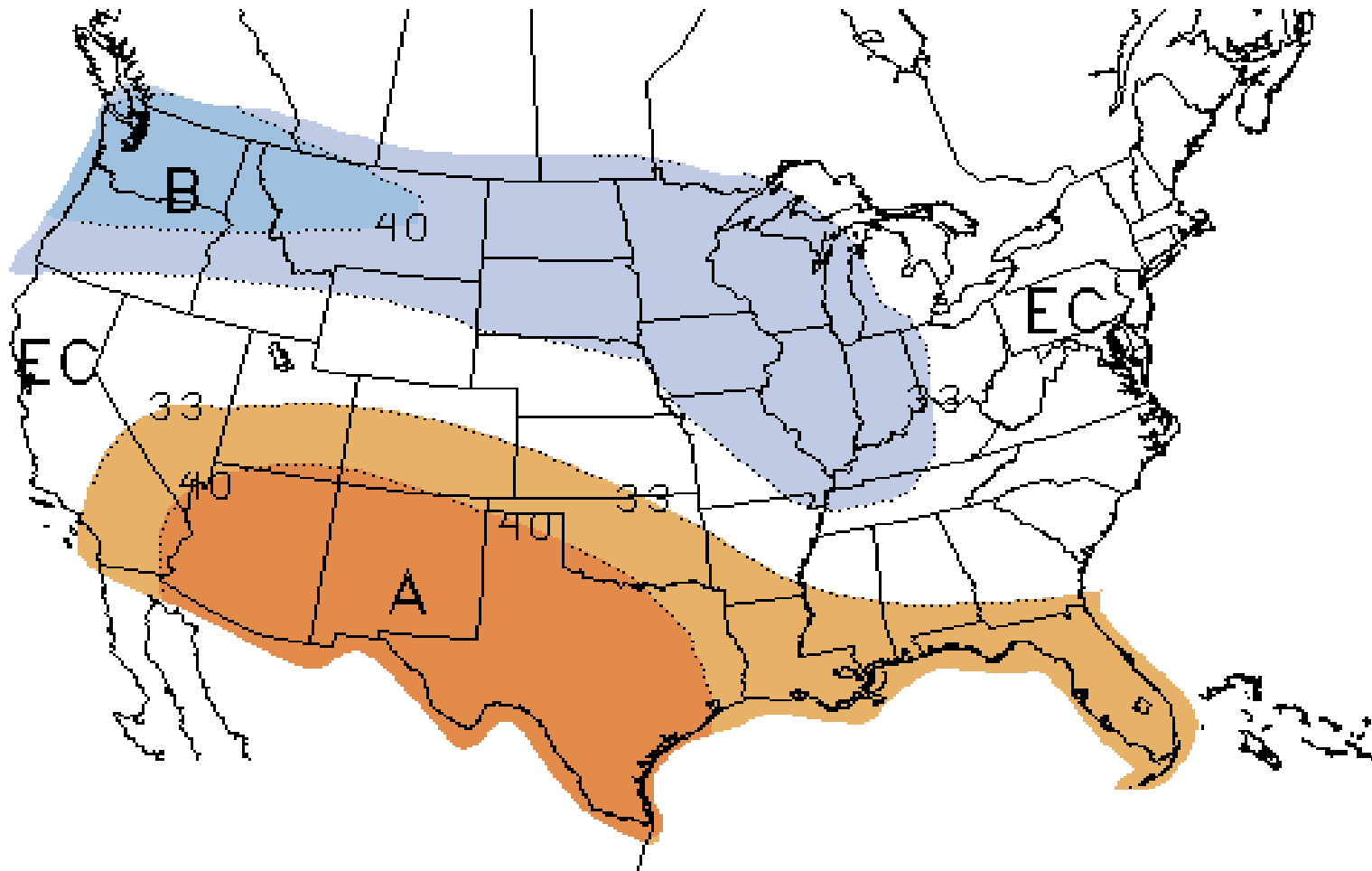
NOAA's 8 to 14 Day Temperature Forecast Made May 3, 2011, Valid for May 2011



Note: "A" areas are above normal and "B" areas are below normal. Normal is based on the last 30 years of data.

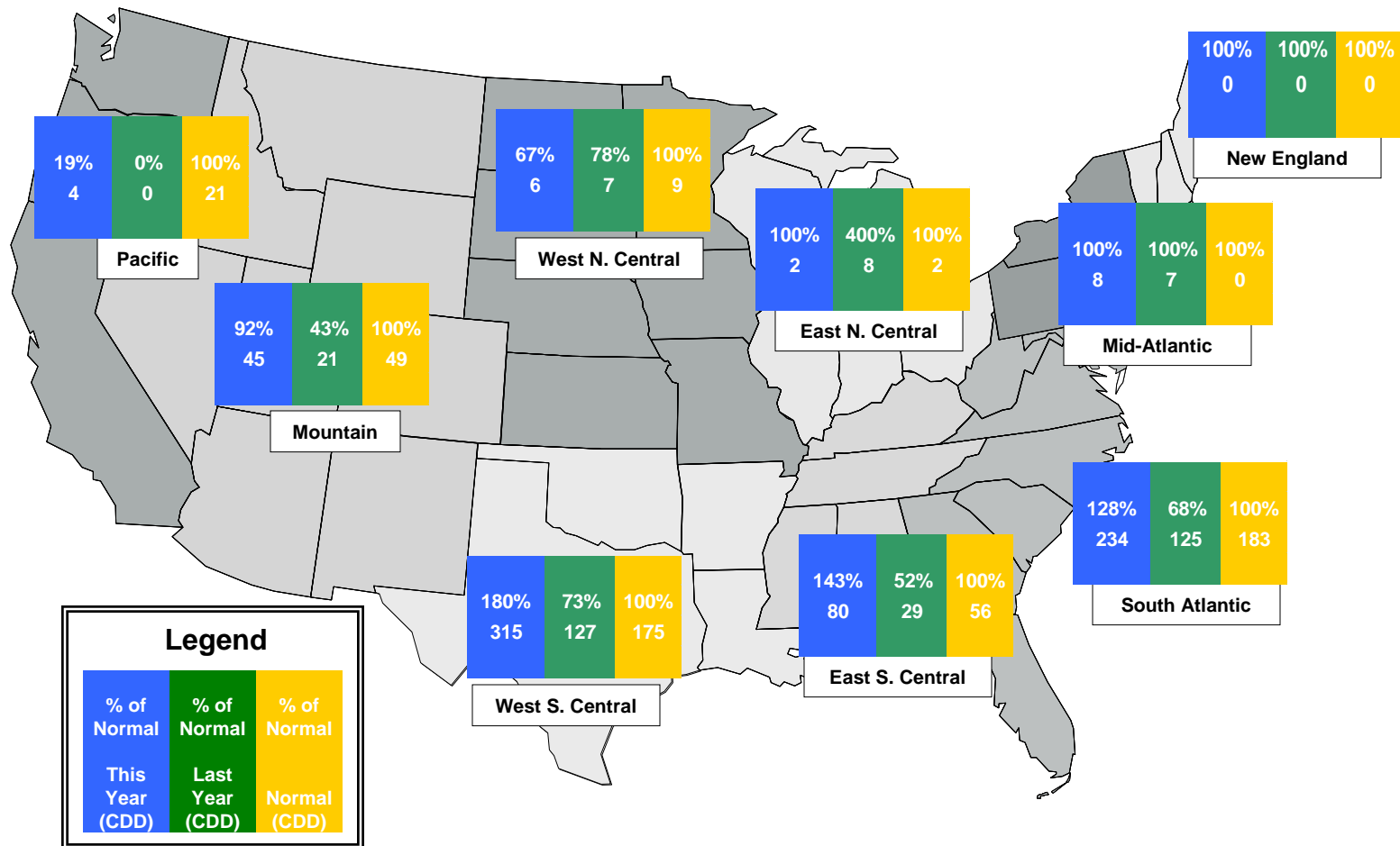
Source: Derived from NOAA data.

NOAA's Monthly Temperature Forecast Made April 30, 2011, Valid for May 2011



Note: "A" areas are above normal, "B" areas are below normal and "EC" means equal chance. Normal is based on the last 30 years of data.
Source: Derived from NOAA data.

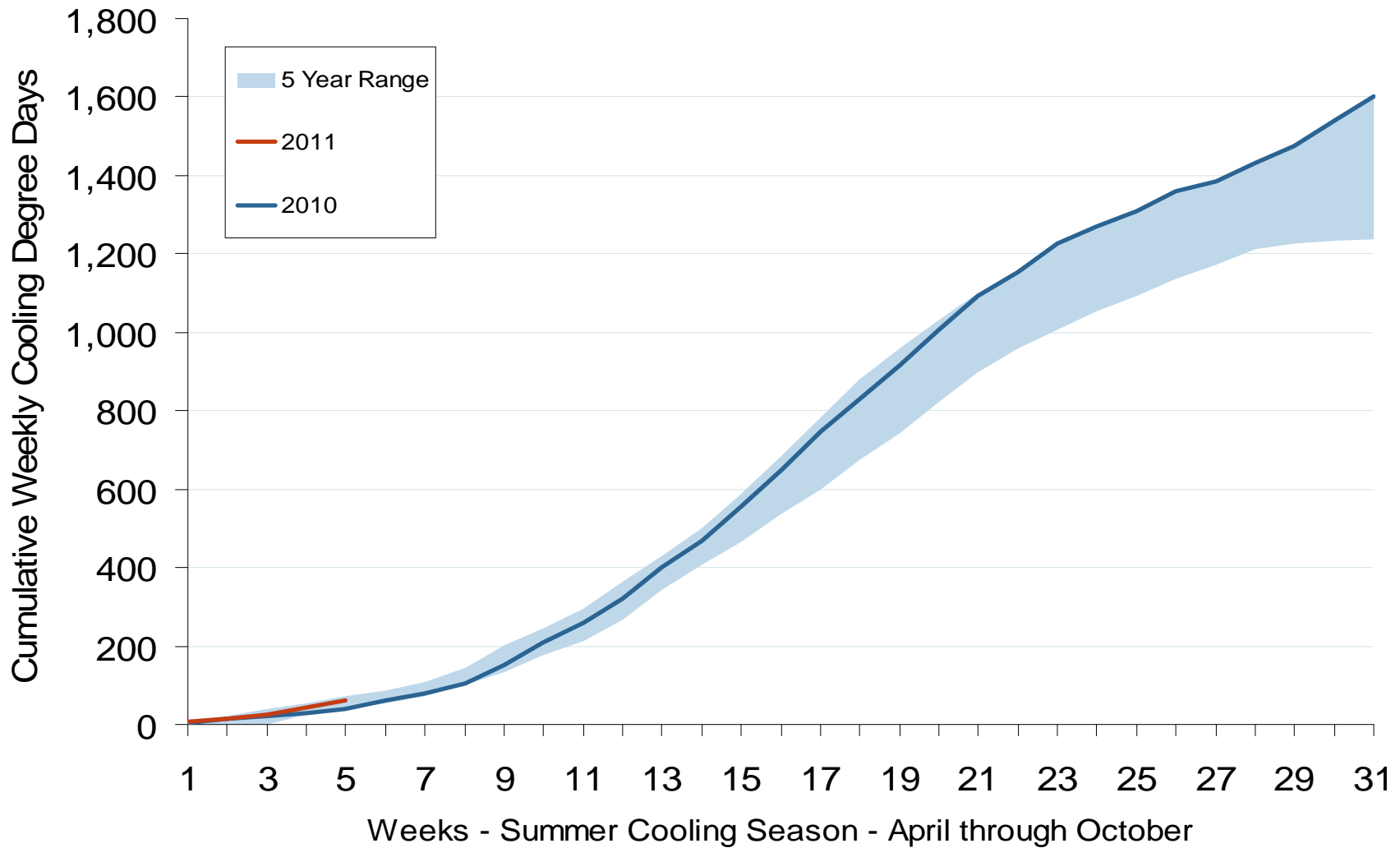
Regional Cooling Degree Days January Through April 2011



Source: Derived from NOAA data. Normal is based on a 30-year average of heating degree day data.
May 2011

Updated May 6, 2011

U. S. Summer Cumulative Cooling Degree Days - 2011



Source: Derived from NOAA data.

Updated May 6, 2011