

APPENDIX F: POLLUTION PREVENTION BUDGET OVERVIEW

Budget

The Department of Defense (DoD) employs pollution prevention efforts at military installations to reduce health and safety risks to DoD personnel and nearby communities and decrease environmental compliance, restoration, and conservation costs. By reducing or eliminating the use of hazardous materials, DoD reduces the number of accidents that can occur when using these materials, as well as any associated cleanup costs. DoD emphasizes pollution prevention, which includes green procurement, recycling, and hazardous waste reduction, as the preferred approach to achieving environmental compliance.

Pollution prevention costs are broken into two major categories: recurring and nonrecurring costs. Recurring costs are those continuous costs, such as management recycling programs, Toxics Release Inventory reporting, and solid waste diversion. Nonrecurring costs are divided into six subcategories depending upon the affected media. The subcategories are: Hazardous Waste, Solid Waste, Clean Air Act, Clean Water Act (CWA), Hazardous Materials (HazMat), and other nonrecurring costs. Other nonrecurring costs may

include efforts to prepare and implement an acquisition strategy for alternative fueled vehicles (excluding vehicle purchases or lease) and conversion of regular vehicles to alternative fuels. Pollution prevention nonrecurring costs fluctuate due to the completion or addition of one-time projects.

The funding requested for Fiscal Year (FY) 2008 will continue to support pollution prevention efforts, as well as implementation of Executive Order (E.O.) 13148, entitled "Greening the Government through Leadership in Environmental Management," and E.O. 13101, entitled "Greening the Government Through Waste Prevention, Recycling, and Federal Acquisition."

Figure F-1

DoD Pollution Prevention Budget Summary (millions)

Pollution Prevention Recurring Costs						
	FY2003 Actual	FY2004 Actual	FY2005 Actual	FY2006 Actual	FY2007 Estimated	FY2008 Requested
Total	\$69.6	\$52.3	\$42.0	\$55.4	\$52.9	\$56.8

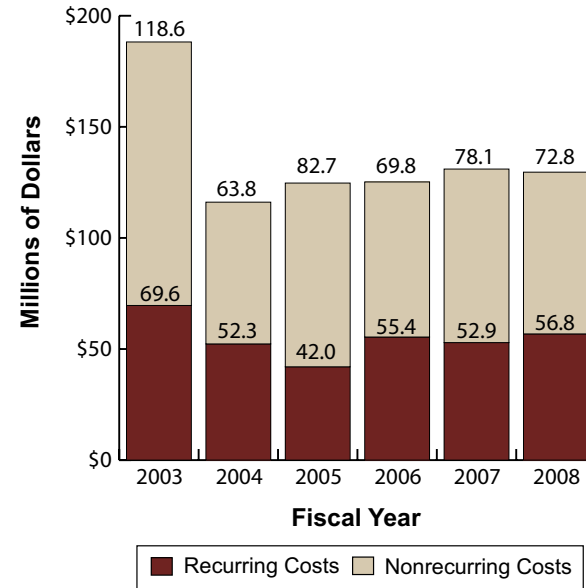
Pollution Prevention Nonrecurring Costs						
	FY2003 Actual	FY2004 Actual	FY2005 Actual	FY2006 Actual	FY2007 Estimated	FY2008 Requested
Hazardous Waste	\$12.4	\$8.2	\$7.0	\$7.8	\$13.4	\$13.5
Solid Waste	\$9.0	\$4.0	\$5.1	\$5.5	\$4.8	\$4.8
Clean Air Act	\$15.5	\$2.7	\$7.2	\$6.1	\$9.4	\$9.5
Clean Water Act	\$25.8	\$16.5	\$16.7	\$17.8	\$19.9	\$17.8
HazMat Reduction	\$30.1	\$20.3	\$28.4	\$12.3	\$10.9	\$8.3
Other Nonrecurring	\$25.8	\$12.1	\$18.3	\$20.2	\$19.8	\$18.8
Total	\$118.6	\$63.8	\$82.7	\$69.8	\$78.1	\$72.8

Pollution Prevention Total Costs						
	FY2003 Actual	FY2004 Actual	FY2005 Actual	FY2006 Actual	FY2007 Estimated	FY2008 Requested
Total	\$188.3	\$116.1	\$124.8	\$125.2	\$131.0	\$129.6

To promote the integration, sustainability, and conservation of natural assets into all activities, DoD uses pollution prevention as its preferred approach to environmental management and as an integral part of day-to-day mission activities. DoD's efforts include reducing releases of toxic chemicals, eliminating the use of ozone-depleting substances (ODSs), and implementing an environmental management system framework into the overall management structure at DoD facilities. By reducing the uses of toxic chemicals and ODSs, DoD minimizes its impacts on the environment, DoD personnel, their families, and surrounding communities.

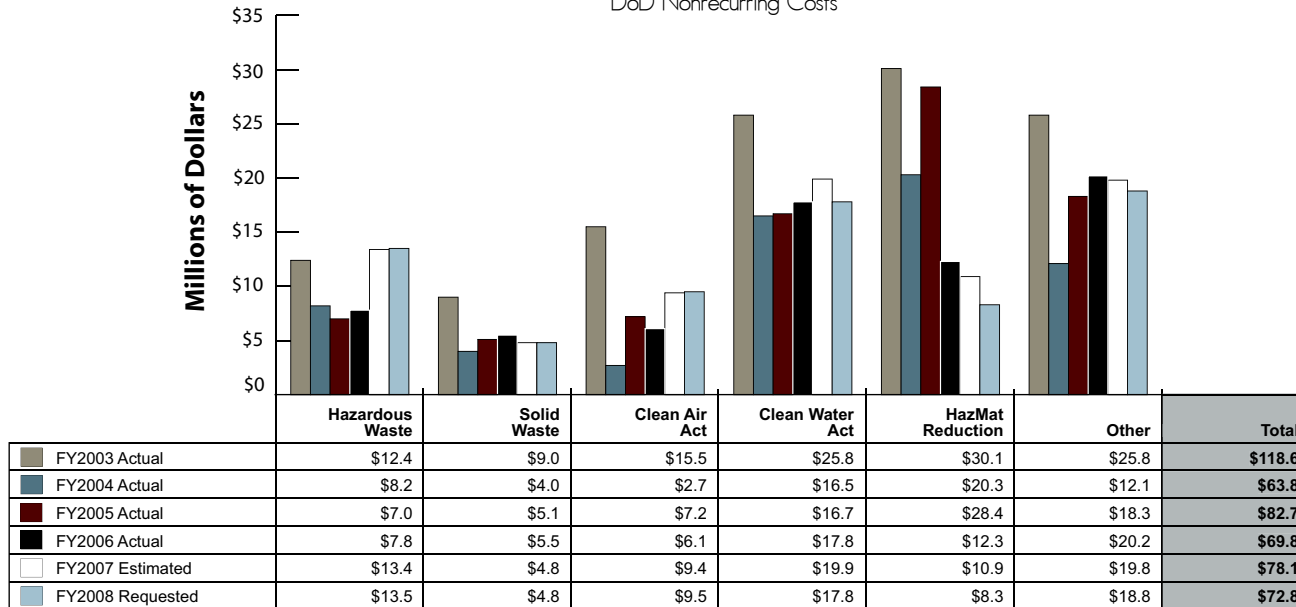
As depicted in Figure F-2, in FY2006, DoD invested approximately \$125.2 million in pollution prevention activities, which was \$0.5 million more than the previous year. Of this total, \$55.4 million were recurring costs and \$69.8 million were nonrecurring costs. Figure F-3 illustrates the costs for each nonrecurring subcategory. As shown, the amount of funding requested for FY2007 increases but then decreases in FY2008 by \$5.3 million for nonrecurring costs because of the completion of many one-time projects.

Figure F-2
DoD Recurring and Nonrecurring Costs¹



¹ Due to rounding, subtotals may not equal fiscal year totals.

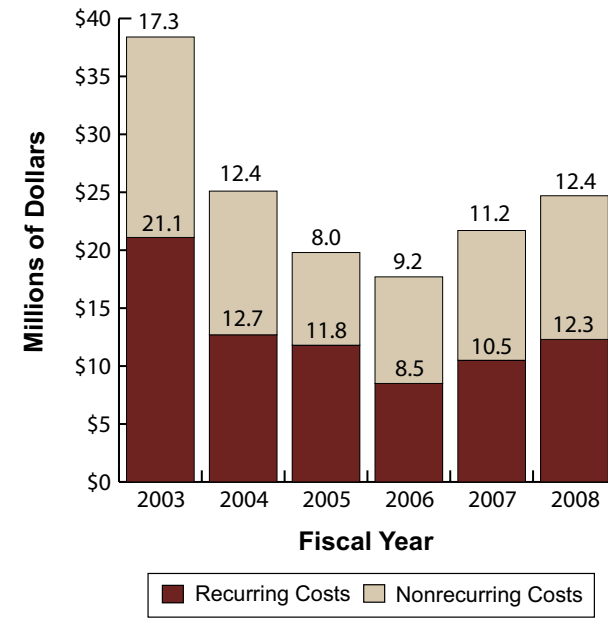
Figure F-3
DoD Nonrecurring Costs



Pollution prevention helps Army installations reduce their future environmental compliance costs. The Army's Pollution Prevention Program focuses on implementing changes in chemicals, equipment, and processes in order to achieve a meaningful cost-effective reduction in the generation of pollution without adversely impacting mission readiness. Funding for pollution prevention activities reduces health and safety risks at and near Army installations. As illustrated in Figure F-4, the Army decreased its overall pollution prevention budget to \$17.7 million in FY2006, compared to \$19.9 million in the previous year, and anticipates an increase to \$21.7 million in FY2007. Of the total FY2006 budget, \$9.2 million were nonrecurring costs and \$8.5 million were recurring costs.

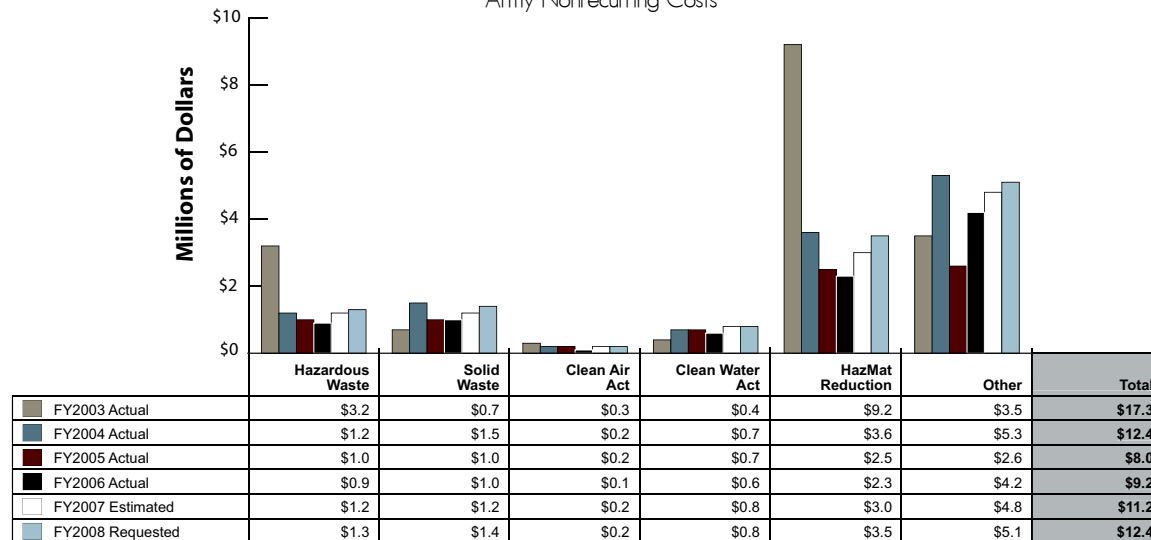
The overall decrease in funding from FY2003 through FY2008 as seen in Figure F-5 can be attributed to implementation of best management practices across all installation management processes, stationing, and operating efficiencies (i.e., Base Realignment and Closure 2005, Global Defense Posture Repositioning, Lean Six Sigma, emergency management systems, and workforce management). For example, in FY2006, Hazardous Material Management Program activities were transitioned to the logistics community under the Installation Management Command. These efforts will be implemented jointly by the environmental and logistics community as a supply management function.

Figure F-4
Army Recurring and Nonrecurring Costs¹



¹ Due to rounding, subtotals may not equal fiscal year totals.

Figure F-5
Army Nonrecurring Costs

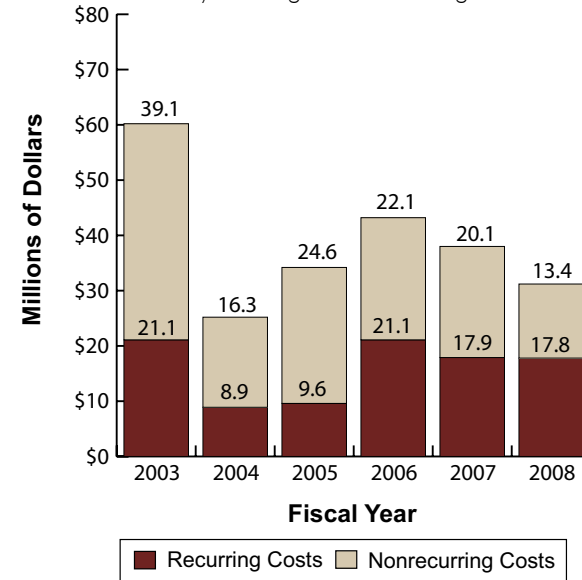


The Department of the Navy's (DON) pollution prevention budget, which includes the Navy and Marine Corps, funds projects to reduce or eliminate pollution at the source. As shown in Figure F-6, DON invested \$43.2 million in overall pollution prevention activities in FY2006. Specifically, DON allocated \$21.1 million of the pollution prevention budget to recurring costs, such as oil spill prevention. The remaining \$22.1 million was invested in pollution prevention equipment, such as parts washers or blasting booths. Costs are expected to decline in FY2008 to \$31.2 million because of the completion of one-time projects.

As illustrated in Figure F-7, investments in pollution prevention projects have generally declined. DON completed the installation of solid waste and pollution prevention equipment on ships in FY2004. Pollution prevention funds are invested in oil spill prevention and spill response equipment, hazardous material substitution, and industrial process changes.

Figure F-6

Navy Recurring and Nonrecurring Costs^{1,2}

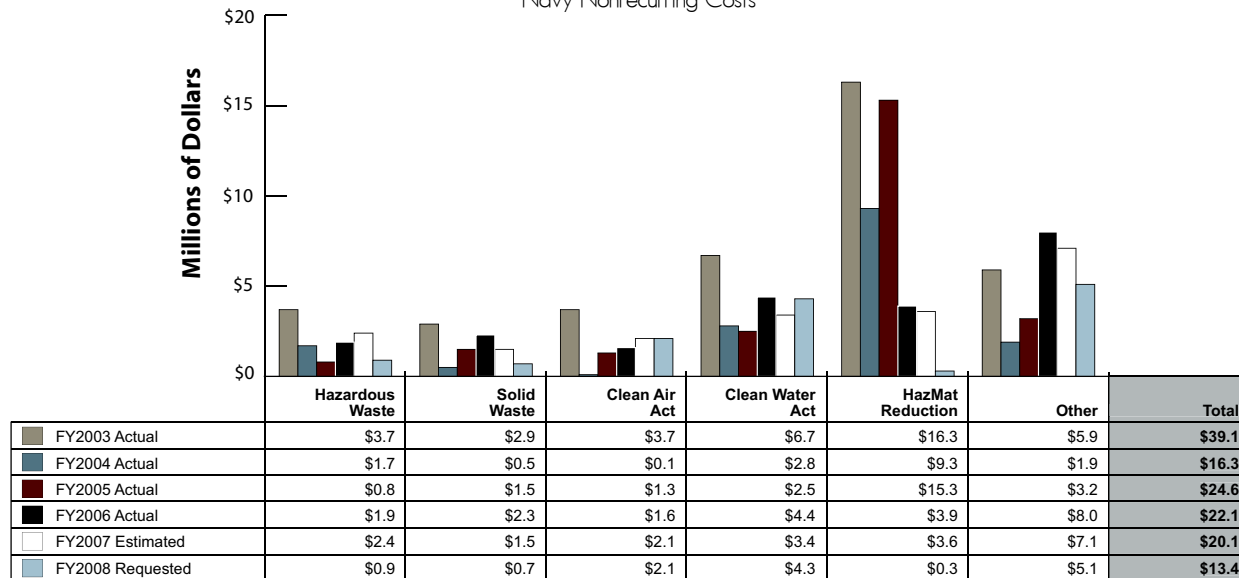


¹ Department of the Navy includes Navy and Marine Corps.

² Due to rounding, subtotals may not equal fiscal year totals.

Figure F-7

Navy Nonrecurring Costs¹



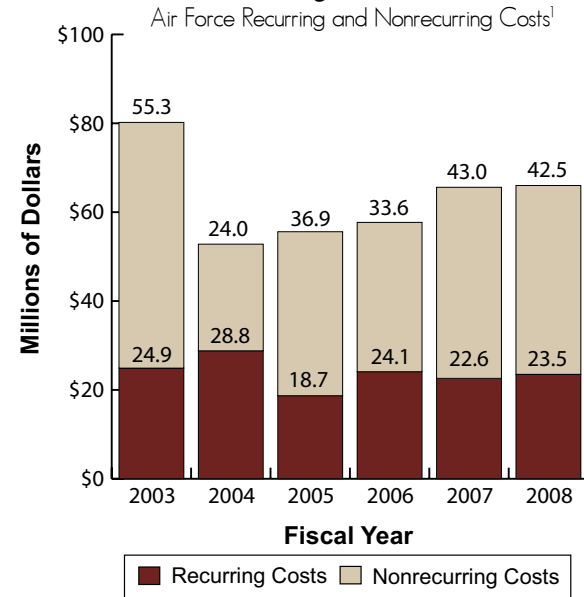
¹ Department of the Navy includes Navy and Marine Corps.

Air Force

The Air Force's Pollution Prevention Program includes funds to reduce or eliminate the sources of pollution. As seen in Figure F-8, during FY2006, the Air Force invested \$57.7 million in pollution prevention activities, with \$24.1 million obligated to recurring projects and \$33.6 million obligated to nonrecurring projects.

The Air Force continues to emphasize pollution prevention as the preferred approach to achieving environmental compliance. Investments in this program have allowed the Air Force to exceed DoD's goals for solid waste diversion and hazardous waste reduction. Reflected in Figure F-9, the Air Force continues to fund nonrecurring pollution prevention efforts to save operating costs and prevent pollution. Increases from FY2005 through FY2006 reflect increased spending on: Hazardous Materials reduction; the identification and correction of cross connection deficiencies between stormwater and sanitary sewer systems associated with National Pollutant Discharge Elimination System permits; executing projects unfunded in prior fiscal years; and meeting new regulatory requirements such as the Safe Drinking Water Act's Disinfectants and Disinfection Byproducts Rule.

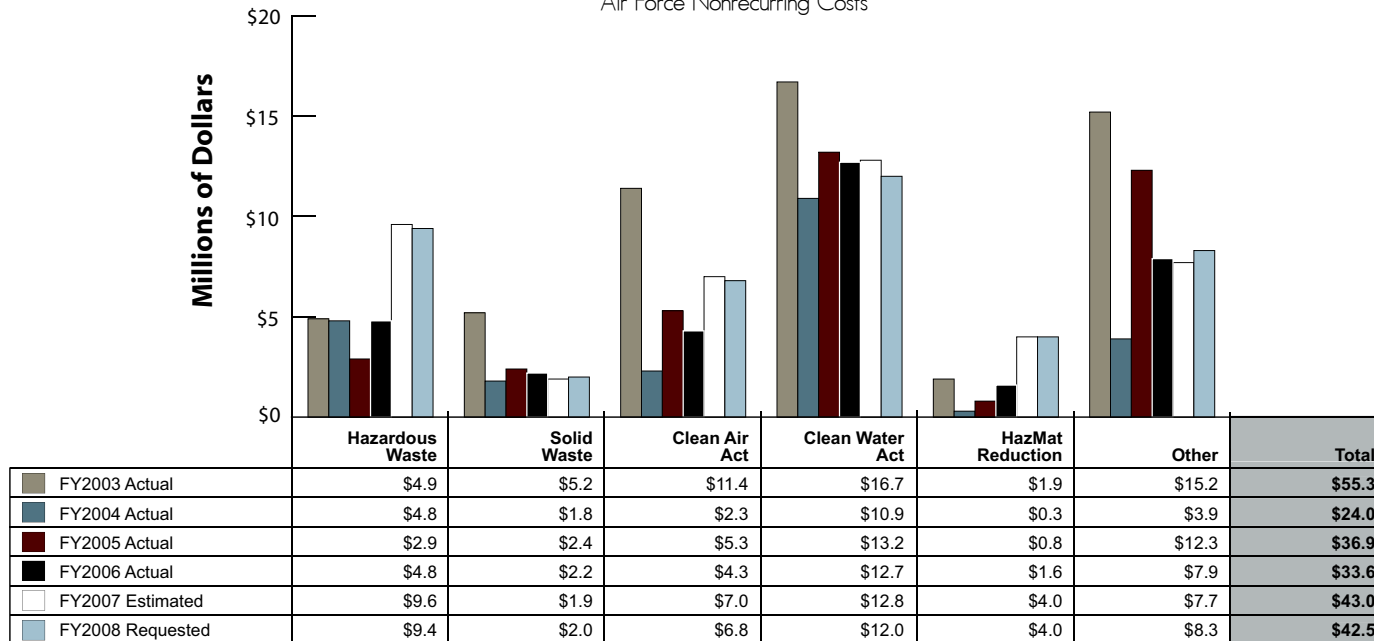
Figure F-8



¹ Due to rounding, subtotals may not equal fiscal year totals.

Figure F-9

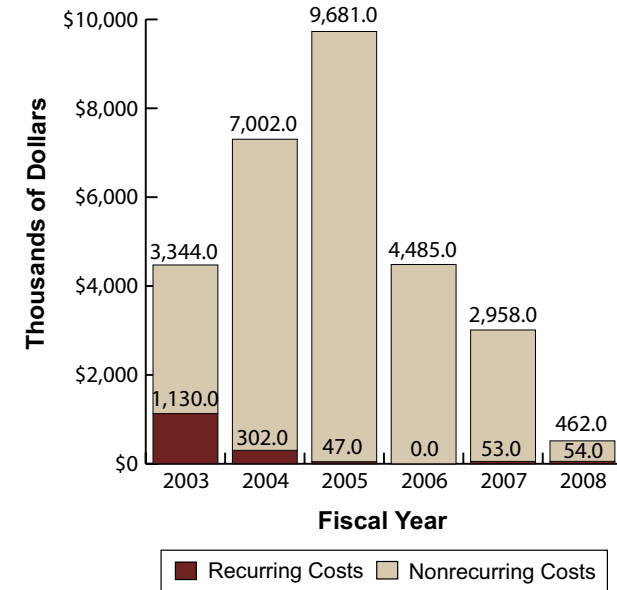
Air Force Nonrecurring Costs



The Defense Logistics Agency (DLA) emphasizes reducing and preventing pollution through conservation of resources, replacement of hazardous materials with less hazardous materials, waste reduction, and recycling. In FY2006, DLA obligated \$4.5 million to reduce or eliminate the use of hazardous materials and reduce health risks to personnel from hazardous materials and associated cleanup costs as seen in Figure F-10. DLA's recurring costs continue to remain low due to the completion of pollution prevention projects. DLA invested the entire \$4.5 million in nonrecurring projects. Through pollution prevention activities such as purchasing green products, attention to waste reduction goals and public outreach programs, as well as the use of innovative technologies, DLA is able to use pollution prevention initiatives to reduce health and safety risks to personnel and nearby communities and decrease environmental compliance, restoration, and conservation costs.

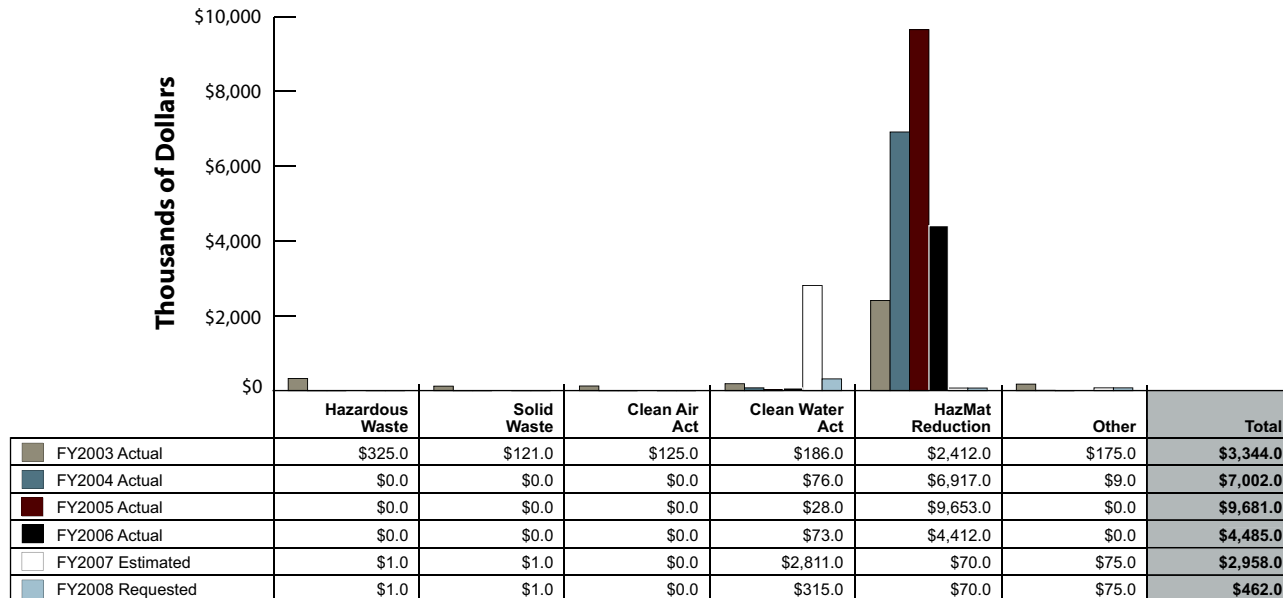
As depicted in Figure F-11, the previous increase in HazMat reduction in FY2005 was a result the National Defense Stockpile initiatives. This amount decreased as DLA completed these efforts. The proposed increase in FY2007 CWA funding is to accomplish one-time projects.

Figure F-10
DLA Recurring and Nonrecurring Costs¹



¹ Due to rounding, subtotals may not equal fiscal year totals.

Figure F-11
DLA Nonrecurring Costs



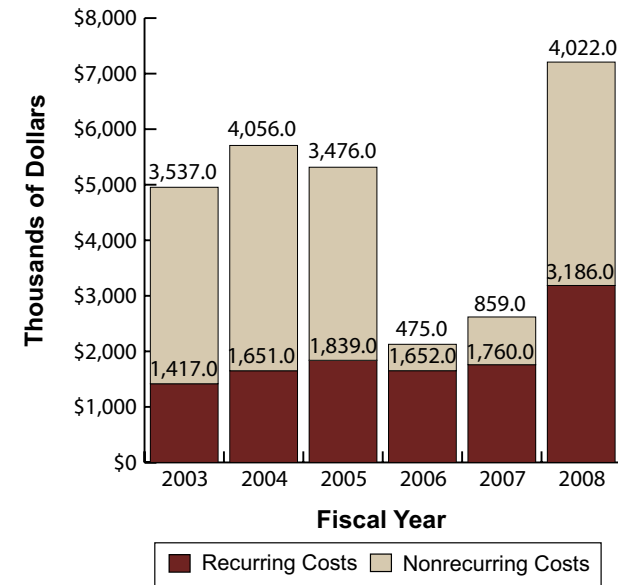
Other Defense-Wide Programs

Other Defense-wide programs include the Under Secretary of Defense for Acquisition, Technology, and Logistics; the Missile Defense Agency; the Defense Health Program, and other small agencies. As illustrated in Figure F-12, other Defense-wide programs spent \$2.1 million in FY2006. Of this total, just under \$0.5 million were nonrecurring costs and almost \$1.7 million were recurring costs.

Figure F-13 shows the nonrecurring costs within the pollution prevention budget from FY2003 through FY2008. The fluctuations seen with the CWA and HazMat Reduction categories are a result of one-time requirements in the Defense Health Program. The Defense Health Program also increased their request for preventing Hazardous Waste in FY2008. The Office of the Secretary of Defense includes \$1.3 million in recurring costs in FY2008 to address emerging contaminants.

Figure F-12

Other Defense-Wide Programs Recurring and Nonrecurring Costs¹



¹ Due to rounding, subtotals may not equal fiscal year totals.

Figure F-13

Other Defense-Wide Programs Nonrecurring Costs

