

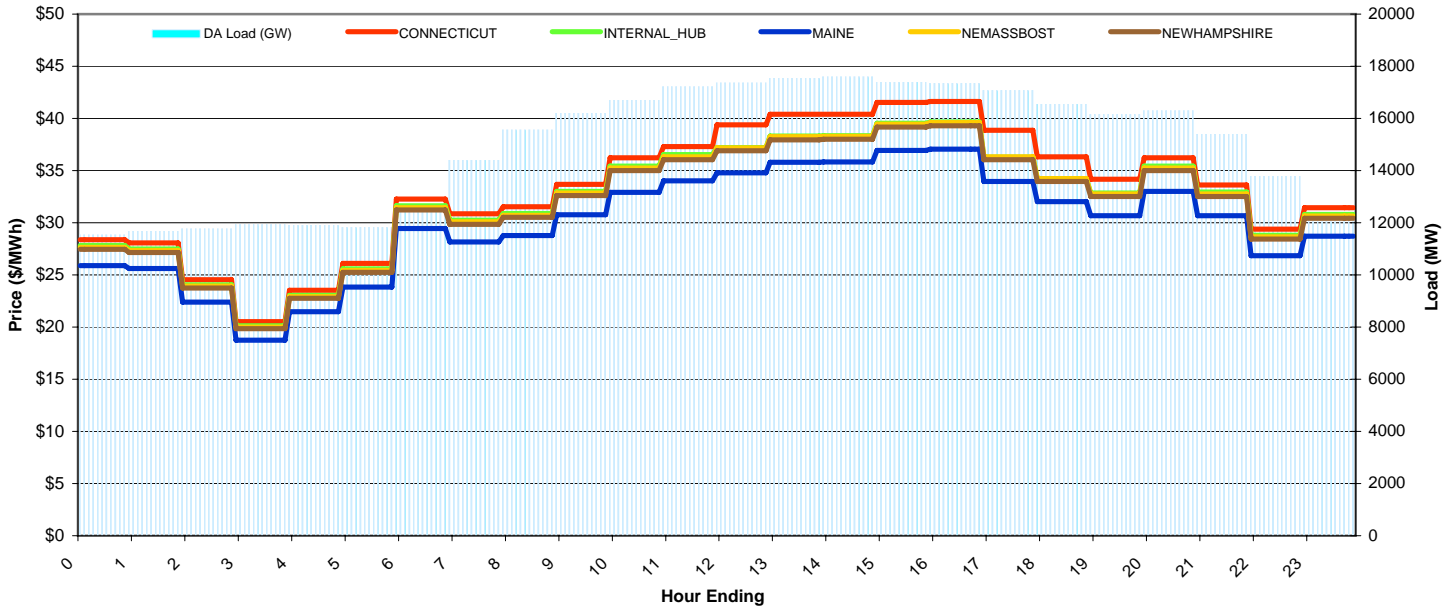
ISO-NE Daily Report

Wednesday July 01, 2009

Price Color Codes: <=0 >=100 >=200

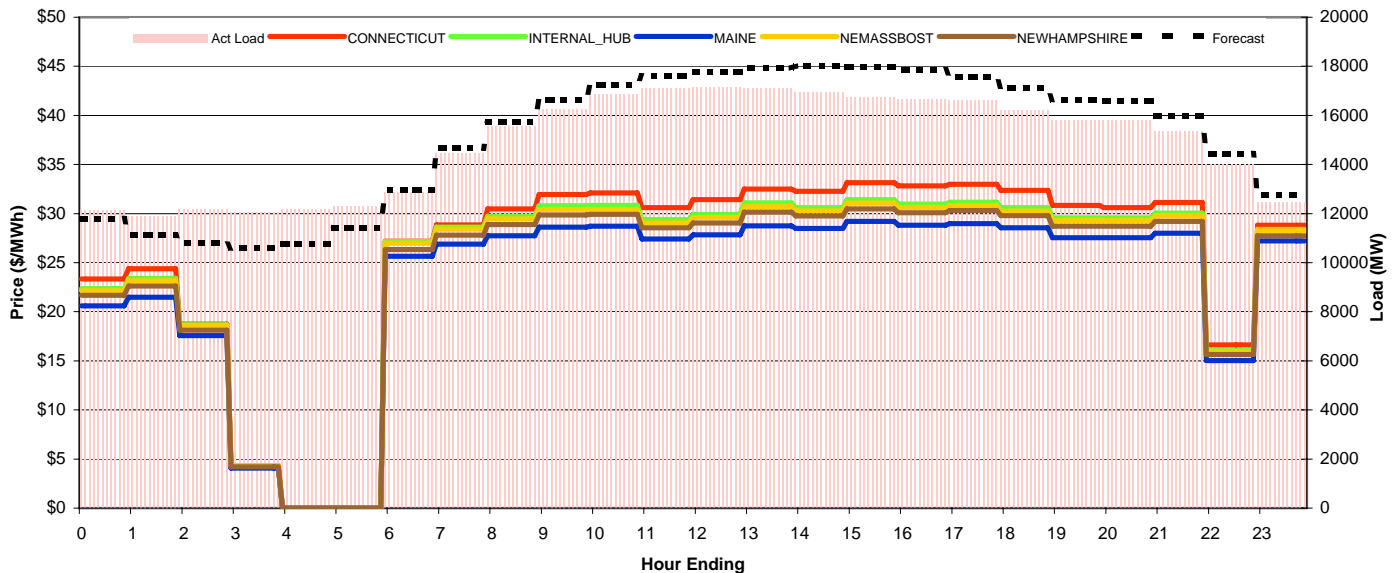
Day-Ahead Prices and Cleared Load

	HE1	HE2	HE3	HE4	HE5	HE6	HE7	HE8	HE9	HE10	HE11	HE12	HE13	HE14	HE15	HE16	HE17	HE18	HE19	HE20	HE21	HE22	HE23	HE24	avg all/peak
CONNECTICUT	28.37	28.06	24.54	20.52	23.52	26.09	32.27	30.86	31.52	33.69	36.22	37.29	39.40	40.40	40.39	41.52	41.64	38.85	36.33	34.17	36.22	33.61	29.39	31.44	33 / 36
NEMASSBOST	27.65	27.34	23.92	20	22.92	25.43	31.45	30.08	30.72	32.84	35.25	36.31	37.18	38.26	38.29	39.46	39.59	36.32	34.23	32.76	35.25	32.76	28.65	30.64	32 / 35
NEWHAMPSHIRE	27.46	27.15	23.75	19.86	22.76	25.25	31.23	29.86	30.51	32.6	34.99	36.05	36.89	37.96	38	39.16	39.29	36.03	33.96	32.51	35	32.52	28.44	30.42	32 / 35
MAINE	25.90	25.61	22.40	18.73	21.47	23.82	29.46	28.17	28.78	30.76	32.90	34.01	34.78	35.79	35.83	36.92	37.05	33.96	32.02	30.66	33.01	30.68	26.83	28.70	30 / 33
INTERNAL_HUB	27.81	27.5	24.05	20.11	23.05	25.57	31.63	30.25	30.9	33.02	35.44	36.52	37.2	38.3	38.33	39.53	39.67	36.28	34.24	32.86	35.44	32.94	28.81	30.81	32 / 35
DA Load (GW)	11.5	11.7	11.8	11.9	11.9	11.8	12.4	14.4	15.6	16.2	16.7	17.2	17.4	17.5	17.6	17.4	17.3	17.1	16.6	16.1	16.3	15.4	13.8	12.0	



Preliminary Real-Time Prices with Forecasted and Actual System Load

	HE1	HE2	HE3	HE4	HE5	HE6	HE7	HE8	HE9	HE10	HE11	HE12	HE13	HE14	HE15	HE16	HE17	HE18	HE19	HE20	HE21	HE22	HE23	HE24	avg all/peak
CONNECTICUT	23.33	24.38	18.74	4.33	0.00	0.00	27.17	28.84	30.47	31.94	32.10	30.62	31.41	32.50	32.26	33.14	32.81	33.00	32.37	30.83	30.62	31.13	16.62	28.80	26 / 31
NEMASSBOST	22.14	23.13	18.61	4.31	0	0	26.99	28.42	29.47	30.42	30.42	29.03	29.59	30.71	30.29	31.06	30.61	30.8	30.25	29.28	29.28	29.76	15.91	28.29	25 / 29
NEWHAMPSHIRE	21.66	22.62	18.11	4.2	0	0	26.35	27.79	28.89	29.87	29.92	28.56	29.05	30.15	29.75	30.49	30.09	30.3	29.79	28.73	28.73	29.21	15.63	27.74	24 / 29
MAINE	20.60	21.47	17.58	4.09	0.00	88.00	25.66	26.88	27.75	28.63	28.70	27.41	27.84	28.76	28.48	29.22	28.81	28.97	28.54	27.55	27.55	28.00	15.01	27.23	27 / 27
INTERNAL_HUB	22.37	23.4	18.68	4.33	0	0	27.14	28.61	29.73	30.81	30.82	29.39	29.92	31.1	30.62	31.42	30.96	31.15	30.59	29.56	29.57	30.06	16.05	28.38	25 / 29
Forecast	11.80	11.11	10.79	10.60	10.75	11.42	12.96	14.65	15.72	16.62	17.24	17.61	17.77	17.93	18.02	17.98	17.85	17.56	17.12	16.63	16.58	15.99	14.44	12.77	15 / 17
(RT) - (DA Load)	0.61	0.25	0.40	0.13	0.27	0.48	0.43	0.02	-0.03	0.05	0.16	-0.12	-0.23	-0.44	-0.66	-0.66	-0.68	-0.47	-0.34	-0.34	-0.50	-0.04	0.23	0.41	



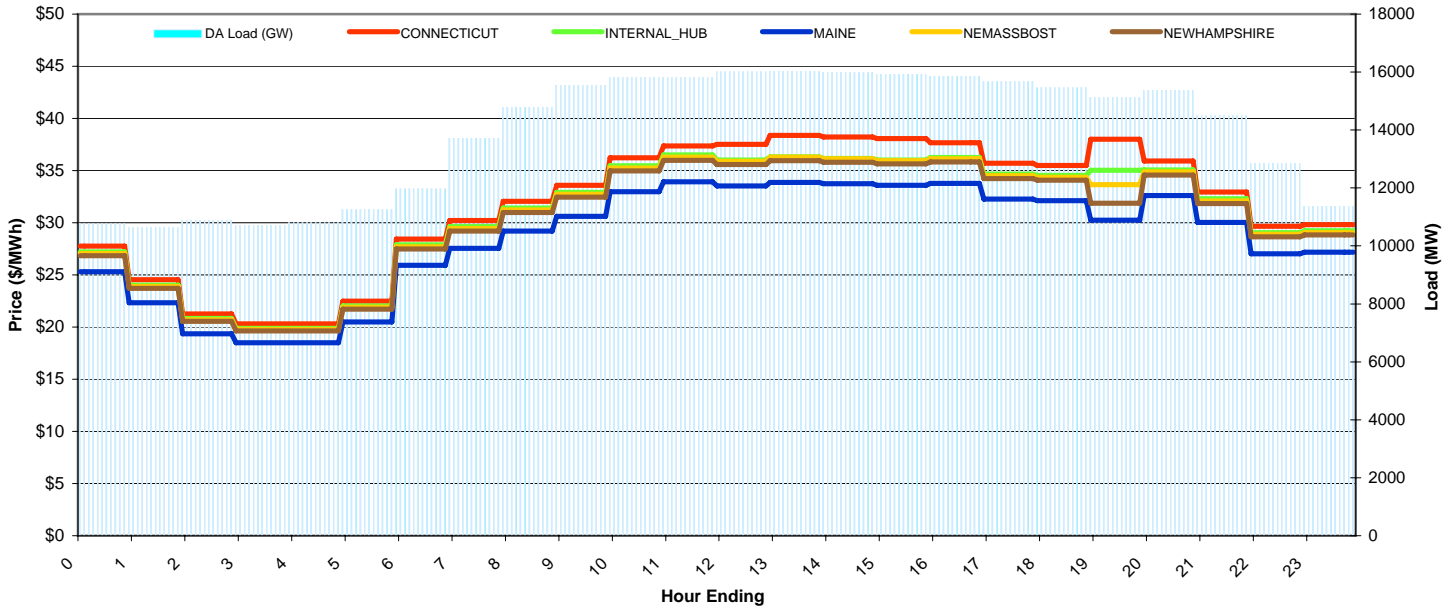
ISO-NE Daily Report

Thursday July 02, 2009

Price Color Codes: <=0 >=100 >=200

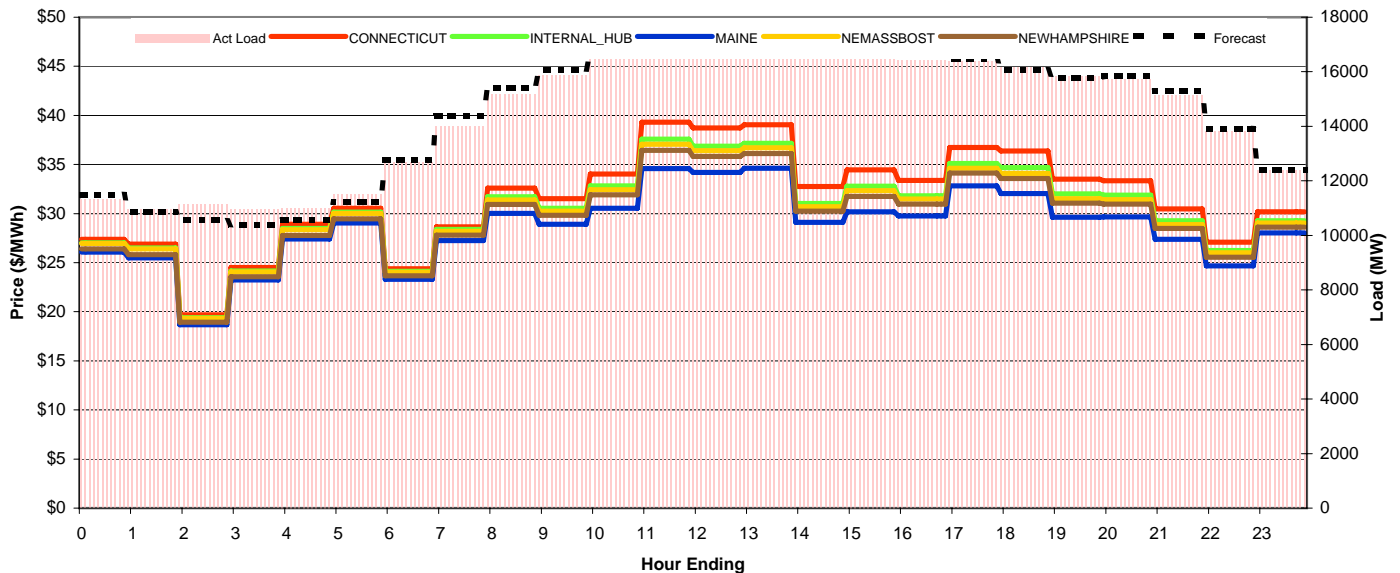
Day-Ahead Prices and Cleared Load

	HE1	HE2	HE3	HE4	HE5	HE6	HE7	HE8	HE9	HE10	HE11	HE12	HE13	HE14	HE15	HE16	HE17	HE18	HE19	HE20	HE21	HE22	HE23	HE24	avg all/peak
CONNECTICUT	27.77	24.53	21.26	20.30	20.30	22.48	28.44	30.23	32.06	33.59	36.24	37.35	37.53	38.36	38.22	38.07	37.68	35.70	35.50	38.00	35.92	32.96	29.66	29.83	32 / 35
NEMASSBOST	27.05	23.89	20.71	19.78	19.78	21.9	27.71	29.45	31.23	32.72	35.26	36.29	35.89	36.28	36.13	35.96	36.14	34.51	34.36	33.65	34.87	32.1	28.89	29.06	31 / 34
NEWHAMPSHIRE	26.83	23.7	20.54	19.62	19.62	21.72	27.48	29.21	30.98	32.45	34.97	35.99	35.59	35.96	35.81	35.64	35.83	34.22	34.08	31.88	34.58	31.84	28.66	28.82	30 / 34
MAINE	25.30	22.34	19.37	18.49	18.49	20.48	25.91	27.54	29.21	30.60	32.97	33.94	33.54	33.88	33.74	33.59	33.78	32.26	32.12	30.26	32.60	30.02	27.02	27.17	29 / 32
INTERNAL_HUB	27.21	24.03	20.83	19.89	19.89	22.03	27.87	29.63	31.42	32.91	35.46	36.49	36	36.32	36.17	36	36.26	34.67	34.53	35.03	35.05	32.29	29.06	29.23	31 / 34
DA Load (GW)	10.8	10.6	10.9	10.7	10.8	11.3	12.0	13.7	14.8	15.5	15.8	15.8	16.0	16.0	16.0	15.9	15.8	15.7	15.5	15.1	15.4	14.5	12.9	11.4	



Preliminary Real-Time Prices with Forecasted and Actual System Load

	HE1	HE2	HE3	HE4	HE5	HE6	HE7	HE8	HE9	HE10	HE11	HE12	HE13	HE14	HE15	HE16	HE17	HE18	HE19	HE20	HE21	HE22	HE23	HE24	avg all/peak
CONNECTICUT	27.37	26.88	19.69	24.50	28.90	30.54	24.37	28.65	32.61	31.52	34.02	39.32	38.71	39.04	32.75	34.45	33.39	36.73	36.36	33.50	33.36	30.49	27.07	30.19	31 / 34
NEMASSBOST	26.94	26.39	19.33	24.05	28.37	30.02	24.01	28.21	31.4	30.24	32.42	37.07	36.41	36.7	30.71	32.35	31.48	34.62	34.1	31.53	31.41	28.89	26	29.05	30 / 32
NEWHAMPSHIRE	26.39	25.83	18.93	23.55	27.78	29.46	23.67	27.79	30.94	29.82	31.9	36.44	35.82	36.1	30.24	31.76	30.95	34.13	33.56	31.07	30.97	28.49	25.55	28.61	30 / 32
MAINE	26.09	25.49	18.68	23.23	27.40	28.00	23.32	27.24	30.01	28.90	30.54	34.57	34.20	34.63	29.12	30.17	29.76	32.83	32.03	29.64	29.67	27.38	24.66	28.04	31 / 30
INTERNAL_HUB	27.02	26.5	19.4	24.15	28.49	30.16	24.13	28.39	31.7	30.54	32.81	37.58	36.87	37.15	31.04	32.78	31.82	35.1	34.67	32.01	31.87	29.26	26.25	29.28	30 / 32
Forecast	11.50	10.87	10.55	10.40	10.56	11.23	12.75	14.39	15.41	16.08	16.66	16.97	17.07	17.06	16.95	16.76	16.65	16.47	16.07	15.77	15.83	15.30	13.92	12.41	14 / 16
(RT) - (DA Load)	0.56	0.32	0.24	0.23	0.20	0.25	0.70	0.29	0.39	0.33	0.65	1.00	0.91	0.90	0.80	0.66	0.57	0.71	0.69	0.71	0.35	0.64	0.95	1.00	



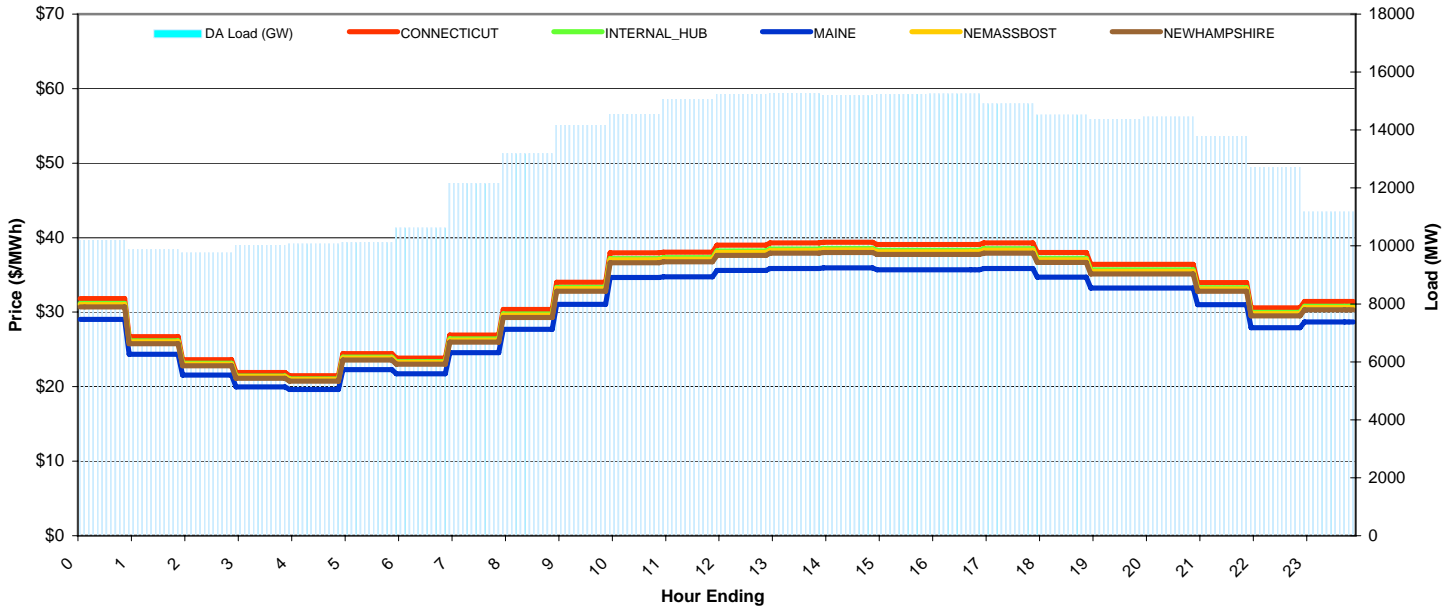
ISO-NE Daily Report

Friday July 03, 2009

Price Color Codes: <=0 >=100 >=200

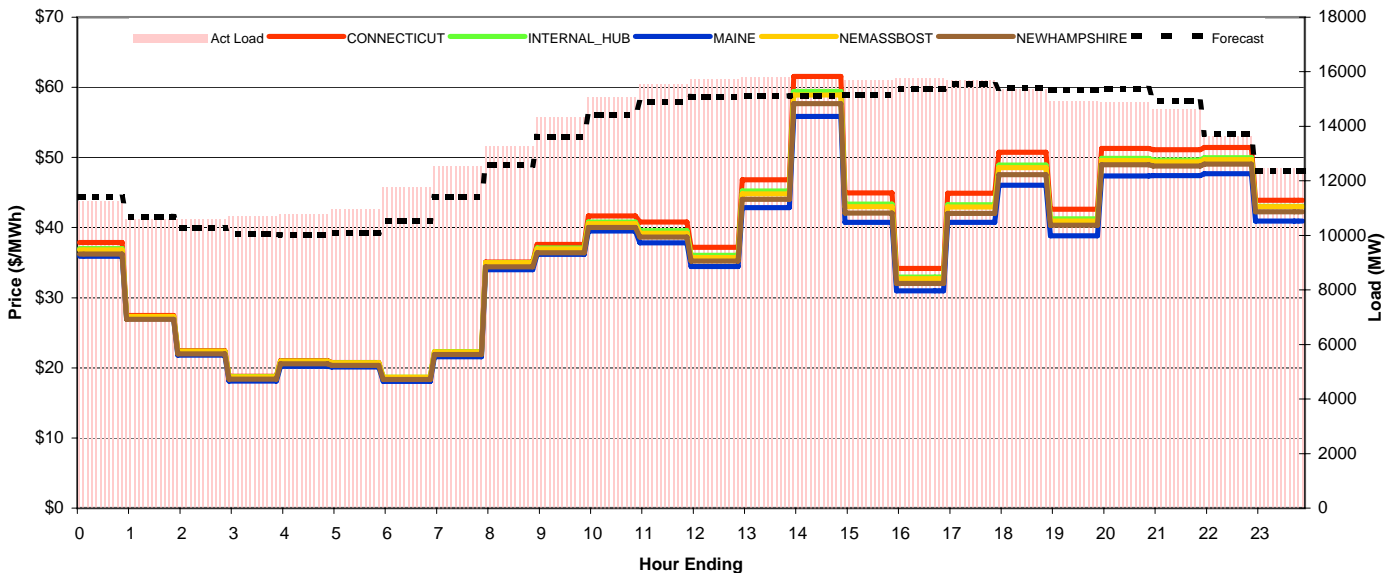
Day-Ahead Prices and Cleared Load

	HE1	HE2	HE3	HE4	HE5	HE6	HE7	HE8	HE9	HE10	HE11	HE12	HE13	HE14	HE15	HE16	HE17	HE18	HE19	HE20	HE21	HE22	HE23	HE24	avg all/peak
CONNECTICUT	31.81	26.70	23.62	21.89	21.49	24.44	23.83	26.93	30.35	34.00	37.97	38.07	38.99	39.28	39.37	39.09	39.09	39.30	38.00	36.41	36.41	33.97	30.58	31.42	33 / 36
NEMASSBOST	31	26.02	23.02	21.33	20.94	23.82	23.22	26.25	29.58	33.14	37	37.1	38	38.28	38.36	38.1	38.1	38.3	37.03	35.49	35.49	33.1	29.8	30.62	32 / 35
NEWHAMPSHIRE	30.7	25.77	22.8	21.13	20.74	23.59	23	26	29.3	32.82	36.65	36.74	37.64	37.91	38	37.74	37.74	37.93	36.68	35.15	35.15	32.79	29.52	30.33	31 / 35
MAINE	29.03	24.37	21.55	19.98	19.61	22.30	21.75	24.58	27.70	31.03	34.65	34.74	35.58	35.84	35.93	35.68	35.68	35.86	34.68	33.23	33.23	31.00	27.91	28.67	30 / 33
INTERNAL_HUB	31.18	26.17	23.15	21.45	21.06	23.95	23.36	26.4	29.75	33.32	37.21	37.31	38.22	38.49	38.58	38.32	38.32	38.52	37.24	35.69	35.69	33.29	29.97	30.79	32 / 35
DA Load (GW)	10.2	9.9	9.8	10.0	10.1	10.1	10.6	12.2	13.2	14.2	14.5	15.1	15.2	15.3	15.2	15.3	15.3	14.9	14.5	14.4	14.5	13.8	12.7	11.2	



Preliminary Real-Time Prices with Forecasted and Actual System Load

	HE1	HE2	HE3	HE4	HE5	HE6	HE7	HE8	HE9	HE10	HE11	HE12	HE13	HE14	HE15	HE16	HE17	HE18	HE19	HE20	HE21	HE22	HE23	HE24	avg all/peak
CONNECTICUT	37.86	27.49	22.47	18.81	21.05	20.74	18.59	22.28	35.10	37.62	41.68	40.79	37.19	46.84	61.58	44.93	34.18	44.88	50.73	42.62	51.31	51.12	51.41	43.91	38 / 43
NEMASSBOST	36.81	27.34	22.38	18.73	20.95	20.71	18.65	22.28	34.98	36.98	40.58	39.19	35.73	44.83	58.92	42.97	32.7	42.93	48.53	40.93	49.56	49.37	49.68	42.98	37 / 42
NEWHAMPSHIRE	36.23	26.94	22.01	18.41	20.58	20.37	18.35	21.92	34.41	36.42	40	38.65	35.23	44.03	57.68	42.07	32.03	42.05	47.56	40.36	48.97	48.78	49.06	42.26	36 / 41
MAINE	35.89	27.03	21.81	18.10	20.21	20.72	18.08	21.58	33.99	36.18	39.54	37.83	34.47	42.84	55.87	40.73	31.00	40.73	46.04	38.84	47.35	47.39	47.70	40.94	38 / 40
INTERNAL_HUB	36.99	27.3	22.36	18.74	20.96	20.72	18.65	22.3	35.02	37.09	40.81	39.56	36.07	45.2	59.4	43.33	32.96	43.28	48.93	41.24	49.86	49.66	49.95	43.04	37 / 42
Forecast	11.39	10.69	10.27	10.04	10.02	10.10	10.54	11.42	12.58	13.62	14.42	14.88	15.08	15.11	15.12	15.15	15.37	15.55	15.40	15.33	15.38	14.94	13.72	12.37	13 / 15
(RT) - (DA Load)	1.05	0.70	0.83	0.67	0.69	0.83	1.15	0.38	0.09	0.17	0.54	0.47	0.51	0.53	0.54	0.46	0.50	0.77	0.82	0.53	0.42	0.84	0.93	1.27	



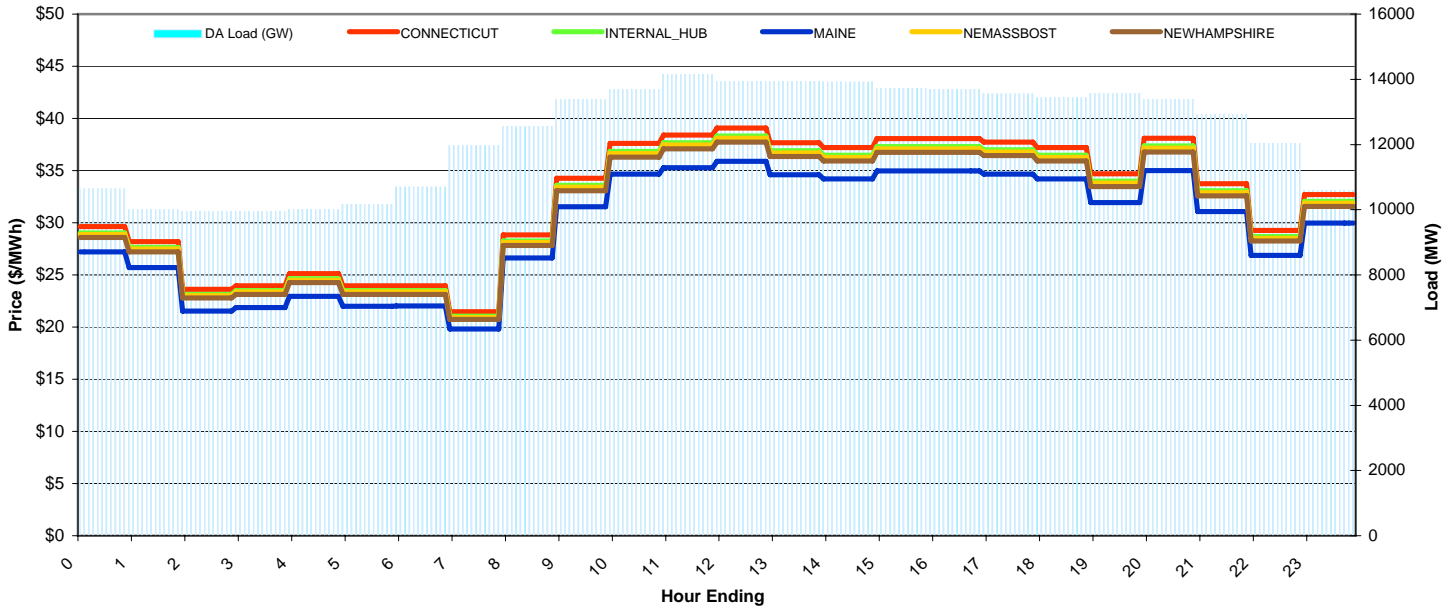
ISO-NE Daily Report

Saturday July 04, 2009

Price Color Codes: <=0 >=100 >=200

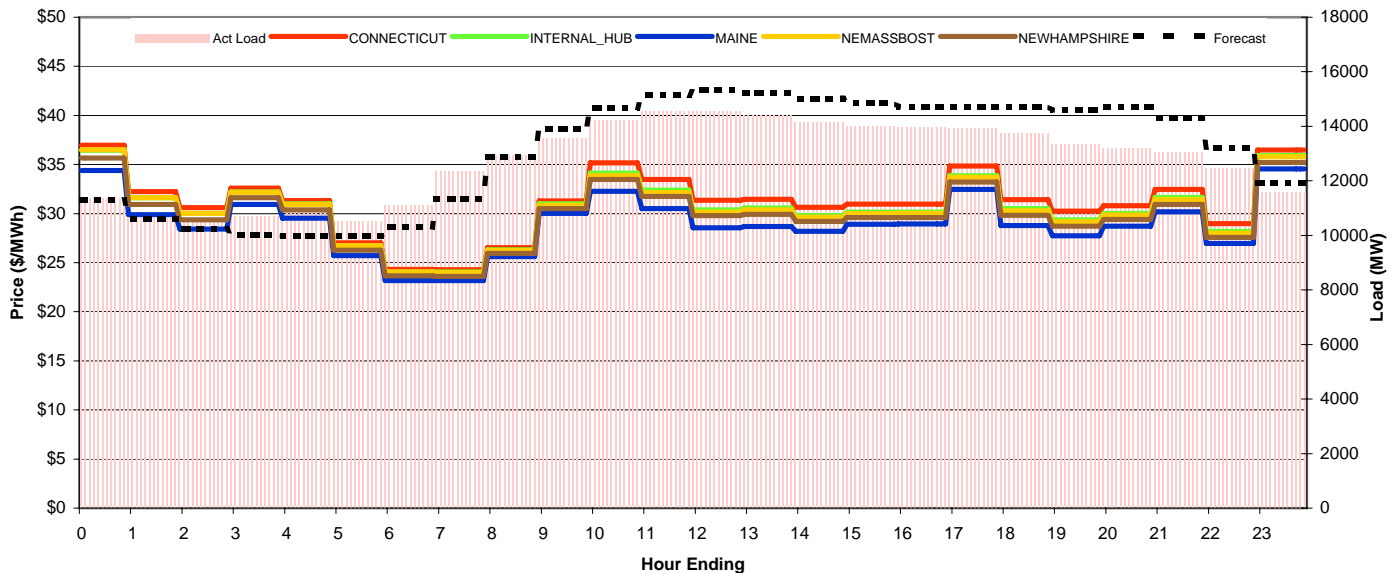
Day-Ahead Prices and Cleared Load

	HE1	HE2	HE3	HE4	HE5	HE6	HE7	HE8	HE9	HE10	HE11	HE12	HE13	HE14	HE15	HE16	HE17	HE18	HE19	HE20	HE21	HE22	HE23	HE24	avg all/peak
CONNECTICUT	29.62	28.19	23.61	23.97	25.13	23.97	23.97	21.47	28.82	34.27	37.60	38.42	39.08	37.66	37.22	38.07	38.07	37.74	37.22	34.69	38.11	33.75	29.26	32.69	32 / 35
NEMASSBOST	28.86	27.47	23	23.36	24.49	23.36	23.36	20.93	28.09	33.4	36.64	37.44	38.09	36.7	36.27	37.1	37.1	36.78	36.27	33.81	37.14	32.89	28.51	31.86	31 / 34
NEWHAMPSHIRE	28.59	27.21	22.79	23.14	24.25	23.14	23.14	20.73	27.82	33.08	36.3	37.09	37.72	36.35	35.93	36.74	36.74	36.43	35.93	33.48	36.78	32.57	28.24	31.56	31 / 34
MAINE	27.21	25.72	21.54	21.88	22.93	22.00	22.02	19.81	26.64	31.54	34.67	35.28	35.88	34.59	34.20	34.96	34.96	34.66	34.20	31.92	35.00	31.07	26.88	29.98	30 / 32
INTERNAL_HUB	29.03	27.63	23.14	23.5	24.63	23.5	23.5	21.05	28.25	33.59	36.85	37.66	38.31	36.91	36.48	37.31	37.31	36.99	36.48	34	37.35	33.08	28.68	32.04	32 / 34
DA Load (GW)	10.6	10.0	9.9	10.0	10.0	10.2	10.7	12.0	12.6	13.4	13.7	14.2	13.9	13.9	13.7	13.7	13.6	13.4	13.6	13.4	12.9	12.0	10.6		



Preliminary Real-Time Prices with Forecasted and Actual System Load

	HE1	HE2	HE3	HE4	HE5	HE6	HE7	HE8	HE9	HE10	HE11	HE12	HE13	HE14	HE15	HE16	HE17	HE18	HE19	HE20	HE21	HE22	HE23	HE24	avg all/peak
CONNECTICUT	36.96	32.22	30.59	32.59	31.31	27.02	24.31	24.29	26.53	31.29	35.18	33.49	31.37	31.46	30.65	30.98	30.98	34.83	31.42	30.25	30.80	32.48	28.98	36.47	31 / 31
NEMASSBOST	36.49	31.61	30.03	32.17	30.93	26.72	24.04	24	26.25	30.84	33.88	32.14	30.16	30.38	29.63	30	30.01	33.7	30.29	29.16	29.85	31.43	28.01	35.8	30 / 30
NEWHAMPSHIRE	35.65	30.93	29.38	31.62	30.37	26.27	23.65	23.61	25.93	30.52	33.48	31.75	29.78	29.93	29.21	29.61	29.58	33.23	29.84	28.72	29.4	30.94	27.57	35.21	30 / 30
MAINE	34.40	29.89	28.41	30.94	29.53	26.72	23.19	23.19	25.63	30.01	32.27	30.50	28.56	28.69	28.19	28.92	28.93	32.48	28.78	27.75	28.70	30.19	26.94	34.55	32 / 29
INTERNAL_HUB	36.45	31.61	30.02	32.2	30.99	26.74	24.05	24.04	26.29	30.99	34.14	32.4	30.38	30.56	29.78	30.16	30.15	33.88	30.5	29.36	30.03	31.65	28.2	35.91	30 / 30
Forecast	11.30	10.62	10.22	10.01	9.97	9.96	10.30	11.33	12.86	13.91	14.68	15.14	15.33	15.21	15.02	14.85	14.71	14.73	14.71	14.59	14.72	14.31	13.20	11.93	13 / 14
(RT) - (DA Load)	0.72	0.61	0.65	0.73	0.88	0.35	0.41	0.40	0.38	0.16	0.54	0.38	0.62	0.44	0.22	0.26	0.28	0.38	0.29	-0.23	-0.20	0.11	0.43	1.00	



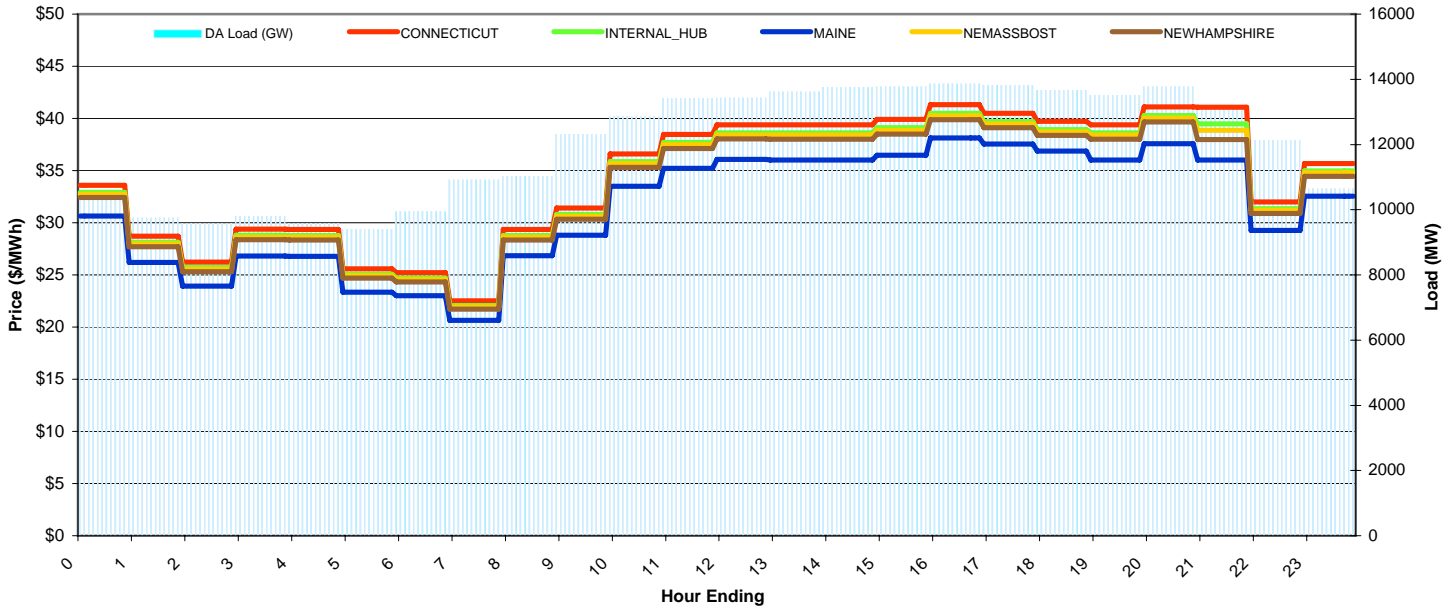
ISO-NE Daily Report

Sunday July 05, 2009

Price Color Codes: <=0 >=100 >=200

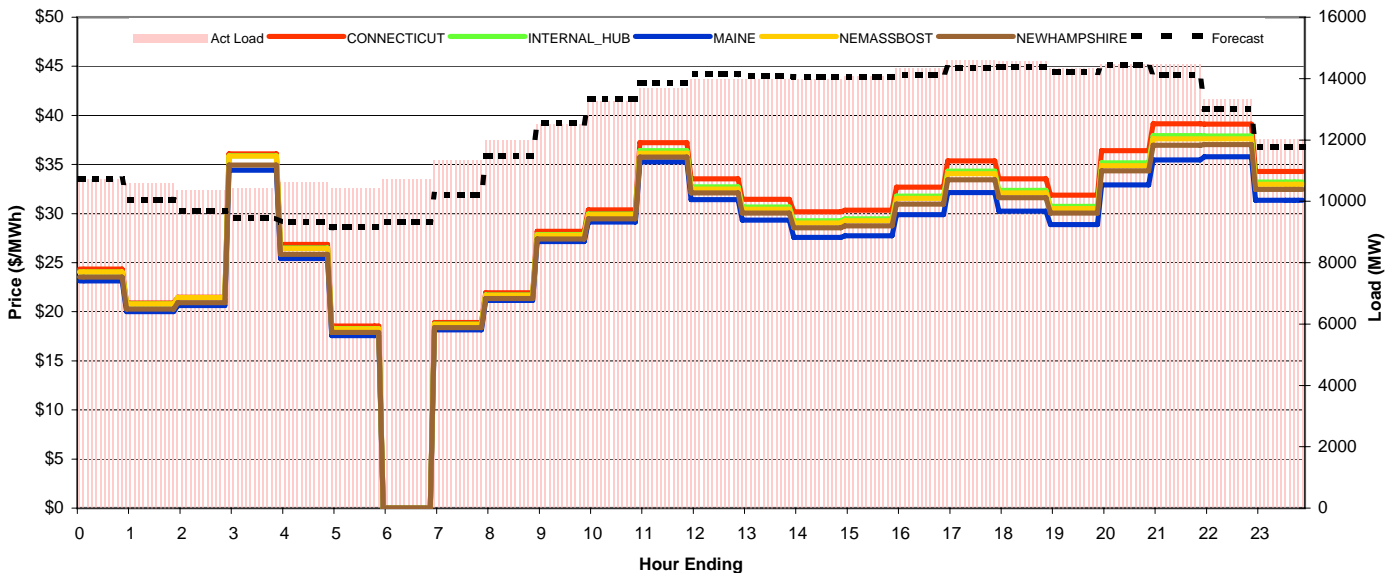
Day-Ahead Prices and Cleared Load

	HE1	HE2	HE3	HE4	HE5	HE6	HE7	HE8	HE9	HE10	HE11	HE12	HE13	HE14	HE15	HE16	HE17	HE18	HE19	HE20	HE21	HE22	HE23	HE24	avg all/peak
CONNECTICUT	33.58	28.71	26.23	29.38	29.36	25.58	25.21	22.51	29.36	31.42	36.59	38.47	39.40	39.39	39.39	39.90	41.31	40.50	39.73	39.39	41.09	41.06	32.00	35.68	34 / 37
NEMASSBOST	32.72	27.98	25.56	28.63	28.61	24.93	24.56	21.93	28.61	30.62	35.66	37.49	38.4	38.39	38.39	38.88	40.26	39.47	38.72	38.39	40.04	38.85	31.19	34.77	33 / 36
NEWHAMPSHIRE	32.41	27.71	25.32	28.36	28.34	24.69	24.33	21.72	28.34	30.33	35.31	37.13	38.03	38.02	38.02	38.51	39.89	39.12	38.38	38.02	39.66	37.97	30.89	34.44	33 / 36
MAINE	30.64	26.20	23.94	26.81	26.79	23.34	23.00	20.64	26.85	28.79	33.49	35.20	36.06	36.01	36.01	36.48	38.12	37.54	36.88	36.00	37.58	36.02	29.27	32.55	31 / 34
INTERNAL_HUB	32.91	28.14	25.71	28.8	28.78	25.07	24.7	22.06	28.78	30.79	35.86	37.71	38.62	38.61	38.61	39.11	40.49	39.69	38.94	38.61	40.27	39.49	31.36	34.97	34 / 36
DA Load (GW)	10.3	9.7	9.6	9.8	9.6	9.4	9.9	10.9	11.0	12.3	12.9	13.4	13.4	13.6	13.8	13.8	13.9	13.8	13.7	13.5	13.8	13.1	12.1	10.6	



Preliminary Real-Time Prices with Forecasted and Actual System Load

	HE1	HE2	HE3	HE4	HE5	HE6	HE7	HE8	HE9	HE10	HE11	HE12	HE13	HE14	HE15	HE16	HE17	HE18	HE19	HE20	HE21	HE22	HE23	HE24	avg all/peak
CONNECTICUT	24.35	20.90	21.49	36.09	26.85	18.55	0.00	18.91	21.94	28.20	30.37	37.23	33.54	31.47	30.19	30.33	32.69	35.38	33.55	31.87	36.42	39.14	39.12	34.28	29 / 32
NEMASSBOST	24.05	20.81	21.46	35.85	26.42	18.26	0	18.7	21.67	27.8	29.88	36.16	32.49	30.44	29.05	29.27	31.55	34.06	32.11	30.51	34.88	37.61	37.62	32.98	28 / 31
NEWHAMPSHIRE	23.52	20.29	20.91	34.94	25.86	17.88	0	18.39	21.36	27.41	29.45	35.76	32.11	30.05	28.54	28.74	30.98	33.44	31.62	30.06	34.36	36.97	37.02	32.46	28 / 30
MAINE	23.14	20.02	20.62	34.41	25.41	18.00	0.00	18.16	21.15	27.15	29.15	35.26	31.43	29.33	27.56	27.75	29.90	32.13	30.25	28.89	32.92	35.45	35.79	31.35	30 / 30
INTERNAL_HUB	24.04	20.79	21.46	35.9	26.5	18.3	0	18.75	21.72	27.86	29.96	36.4	32.74	30.68	29.26	29.47	31.77	34.32	32.38	30.75	35.16	37.93	37.9	33.21	28 / 31
Forecast	10.72	10.05	9.67	9.45	9.34	9.15	9.33	10.22	11.46	12.55	13.34	13.86	14.15	14.08	14.06	14.04	14.13	14.35	14.36	14.21	14.45	14.13	13.00	11.78	12 / 14
(RT) - (DA Load)	0.42	0.85	0.77	0.61	1.02	1.02	0.78	0.42	0.97	0.19	0.39	0.29	0.55	0.38	0.22	0.30	0.47	0.76	0.90	0.83	0.71	1.38	1.21	1.36	



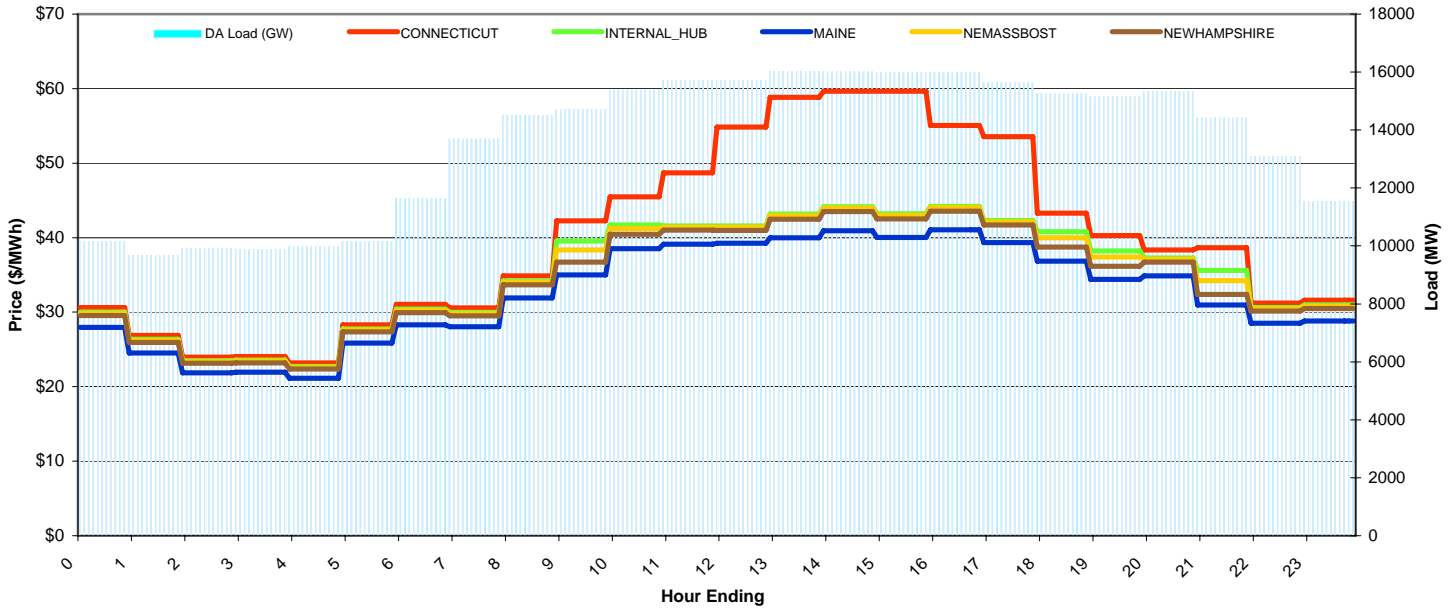
ISO-NE Daily Report

Monday July 06, 2009

Price Color Codes: <=0 >=100 >=200

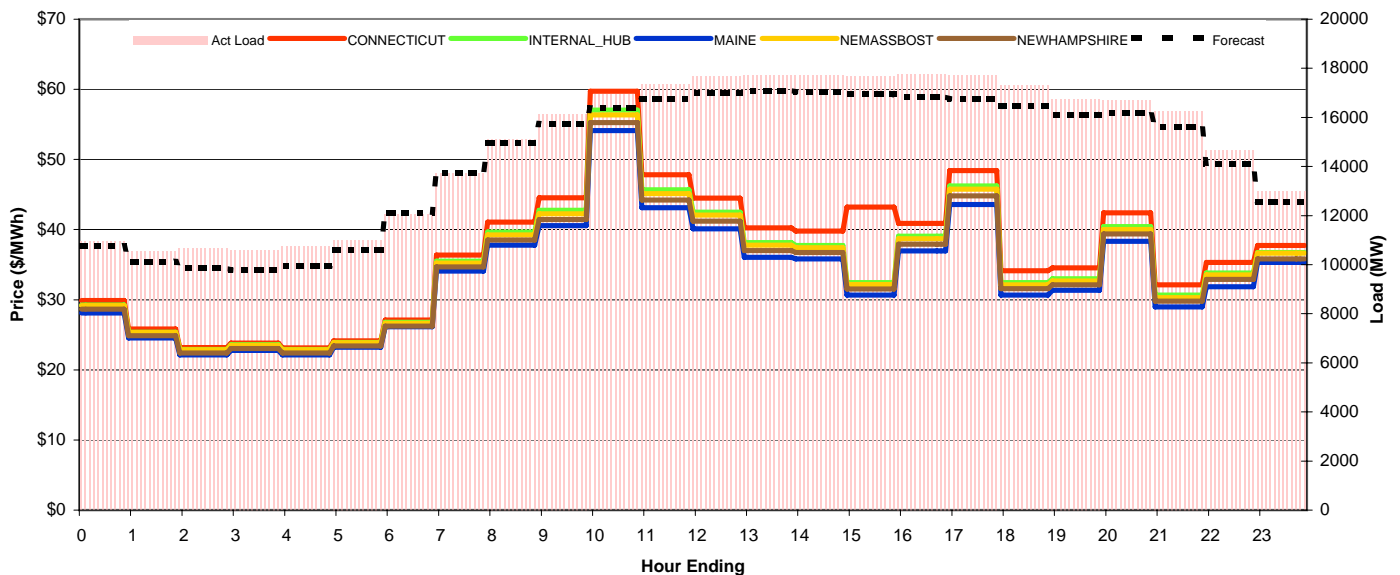
Day-Ahead Prices and Cleared Load

	HE1	HE2	HE3	HE4	HE5	HE6	HE7	HE8	HE9	HE10	HE11	HE12	HE13	HE14	HE15	HE16	HE17	HE18	HE19	HE20	HE21	HE22	HE23	HE24	avg all/peak
CONNECTICUT	30.62	26.88	23.97	24.04	23.17	28.32	31.03	30.58	34.89	42.26	45.46	48.69	54.82	58.84	59.66	59.64	55.06	53.55	43.30	40.30	38.33	38.63	31.24	31.59	40 / 46
NEMASSBOST	29.85	26.2	23.36	23.43	22.58	27.6	30.24	29.8	34	38.34	41.24	41.4	41.38	42.94	43.97	43	44	42.15	40	37.39	37.09	34.22	30.44	30.78	35 / 39
NEWHAMPSHIRE	29.56	25.95	23.14	23.2	22.36	27.34	29.95	29.52	33.67	36.72	40.45	41	40.97	42.48	43.49	42.53	43.54	41.71	38.74	36.16	36.73	32.38	30.15	30.49	34 / 38
MAINE	27.94	24.53	21.88	21.94	21.14	25.84	28.31	28.05	31.92	35.00	38.53	39.13	39.24	39.99	40.93	40.02	41.05	39.34	36.85	34.42	34.86	30.97	28.50	28.82	32 / 36
INTERNAL_HUB	30.02	26.35	23.5	23.56	22.7	27.76	30.41	29.97	34.19	39.55	41.7	41.58	41.56	43.17	44.16	43.2	44.19	42.31	40.8	38.23	37.26	35.62	30.61	30.96	35 / 39
DA Load (GW)	10.2	9.7	9.9	9.9	10.0	10.2	11.6	13.7	14.5	14.7	15.4	15.7	15.7	16.0	16.0	16.0	16.0	15.6	15.2	15.1	15.3	14.4	13.1	11.5	



Preliminary Real-Time Prices with Forecasted and Actual System Load

	HE1	HE2	HE3	HE4	HE5	HE6	HE7	HE8	HE9	HE10	HE11	HE12	HE13	HE14	HE15	HE16	HE17	HE18	HE19	HE20	HE21	HE22	HE23	HE24	avg all/peak
CONNECTICUT	29.88	25.83	23.20	23.81	23.14	24.12	27.11	36.36	41.09	44.54	59.71	47.82	44.50	40.25	39.79	43.20	40.87	48.41	34.12	34.56	42.39	32.12	35.32	37.72	37 / 42
NEMASSBOST	29.16	25.34	22.87	23.51	22.86	23.88	26.66	35.25	39.24	42.27	56.37	45.14	42.06	37.78	37.41	32.17	38.68	45.76	32.11	32.66	40.04	30.32	33.53	36.62	35 / 39
NEWHAMPSHIRE	28.65	24.89	22.42	23.04	22.4	23.42	26.25	34.66	38.52	41.44	55.24	44.23	41.19	37.01	36.72	31.51	37.93	44.82	31.56	32.14	39.39	29.81	32.9	35.83	34 / 38
MAINE	28.12	24.55	22.12	22.75	22.13	23.80	26.15	34.09	37.79	40.57	54.13	43.13	40.10	36.05	35.81	30.67	36.98	43.58	30.68	31.33	38.35	28.96	31.83	35.30	36 / 37
INTERNAL_HUB	29.25	25.38	22.92	23.59	22.92	23.93	26.78	35.48	39.66	42.74	57.03	45.68	42.49	38.14	37.75	32.43	39.04	46.23	32.44	32.97	40.45	30.65	33.83	36.72	35 / 39
Forecast	10.77	10.12	9.87	9.78	9.93	10.60	12.12	13.76	14.94	15.75	16.39	16.75	16.98	17.09	17.04	16.93	16.84	16.76	16.45	16.10	16.19	15.62	14.12	12.55	14 / 16
(RT) - (DA Load)	0.78	0.87	0.74	0.70	0.79	0.83	0.41	0.03	0.62	1.43	1.57	1.65	1.95	1.65	1.71	1.70	1.78	2.08	2.05	1.60	1.37	1.84	1.57	1.42	



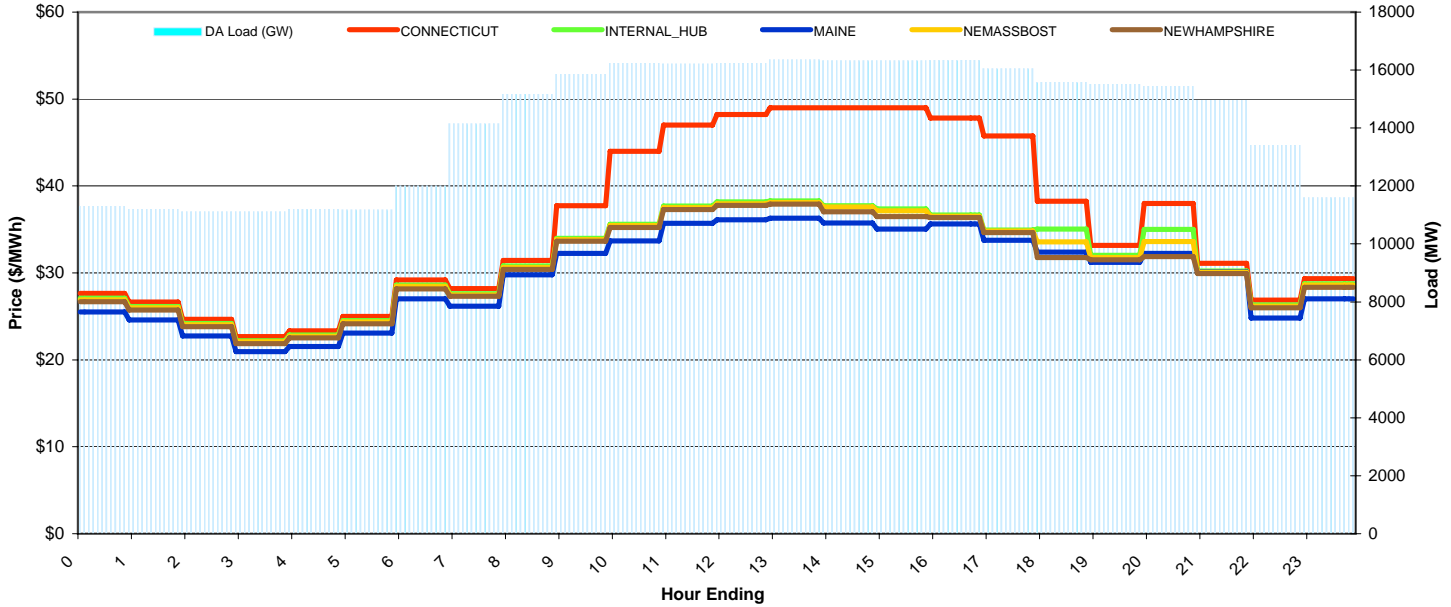
ISO-NE Daily Report

Tuesday July 07, 2009

Price Color Codes: <=0 >=100 >=200

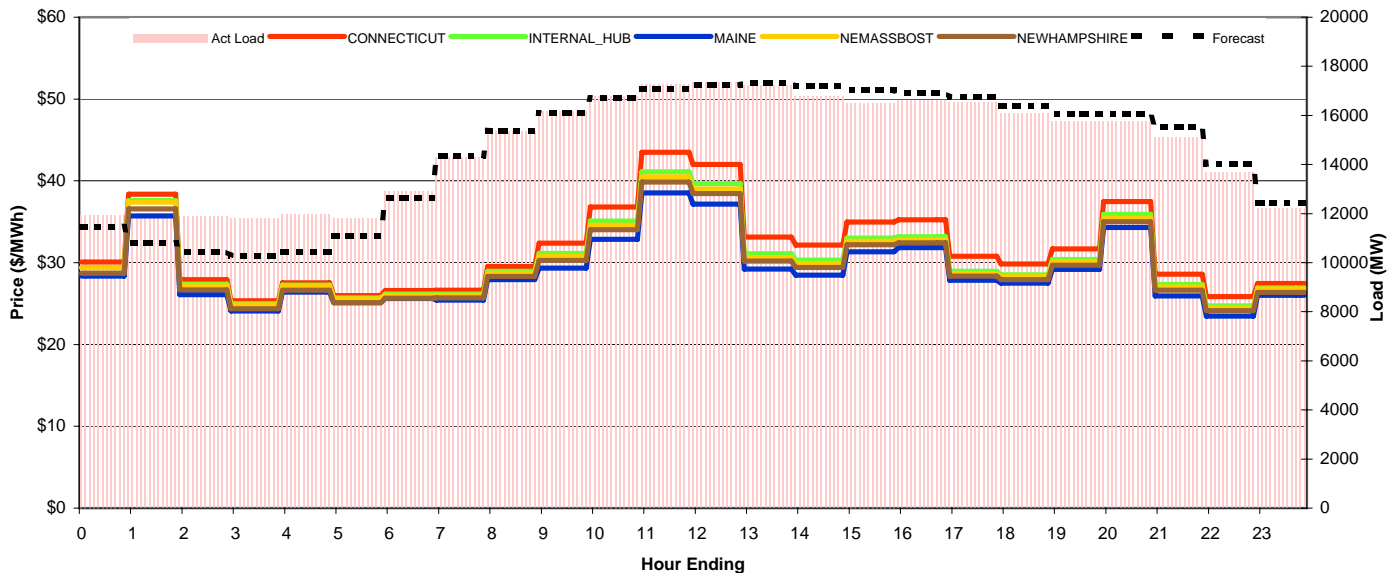
Day-Ahead Prices and Cleared Load

	HE1	HE2	HE3	HE4	HE5	HE6	HE7	HE8	HE9	HE10	HE11	HE12	HE13	HE14	HE15	HE16	HE17	HE18	HE19	HE20	HE21	HE22	HE23	HE24	avg all/peak
CONNECTICUT	27.63	26.65	24.66	22.66	23.33	25.00	29.19	28.18	31.42	37.72	44.00	47.00	48.23	49.00	49.00	47.81	45.74	38.24	33.16	38.00	31.10	26.86	29.35	36 / 40	
NEMASSBOST	26.92	25.97	24.03	22.08	22.73	24.36	28.44	27.47	30.62	33.83	35.43	37.5	37.96	38.08	37.59	37.14	36.53	34.82	33.57	31.77	33.6	30.09	26.18	28.6	31 / 34
NEWHAMPSHIRE	26.67	25.72	23.8	21.87	22.51	24.13	28.17	27.32	30.39	33.65	35.23	37.3	37.75	37.9	37.03	36.48	36.35	34.63	31.76	31.51	31.89	29.91	26	28.33	31 / 33
MAINE	25.52	24.59	22.76	20.95	21.55	23.08	27.01	26.18	29.78	32.26	33.68	35.70	36.11	36.30	35.76	35.03	35.63	33.77	32.38	31.22	32.23	30.12	24.80	27.02	30 / 33
INTERNAL_HUB	27.08	26.12	24.17	22.21	22.86	24.5	28.6	27.62	30.8	33.99	35.6	37.69	38.16	38.28	37.73	37.36	36.66	34.93	35.06	32.03	35	30.22	26.33	28.76	31 / 34
DA Load (GW)	11.3	11.2	11.1	11.1	11.2	11.2	12.0	14.1	15.2	15.9	16.2	16.2	16.2	16.4	16.3	16.3	16.3	16.0	15.6	15.5	15.4	15.0	13.4	11.6	



Preliminary Real-Time Prices with Forecasted and Actual System Load

	HE1	HE2	HE3	HE4	HE5	HE6	HE7	HE8	HE9	HE10	HE11	HE12	HE13	HE14	HE15	HE16	HE17	HE18	HE19	HE20	HE21	HE22	HE23	HE24	avg all/peak
CONNECTICUT	30.09	38.36	27.94	25.35	27.55	25.97	26.58	26.64	29.54	32.37	36.81	43.49	42.01	33.11	32.14	34.95	35.26	30.77	29.86	31.69	37.49	28.61	25.85	27.44	32 / 33
NEMASSBOST	29.38	37.38	27.24	24.85	27.13	25.59	26.02	26.02	28.71	30.76	34.58	40.47	39.01	30.62	29.87	32.62	32.82	28.66	28.26	30.09	35.45	27.01	24.48	26.81	30 / 31
NEWHAMPSHIRE	28.7	36.57	26.68	24.38	26.64	25.13	25.66	25.68	28.31	30.27	34.04	39.86	38.46	30.19	29.4	32.18	32.44	28.36	27.93	29.68	35	26.65	24.14	26.36	30 / 31
MAINE	28.34	35.71	26.10	24.09	26.42	25.62	25.43	27.94	29.34	32.84	38.51	37.15	29.23	28.49	31.34	31.83	27.85	27.48	29.16	34.32	25.95	23.46	26.00	32 / 30	
INTERNAL_HUB	29.43	37.59	27.38	24.99	27.26	25.69	26.16	26.18	28.93	31.14	35.08	41.1	39.66	31.1	30.31	33.03	33.15	28.93	28.51	30.39	35.89	27.35	24.73	26.9	30 / 32
Forecast	11.47	10.80	10.44	10.29	10.43	11.09	12.62	14.35	15.39	16.10	16.72	17.07	17.25	17.32	17.19	17.03	16.90	16.75	16.39	16.07	16.05	15.51	14.01	12.42	15 / 16
(RT) - (DA Load)	0.65	0.82	0.77	0.68	0.75	0.64	0.90	0.13	0.17	0.30	0.57	1.04	1.09	0.85	0.46	0.19	0.27	0.47	0.51	0.23	0.29	0.13	0.26	0.60	



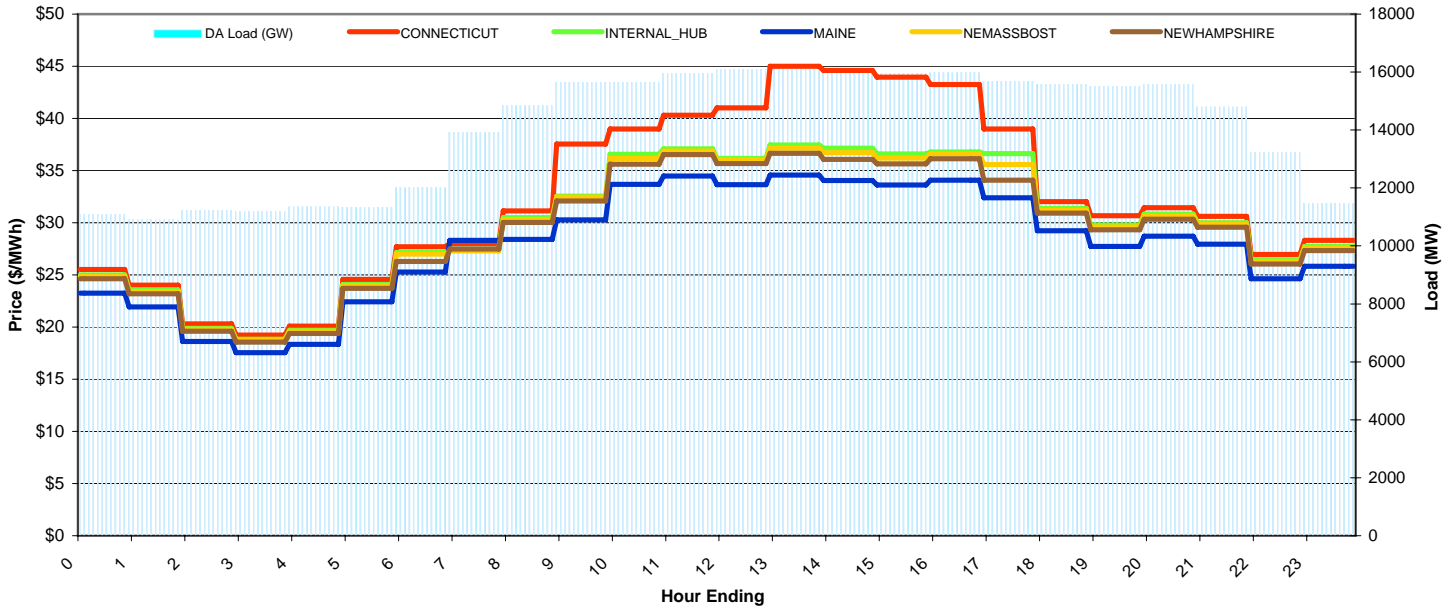
ISO-NE Daily Report

Wednesday July 08, 2009

Price Color Codes: <=0 >=100 >=200

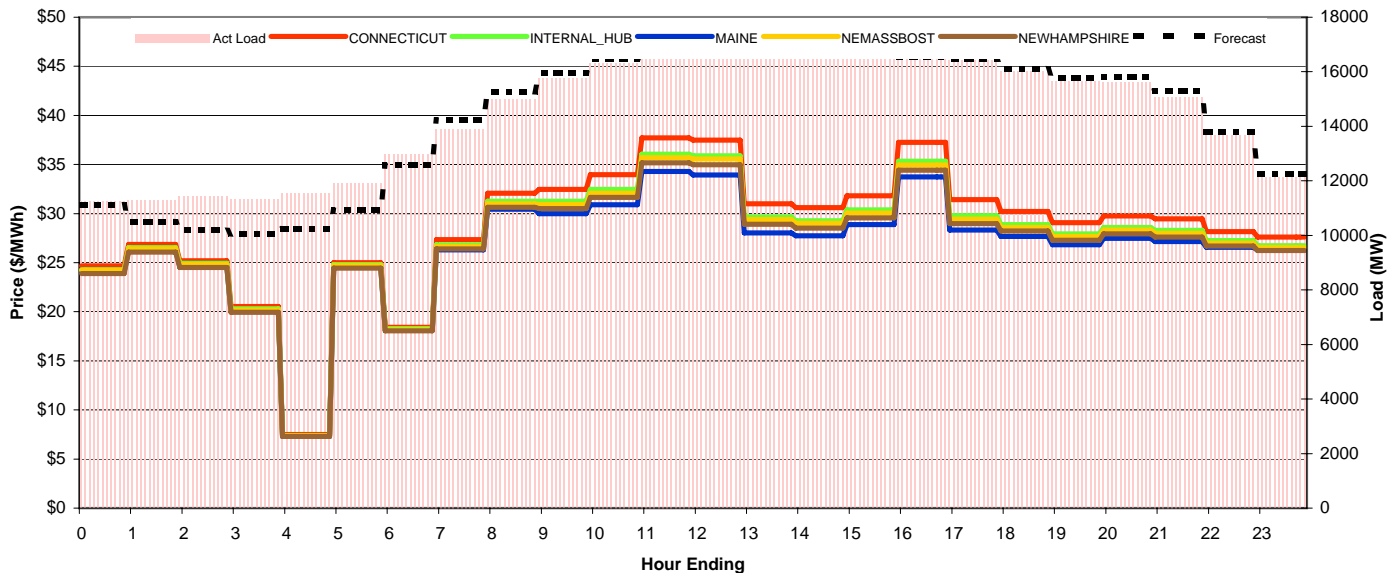
Day-Ahead Prices and Cleared Load

	HE1	HE2	HE3	HE4	HE5	HE6	HE7	HE8	HE9	HE10	HE11	HE12	HE13	HE14	HE15	HE16	HE17	HE18	HE19	HE20	HE21	HE22	HE23	HE24	avg all/peak
CONNECTICUT	25.51	24.03	20.30	19.22	20.10	24.58	27.70	28.02	31.12	37.55	39.00	40.30	41.00	44.99	44.60	43.96	43.26	39.00	32.02	30.68	31.44	30.62	26.97	28.30	32 / 37
NEMASSBOST	24.86	23.42	19.78	18.73	19.59	23.95	26.99	27.3	30.32	32.46	36.17	36.88	36.03	37.14	36.73	36.2	36.58	35.58	31.21	29.6	30.64	29.84	26.29	27.58	30 / 33
NEWHAMPSHIRE	24.62	23.2	19.59	18.55	19.4	23.72	26.28	27.47	30.03	32.1	35.6	36.52	35.66	36.65	36.08	35.63	36.13	34.08	30.91	29.32	30.35	29.56	26.03	27.32	29 / 33
MAINE	23.25	21.93	18.63	17.54	18.35	22.42	25.28	28.32	28.40	30.28	33.67	34.49	33.66	34.56	34.05	33.62	34.09	32.39	29.22	27.72	28.70	27.95	24.62	25.83	28 / 31
INTERNAL_HUB	25	23.55	19.89	18.84	19.7	24.09	27.15	27.46	30.5	32.54	36.56	37.1	36.18	37.45	37.16	36.58	36.79	36.63	31.38	29.77	30.82	30.01	26.44	27.74	30 / 33
DA Load (GW)	11.1	10.9	11.2	11.2	11.4	11.3	12.0	13.9	14.8	15.6	15.7	16.0	16.1	16.1	16.0	16.0	16.0	15.7	15.6	15.5	15.6	14.8	13.2	11.5	



Preliminary Real-Time Prices with Forecasted and Actual System Load

	HE1	HE2	HE3	HE4	HE5	HE6	HE7	HE8	HE9	HE10	HE11	HE12	HE13	HE14	HE15	HE16	HE17	HE18	HE19	HE20	HE21	HE22	HE23	HE24	avg all/peak
CONNECTICUT	24.66	26.85	25.21	20.52	7.49	25.01	18.40	27.36	32.07	32.48	33.97	37.72	37.50	31.00	30.60	31.80	37.26	31.43	30.20	29.08	29.77	29.45	28.17	27.60	29 / 32
NEMASSBOST	24.23	26.41	24.8	20.18	7.38	24.71	18.2	26.65	31	30.93	32.07	35.68	35.57	29.41	29.01	30.06	34.95	29.43	28.6	27.66	28.32	28.01	27	26.52	27 / 30
NEWHAMPSHIRE	23.9	26.07	24.51	19.96	7.29	24.43	18.05	26.4	30.65	30.51	31.65	35.17	34.96	28.91	28.52	29.56	34.42	28.99	28.22	27.29	27.93	27.62	26.68	26.24	27 / 30
MAINE	24.09	26.28	24.61	20.02	7.30	24.81	18.14	26.32	30.45	29.99	30.89	34.30	33.92	28.03	27.75	28.87	33.73	28.32	27.66	26.84	27.47	27.16	26.58	26.28	29 / 29
INTERNAL_HUB	24.29	26.53	24.93	20.3	7.41	24.81	18.28	26.82	31.26	31.27	32.47	36.04	35.88	29.66	29.27	30.38	35.34	29.78	28.89	27.94	28.6	28.29	27.26	26.74	28 / 31
Forecast	11.12	10.49	10.21	10.06	10.23	10.92	12.57	14.23	15.26	15.96	16.49	16.74	16.94	16.90	16.76	16.60	16.54	16.46	16.11	15.78	15.80	15.28	13.80	12.25	14 / 16
(RT) - (DA Load)	0.15	0.39	0.22	0.13	0.18	0.56	0.95	0.00	0.16	0.11	0.67	0.71	0.68	0.76	0.75	0.63	0.55	0.73	0.44	0.12	0.01	0.29	0.43	0.66	



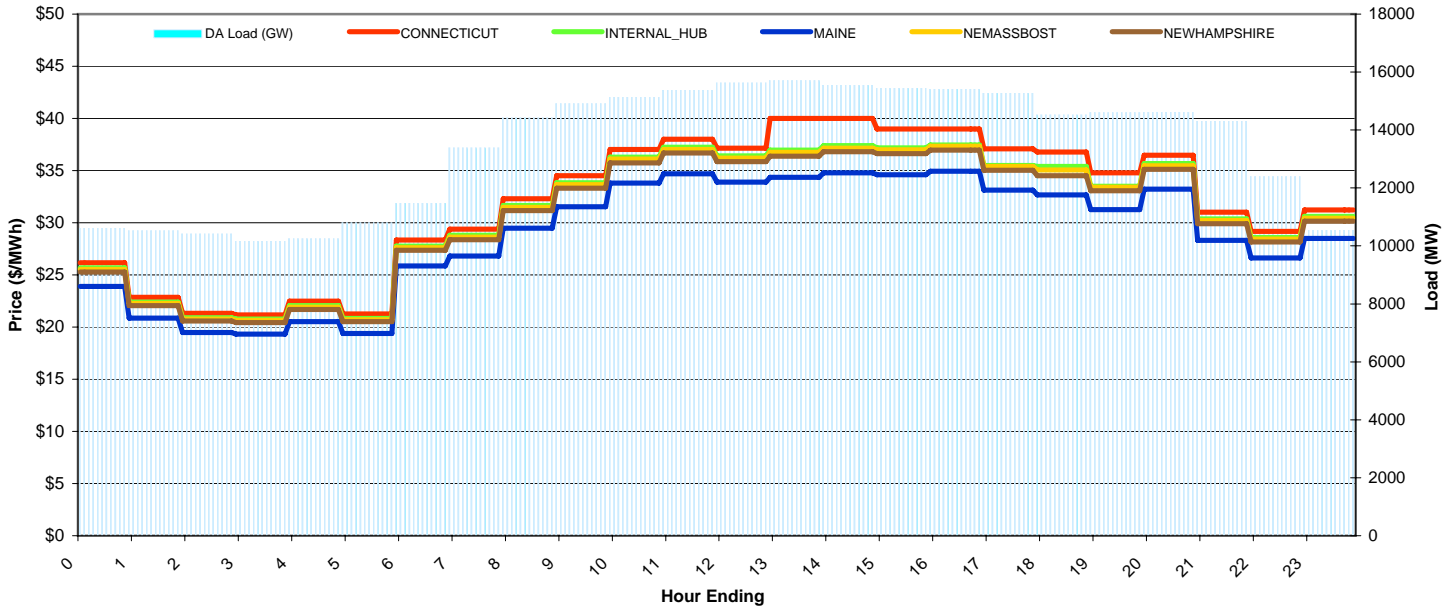
ISO-NE Daily Report

Thursday July 09, 2009

Price Color Codes: <=0 >=100 >=200

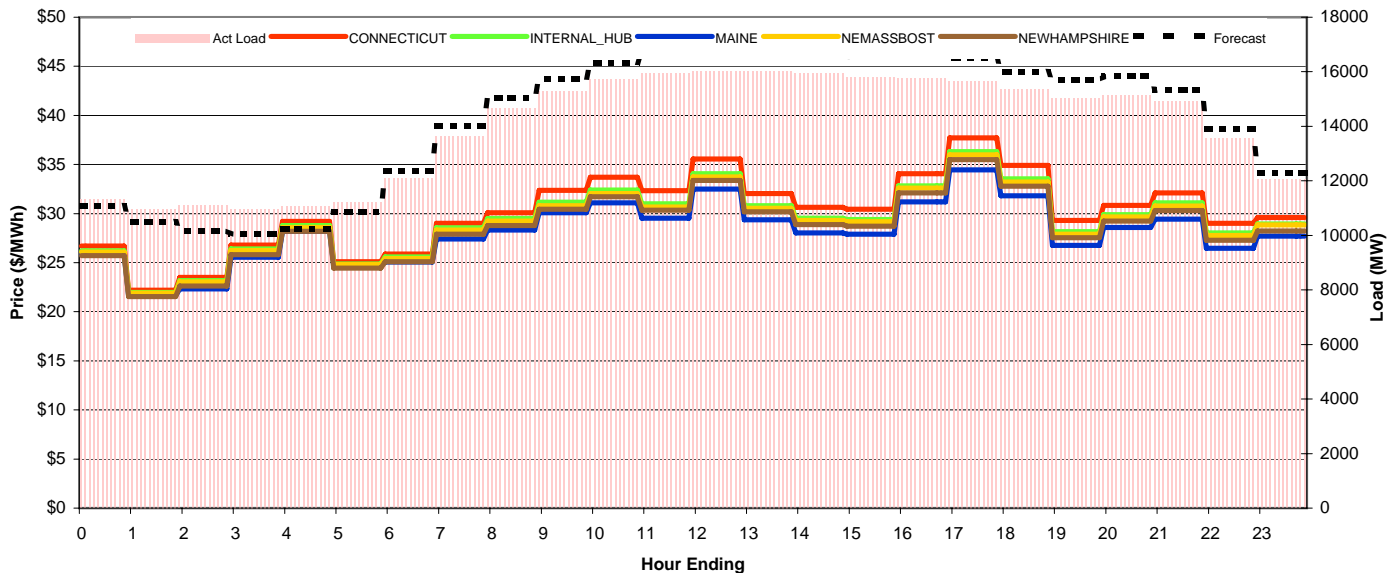
Day-Ahead Prices and Cleared Load

	HE1	HE2	HE3	HE4	HE5	HE6	HE7	HE8	HE9	HE10	HE11	HE12	HE13	HE14	HE15	HE16	HE17	HE18	HE19	HE20	HE21	HE22	HE23	HE24	avg all/peak
CONNECTICUT	26.18	22.84	21.33	21.18	22.49	21.25	28.33	29.38	32.29	34.52	37.03	38.00	37.14	40.00	40.00	39.00	39.00	37.08	36.78	34.77	36.48	31.00	29.18	31.23	32 / 36
NEMASSBOST	25.52	22.26	20.78	20.64	21.91	20.71	27.61	28.63	31.47	33.64	36.09	37.03	36.2	36.74	37.16	36.98	37.34	35.41	35.07	33.39	35.47	30.21	28.44	30.44	31 / 34
NEWHAMPSHIRE	25.27	22.05	20.58	20.44	21.7	20.52	27.35	28.36	31.17	33.32	35.74	36.68	35.85	36.38	36.8	36.62	36.97	35.04	34.52	33.06	35.13	29.92	28.16	30.14	30 / 34
MAINE	23.90	20.85	19.47	19.33	20.53	19.40	25.86	26.82	29.47	31.53	33.80	34.69	33.90	34.37	34.77	34.61	34.95	33.13	32.67	31.26	33.22	28.30	26.63	28.51	29 / 32
INTERNAL_HUB	25.66	22.39	20.9	20.76	22.04	20.83	27.77	28.8	31.65	33.83	36.29	37.25	36.41	36.96	37.38	37.19	37.45	35.49	35.4	33.5	35.66	30.38	28.6	30.61	31 / 35
DA Load (GW)	10.6	10.5	10.4	10.2	10.3	10.8	11.5	13.4	14.4	14.9	15.1	15.4	15.6	15.7	15.5	15.5	15.4	15.3	14.5	14.6	14.6	14.3	12.4	10.5	



Preliminary Real-Time Prices with Forecasted and Actual System Load

	HE1	HE2	HE3	HE4	HE5	HE6	HE7	HE8	HE9	HE10	HE11	HE12	HE13	HE14	HE15	HE16	HE17	HE18	HE19	HE20	HE21	HE22	HE23	HE24	avg all/peak
CONNECTICUT	26.71	22.21	23.49	26.80	29.19	25.10	25.88	29.02	30.08	32.36	33.69	32.32	35.55	32.03	30.64	30.45	34.05	37.70	34.90	29.30	30.84	32.10	29.01	29.59	30 / 32
NEMASSBOST	26.08	21.89	23.05	26.24	28.57	24.79	25.44	28.34	29.23	30.8	32.05	30.67	33.74	30.54	29.29	29.16	32.58	36	33.22	27.89	29.66	30.78	27.76	28.83	29 / 31
NEWHAMPSHIRE	25.72	21.54	22.63	25.8	28.19	24.43	25.09	27.89	28.77	30.45	31.7	30.34	33.38	30.19	28.88	28.73	32.1	35.48	32.78	27.54	29.23	30.3	27.28	28.24	29 / 30
MAINE	25.88	21.65	22.34	25.54	28.21	24.80	25.08	27.42	28.34	30.09	31.10	29.53	32.51	29.38	28.04	27.90	31.19	34.46	31.80	26.76	28.59	29.42	26.46	27.69	31 / 30
INTERNAL_HUB	26.2	21.96	23.19	26.41	28.77	24.88	25.58	28.56	29.5	31.15	32.4	31	34.07	30.8	29.53	29.39	32.83	36.31	33.54	28.17	29.9	31.08	28.03	28.94	29 / 31
Forecast	11.09	10.50	10.16	10.04	10.23	10.87	12.37	14.01	15.04	15.75	16.33	16.72	16.84	16.91	16.75	16.57	16.61	16.51	15.99	15.70	15.83	15.33	13.91	12.30	14 / 16
(RT) - (DA Load)	0.72	0.45	0.68	0.82	0.80	0.43	0.61	0.24	0.25	0.38	0.59	0.58	0.38	0.33	0.39	0.34	0.35	0.40	0.84	0.43	0.52	0.61	1.16	1.53	



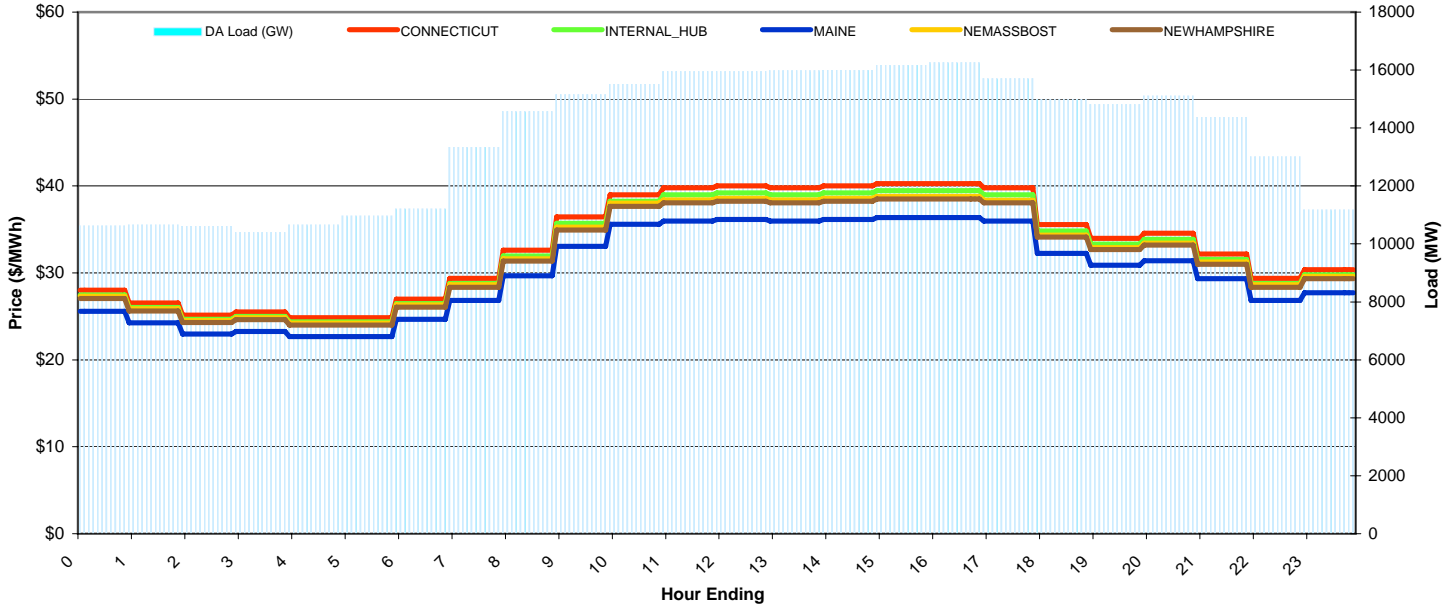
ISO-NE Daily Report

Friday July 10, 2009

Price Color Codes: <=0 >=100 >=200

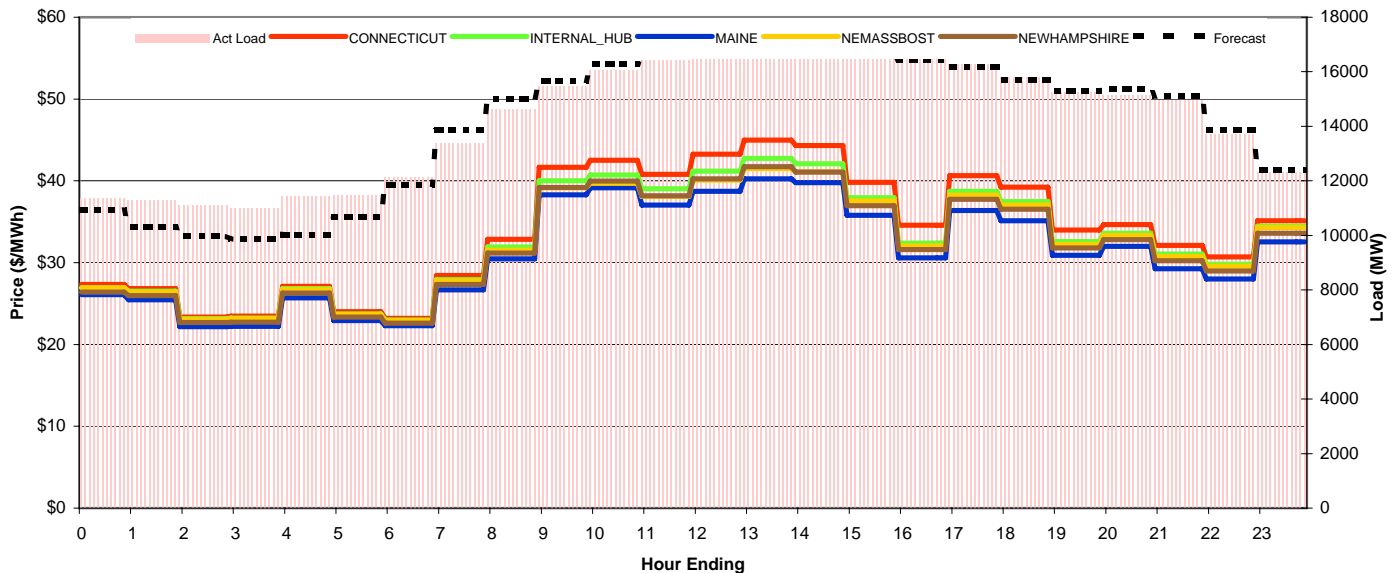
Day-Ahead Prices and Cleared Load

	HE1	HE2	HE3	HE4	HE5	HE6	HE7	HE8	HE9	HE10	HE11	HE12	HE13	HE14	HE15	HE16	HE17	HE18	HE19	HE20	HE21	HE22	HE23	HE24	avg all/peak
CONNECTICUT	28.03	26.55	25.15	25.50	24.86	24.86	27.00	29.38	32.60	36.45	39.00	39.80	40.00	39.80	40.00	40.27	40.27	39.80	35.56	33.99	34.57	32.19	29.38	30.37	33 / 36
NEMASSBOST	27.32	25.88	24.51	24.85	24.23	24.23	26.31	28.63	31.63	35.25	38.01	38.38	38.57	38.38	38.57	38.8	38.8	38.37	34.33	32.9	33.43	31.26	28.63	29.6	32 / 35
NEWHAMPSHIRE	27.06	25.63	24.28	24.61	24	24	26.06	28.36	31.38	34.95	37.65	38.05	38.24	38.05	38.24	38.49	38.49	38.05	34.12	32.67	33.21	31	28.36	29.32	32 / 35
MAINE	25.59	24.24	22.96	23.28	22.69	22.69	24.65	26.82	29.67	33.04	35.61	35.97	36.15	35.97	36.15	36.38	36.38	35.97	32.26	30.89	31.40	29.32	26.82	27.73	30 / 33
INTERNAL_HUB	27.47	26.03	24.65	24.99	24.37	24.37	26.46	28.8	31.95	35.72	38.23	38.99	39.19	38.99	39.19	39.45	39.45	38.99	34.84	33.31	33.88	31.55	28.8	29.77	32 / 36
DA Load (GW)	10.6	10.7	10.6	10.4	10.7	11.0	11.2	13.3	14.6	15.1	15.5	16.0	15.9	16.0	16.0	16.2	16.3	15.7	15.0	14.8	15.1	14.4	13.0	11.2	



Preliminary Real-Time Prices with Forecasted and Actual System Load

	HE1	HE2	HE3	HE4	HE5	HE6	HE7	HE8	HE9	HE10	HE11	HE12	HE13	HE14	HE15	HE16	HE17	HE18	HE19	HE20	HE21	HE22	HE23	HE24	avg all/peak
CONNECTICUT	27.34	26.84	23.37	23.46	27.12	24.01	23.19	28.45	32.85	41.66	42.52	40.80	43.25	44.99	44.30	39.81	34.59	40.62	39.24	34.00	34.64	32.10	30.72	35.14	34 / 38
NEMASSBOST	26.91	26.42	23.08	23.14	26.7	23.65	22.93	27.76	31.52	39.17	39.7	38.1	40.08	41.51	41.1	37.53	32.05	38.26	37.05	32.23	33.31	30.73	29.57	34.29	32 / 36
NEWHAMPSHIRE	26.39	25.96	22.69	22.74	26.28	23.34	22.61	27.34	31.19	39.18	39.96	38.19	40.25	41.73	41.07	36.98	31.61	37.74	36.52	31.8	32.81	30.24	28.98	33.61	32 / 35
MAINE	26.09	25.46	22.19	22.22	25.69	88.00	22.28	26.67	30.47	38.28	39.14	37.03	38.73	40.25	39.76	35.79	30.58	36.39	35.12	30.90	31.99	29.24	28.01	32.54	34 / 34
INTERNAL_HUB	26.96	26.53	23.17	23.25	26.85	23.75	23	27.91	31.92	40	40.72	39.02	41.18	42.74	42.1	37.94	32.38	38.71	37.49	32.58	33.61	31.05	29.82	34.46	33 / 36
Forecast	10.93	10.30	9.97	9.86	10.02	10.67	11.86	13.86	15.00	15.68	16.28	16.61	16.77	16.83	16.77	16.63	16.44	16.17	15.69	15.28	15.37	15.11	13.88	12.41	14 / 16
(RT) - (DA Load)	0.72	0.62	0.49	0.62	0.79	0.51	0.93	0.03	0.05	0.33	0.55	0.45	0.55	0.59	0.55	0.33	0.20	0.58	0.80	0.42	0.03	0.56	0.69	1.13	



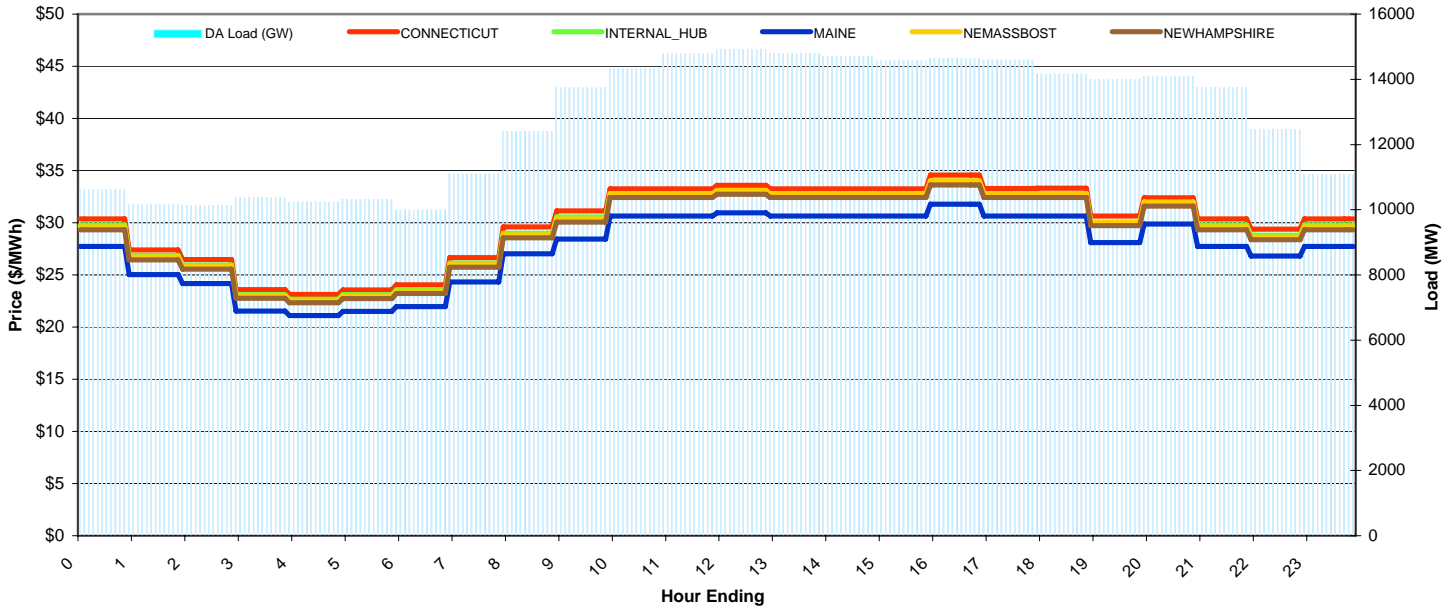
ISO-NE Daily Report

Saturday July 11, 2009

Price Color Codes: <=0 >=100 >=200

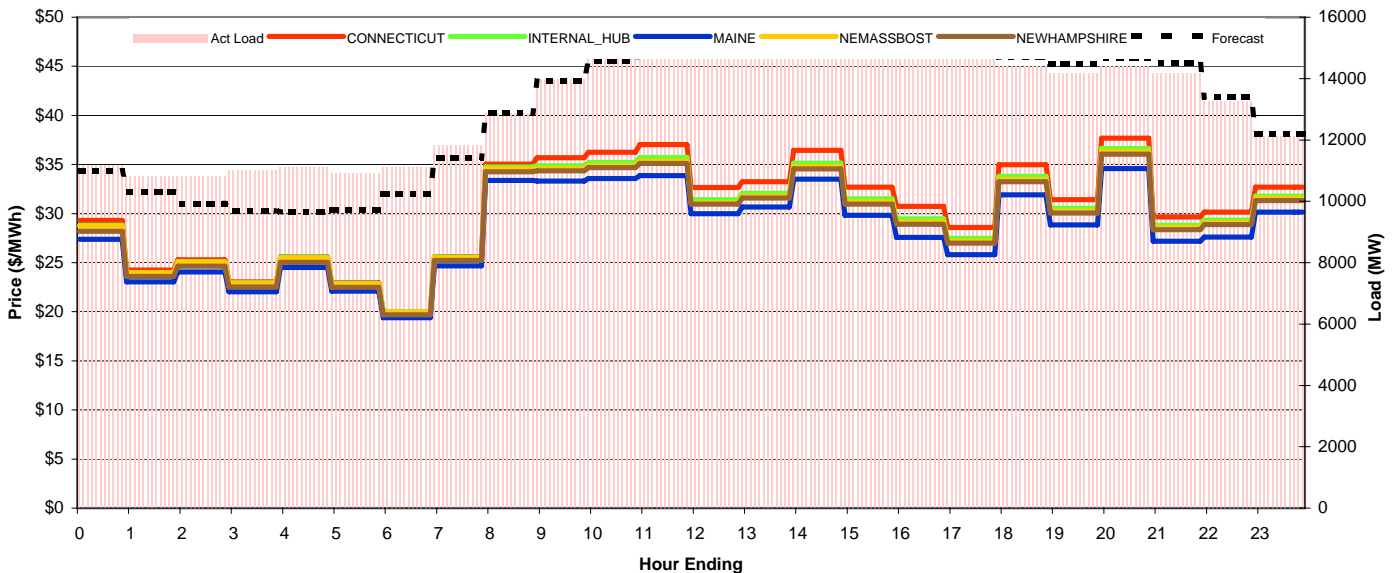
Day-Ahead Prices and Cleared Load

	HE1	HE2	HE3	HE4	HE5	HE6	HE7	HE8	HE9	HE10	HE11	HE12	HE13	HE14	HE15	HE16	HE17	HE18	HE19	HE20	HE21	HE22	HE23	HE24	avg all/peak
CONNECTICUT	30.37	27.40	26.48	23.58	23.12	23.56	24.04	26.67	29.59	31.15	33.25	33.25	33.58	33.25	33.25	33.25	34.57	33.27	33.31	30.63	32.39	30.37	29.38	30.37	30 / 32
NEMASSBOST	29.6	26.71	25.81	22.98	22.53	22.96	23.43	25.99	28.83	30.36	32.8	32.8	33.11	32.8	32.8	32.8	34.01	32.8	32.79	30.03	32	29.6	28.63	29.6	29 / 31
NEWHAMPSHIRE	29.32	26.45	25.56	22.76	22.32	22.74	23.21	25.74	28.56	30.07	32.41	32.41	32.72	32.41	32.41	32.41	33.63	32.41	32.41	29.71	31.61	29.32	28.36	29.32	29 / 31
MAINE	27.72	25.02	24.17	21.52	21.10	21.51	21.95	24.34	27.01	28.44	30.65	30.65	30.94	30.65	30.65	30.65	31.79	30.65	30.65	28.09	29.88	27.72	26.82	27.72	28 / 29
INTERNAL_HUB	29.77	26.86	25.96	23.11	22.66	23.09	23.57	26.14	29	30.54	32.73	32.73	33.05	32.73	32.73	32.73	34	32.66	32.69	30.04	31.81	29.77	28.8	29.77	29 / 31
DA Load (GW)	10.6	10.2	10.1	10.4	10.2	10.3	10.0	11.1	12.4	13.7	14.3	14.8	14.9	14.8	14.7	14.6	14.6	14.6	14.2	14.0	14.1	13.8	12.5	11.1	



Preliminary Real-Time Prices with Forecasted and Actual System Load

	HE1	HE2	HE3	HE4	HE5	HE6	HE7	HE8	HE9	HE10	HE11	HE12	HE13	HE14	HE15	HE16	HE17	HE18	HE19	HE20	HE21	HE22	HE23	HE24	avg all/peak
CONNECTICUT	29.30	24.25	25.30	23.05	25.60	22.94	20.00	25.62	35.05	35.70	36.24	37.04	32.67	33.26	36.43	32.70	30.73	28.58	34.96	31.43	37.68	29.65	30.16	32.68	30 / 33
NEMASSBOST	28.71	23.99	25.07	22.91	25.47	22.83	19.97	25.53	34.57	34.57	34.86	35.32	31.11	31.77	34.79	31.18	29.14	27.19	33.49	30.25	36.3	28.57	29.09	31.55	30 / 32
NEWHAMPSHIRE	28.18	23.59	24.65	22.52	25.03	22.49	19.7	25.22	34.25	34.36	34.69	35.12	30.95	31.57	34.55	30.95	28.9	27	33.24	30.05	36.04	28.35	28.88	31.33	29 / 32
MAINE	27.37	23.03	24.05	22.03	24.50	22.00	19.39	24.66	33.37	33.31	33.56	33.88	30.00	30.67	33.52	29.84	27.57	25.82	31.91	28.83	34.57	27.17	27.60	30.14	31 / 30
INTERNAL_HUB	28.82	23.97	25.1	22.96	25.54	22.88	20	25.58	34.73	34.86	35.2	35.71	31.42	32.08	35.15	31.51	29.48	27.47	33.8	30.54	36.63	28.8	29.34	31.79	30 / 32
Forecast	10.99	10.31	9.92	9.70	9.65	9.73	10.23	11.42	12.87	13.91	14.56	14.90	15.09	15.02	15.00	14.91	14.90	14.91	14.71	14.47	14.66	14.51	13.40	12.18	13 / 14
(RT) - (DA Load)	0.56	0.64	0.70	0.62	0.88	0.58	1.12	0.73	0.45	0.22	0.28	0.22	0.16	0.19	0.23	0.28	0.19	0.09	0.25	0.15	0.32	0.42	0.79	1.04	



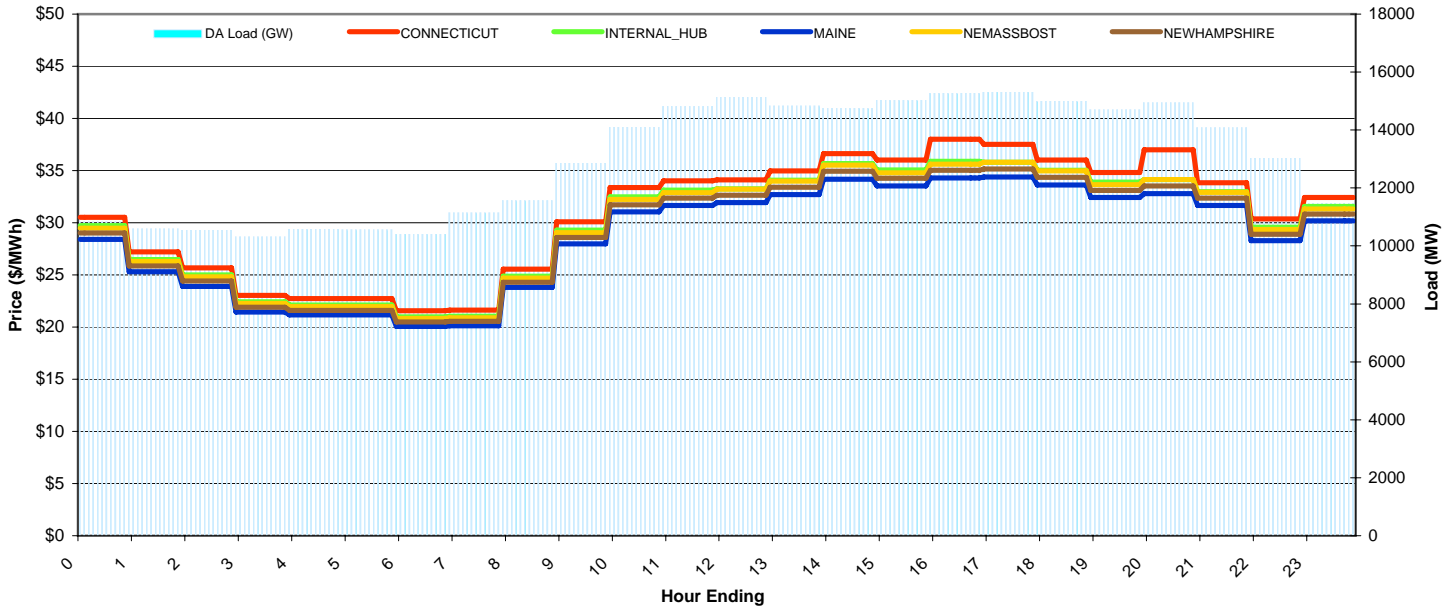
ISO-NE Daily Report

Sunday July 12, 2009

Price Color Codes: <=0 >=100 >=200

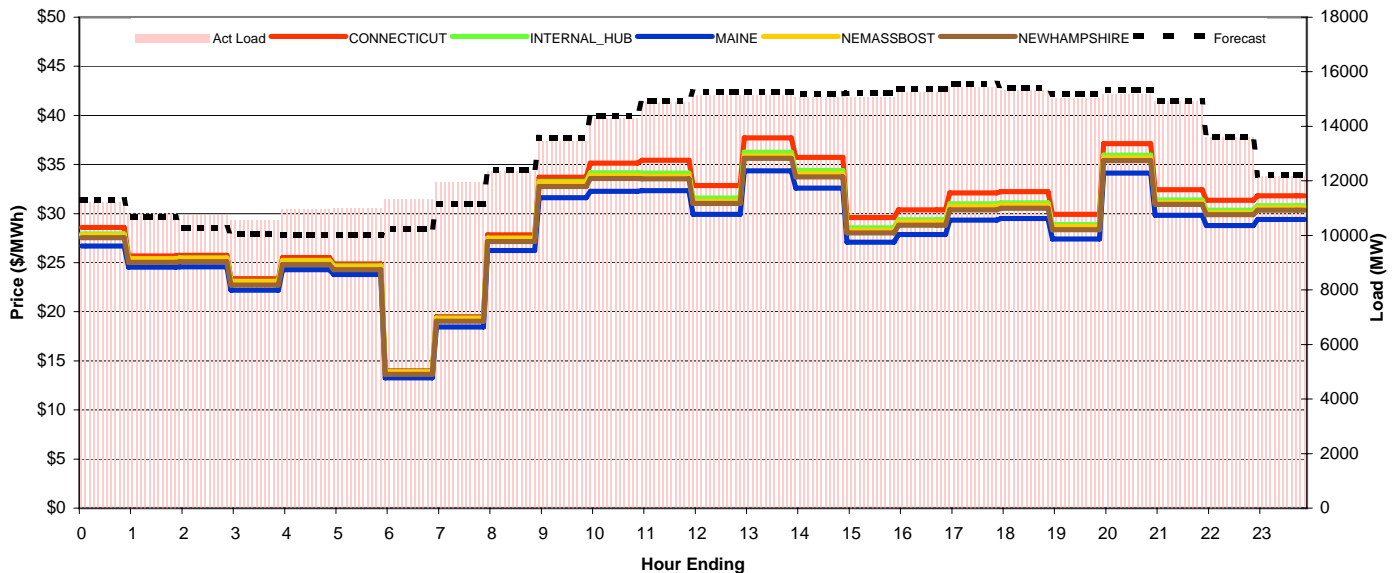
Day-Ahead Prices and Cleared Load

	HE1	HE2	HE3	HE4	HE5	HE6	HE7	HE8	HE9	HE10	HE11	HE12	HE13	HE14	HE15	HE16	HE17	HE18	HE19	HE20	HE21	HE22	HE23	HE24	avg all/peak
CONNECTICUT	30.52	27.20	25.68	23.04	22.73	22.73	21.56	21.62	25.56	30.08	33.36	34.02	34.11	34.98	36.63	36.01	38.00	37.52	36.00	34.82	37.00	33.84	30.38	32.43	31 / 33
NEMASSBOST	29.49	26.29	24.81	22.26	21.96	21.96	20.83	20.89	24.69	29.06	32.23	32.87	33.22	33.98	35.51	34.8	35.61	35.79	34.96	33.64	34.14	32.92	29.35	31.33	30 / 32
NEWHAMPSHIRE	29.02	25.87	24.42	21.91	21.61	21.61	20.5	20.56	24.3	28.6	31.72	32.35	32.64	33.4	34.93	34.25	35.04	35.16	34.36	33.11	33.53	32.36	28.89	30.84	29 / 32
MAINE	28.41	25.32	23.90	21.45	21.16	21.16	20.07	20.12	23.79	27.99	31.05	31.67	31.94	32.69	34.18	33.52	34.29	34.40	33.63	32.41	32.80	31.67	28.28	30.19	29 / 31
INTERNAL_HUB	29.71	26.48	25	22.43	22.13	22.13	20.99	21.04	24.88	29.28	32.48	33.12	33.24	34.08	35.67	35.06	35.88	35.79	35.02	33.89	34.14	32.97	29.57	31.57	30 / 32
DA Load (GW)	10.8	10.6	10.5	10.3	10.6	10.6	10.4	11.1	11.6	12.9	14.1	14.8	15.1	14.8	14.7	15.0	15.3	15.3	15.0	14.7	14.9	14.1	13.0	11.5	



Preliminary Real-Time Prices with Forecasted and Actual System Load

	HE1	HE2	HE3	HE4	HE5	HE6	HE7	HE8	HE9	HE10	HE11	HE12	HE13	HE14	HE15	HE16	HE17	HE18	HE19	HE20	HE21	HE22	HE23	HE24	avg all/peak
CONNECTICUT	28.59	25.67	25.74	23.37	25.53	24.87	13.98	19.50	27.82	33.70	35.15	35.43	32.84	37.70	35.73	29.59	30.39	32.09	32.22	29.92	37.14	32.42	31.34	31.82	30 / 32
NEMASSBOST	27.8	25.38	25.43	23.05	25.16	24.58	13.84	19.31	27.43	33.15	33.87	33.79	31.26	35.89	34.06	28.3	29.13	30.75	30.87	28.67	35.65	31.13	30.09	30.57	29 / 31
NEWHAMPSHIRE	27.55	25.04	25.09	22.72	24.82	24.28	13.64	19.04	27.15	32.76	33.57	33.55	31.04	35.62	33.75	28.02	28.81	30.39	30.54	28.37	35.41	30.93	29.88	30.36	28 / 31
MAINE	26.68	24.53	24.57	22.20	24.28	88.00	13.28	18.46	26.23	31.63	32.27	32.34	29.91	34.35	32.61	27.08	27.87	29.35	29.51	27.40	34.13	29.82	28.77	29.41	30 / 29
INTERNAL_HUB	27.94	25.39	25.48	23.12	25.24	24.66	13.88	19.37	27.51	33.29	34.16	34.13	31.59	36.26	34.39	28.54	29.36	30.99	31.11	28.89	35.96	31.38	30.35	30.81	29 / 31
Forecast	11.30	10.67	10.27	10.05	10.01	10.01	10.23	11.14	12.42	13.59	14.38	14.92	15.26	15.25	15.20	15.21	15.37	15.56	15.41	15.19	15.33	14.92	13.60	12.21	13 / 15
(RT) - (DA Load)	0.36	0.22	0.19	0.23	0.38	0.44	0.93	0.82	0.79	0.60	0.20	0.06	0.01	0.29	0.32	0.07	-0.01	0.14	0.34	0.33	0.22	0.85	0.58	0.68	



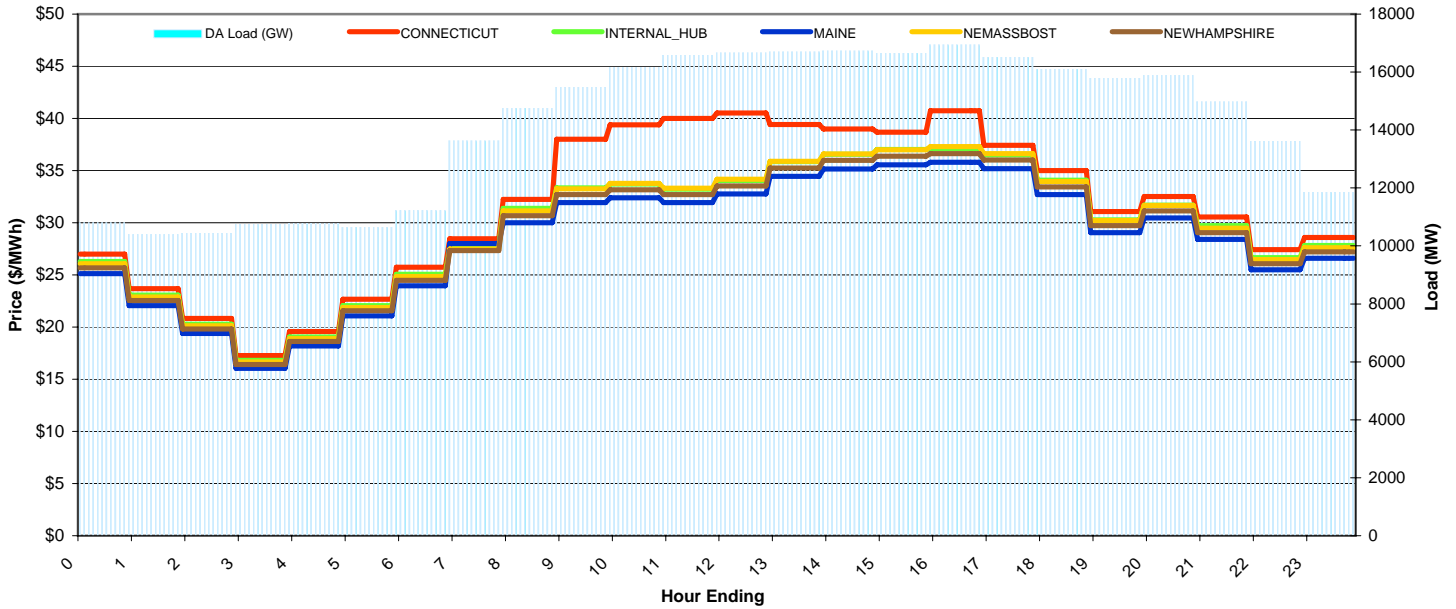
ISO-NE Daily Report

Monday July 13, 2009

Price Color Codes: <=0 >=100 >=200

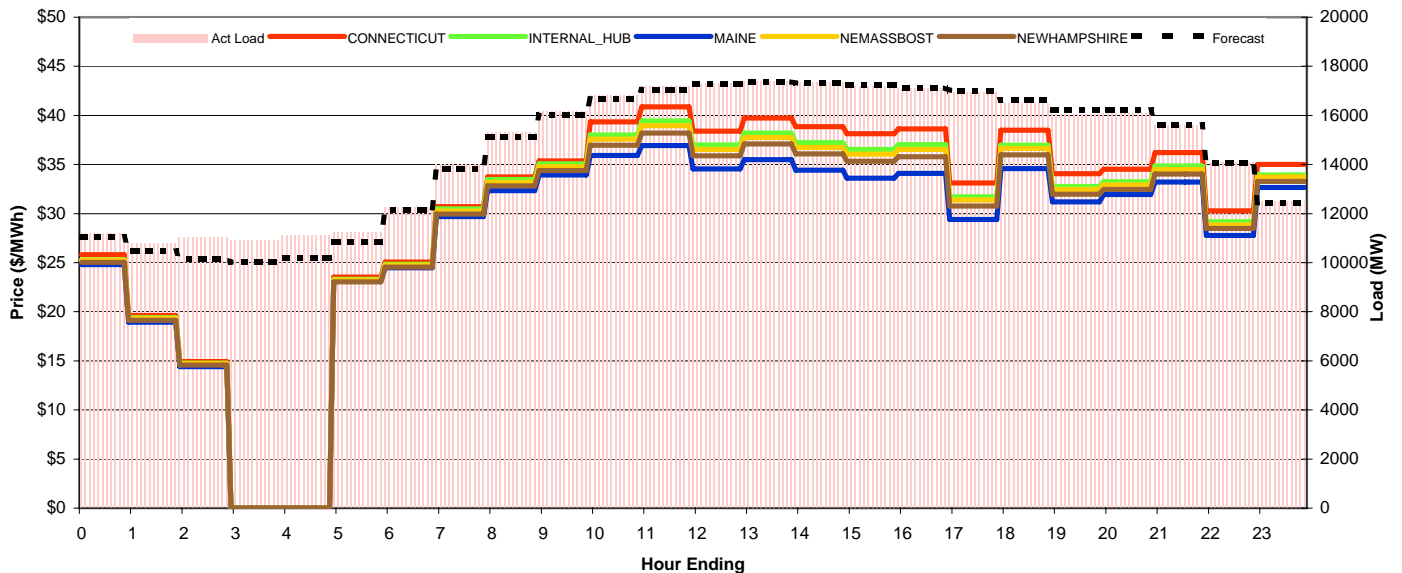
Day-Ahead Prices and Cleared Load

	HE1	HE2	HE3	HE4	HE5	HE6	HE7	HE8	HE9	HE10	HE11	HE12	HE13	HE14	HE15	HE16	HE17	HE18	HE19	HE20	HE21	HE22	HE23	HE24	avg all/peak
CONNECTICUT	27.00	23.69	20.83	17.26	19.57	22.66	25.74	28.48	32.25	38.00	39.38	40.00	40.52	39.41	39.00	38.69	40.73	37.43	35.00	31.07	32.51	30.54	27.41	28.59	31 / 36
NEMASSBOST	26.07	22.88	20.12	16.67	18.89	21.88	24.86	27.5	31.14	33.24	33.76	33.32	34.16	35.88	36.6	37	37.3	36.64	33.97	30.21	31.67	29.49	26.46	27.61	29 / 33
NEWHAMPSHIRE	25.69	22.54	19.82	16.42	18.61	21.55	24.49	27.33	30.68	32.69	33.16	32.71	33.54	35.26	35.97	36.38	36.63	36	33.43	29.72	31.15	29.05	26.07	27.2	29 / 32
MAINE	25.12	22.04	19.38	16.05	18.20	21.07	23.95	28.00	30.00	31.93	32.39	31.94	32.75	34.46	35.15	35.56	35.79	35.19	32.69	29.06	30.45	28.40	25.49	26.60	28 / 32
INTERNAL_HUB	26.28	23.06	20.28	16.8	19.04	22.05	25.05	27.72	31.39	33.33	33.71	33.22	34.05	35.86	36.57	37.01	37.1	36.49	34.08	30.27	31.68	29.72	26.67	27.83	30 / 33
DA Load (GW)	10.8	10.4	10.4	10.8	10.8	10.6	11.2	13.6	14.7	15.5	16.2	16.6	16.7	16.7	16.7	16.9	16.5	16.1	15.8	15.9	15.0	13.6	11.9		



Preliminary Real-Time Prices with Forecasted and Actual System Load

	HE1	HE2	HE3	HE4	HE5	HE6	HE7	HE8	HE9	HE10	HE11	HE12	HE13	HE14	HE15	HE16	HE17	HE18	HE19	HE20	HE21	HE22	HE23	HE24	avg all/peak
CONNECTICUT	25.82	19.62	14.93	0.00	0.00	23.52	25.06	30.72	33.75	35.36	39.33	40.87	38.39	39.73	38.85	38.13	38.63	33.10	38.51	34.06	34.51	36.21	30.29	35.00	30 / 36
NEMASSBOST	25.26	19.34	14.72	0	0	23.23	24.73	30.24	33.18	34.78	37.58	38.94	36.54	37.75	36.75	36.05	36.54	31.38	36.64	32.45	32.92	34.47	28.84	33.72	29 / 35
NEWHAMPSHIRE	25.02	19.12	14.56	0	0	23.04	24.55	29.94	32.82	34.39	36.95	38.21	35.88	37.08	36.07	35.33	35.79	30.77	35.98	31.96	32.48	34.02	28.5	33.27	29 / 34
MAINE	24.81	18.94	14.40	0.00	0.00	23.00	24.49	29.70	32.32	33.92	35.91	36.94	34.54	35.50	34.42	33.62	34.09	29.41	34.59	31.20	31.93	33.21	27.78	32.67	31 / 33
INTERNAL_HUB	25.28	19.38	14.77	0	0	23.31	24.85	30.48	33.48	35.07	38.01	39.43	36.98	38.21	37.22	36.53	37.02	31.73	36.96	32.76	33.24	34.83	29.16	33.94	29 / 35
Forecast	11.05	10.45	10.13	10.01	10.19	10.84	12.16	13.82	15.11	16.00	16.68	17.05	17.29	17.36	17.32	17.24	17.12	17.01	16.61	16.23	16.22	15.60	14.04	12.43	14 / 16
(RT) - (DA Load)	0.40	0.40	0.59	0.17	0.34	0.60	1.02	0.35	0.55	0.68	0.65	0.58	0.62	0.71	0.60	0.55	0.16	0.44	0.39	0.24	0.20	0.61	0.48	0.63	



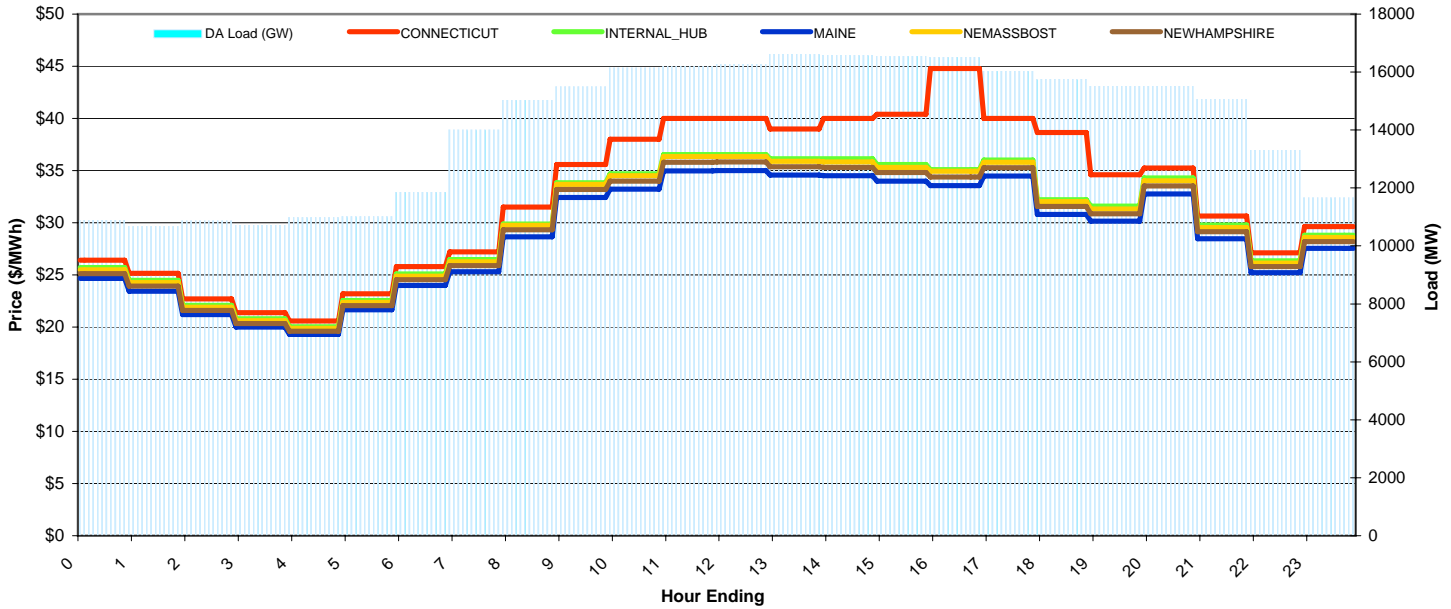
ISO-NE Daily Report

Tuesday July 14, 2009

Price Color Codes: <=0 >=100 >=200

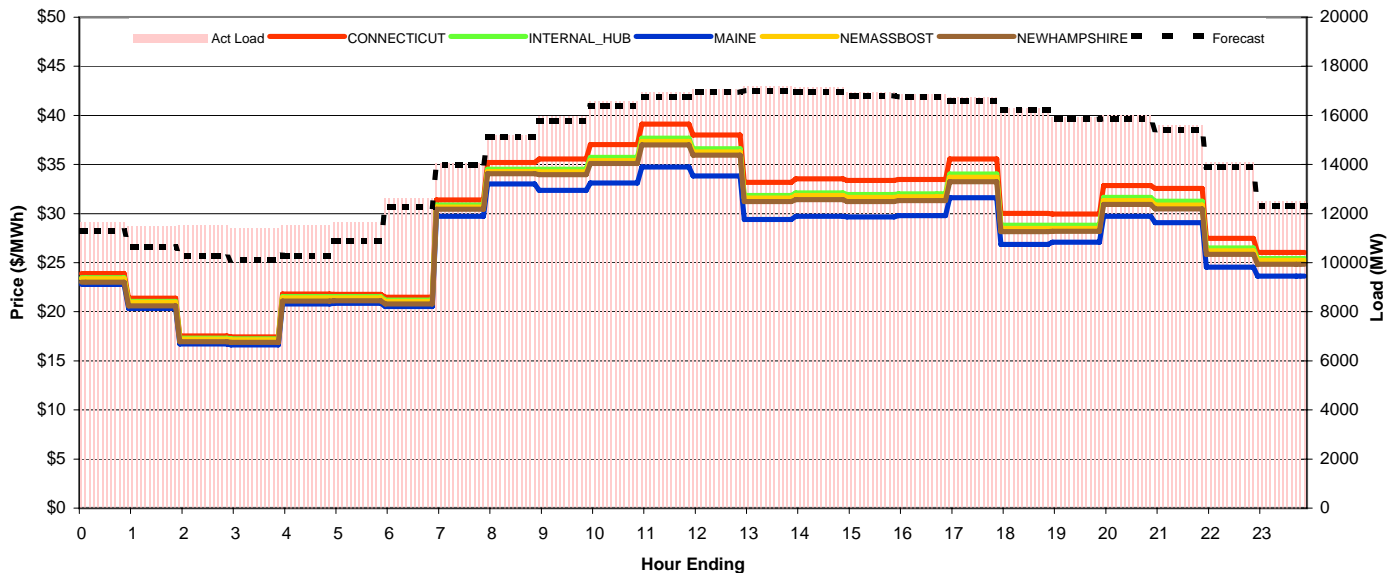
Day-Ahead Prices and Cleared Load

	HE1	HE2	HE3	HE4	HE5	HE6	HE7	HE8	HE9	HE10	HE11	HE12	HE13	HE14	HE15	HE16	HE17	HE18	HE19	HE20	HE21	HE22	HE23	HE24	avg all/peak
CONNECTICUT	26.42	25.16	22.70	21.37	20.59	23.18	25.80	27.21	31.50	35.57	38.00	40.00	40.00	39.00	40.00	40.41	44.79	40.00	38.65	34.59	35.26	30.63	27.11	29.62	32 / 36
NEMASSBOST	25.49	24.27	21.9	20.62	19.87	22.36	24.89	26.25	29.76	33.67	34.5	36.34	36.36	35.89	35.83	35.32	34.94	35.81	32.03	31.32	34.01	29.55	26.15	28.58	30 / 33
NEWHAMPSHIRE	25.13	23.93	21.59	20.33	19.59	22.05	24.55	25.88	29.32	33.19	33.99	35.81	35.82	35.37	35.32	34.81	34.4	35.29	31.55	30.87	33.54	29.14	25.79	28.18	29 / 33
MAINE	24.65	23.43	21.19	19.99	19.29	21.65	23.99	25.30	28.66	32.43	33.21	34.98	35.00	34.56	34.50	33.99	33.57	34.47	30.80	30.15	32.77	28.47	25.20	27.54	29 / 32
INTERNAL_HUB	25.7	24.47	22.08	20.79	20.03	22.54	25.1	26.46	29.89	33.84	34.68	36.54	36.54	36.14	36.12	35.58	35.1	36.01	32.2	31.58	34.29	29.79	26.36	28.81	30 / 33
DA Load (GW)	10.9	10.7	10.9	10.7	11.0	11.0	11.9	14.0	15.0	15.5	16.1	16.2	16.3	16.6	16.6	16.5	16.0	15.7	15.5	15.5	15.1	13.3	11.7		



Preliminary Real-Time Prices with Forecasted and Actual System Load

	HE1	HE2	HE3	HE4	HE5	HE6	HE7	HE8	HE9	HE10	HE11	HE12	HE13	HE14	HE15	HE16	HE17	HE18	HE19	HE20	HE21	HE22	HE23	HE24	avg all/peak
CONNECTICUT	23.89	21.39	17.54	17.45	21.80	21.76	21.47	31.39	35.20	35.56	37.02	39.10	38.00	33.17	33.54	33.37	33.46	35.55	30.03	29.96	32.87	32.55	27.48	26.05	30 / 34
NEMASSBOST	23.38	20.97	17.21	17.13	21.41	21.41	21.06	30.68	34.29	34.27	35.41	37.34	36.27	31.58	31.83	31.64	31.72	33.7	28.5	28.49	31.31	30.88	26.2	25.23	28 / 32
NEWHAMPSHIRE	23.01	20.61	16.95	16.88	21.1	21.11	20.81	30.44	34.07	33.96	35.09	36.99	35.94	31.22	31.42	31.23	31.31	33.26	28.17	28.19	30.92	30.49	25.86	24.83	28 / 32
MAINE	22.77	20.34	16.73	16.61	20.80	20.80	20.52	29.73	33.02	32.38	33.11	34.76	33.84	29.40	29.73	29.67	29.80	31.63	26.87	27.09	29.72	29.07	24.54	23.63	30 / 30
INTERNAL_HUB	23.46	21.05	17.31	17.25	21.55	21.54	21.18	30.87	34.52	34.51	35.72	37.67	36.59	31.86	32.12	31.94	32.02	34.02	28.8	28.8	31.65	31.25	26.5	25.41	29 / 32
Forecast	11.29	10.63	10.27	10.11	10.29	10.87	12.28	13.96	15.11	15.77	16.39	16.76	16.94	17.01	16.93	16.81	16.74	16.60	16.21	15.84	15.87	15.40	13.90	12.32	14 / 16
(RT) - (DA Load)	0.73	0.80	0.65	0.70	0.56	0.64	0.75	0.04	0.18	0.45	0.42	0.75	0.77	0.57	0.55	0.40	0.36	0.68	0.53	0.40	0.49	0.53	0.77	0.85	



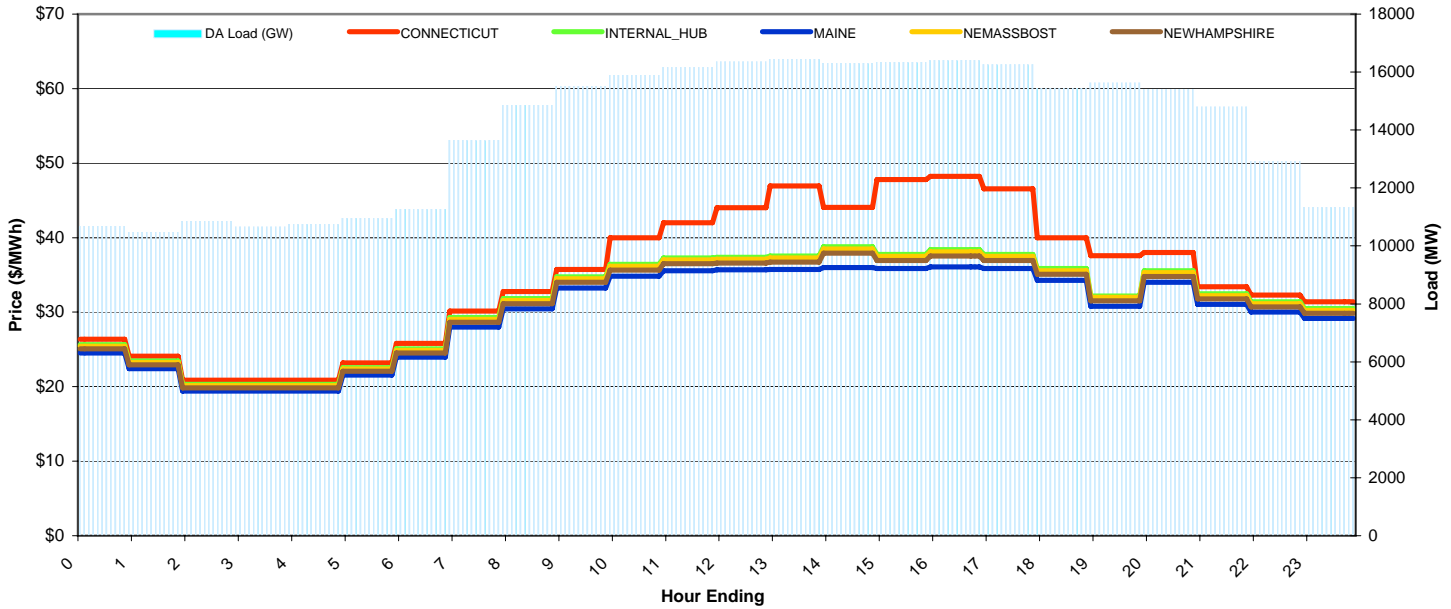
ISO-NE Daily Report

Wednesday July 15, 2009

Price Color Codes: <=0 >=100 >=200

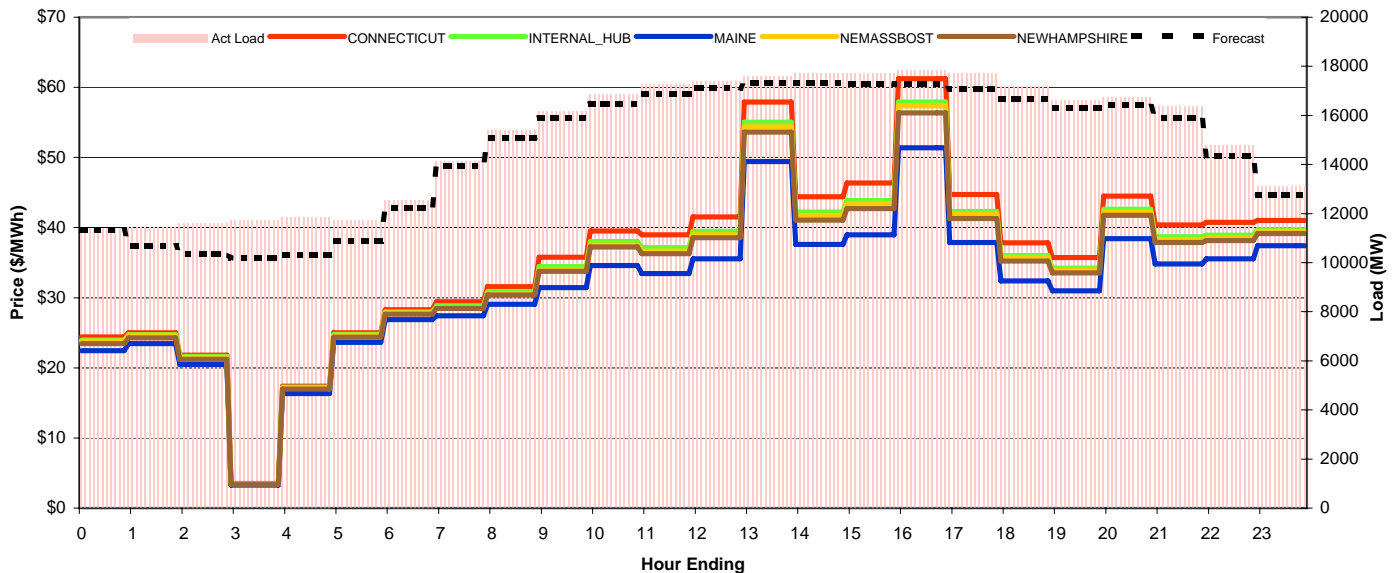
Day-Ahead Prices and Cleared Load

	HE1	HE2	HE3	HE4	HE5	HE6	HE7	HE8	HE9	HE10	HE11	HE12	HE13	HE14	HE15	HE16	HE17	HE18	HE19	HE20	HE21	HE22	HE23	HE24	avg all/peak
CONNECTICUT	26.37	24.11	20.88	20.88	20.88	23.20	25.80	30.13	32.75	35.72	40.00	42.00	44.02	46.96	44.05	47.81	48.21	46.57	40.00	37.56	38.00	33.41	32.30	31.38	35 / 40
NEMASSBOST	25.42	23.24	20.13	20.13	20.13	22.36	24.86	29.04	31.57	34.49	36.15	37.02	37.12	37.26	38.48	37.5	38.11	37.49	35.57	31.99	35.29	32.21	31.13	30.25	31 / 35
NEWHAMPSHIRE	25.08	22.92	19.86	19.86	19.86	22.06	24.53	28.65	31.14	34.01	35.63	36.49	36.57	36.71	37.93	36.94	37.55	36.94	35.07	31.51	34.8	31.77	30.71	29.84	31 / 35
MAINE	24.51	22.40	19.41	19.41	19.41	21.56	23.97	28.00	30.43	33.24	34.81	35.56	35.68	35.75	36.00	35.84	36.08	35.84	34.25	30.77	34.00	31.05	30.02	29.16	30 / 34
INTERNAL_HUB	25.63	23.43	20.3	20.3	20.3	22.55	25.07	29.29	31.83	34.74	36.4	37.29	37.36	37.52	38.78	37.76	38.38	37.75	35.84	32.16	35.56	32.48	31.4	30.5	31 / 35
DA Load (GW)	10.7	10.5	10.8	10.7	10.8	11.0	11.3	13.6	14.9	15.5	15.9	16.2	16.4	16.4	16.3	16.3	16.4	16.3	15.5	15.6	15.4	14.8	12.9	11.3	



Preliminary Real-Time Prices with Forecasted and Actual System Load

	HE1	HE2	HE3	HE4	HE5	HE6	HE7	HE8	HE9	HE10	HE11	HE12	HE13	HE14	HE15	HE16	HE17	HE18	HE19	HE20	HE21	HE22	HE23	HE24	avg all/peak
CONNECTICUT	24.43	25.02	21.81	3.52	17.39	25.00	28.31	29.43	31.58	35.79	39.53	38.99	41.54	57.91	44.39	46.38	61.25	44.73	37.85	35.75	44.49	40.39	40.76	41.03	36 / 42
NEMASSBOST	23.82	24.65	21.48	3.47	17.14	24.65	27.83	28.57	30.51	33.98	37.51	36.66	38.97	54.36	41.7	43.39	57.34	41.92	35.71	33.92	42.2	38.29	38.47	39.48	34 / 40
NEWHAMPSHIRE	23.45	24.27	21.21	3.43	16.96	24.39	27.66	28.47	30.4	33.77	37.24	36.28	38.55	53.63	41.07	42.7	56.36	41.3	35.24	33.56	41.74	37.87	38.13	39.15	34 / 39
MAINE	22.43	23.45	20.49	3.30	16.35	24.78	27.98	28.83	30.88	34.44	38.03	37.15	39.47	55.03	42.19	43.85	57.9	42.28	36.01	34.24	42.6	38.68	38.92	39.68	34 / 40
INTERNAL_HUB	23.94	24.72	21.61	3.49	17.26	24.78	27.98	28.83	30.88	34.44	38.03	37.15	39.47	55.03	42.19	43.85	57.9	42.28	36.01	34.24	42.6	38.68	38.92	39.68	34 / 40
Forecast	11.32	10.68	10.34	10.18	10.30	10.87	12.22	13.92	15.09	15.89	16.48	16.89	17.13	17.32	17.33	17.28	17.26	17.08	16.65	16.28	16.42	15.91	14.36	12.74	15 / 16
(RT) - (DA Load)	0.71	0.94	0.78	1.07	1.10	0.76	1.29	0.49	0.51	0.65	0.94	1.10	1.02	1.15	1.42	1.40	1.44	1.44	1.72	0.99	1.35	1.57	1.85	1.77	



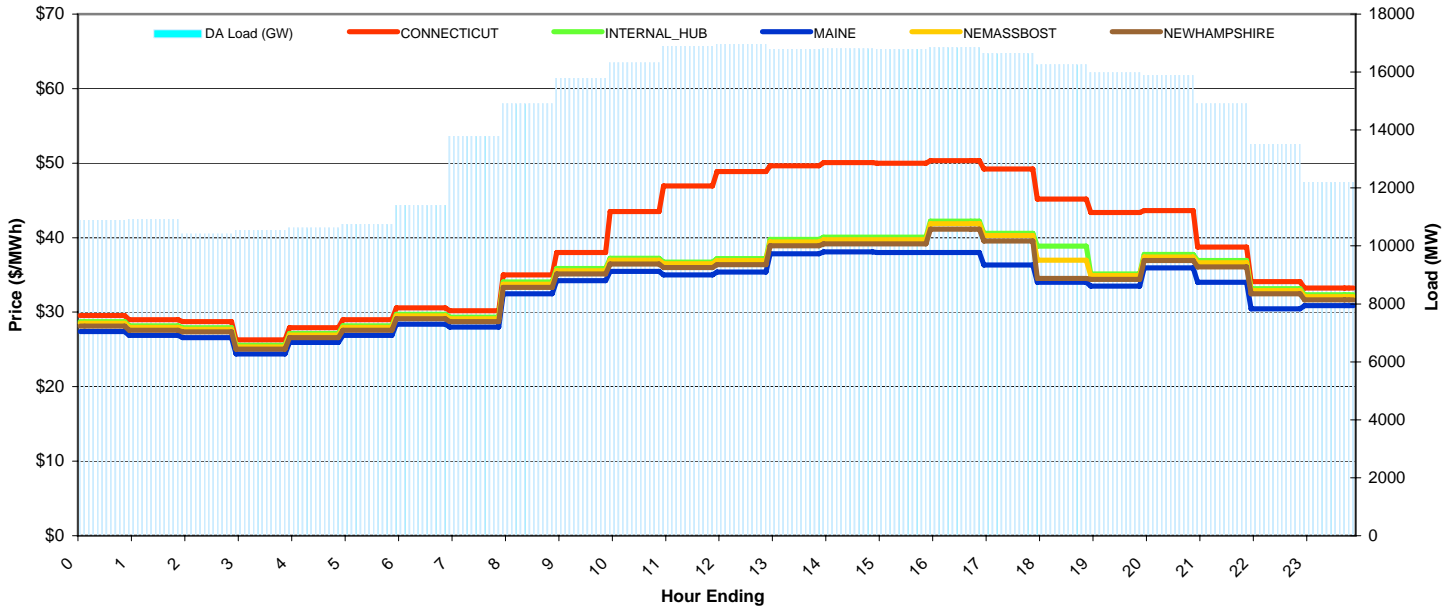
ISO-NE Daily Report

Thursday July 16, 2009

Price Color Codes: <=0 >=100 >=200

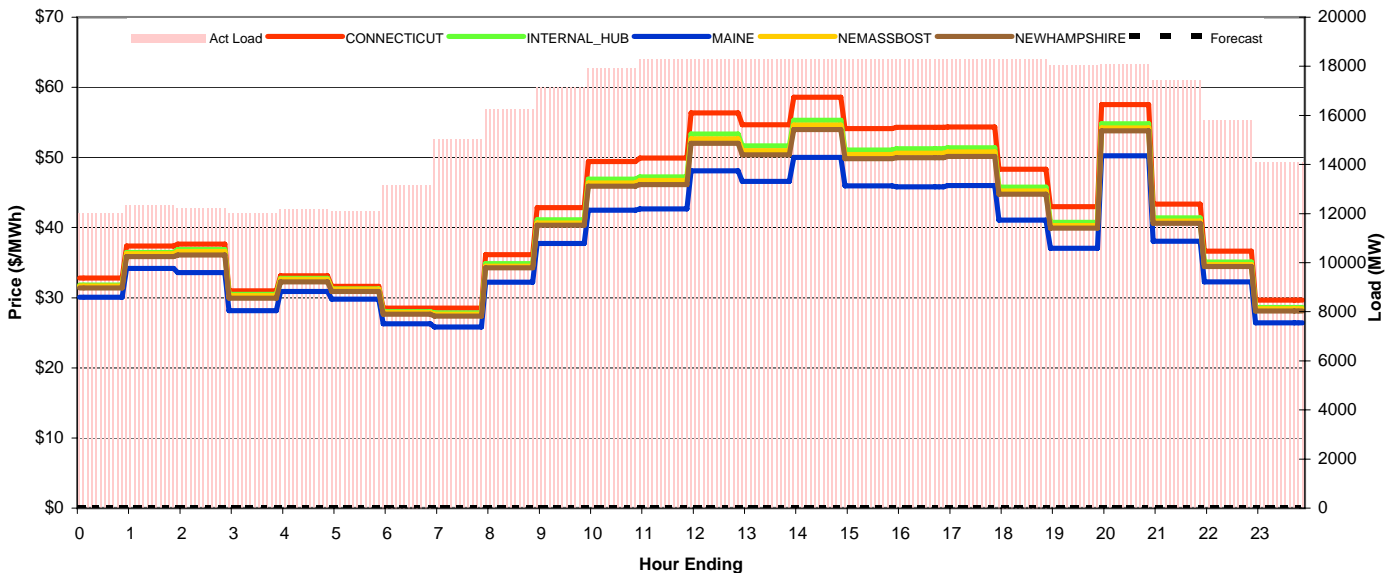
Day-Ahead Prices and Cleared Load

	HE1	HE2	HE3	HE4	HE5	HE6	HE7	HE8	HE9	HE10	HE11	HE12	HE13	HE14	HE15	HE16	HE17	HE18	HE19	HE20	HE21	HE22	HE23	HE24	avg all/peak
CONNECTICUT	29.54	28.97	28.71	26.28	27.93	28.97	30.58	30.17	35.00	38.00	43.50	46.96	48.88	49.64	50.06	50.00	50.35	49.22	45.17	43.38	43.63	38.75	34.10	33.25	39 / 44
NEMASSBOST	28.5	27.94	27.69	25.34	26.94	27.94	29.49	29.1	33.76	35.56	36.97	36.5	36.92	39.43	39.71	39.71	41.87	40.29	36.97	34.9	37.41	36.64	32.89	32.07	34 / 37
NEWHAMPSHIRE	28.14	27.59	27.34	25.02	26.6	27.59	29.12	28.73	33.33	35.11	36.47	35.98	36.39	38.9	39.18	39.17	41.14	39.56	34.51	34.42	36.92	36.07	32.47	31.67	33 / 36
MAINE	27.42	26.89	26.59	24.39	25.92	26.89	28.38	28.00	32.48	34.21	35.49	35.00	35.39	37.84	38.11	38.00	38.00	36.34	34.00	33.50	35.95	34.00	30.44	30.86	32 / 35
INTERNAL_HUB	28.73	28.17	27.92	25.55	27.16	28.17	29.73	29.34	34.04	35.86	37.23	36.72	37.17	39.77	40.06	40.06	42.21	40.6	38.87	35.14	37.73	36.94	33.17	32.34	34 / 37
DA Load (GW)	10.9	10.9	10.4	10.5	10.6	10.7	11.4	13.8	14.9	15.8	16.3	16.9	17.0	16.8	16.8	16.9	16.6	16.3	16.0	15.9	14.9	13.5	12.2		



Preliminary Real-Time Prices with Forecasted and Actual System Load

	HE1	HE2	HE3	HE4	HE5	HE6	HE7	HE8	HE9	HE10	HE11	HE12	HE13	HE14	HE15	HE16	HE17	HE18	HE19	HE20	HE21	HE22	HE23	HE24	avg all/peak
CONNECTICUT	32.81	37.36	37.63	30.99	33.11	31.63	28.51	28.53	36.14	42.85	49.41	49.91	56.37	54.66	58.60	54.12	54.29	54.37	48.34	43.00	57.56	43.34	36.64	29.67	43 / 48
NEMASSBOST	31.66	36.29	36.61	30.31	32.61	31.19	27.9	27.66	34.52	40.65	46.34	46.71	52.68	50.99	54.6	50.41	50.62	50.79	45.22	40.28	54.21	40.91	34.71	28.45	41 / 45
NEWHAMPSHIRE	31.38	35.86	36.09	29.92	32.26	30.91	27.65	27.4	34.27	40.33	45.89	46.13	52.03	50.38	53.99	49.82	49.97	50.16	44.78	39.95	53.79	40.62	34.45	28.13	40 / 45
MAINE	30.07	34.18	33.57	28.17	30.88	28.00	26.30	25.81	32.21	37.75	42.47	42.65	48.08	46.57	50.01	45.95	45.81	45.98	41.09	37.05	50.25	38.05	32.25	26.40	40 / 41
INTERNAL_HUB	31.8	36.47	36.89	30.5	32.75	31.28	28.01	27.84	34.85	41.11	46.92	47.25	53.33	51.66	55.32	51.05	51.24	51.39	45.77	40.76	54.8	41.41	35.07	28.63	41 / 46
Forecast	0.00	0.00	0.00	0.00	0.00	0.00	0.00	0.00	0.00	0.00	0.00	0.00	0.00	0.00	0.00	0.00	0.00	0.00	0.00	0.00	0.00	0.00	0.00	0.00	0 / 0
(RT) - (DA Load)	1.12	1.42	1.80	1.48	1.55	1.35	1.75	1.25	1.33	1.34	1.58	1.46	1.39	1.85	1.95	2.00	2.01	2.13	2.14	2.03	2.21	2.53	2.29	1.91	



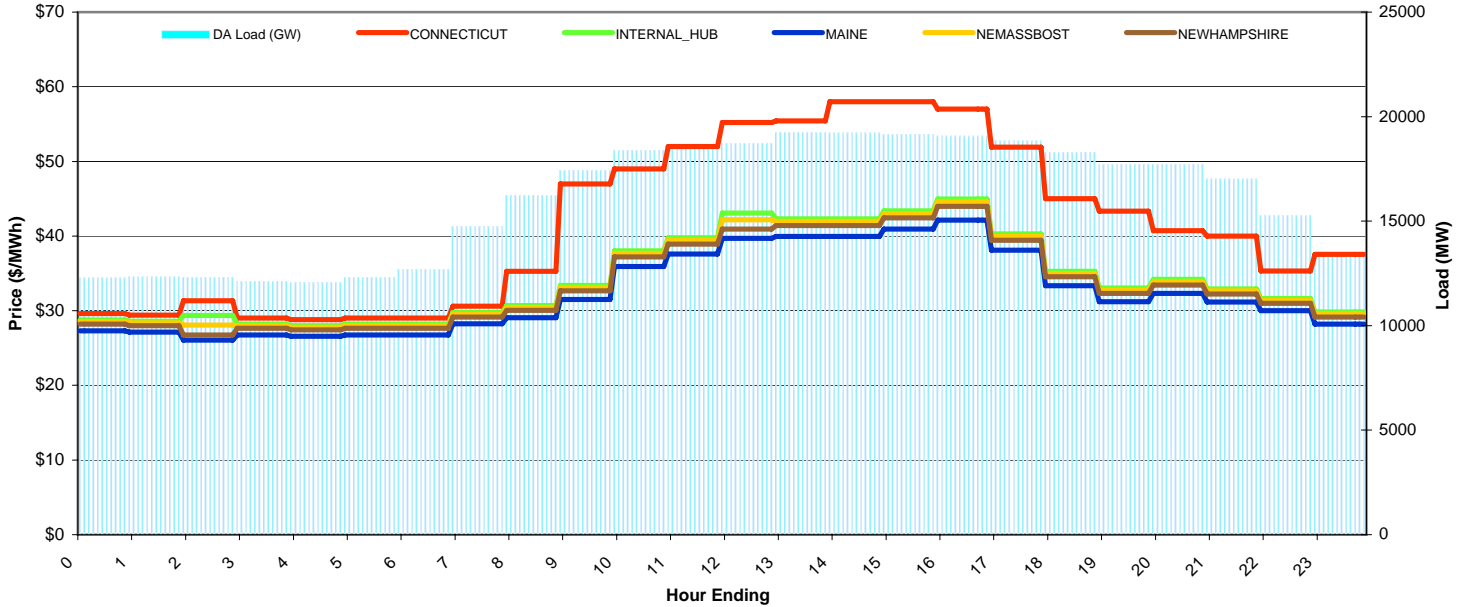
ISO-NE Daily Report

Friday July 17, 2009

Price Color Codes: ≤0 ≥100 ≥200

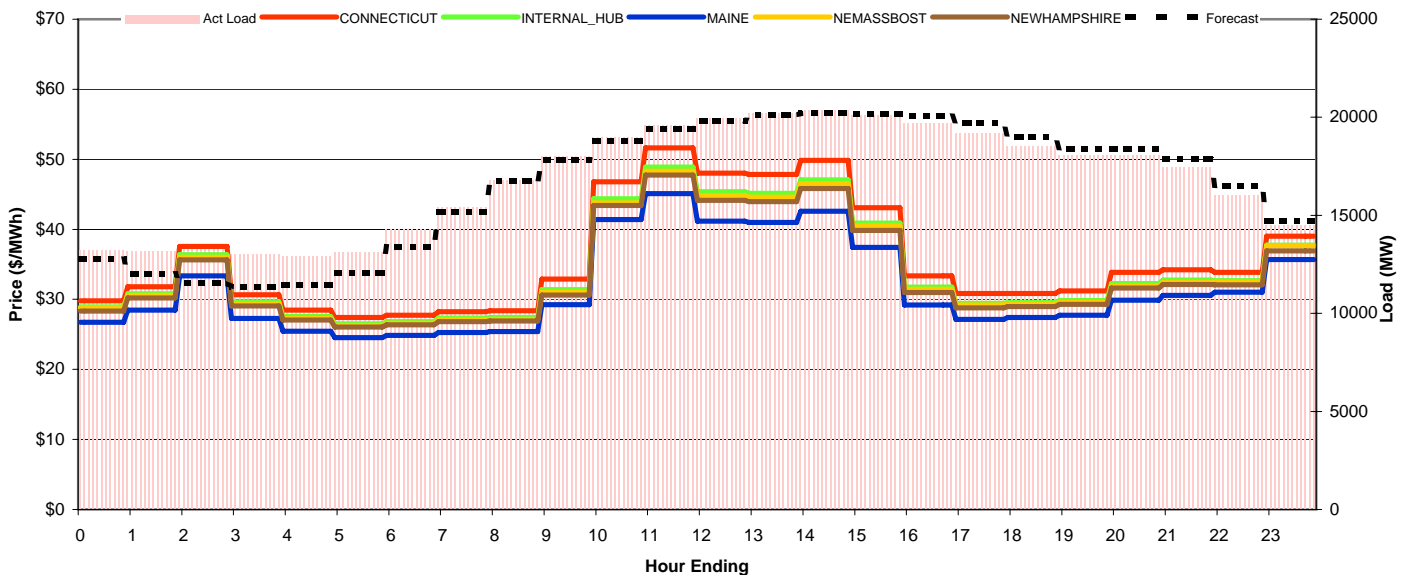
Day-Ahead Prices and Cleared Load

	HE1	HE2	HE3	HE4	HE5	HE6	HE7	HE8	HE9	HE10	HE11	HE12	HE13	HE14	HE15	HE16	HE17	HE18	HE19	HE20	HE21	HE22	HE23	HE24	avg all/peak
CONNECTICUT	29.60	29.41	31.34	29.01	28.79	29.01	29.01	30.62	35.30	46.98	49.00	52.00	55.20	55.41	58.00	58.00	57.00	51.89	45.00	43.33	40.73	40.00	35.31	37.56	42 / 47
NEMASSBOST	28.55	28.36	28.08	27.98	27.77	27.98	27.98	29.52	30.45	33.11	37.7	39.45	42.19	41.96	41.95	43.01	44.58	39.96	34.99	32.75	33.88	32.66	31.39	29.56	34 / 36
MAINE	27.31	27.12	26.07	26.76	26.56	26.76	26.76	28.24	29.07	31.50	35.94	37.59	39.69	39.97	39.94	40.92	42.12	38.09	33.36	31.20	32.34	31.17	29.99	28.19	32 / 35
INTERNAL_HUB	28.78	28.59	29.35	28.2	27.99	28.2	28.2	29.76	30.7	33.41	38.03	39.8	43.1	42.33	42.33	43.4	44.97	40.31	35.29	33.04	34.2	32.94	31.65	29.82	34 / 37
DA Load (GW)	12.3	12.3	12.3	12.1	12.1	12.3	12.7	14.8	16.2	17.4	18.4	18.7	18.7	19.3	19.2	19.2	19.1	18.8	18.3	17.7	17.7	17.0	15.3	13.5	



Preliminary Real-Time Prices with Forecasted and Actual System Load

	HE1	HE2	HE3	HE4	HE5	HE6	HE7	HE8	HE9	HE10	HE11	HE12	HE13	HE14	HE15	HE16	HE17	HE18	HE19	HE20	HE21	HE22	HE23	HE24	avg all/peak
CONNECTICUT	29.78	31.80	37.56	30.64	28.45	27.40	27.73	28.25	28.37	32.91	46.78	51.62	48.01	47.82	49.84	43.09	33.36	30.82	30.86	31.21	33.86	34.24	33.85	39.02	36 / 38
NEMASSBOST	28.79	30.56	36.01	29.35	27.29	26.29	26.59	27.08	27.16	31.02	43.79	48.28	44.78	44.6	46.51	40.48	31.45	29.2	29.33	29.56	31.9	32.41	32.5	37.63	34 / 36
NEWHAMPSHIRE	28.35	30.18	35.62	29.08	27.04	26.06	26.37	26.84	26.9	30.62	43.39	47.76	44.12	43.95	45.83	39.83	30.98	28.8	28.97	29.27	31.6	32.11	32.07	36.92	33 / 35
MAINE	26.72	28.46	33.36	27.28	25.44	24.80	24.87	25.27	25.41	29.22	41.39	45.11	41.16	41.00	42.57	37.41	29.19	27.13	27.40	27.72	29.88	30.57	31.03	35.70	34 / 33
INTERNAL_HUB	28.92	30.8	36.37	29.66	27.55	26.52	26.83	27.33	27.42	31.37	44.37	48.91	45.35	45.16	47.08	40.88	31.74	29.43	29.55	29.85	32.27	32.74	32.67	37.72	34 / 36
Forecast	12.76	12.01	11.55	11.36	11.44	12.06	13.39	15.20	16.76	17.82	18.80	19.41	19.83	20.12	20.20	20.15	20.08	19.69	19.01	18.39	18.36	17.86	16.48	14.71	17 / 19
(RT) - (DA Load)	0.93	0.86	0.96	0.92	0.85	0.84	1.60	0.68	0.57	0.56	0.59	0.92	1.23	0.98	1.12	0.95	0.63	0.32	0.24	0.37	0.36	0.43	0.78	0.98	



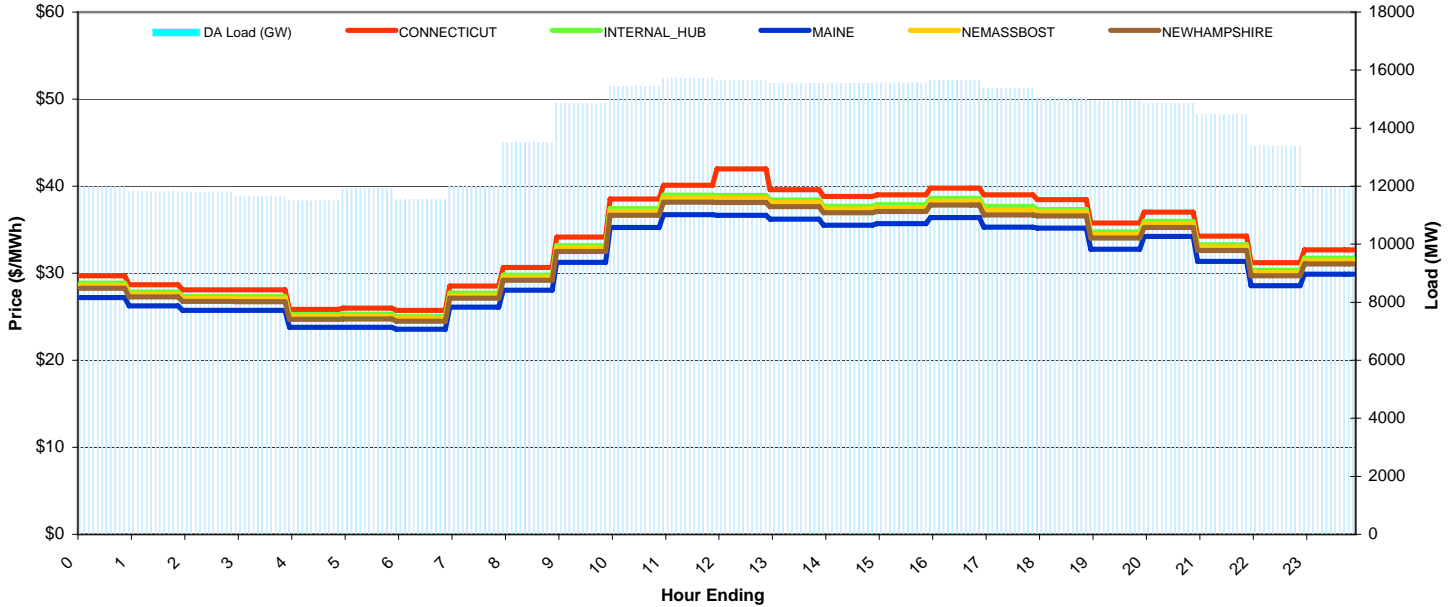
ISO-NE Daily Report

Saturday July 18, 2009

Price Color Codes: <=0 >=100 >=200

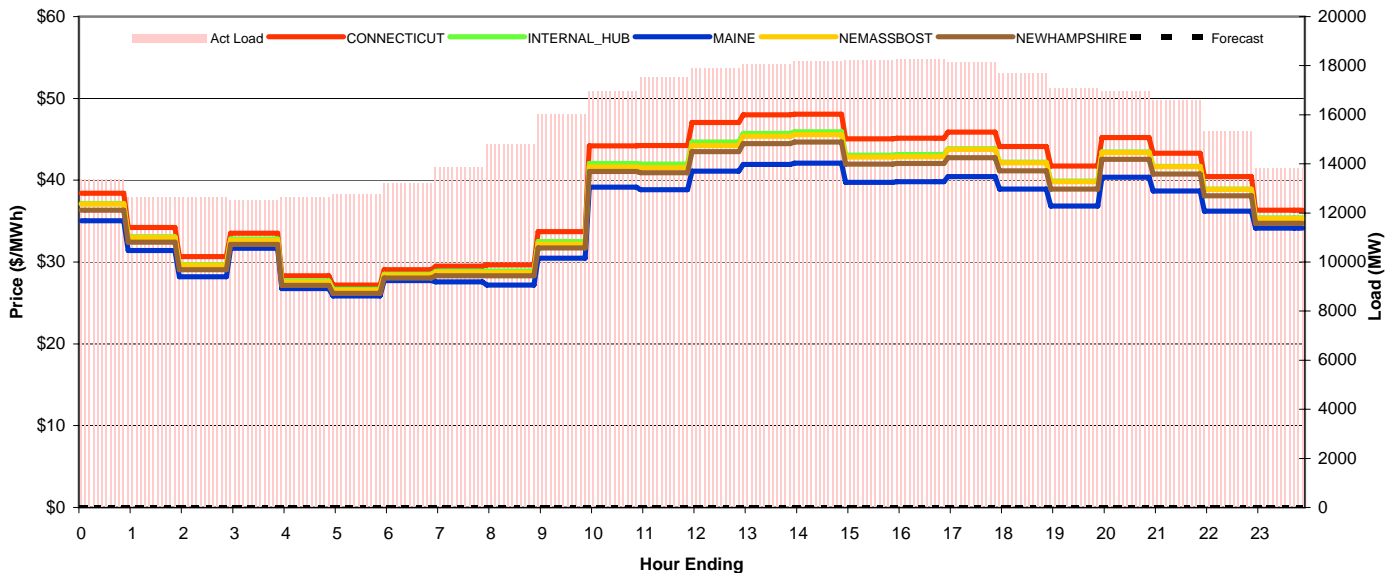
Day-Ahead Prices and Cleared Load

	HE1	HE2	HE3	HE4	HE5	HE6	HE7	HE8	HE9	HE10	HE11	HE12	HE13	HE14	HE15	HE16	HE17	HE18	HE19	HE20	HE21	HE22	HE23	HE24	avg all/peak
CONNECTICUT	29.71	28.68	28.09	28.08	25.84	25.98	25.75	28.54	30.66	34.16	38.54	40.12	42.00	39.58	38.83	39.00	39.77	39.00	38.45	35.78	37.03	34.27	31.23	32.67	34 / 37
NEMASSBOST	28.61	27.62	27.08	27.07	25.03	25.05	24.79	27.48	29.53	32.89	37.11	38.64	38.6	38.11	37.39	37.55	38.29	37.25	37.02	34.45	35.65	33	30.07	31.45	32 / 35
NEWHAMPSHIRE	28.27	27.29	26.75	26.74	24.71	24.74	24.5	27.15	29.18	32.5	36.67	38.18	38.13	37.66	36.95	37.11	37.84	36.68	36.58	34.04	35.24	32.61	29.71	31.08	32 / 35
MAINE	27.19	26.24	25.73	25.72	23.78	23.80	23.56	26.11	28.06	31.26	35.27	36.72	36.65	36.22	35.53	35.69	36.39	35.30	35.19	32.74	34.23	31.36	28.58	29.89	31 / 33
INTERNAL_HUB	28.85	27.84	27.31	27.3	25.26	25.31	25	27.71	29.77	33.17	37.42	38.96	38.92	38.43	37.7	37.87	38.61	37.67	37.33	34.74	35.95	33.27	30.32	31.71	33 / 35
DA Load (GW)	12.0	11.8	11.8	11.7	11.5	11.9	11.5	12.0	13.5	14.8	15.4	15.7	15.6	15.5	15.5	15.6	15.7	15.4	15.1	14.9	14.9	14.5	13.4	12.0	



Preliminary Real-Time Prices with Forecasted and Actual System Load

	HE1	HE2	HE3	HE4	HE5	HE6	HE7	HE8	HE9	HE10	HE11	HE12	HE13	HE14	HE15	HE16	HE17	HE18	HE19	HE20	HE21	HE22	HE23	HE24	avg all/peak
CONNECTICUT	38.42	34.22	30.68	33.52	28.31	27.20	29.08	29.48	29.64	33.72	44.19	44.22	47.05	47.99	48.08	45.06	45.14	45.87	44.13	41.73	45.22	43.31	40.45	36.35	39 / 42
NEMASSBOST	37.06	33.03	29.62	32.65	27.55	26.53	28.4	28.69	28.71	32.2	41.62	41.55	44.23	45.37	45.57	42.81	42.88	43.78	42.13	39.82	43.38	41.65	38.89	35.33	37 / 40
NEWHAMPSHIRE	36.33	32.41	29.07	32.15	27.13	26.18	28.04	28.32	28.3	31.73	41.06	40.93	43.49	44.46	44.65	41.96	42.03	42.75	41.14	38.91	42.54	40.77	38.09	34.72	37 / 39
MAINE	35.06	31.42	28.20	31.70	26.75	26.75	27.59	27.59	27.20	30.46	39.15	38.84	41.12	41.93	42.07	39.74	39.80	40.44	38.93	36.85	40.38	38.69	36.20	34.14	38 / 37
INTERNAL_HUB	37.15	33.1	29.68	32.83	27.71	26.67	28.53	28.85	28.92	32.51	42.06	41.98	44.65	45.74	45.91	43.07	43.14	43.84	42.19	39.9	43.46	41.68	38.93	35.39	37 / 40
Forecast	0.00	0.00	0.00	0.00	0.00	0.00	0.00	0.00	0.00	0.00	0.00	0.00	0.00	0.00	0.00	0.00	0.00	0.00	0.00	0.00	0.00	0.00	0.00	0.00	0 / 0
(RT) - (DA Load)	1.38	0.84	0.83	0.89	1.16	0.84	1.67	1.88	1.30	1.16	1.51	1.83	2.27	2.54	2.64	2.66	2.60	2.79	2.67	2.14	2.08	2.13	1.92	1.87	



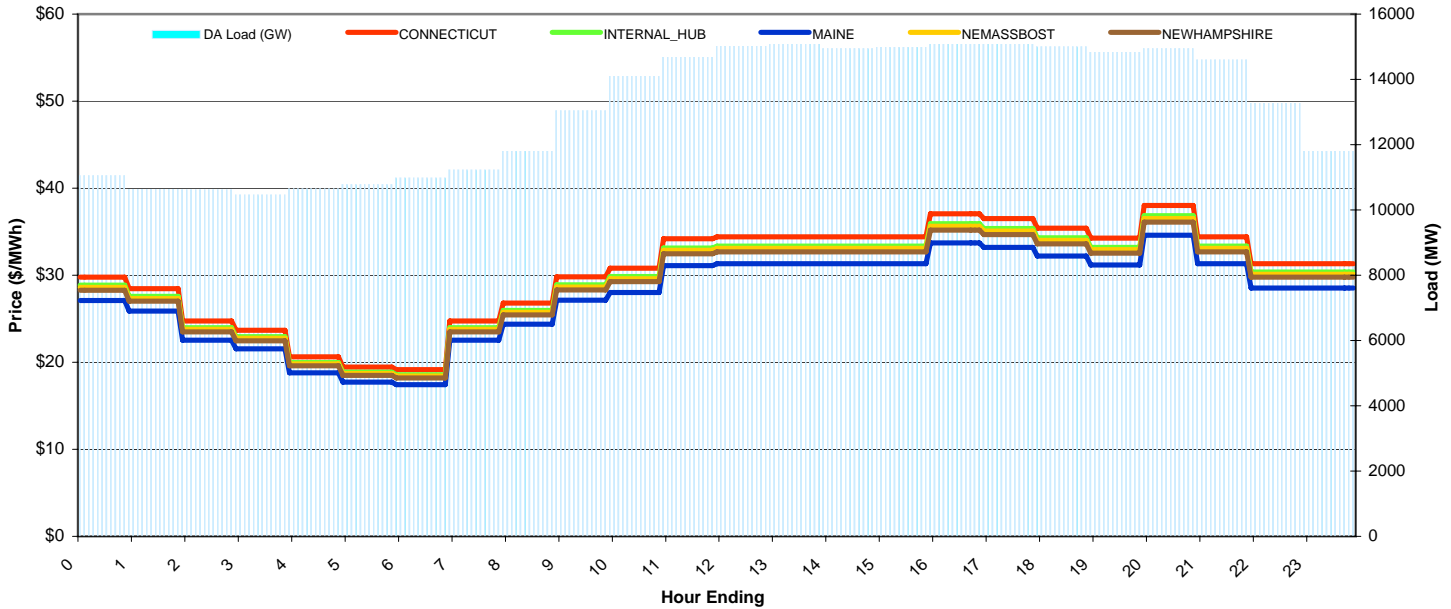
ISO-NE Daily Report

Sunday July 19, 2009

Price Color Codes: <=0 >=100 >=200

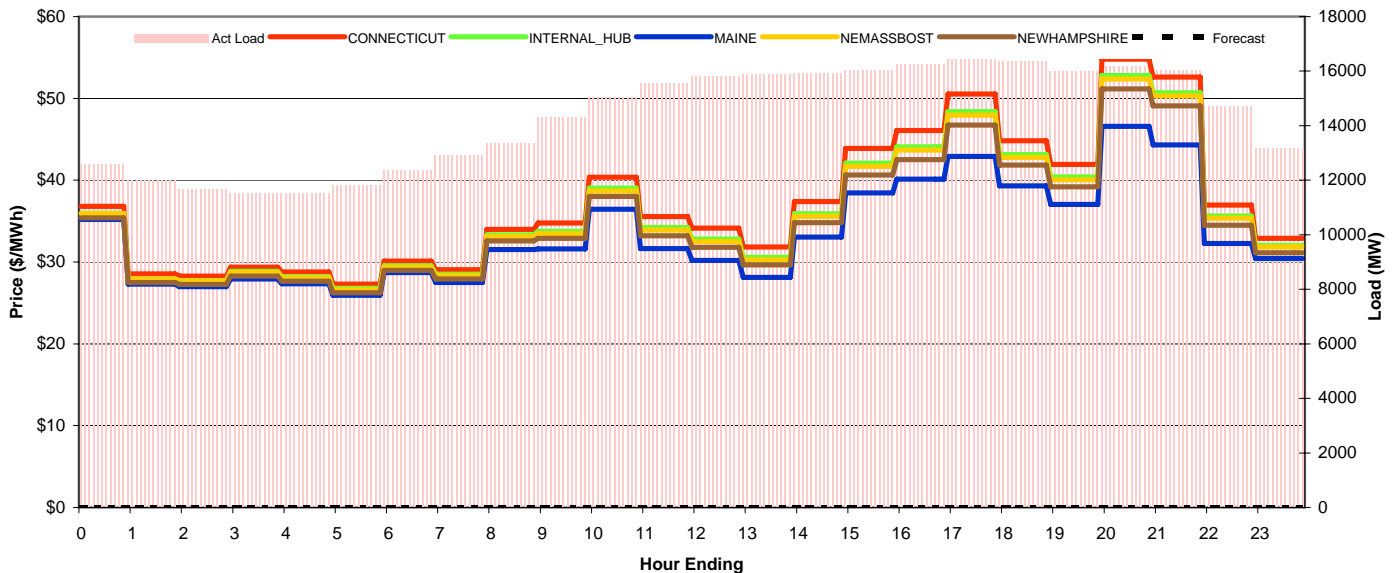
Day-Ahead Prices and Cleared Load

	HE1	HE2	HE3	HE4	HE5	HE6	HE7	HE8	HE9	HE10	HE11	HE12	HE13	HE14	HE15	HE16	HE17	HE18	HE19	HE20	HE21	HE22	HE23	HE24	avg all/peak
CONNECTICUT	29.78	28.44	24.74	23.67	20.62	19.45	19.16	24.74	26.80	29.80	30.80	34.18	34.42	34.42	34.42	37.05	36.49	35.39	34.26	38.00	34.42	31.34	31.34	30 / 33	
NEMASSBOST	28.62	27.33	23.78	22.75	19.81	18.7	18.41	23.78	25.75	28.64	29.6	32.85	33.08	33.08	33.08	35.61	35.07	34.02	32.93	36.52	33.08	30.12	30.12	29 / 32	
NEWHAMPSHIRE	28.29	27.01	23.5	22.48	19.58	18.48	18.2	23.5	25.45	28.31	29.25	32.46	32.7	32.7	32.7	35.19	34.66	33.62	32.54	36.09	32.7	29.77	29.77	29 / 32	
MAINE	27.11	25.89	22.52	21.54	18.77	17.71	17.44	22.52	24.39	27.12	28.03	31.11	31.33	31.33	31.33	33.72	33.21	32.22	31.18	34.59	31.33	28.53	28.53	28 / 30	
INTERNAL_HUB	28.86	27.56	23.97	22.94	19.98	18.85	18.56	23.97	25.97	28.88	29.85	33.12	33.36	33.36	33.36	35.91	35.36	34.3	33.2	36.83	33.36	30.37	30.37	29 / 32	
DA Load (GW)	11.1	10.6	10.6	10.5	10.6	10.8	11.0	11.2	11.8	13.0	14.1	14.7	15.0	15.1	14.9	15.0	15.2	15.0	14.8	14.9	14.6	13.3	11.8		



Preliminary Real-Time Prices with Forecasted and Actual System Load

	HE1	HE2	HE3	HE4	HE5	HE6	HE7	HE8	HE9	HE10	HE11	HE12	HE13	HE14	HE15	HE16	HE17	HE18	HE19	HE20	HE21	HE22	HE23	HE24	avg all/peak
CONNECTICUT	36.82	28.57	28.28	29.39	28.77	27.32	30.13	29.05	33.98	34.77	40.38	35.54	34.13	31.83	37.38	43.89	46.08	50.54	44.82	41.94	54.79	52.60	36.98	32.91	37 / 41
NEMASSBOST	35.95	27.91	27.69	28.74	28.07	26.62	29.39	28.36	33.13	33.48	38.68	33.9	32.49	30.29	35.58	41.7	43.68	47.97	42.8	40.07	52.39	50.31	35.36	31.84	36 / 39
NEWHAMPSHIRE	35.38	27.5	27.25	28.29	27.67	26.24	28.99	27.94	32.58	32.91	38.03	33.22	31.8	29.64	34.8	40.65	42.53	46.76	41.86	39.2	51.15	49.08	34.49	31.14	35 / 38
MAINE	35.21	27.31	26.97	27.93	27.34	26.79	29.53	28.5	33.33	33.75	39.04	34.24	32.82	30.58	35.91	42.09	44.1	48.39	43.13	40.39	52.81	50.7	35.63	32.03	36 / 36
INTERNAL_HUB	35.94	27.93	27.75	28.87	28.22	26.79	29.53	28.5	33.33	33.75	39.04	34.24	32.82	30.58	35.91	42.09	44.1	48.39	43.13	40.39	52.81	50.7	35.63	32.03	36 / 39
Forecast	0.00	0.00	0.00	0.00	0.00	0.00	0.00	0.00	0.00	0.00	0.00	0.00	0.00	0.00	0.00	0.00	0.00	0.00	0.00	0.00	0.00	0.00	0.00	0 / 0	
(RT) - (DA Load)	1.55	1.38	1.06	1.08	0.89	1.06	1.40	1.68	1.56	1.27	0.98	0.88	0.80	0.80	0.99	1.03	1.11	1.24	1.35	1.18	1.26	1.44	1.46	1.36	



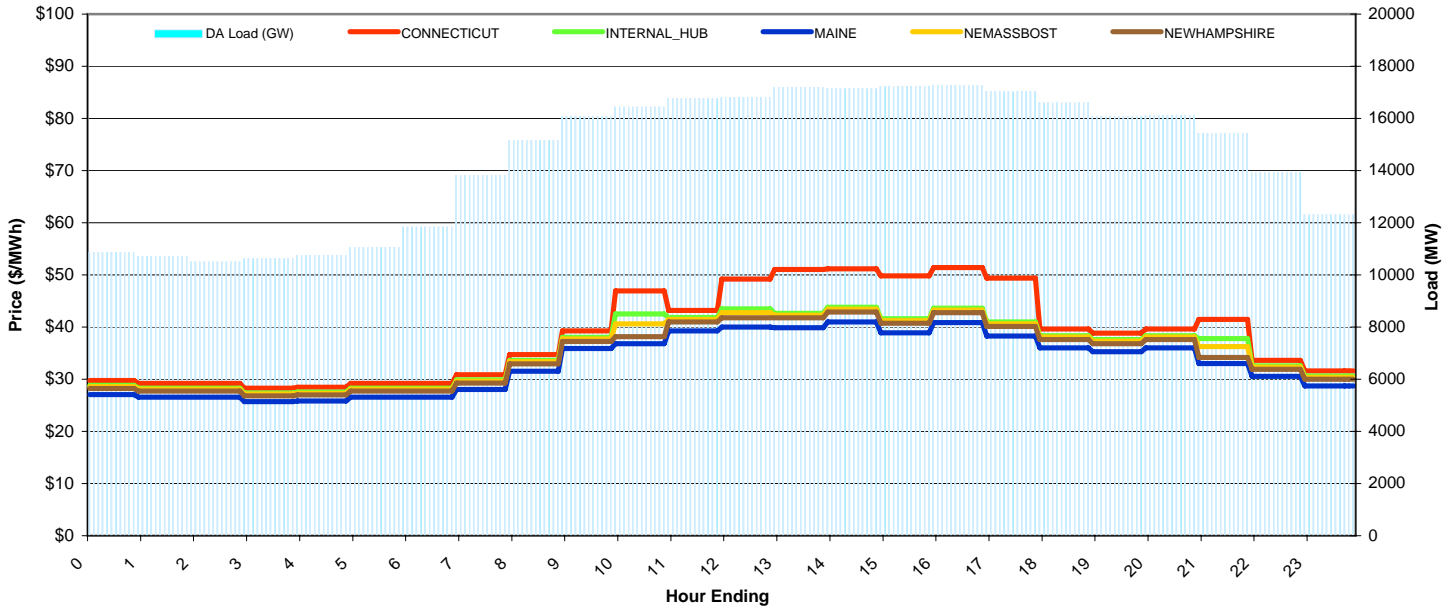
ISO-NE Daily Report

Monday July 20, 2009

Price Color Codes: <=0 >=100 >=200

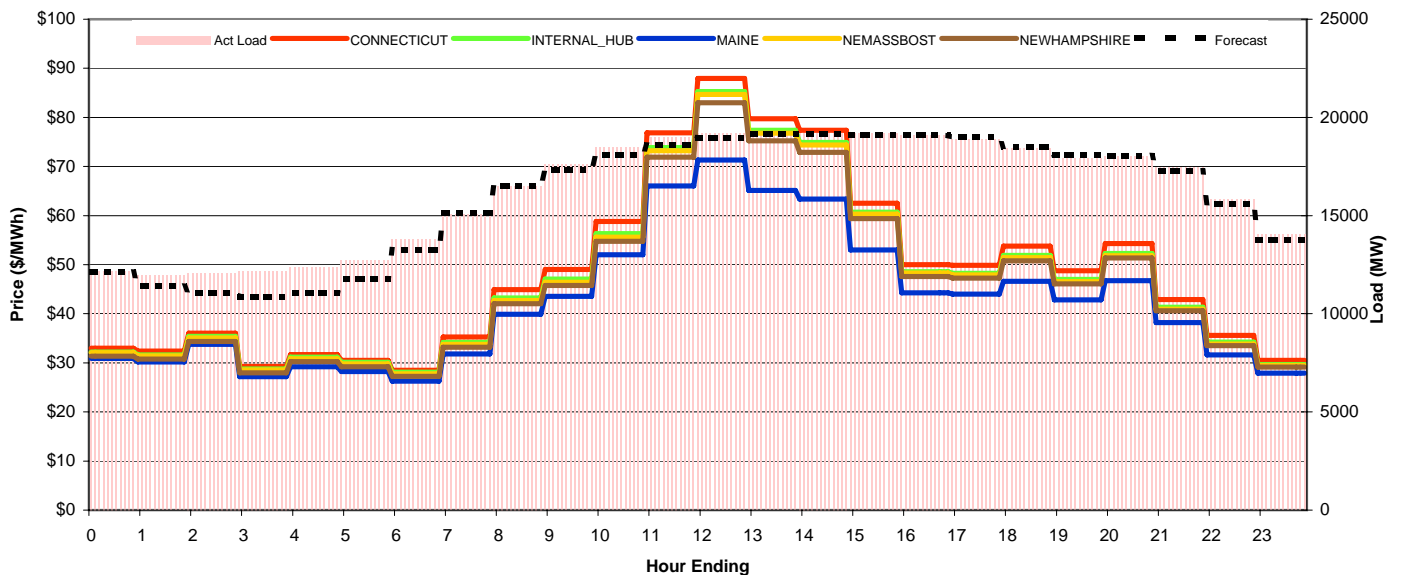
Day-Ahead Prices and Cleared Load

	HE1	HE2	HE3	HE4	HE5	HE6	HE7	HE8	HE9	HE10	HE11	HE12	HE13	HE14	HE15	HE16	HE17	HE18	HE19	HE20	HE21	HE22	HE23	HE24	avg all/peak
CONNECTICUT	29.77	29.23	29.23	28.26	28.45	29.23	29.23	30.83	34.72	39.26	46.95	43.20	49.18	51.05	51.18	49.84	51.40	49.38	39.63	38.82	39.63	41.47	33.64	31.61	39 / 43
NEMASSBOST	28.59	28.08	28.08	27.15	27.33	28.08	28.08	29.62	33.35	37.72	40.62	41.5	42.76	42.3	43.42	41.24	43.28	40.62	38.07	37.29	38.07	36.26	32.32	30.37	35 / 39
NEWHAMPSHIRE	28.25	27.74	27.74	26.82	27	27.74	27.74	29.26	32.95	37.26	38.14	41	41.75	41.76	42.87	40.71	42.74	40.1	37.6	36.84	37.6	34.2	31.93	30	35 / 38
MAINE	27.04	26.55	26.55	26.68	25.85	26.55	26.55	28.01	31.54	35.87	36.83	39.25	40.00	39.89	40.97	38.89	40.83	38.30	36.00	35.27	36.00	33.00	30.56	28.72	33 / 36
INTERNAL_HUB	28.82	28.31	28.31	27.37	27.55	28.31	28.31	29.86	33.62	38.02	42.54	41.84	43.47	42.66	43.79	41.59	43.65	40.96	38.37	37.59	38.37	37.82	32.58	30.61	36 / 39
DA Load (GW)	10.9	10.7	10.5	10.6	10.8	11.1	11.8	13.8	15.2	16.1	16.4	16.8	17.2	17.1	17.2	17.3	17.0	16.6	16.1	16.1	15.4	13.9	12.3		



Preliminary Real-Time Prices with Forecasted and Actual System Load

	HE1	HE2	HE3	HE4	HE5	HE6	HE7	HE8	HE9	HE10	HE11	HE12	HE13	HE14	HE15	HE16	HE17	HE18	HE19	HE20	HE21	HE22	HE23	HE24	avg all/peak
CONNECTICUT	33.00	32.41	36.08	29.28	31.66	30.54	28.52	35.24	44.92	49.02	58.79	76.85	87.94	79.70	77.39	62.54	50.02	49.90	53.77	48.77	54.27	42.89	35.57	30.52	48 / 57
NEMASSBOST	32.06	31.41	35.08	28.53	30.86	29.81	27.8	33.76	42.7	46.44	55.62	73.22	84.69	76.79	74.38	60.33	48.31	47.92	51.43	46.53	51.83	40.95	33.84	29.48	46 / 54
NEWHAMPSHIRE	31.38	30.75	34.38	27.94	30.22	29.21	27.24	33.17	42.02	45.75	54.76	71.88	82.99	75.21	72.91	59.38	47.62	47.28	50.76	46.1	51.4	40.6	33.48	29.12	46 / 53
MAINE	30.89	30.15	33.74	27.18	29.22	28.00	26.29	31.79	39.88	43.53	52.03	66.04	71.29	65.10	63.34	52.99	44.28	43.98	46.61	42.81	46.73	38.21	31.61	27.92	45 / 49
INTERNAL_HUB	32.21	31.63	35.37	28.78	31.16	30.09	28.08	34.15	43.24	47.05	56.34	73.87	85.25	77.38	74.91	60.67	48.57	48.24	51.86	46.98	52.31	41.35	34.23	29.65	47 / 55
Forecast	12.13	11.39	11.04	10.87	11.09	11.79	13.27	15.10	16.49	17.33	18.10	18.60	18.96	19.17	19.16	19.12	19.08	18.98	18.52	18.08	18.05	17.28	15.60	13.74	16 / 18
(RT) - (DA Load)	1.30	1.24	1.57	1.55	1.59	1.63	1.93	1.22	1.33	1.51	2.04	2.23	2.37	2.15	2.18	1.94	1.83	1.85	1.79	1.82	1.89	2.03	1.89	1.74	



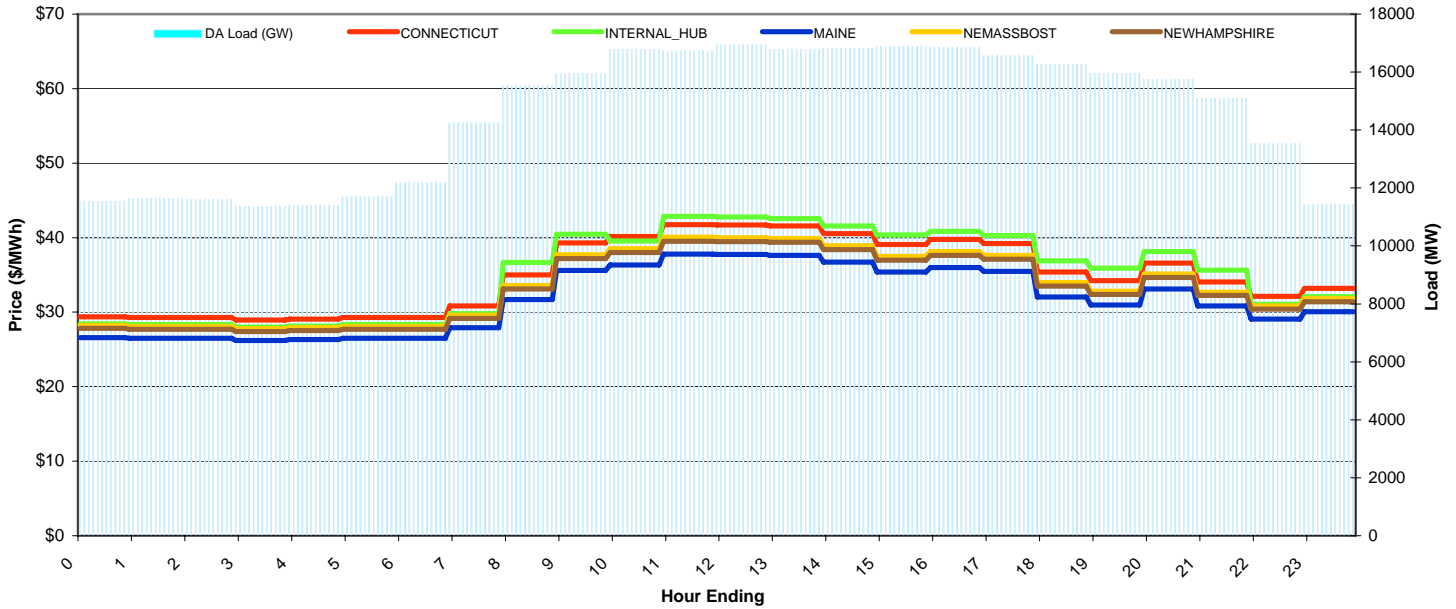
ISO-NE Daily Report

Tuesday July 21, 2009

Price Color Codes: ≤0 >=100 >=200

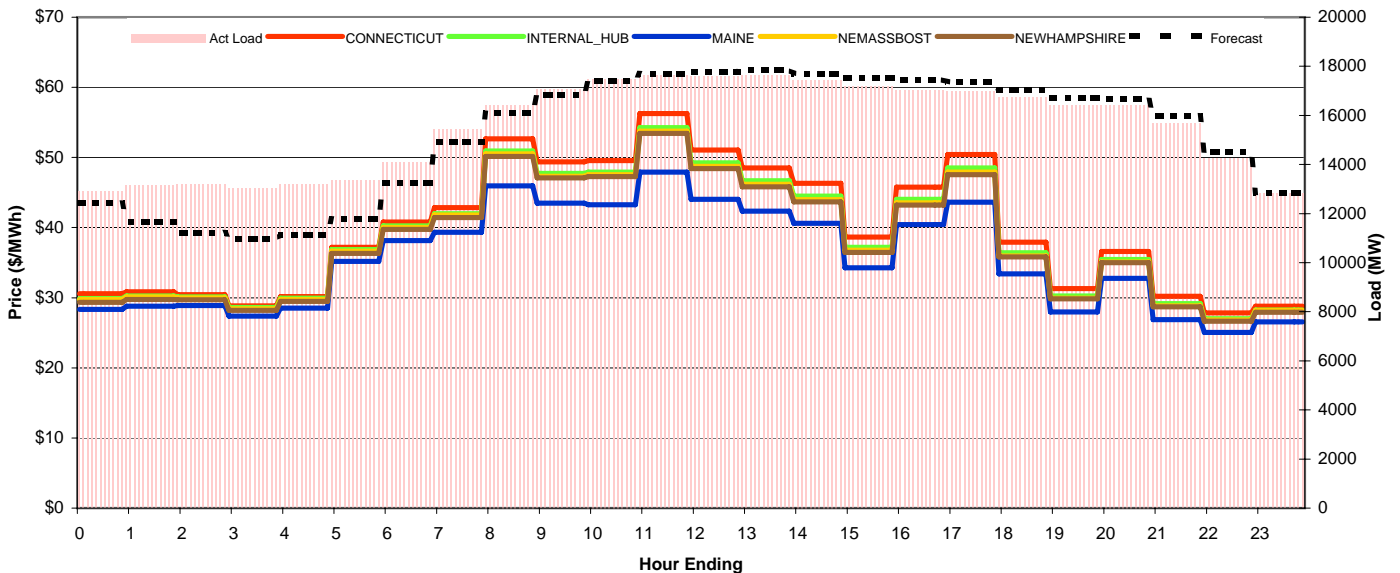
Day-Ahead Prices and Cleared Load

	HE1	HE2	HE3	HE4	HE5	HE6	HE7	HE8	HE9	HE10	HE11	HE12	HE13	HE14	HE15	HE16	HE17	HE18	HE19	HE20	HE21	HE22	HE23	HE24	avg all/peak
CONNECTICUT	29.39	29.29	29.27	28.96	29.07	29.29	29.29	30.82	35.00	39.31	40.16	41.76	41.69	41.58	40.56	39.08	39.76	39.21	35.39	34.22	36.61	34.07	32.12	33.18	35 / 38
NEMASSBOST	28.2	28.1	28.1	27.79	27.91	28.1	28.1	29.58	33.58	37.72	38.54	40.06	40	39.9	38.91	37.5	38.15	37.62	33.95	32.83	35.12	32.69	30.82	31.84	34 / 36
NEWHAMPSHIRE	27.81	27.72	27.72	27.41	27.53	27.72	27.72	29.18	33.12	37.21	38.01	39.52	39.46	39.36	38.38	36.99	37.63	37.11	33.49	32.39	34.65	32.24	30.4	31.41	33 / 36
MAINE	26.60	26.51	26.51	26.21	26.33	26.51	26.51	27.90	31.68	35.58	36.35	37.79	37.73	37.64	36.71	35.37	35.98	35.49	32.03	30.97	33.13	30.83	29.07	30.04	32 / 34
INTERNAL_HUB	28.43	28.33	28.33	28.02	28.14	28.33	28.33	29.82	36.66	40.44	39.54	42.86	42.76	42.56	41.59	40.36	40.84	40.28	36.9	35.9	38.14	35.65	31.07	32.1	35 / 38
DA Load (GW)	11.5	11.7	11.6	11.4	11.4	11.7	12.2	14.2	15.5	16.0	16.8	16.7	17.0	16.8	16.8	16.9	16.9	16.6	16.3	16.0	15.8	15.1	13.5	11.4	



Preliminary Real-Time Prices with Forecasted and Actual System Load

	HE1	HE2	HE3	HE4	HE5	HE6	HE7	HE8	HE9	HE10	HE11	HE12	HE13	HE14	HE15	HE16	HE17	HE18	HE19	HE20	HE21	HE22	HE23	HE24	avg all/peak
CONNECTICUT	30.57	30.87	30.42	28.83	30.16	37.17	40.81	42.84	52.66	49.38	49.56	56.25	51.06	48.49	46.31	38.67	45.77	50.41	37.91	31.29	36.61	30.23	27.84	28.81	40 / 43
NEMASSBOST	29.77	30.13	29.97	28.44	29.74	36.64	40.03	41.78	50.52	47.34	47.53	53.75	48.72	46.16	44	36.77	43.55	47.93	35.96	29.94	35.09	28.83	26.83	28.19	38 / 42
NEWHAMPSHIRE	29.36	29.75	29.71	28.19	29.46	36.34	39.75	41.43	50.17	47.09	47.28	53.45	48.4	45.8	43.65	36.47	43.2	47.55	35.8	29.86	34.98	28.71	26.64	27.93	38 / 41
MAINE	28.35	28.80	28.89	27.38	28.53	38.00	38.17	39.35	45.93	43.51	43.28	47.93	44.02	42.36	40.63	34.29	40.42	43.64	33.42	27.97	32.75	26.89	25.05	26.58	38 / 38
INTERNAL_HUB	29.87	30.26	30.14	28.6	29.92	36.85	40.23	41.96	50.94	47.74	47.92	54.25	49.22	46.67	44.5	37.17	44.03	48.49	36.4	30.24	35.45	29.14	27.03	28.26	39 / 42
Forecast	12.43	11.66	11.21	10.98	11.14	11.78	13.23	14.93	16.09	16.82	17.42	17.69	17.79	17.84	17.70	17.54	17.45	17.36	17.03	16.71	16.65	15.99	14.50	12.85	15 / 17
(RT) - (DA Load)	1.36	1.47	1.58	1.63	1.80	1.68	1.89	1.16	0.91	1.09	0.68	0.91	0.59	0.86	0.62	0.29	0.16	0.43	0.45	0.44	0.67	0.60	0.70	1.38	



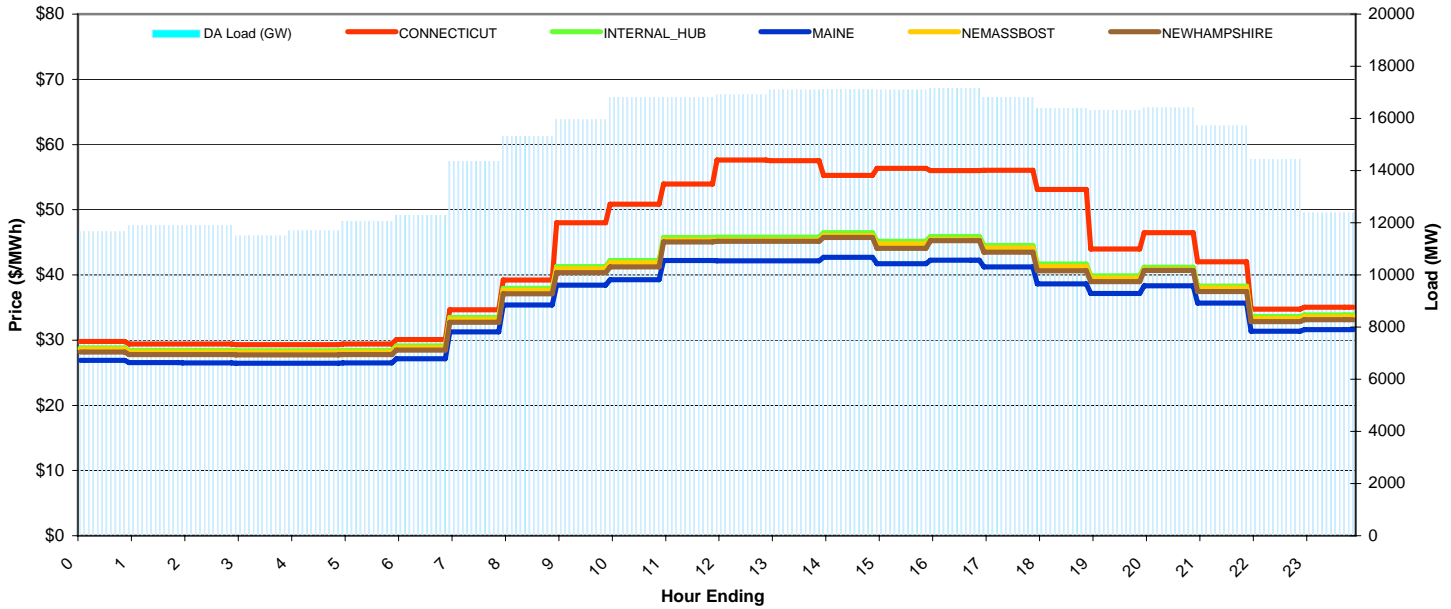
ISO-NE Daily Report

Wednesday July 22, 2009

Price Color Codes: <=0 >=100 >=200

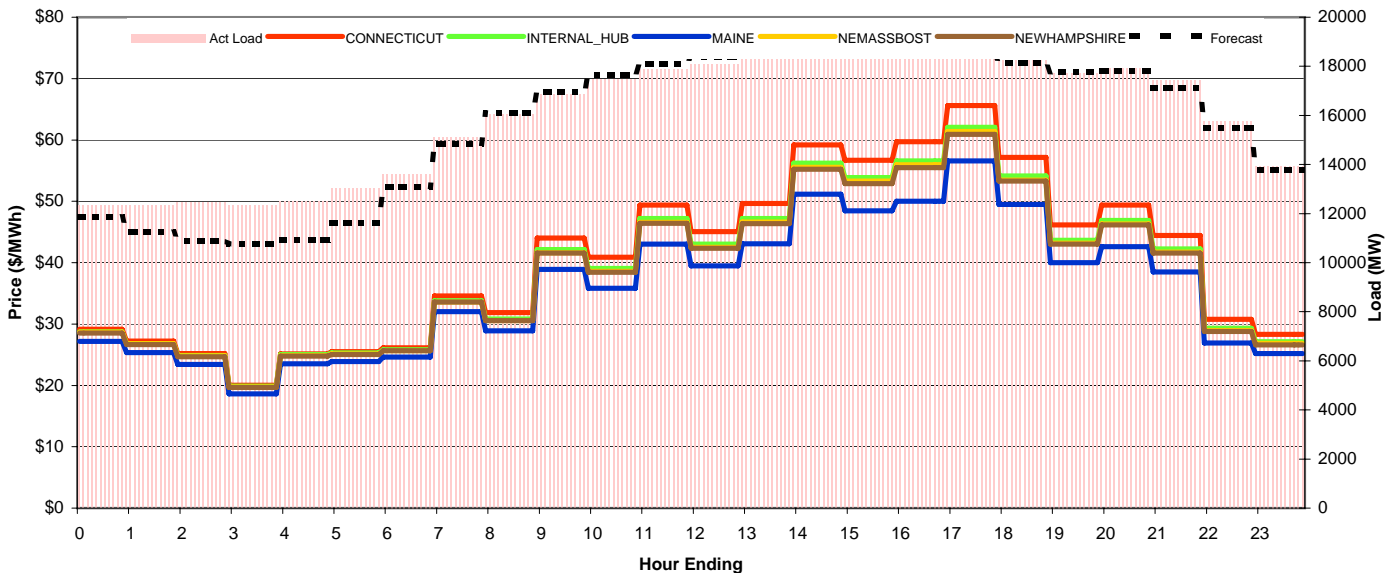
Day-Ahead Prices and Cleared Load

	HE1	HE2	HE3	HE4	HE5	HE6	HE7	HE8	HE9	HE10	HE11	HE12	HE13	HE14	HE15	HE16	HE17	HE18	HE19	HE20	HE21	HE22	HE23	HE24	avg all/peak
CONNECTICUT	29.81	29.40	29.38	29.32	29.32	29.38	30.11	34.63	39.23	48.00	50.83	53.94	57.61	57.54	55.28	56.32	56.00	56.06	53.11	44.00	46.48	42.00	34.75	35.03	43 / 49
NEMASSBOST	28.59	28.19	28.17	28.12	28.12	28.17	28.87	33.2	37.62	40.93	41.85	45.34	45.36	45.36	46.05	44.75	45.47	44.11	41.28	39.52	40.81	37.97	33.32	33.59	37 / 41
NEWHAMPSHIRE	28.19	27.8	27.77	27.73	27.73	27.77	28.47	32.74	37.09	40.34	41.24	45.05	45.14	45.15	45.74	44.08	45.23	43.49	40.66	38.96	40.69	37.43	32.85	33.12	37 / 41
MAINE	26.90	26.53	26.50	26.46	26.46	26.50	27.16	31.24	35.39	38.42	39.25	42.19	42.17	42.17	42.71	41.72	42.26	41.24	38.65	37.14	38.32	35.68	31.35	31.61	35 / 39
INTERNAL_HUB	28.83	28.43	28.41	28.36	28.36	28.41	29.12	33.48	37.94	41.29	42.23	45.74	45.77	45.77	46.46	45.15	45.87	44.51	41.65	39.86	41.16	38.3	33.6	33.88	38 / 42
DA Load (GW)	11.7	11.9	11.9	11.5	11.7	12.1	12.3	14.4	15.3	16.0	16.8	16.8	16.9	17.1	17.1	17.1	17.2	16.8	16.4	16.3	16.4	15.7	14.4	12.4	



Preliminary Real-Time Prices with Forecasted and Actual System Load

	HE1	HE2	HE3	HE4	HE5	HE6	HE7	HE8	HE9	HE10	HE11	HE12	HE13	HE14	HE15	HE16	HE17	HE18	HE19	HE20	HE21	HE22	HE23	HE24	avg all/peak
CONNECTICUT	29.14	27.20	25.20	20.02	25.15	25.49	26.13	34.57	31.89	44.00	40.89	49.38	45.07	49.64	59.18	56.71	59.71	65.61	57.15	46.16	49.40	44.45	30.75	28.30	40 / 48
NEMASSBOST	28.7	26.78	24.82	19.74	24.89	25.15	25.68	33.59	30.54	41.62	38.58	46.58	42.5	46.61	55.54	53.28	55.95	61.37	53.47	43.16	46.33	41.72	28.97	26.86	38 / 45
NEWHAMPSHIRE	28.55	26.63	24.69	19.64	24.75	25.04	25.67	33.61	30.56	41.59	38.45	46.4	42.33	46.37	55.21	52.89	55.51	60.93	53.28	43.03	46.16	41.54	28.79	26.62	38 / 45
MAINE	27.16	25.33	23.44	18.60	23.53	25.04	24.61	32.00	28.88	38.89	35.82	43.01	39.50	43.06	51.18	48.47	50.03	56.57	49.48	40.01	42.59	38.51	26.92	25.21	38 / 42
INTERNAL_HUB	28.75	26.83	24.89	19.85	25.04	25.29	25.81	33.8	30.83	42.13	39.06	47.18	43.01	47.21	56.24	53.88	56.57	62.05	54.11	43.66	46.9	42.26	29.31	27.1	39 / 46
Forecast	11.87	11.24	10.90	10.76	10.92	11.62	13.09	14.85	16.10	16.93	17.65	18.11	18.38	18.59	18.62	18.57	18.56	18.47	18.13	17.79	17.81	17.12	15.48	13.79	16 / 18
(RT) - (DA Load)	0.67	0.44	0.57	0.82	0.81	0.97	1.32	0.73	0.70	0.89	0.66	1.07	1.19	1.32	1.52	1.61	1.62	1.82	1.85	1.42	1.49	1.70	1.34	1.56	



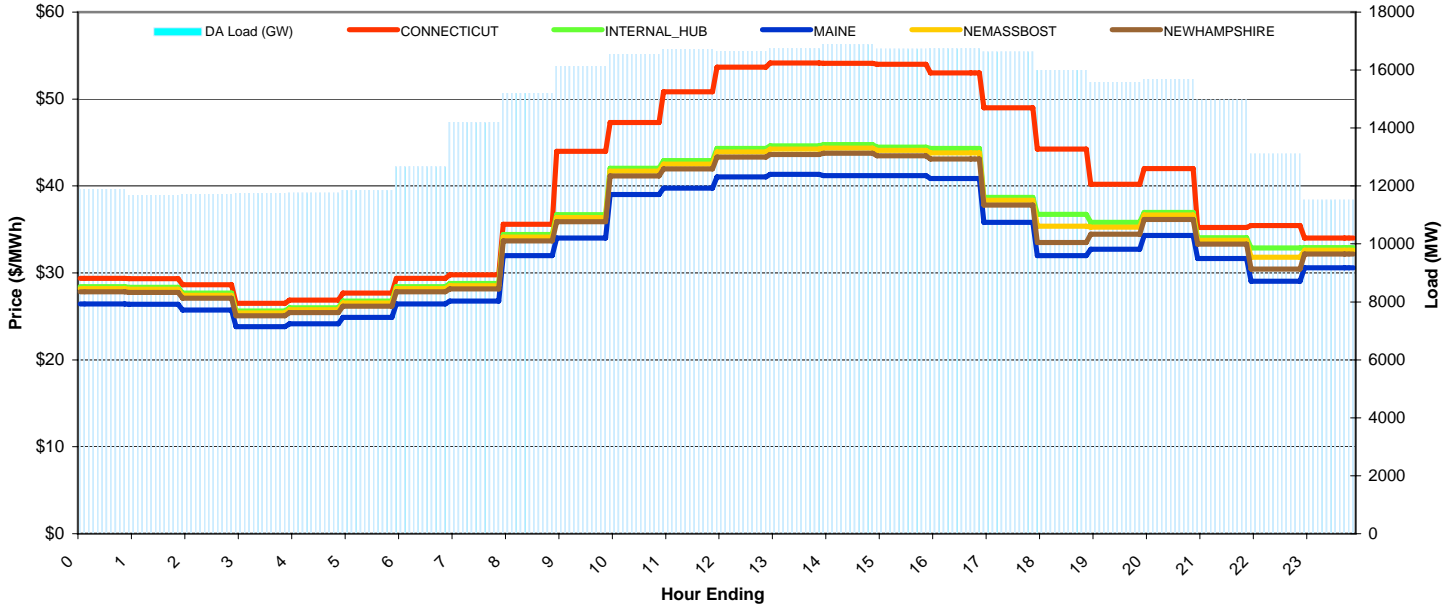
ISO-NE Daily Report

Thursday July 23, 2009

Price Color Codes: <=0 >=100 >=200

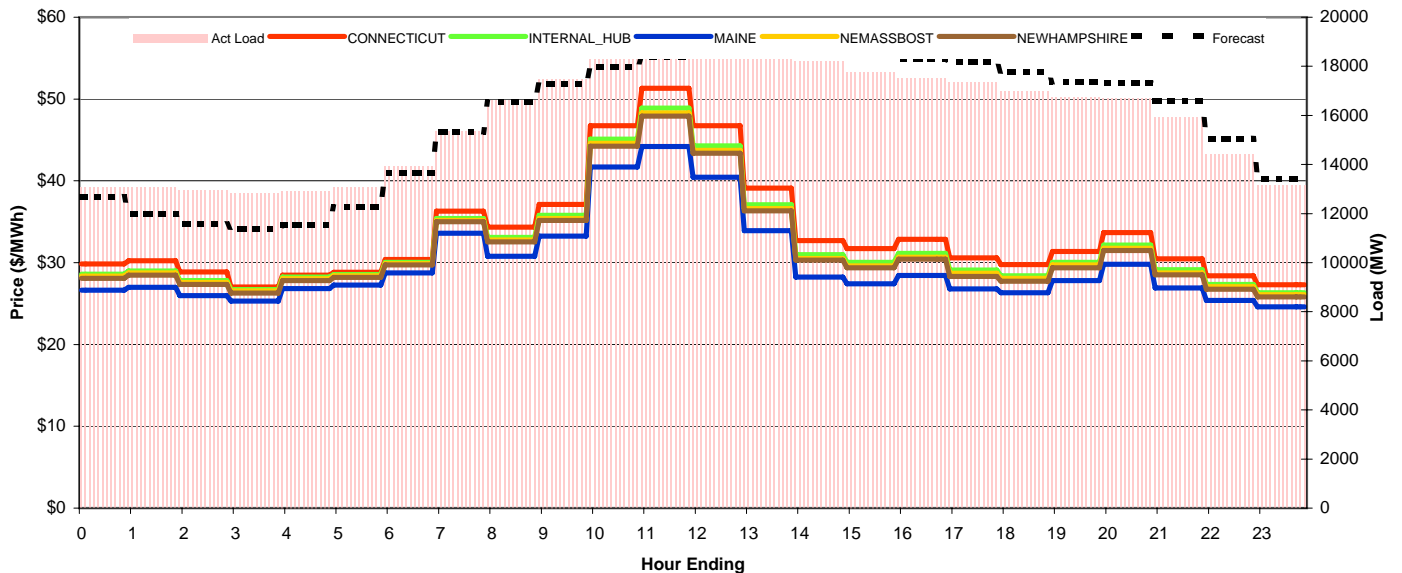
Day-Ahead Prices and Cleared Load

	HE1	HE2	HE3	HE4	HE5	HE6	HE7	HE8	HE9	HE10	HE11	HE12	HE13	HE14	HE15	HE16	HE17	HE18	HE19	HE20	HE21	HE22	HE23	HE24	avg all/peak
CONNECTICUT	29.39	29.33	28.62	26.50	26.87	27.67	29.39	29.77	35.58	44.00	47.30	50.84	53.67	54.16	54.12	54.00	53.00	48.99	44.24	40.19	42.00	35.22	35.45	34.01	40 / 45
NEMASSBOST	28.19	28.12	27.44	25.41	25.76	26.53	28.19	28.54	34.12	36.37	41.7	42.53	43.92	44.23	44.36	44.08	43.82	38.35	35.36	35.25	36.65	33.77	31.82	32.62	35 / 38
NEWHAMPSHIRE	27.82	27.76	27.09	25.08	25.43	26.19	27.82	28.17	33.67	35.88	41.14	41.96	43.32	43.62	43.75	43.47	43.09	37.82	33.51	34.44	36.16	33.33	30.43	32.19	34 / 38
MAINE	26.43	26.38	25.74	23.83	24.16	24.88	26.43	26.77	32.00	34.00	39.03	39.77	41.04	41.33	41.20	41.18	40.86	35.80	31.98	32.74	34.31	31.67	29.06	30.59	33 / 36
INTERNAL_HUB	28.42	28.36	27.67	25.62	25.98	26.75	28.42	28.78	34.4	36.69	42.05	42.91	44.31	44.62	44.75	44.46	44.31	38.69	36.74	35.83	36.97	34.05	32.86	32.89	35 / 39
DA Load (GW)	11.9	11.7	11.7	11.7	11.8	11.9	12.7	14.2	15.2	16.1	16.6	16.7	16.7	16.7	16.9	16.7	16.7	16.6	16.0	15.6	15.7	15.0	13.1	11.5	



Preliminary Real-Time Prices with Forecasted and Actual System Load

	HE1	HE2	HE3	HE4	HE5	HE6	HE7	HE8	HE9	HE10	HE11	HE12	HE13	HE14	HE15	HE16	HE17	HE18	HE19	HE20	HE21	HE22	HE23	HE24	avg all/peak
CONNECTICUT	29.86	30.25	28.88	27.01	28.47	28.82	30.41	36.29	34.33	37.11	46.75	51.33	46.75	39.13	32.69	31.72	32.87	30.57	29.76	31.37	33.66	30.45	28.39	27.30	34 / 36
NEMASSBOST	28.34	28.73	27.57	26.54	28.05	28.4	29.9	35.17	32.77	35.41	44.57	48.3	43.71	36.6	30.5	29.59	30.67	28.71	28.07	29.71	31.75	28.74	27.05	26.09	32 / 34
NEWHAMPSHIRE	28.09	28.48	27.35	26.3	27.82	28.2	29.71	35	32.54	35.16	44.22	47.91	43.38	36.32	30.3	29.36	30.42	28.33	27.74	29.37	31.5	28.52	26.76	25.8	32 / 34
MAINE	26.63	26.99	25.99	25.31	26.84	28.00	28.76	33.58	30.78	33.25	41.68	44.18	40.45	33.91	28.25	27.40	28.42	26.81	26.34	27.82	29.79	26.91	25.40	24.62	32 / 32
INTERNAL_HUB	28.61	29	27.81	26.72	28.24	28.54	30.04	35.41	33.1	35.79	45.08	48.91	44.28	37.09	30.96	30.05	31.14	29.09	28.38	30.05	32.17	29.12	27.33	26.34	32 / 34
Forecast	12.68	11.97	11.57	11.37	11.52	12.27	13.67	15.32	16.53	17.29	17.96	18.37	18.57	18.70	18.60	18.44	18.32	18.16	17.76	17.36	17.33	16.59	15.06	13.43	16 / 18
(RT) - (DA Load)	1.19	1.40	1.25	1.06	1.16	1.20	1.26	1.16	1.42	1.36	1.70	1.98	2.01	1.82	1.33	1.04	0.75	0.71	0.97	1.12	1.01	0.93	1.32	1.61	



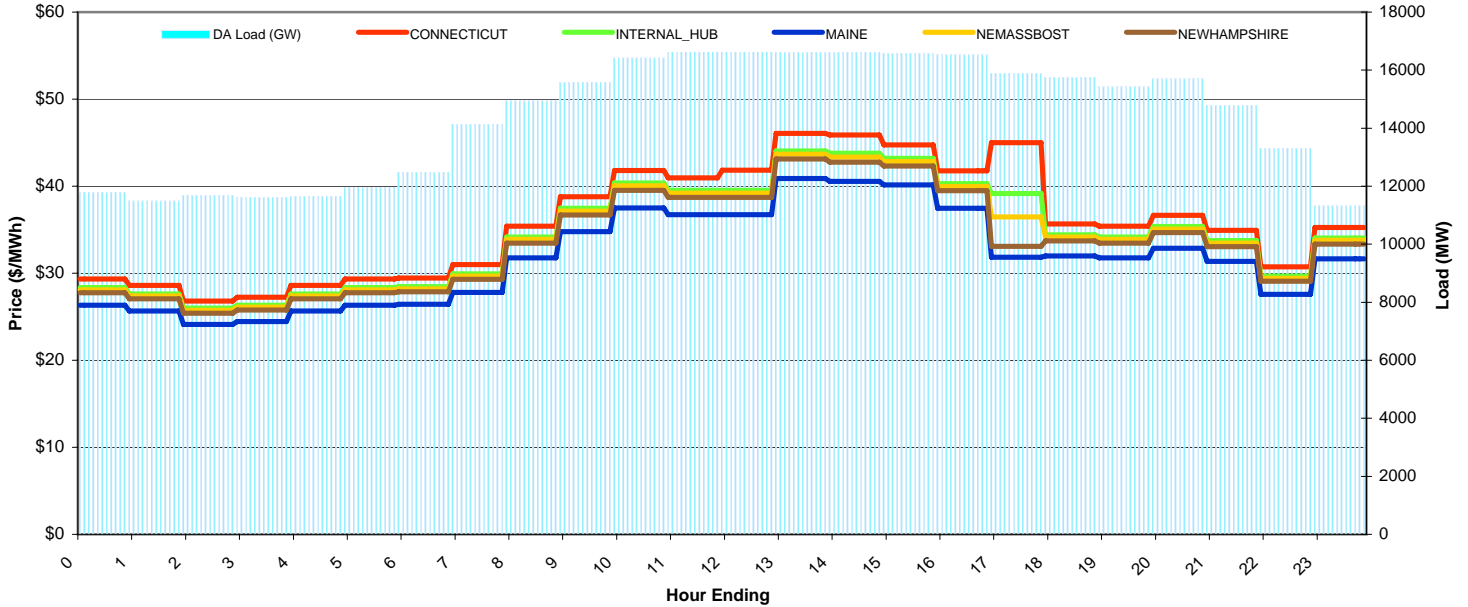
ISO-NE Daily Report

Friday July 24, 2009

Price Color Codes: <=0 >=100 >=200

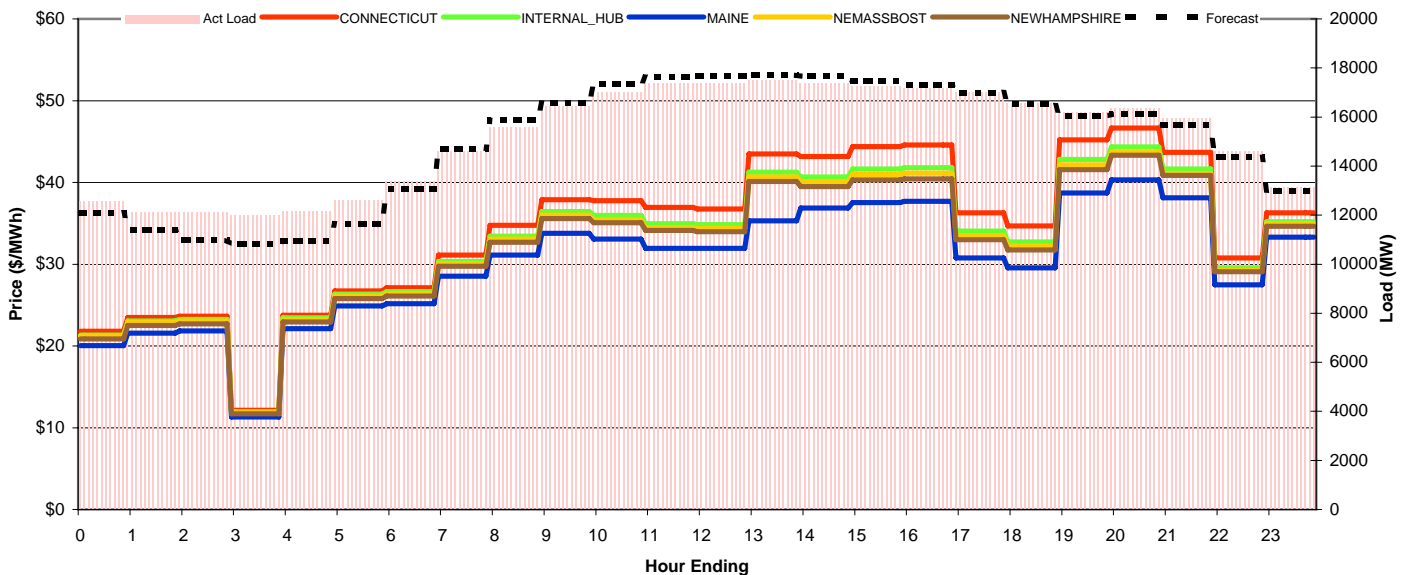
Day-Ahead Prices and Cleared Load

	HE1	HE2	HE3	HE4	HE5	HE6	HE7	HE8	HE9	HE10	HE11	HE12	HE13	HE14	HE15	HE16	HE17	HE18	HE19	HE20	HE21	HE22	HE23	HE24	avg all/peak
CONNECTICUT	29.35	28.59	26.80	27.25	28.59	29.35	29.46	30.98	35.39	38.79	41.81	40.94	41.84	46.07	45.89	44.74	41.75	45.00	35.66	35.39	36.65	34.94	30.73	35.27	36 / 39
NEMASSBOST	28.1	27.38	25.75	26.09	27.38	28.1	28.2	29.67	33.88	37.14	40.03	39.2	39.2	43.66	43.35	42.84	39.97	36.48	34.14	33.88	35.09	33.46	29.42	33.77	34 / 37
MAINE	26.33	25.65	24.12	24.44	25.65	26.33	26.42	27.79	31.75	34.79	37.50	36.73	36.72	40.89	40.56	40.14	37.45	31.82	31.99	31.75	32.87	31.35	27.57	31.64	32 / 34
INTERNAL_HUB	28.34	27.61	25.98	26.31	27.61	28.34	28.44	29.92	34.17	37.45	40.37	39.54	39.54	44.03	43.77	43.2	40.31	39.15	34.43	34.17	35.38	33.74	29.67	34.06	34 / 37
DA Load (GW)	11.8	11.5	11.7	11.6	11.7	12.0	12.5	14.1	14.9	15.6	16.4	16.8	16.9	16.6	16.6	16.6	16.5	15.9	15.8	15.4	15.7	14.8	13.3	11.3	



Preliminary Real-Time Prices with Forecasted and Actual System Load

	HE1	HE2	HE3	HE4	HE5	HE6	HE7	HE8	HE9	HE10	HE11	HE12	HE13	HE14	HE15	HE16	HE17	HE18	HE19	HE20	HE21	HE22	HE23	HE24	avg all/peak
CONNECTICUT	21.79	23.50	23.63	12.15	23.76	26.72	27.14	31.10	34.74	37.90	37.78	36.94	36.75	43.50	43.17	44.40	44.58	36.28	34.66	45.19	46.65	43.69	30.77	36.29	34 / 39
NEMASSBOST	21.21	22.87	23.05	11.88	23.22	26.12	26.41	30.07	33.06	35.99	35.44	34.44	34.38	40.67	40.07	40.97	41.12	33.52	32.23	42.15	43.72	41.1	29.23	34.94	32 / 37
NEWHAMPSHIRE	20.87	22.5	22.71	11.72	22.93	25.8	26.12	29.75	32.69	35.56	35.08	34.11	33.97	40.12	39.48	40.31	40.44	33	31.74	41.57	43.34	40.88	29.09	34.65	32 / 36
MAINE	20.04	21.58	21.84	11.31	22.11	25.17	28.54	31.11	33.76	33.07	31.95	31.93	35.32	36.86	37.52	37.68	30.75	29.55	38.70	40.33	38.12	27.49	33.30	33 / 34	
INTERNAL_HUB	21.35	23.05	23.24	11.99	23.43	26.33	26.64	30.33	33.42	36.43	35.95	34.95	34.84	41.25	40.66	41.65	41.81	34.07	32.73	42.81	44.33	41.64	29.55	35.18	33 / 37
Forecast	12.09	11.40	10.97	10.82	10.96	11.65	13.05	14.71	15.86	16.57	17.37	17.61	17.67	17.71	17.66	17.48	17.29	17.00	16.52	16.04	16.11	15.68	14.35	12.98	15 / 17
(RT) - (DA Load)	0.80	0.61	0.45	0.39	0.49	0.68	0.91	0.46	0.64	0.87	0.62	0.57	0.47	0.88	0.77	0.67	0.63	1.12	0.82	0.78	0.67	1.15	1.32	1.84	



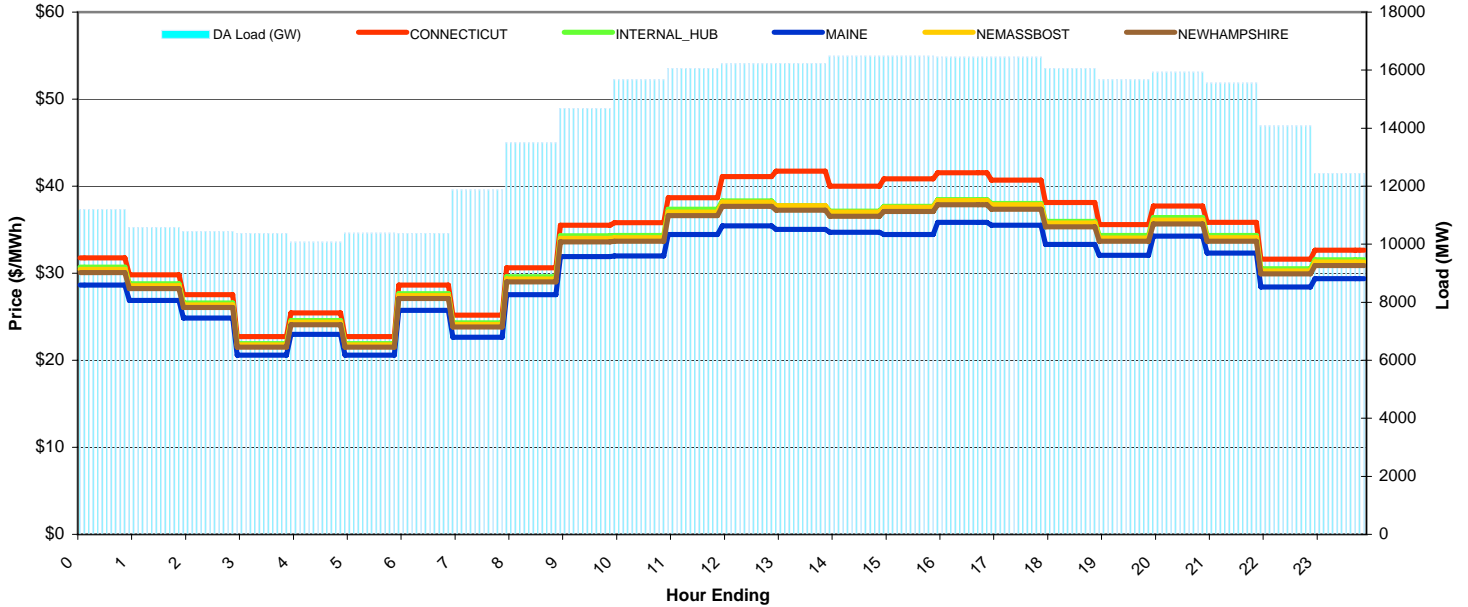
ISO-NE Daily Report

Saturday July 25, 2009

Price Color Codes: <=0 >=100 >=200

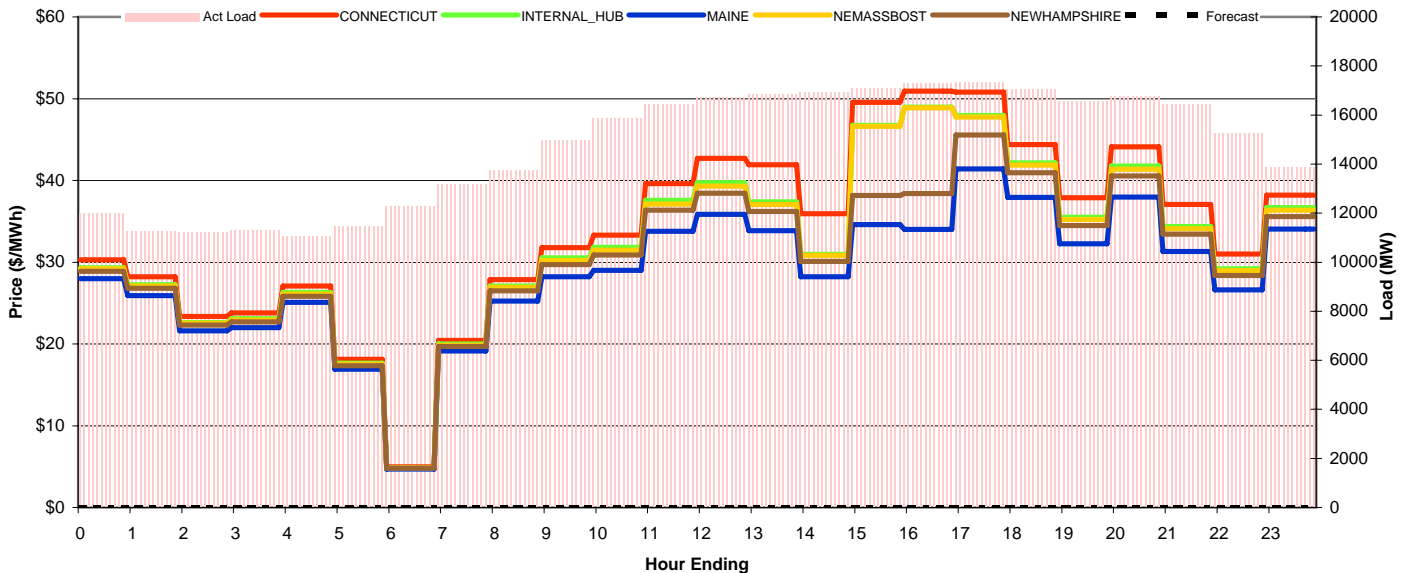
Day-Ahead Prices and Cleared Load

	HE1	HE2	HE3	HE4	HE5	HE6	HE7	HE8	HE9	HE10	HE11	HE12	HE13	HE14	HE15	HE16	HE17	HE18	HE19	HE20	HE21	HE22	HE23	HE24	avg all/peak
CONNECTICUT	31.78	29.83	27.54	22.71	25.45	22.71	28.64	25.17	30.64	35.52	35.81	38.69	41.11	41.71	40.01	40.86	41.55	40.69	38.11	35.58	37.71	35.86	31.61	32.66	34 / 37
NEMASSBOST	30.43	28.56	26.37	21.75	24.37	21.75	27.42	24.1	29.34	34.01	34.08	37.04	38.18	37.77	37.04	37.59	38.34	37.86	35.77	34.06	36.1	34.09	30.27	31.27	32 / 35
NEWHAMPSHIRE	30.06	28.22	26.06	21.49	24.07	21.49	27.09	23.81	28.99	33.6	33.66	36.6	37.69	37.26	36.56	37.1	37.85	37.37	35.33	33.66	35.67	33.67	29.91	30.89	32 / 34
MAINE	28.64	26.88	24.84	20.58	22.99	20.58	25.74	22.63	27.55	31.93	31.99	34.46	35.44	35.02	34.72	34.46	35.84	35.50	33.32	32.05	34.25	32.33	28.42	29.36	30 / 32
INTERNAL_HUB	30.69	28.8	26.59	21.93	24.57	21.93	27.65	24.3	29.59	34.29	34.33	37.35	38.32	37.74	37.15	37.67	38.44	38	35.96	34.35	36.41	34.34	30.53	31.53	32 / 35
DA Load (GW)	11.2	10.6	10.5	10.4	10.1	10.4	10.4	11.9	13.5	14.7	15.7	16.1	16.2	16.3	16.5	16.5	16.5	16.1	15.7	15.9	15.6	14.1	12.5		



Preliminary Real-Time Prices with Forecasted and Actual System Load

	HE1	HE2	HE3	HE4	HE5	HE6	HE7	HE8	HE9	HE10	HE11	HE12	HE13	HE14	HE15	HE16	HE17	HE18	HE19	HE20	HE21	HE22	HE23	HE24	avg all/peak
CONNECTICUT	30.31	28.21	23.37	23.78	27.09	18.13	4.97	20.42	27.87	31.80	33.31	39.60	42.70	41.91	35.94	49.55	50.91	50.79	44.40	37.88	44.10	37.06	30.99	38.21	34 / 39
NEMASSBOST	29.18	27.09	22.53	22.95	26.11	17.54	4.84	19.84	26.91	30.2	31.47	37.12	39.29	37.08	30.86	46.63	48.88	47.75	41.89	35.23	41.37	34.08	28.96	36.36	32 / 36
NEWHAMPSHIRE	28.87	26.8	22.31	22.72	25.82	17.35	4.81	19.7	26.5	29.72	30.88	36.36	38.44	36.21	30.11	38.17	38.41	45.56	40.92	34.49	40.55	33.41	28.39	35.59	31 / 34
MAINE	28.00	25.92	21.61	22.00	25.07	88.00	4.70	19.12	25.23	28.21	29.00	33.79	35.87	33.85	28.21	34.60	34.01	41.39	37.94	32.25	37.98	31.30	26.62	34.06	32 / 32
INTERNAL_HUB	29.31	27.24	22.63	23.08	26.3	17.65	4.87	19.99	27.09	30.52	31.81	37.57	39.71	37.36	30.94	46.72	48.95	47.96	42.17	35.49	41.75	34.35	29.21	36.66	32 / 36
Forecast	0.00	0.00	0.00	0.00	0.00	0.00	0.00	0.00	0.00	0.00	0.00	0.00	0.00	0.00	0.00	0.00	0.00	0.00	0.00	0.00	0.00	0.00	0.00	0.00	0 / 0
(RT) - (DA Load)	0.81	0.70	0.79	0.95	0.98	1.09	1.92	1.31	0.26	0.30	0.20	0.38	0.49	0.61	0.46	0.62	0.84	0.91	1.02	0.91	0.84	0.89	1.16	1.43	



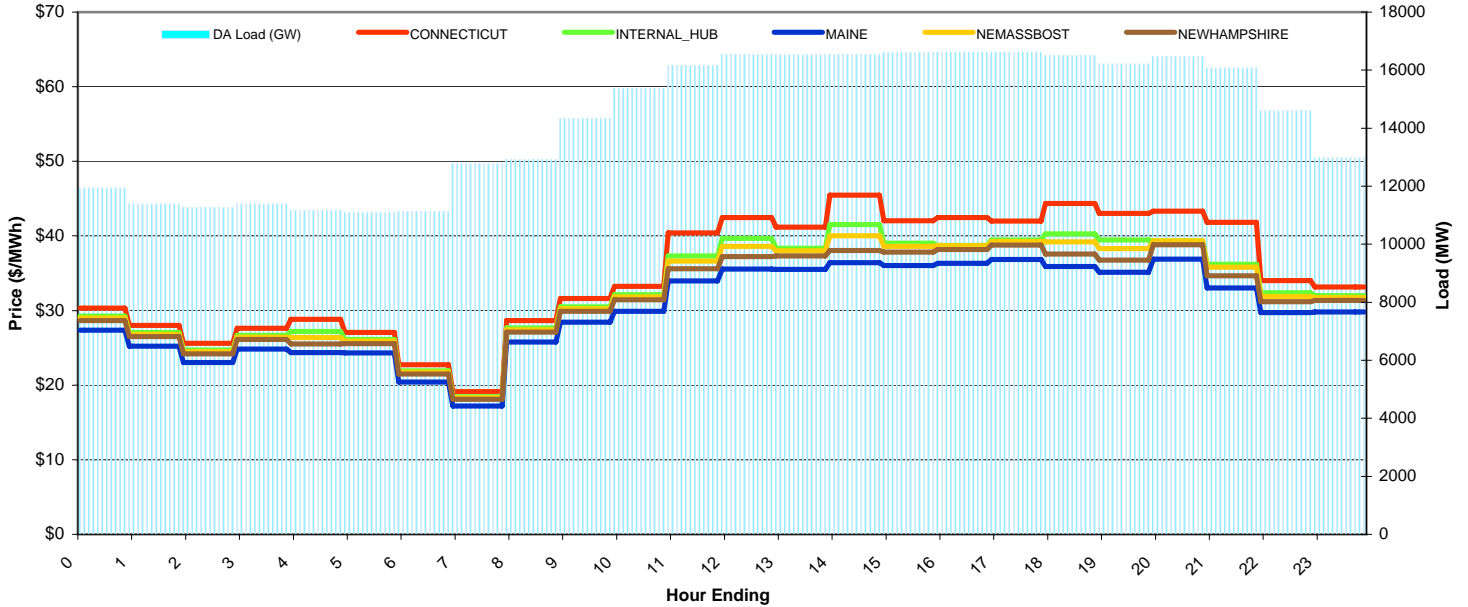
ISO-NE Daily Report

Sunday July 26, 2009

Price Color Codes: <=0 >=100 >=200

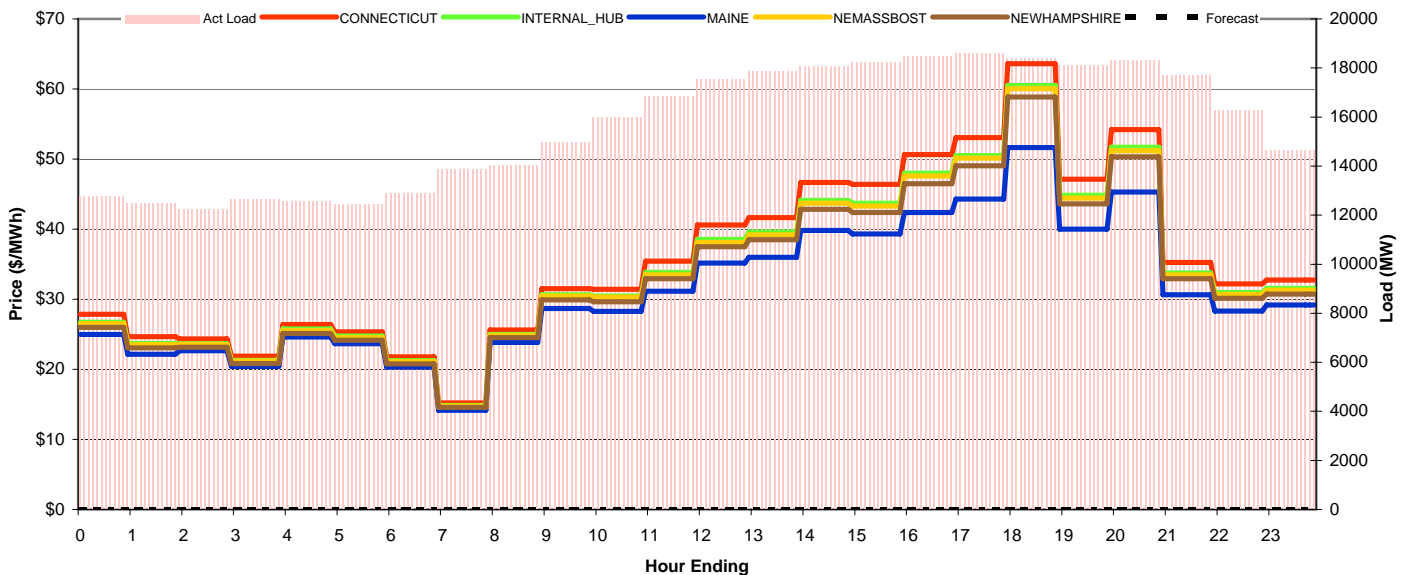
Day-Ahead Prices and Cleared Load

	HE1	HE2	HE3	HE4	HE5	HE6	HE7	HE8	HE9	HE10	HE11	HE12	HE13	HE14	HE15	HE16	HE17	HE18	HE19	HE20	HE21	HE22	HE23	HE24	avg all/peak
CONNECTICUT	30.31	28.02	25.60	27.63	28.82	27.06	22.72	19.12	28.65	31.60	33.26	40.39	42.47	41.17	45.46	42.04	42.47	42.00	44.37	43.00	43.33	41.81	34.00	33.16	35 / 38
NEMASSBOST	29	26.81	24.5	26.44	26.4	25.89	21.74	18.3	27.41	30.24	31.83	36.65	38.59	38.01	40	38.61	38.71	39.26	39.2	38.31	39.34	35.82	31.87	31.73	32 / 34
MAINE	27.37	25.20	23.03	24.85	24.37	24.34	20.43	17.19	25.76	28.42	29.91	33.95	35.54	35.53	36.40	36.02	36.31	36.86	35.92	35.11	36.89	33.02	29.71	29.82	30 / 33
INTERNAL_HUB	29.25	27.05	24.71	26.67	27.21	26.12	21.93	18.46	27.65	30.51	32.11	37.32	39.66	38.35	41.51	39.03	38.73	39.45	40.29	39.44	39.34	36.2	32.39	32.01	33 / 36
DA Load (GW)	11.9	11.4	11.3	11.4	11.2	11.1	11.1	12.8	12.9	14.3	15.4	16.2	16.5	16.5	16.5	16.6	16.8	16.8	16.5	16.2	16.5	16.1	14.6	13.0	



Preliminary Real-Time Prices with Forecasted and Actual System Load

	HE1	HE2	HE3	HE4	HE5	HE6	HE7	HE8	HE9	HE10	HE11	HE12	HE13	HE14	HE15	HE16	HE17	HE18	HE19	HE20	HE21	HE22	HE23	HE24	avg all/peak
CONNECTICUT	27.85	24.68	24.36	21.88	26.38	25.33	21.77	15.22	25.61	31.52	31.40	35.42	40.61	41.66	46.66	46.37	50.62	53.08	63.63	47.13	54.20	35.27	32.17	32.73	36 / 41
NEMASSBOST	26.52	23.52	23.56	21.2	25.54	24.53	21.09	14.75	24.83	30.47	30.31	33.48	38.07	39.16	43.7	43.31	47.58	50.12	60.04	44.45	51.19	33.47	30.69	31.28	34 / 38
NEWHAMPSHIRE	25.97	23.06	23.13	20.82	25.13	24.15	20.78	14.55	24.5	29.89	29.64	32.92	37.48	38.48	42.81	42.37	46.5	49.04	58.87	43.61	50.33	32.9	30.14	30.72	33 / 38
MAINE	24.96	22.16	22.63	20.40	24.59	23.80	20.32	14.17	23.83	28.69	28.26	31.14	35.18	35.96	39.83	39.32	42.37	44.29	51.64	39.99	45.30	30.66	28.29	29.17	34 / 35
INTERNAL_HUB	26.73	23.69	23.67	21.3	25.74	24.73	21.25	14.85	24.98	30.62	30.47	33.84	38.54	39.58	44.12	43.69	47.98	50.52	60.51	44.82	51.71	33.76	30.96	31.55	34 / 39
Forecast	0.00	0.00	0.00	0.00	0.00	0.00	0.00	0.00	0.00	0.00	0.00	0.00	0.00	0.00	0.00	0.00	0.00	0.00	0.00	0.00	0.00	0.00	0.00	0.00	0 / 0
(RT) - (DA Load)	0.84	1.11	0.96	1.27	1.41	1.35	1.78	1.08	1.11	0.64	0.63	0.71	1.00	1.33	1.53	1.62	1.75	1.77	1.89	1.93	1.84	1.63	1.66	1.68	



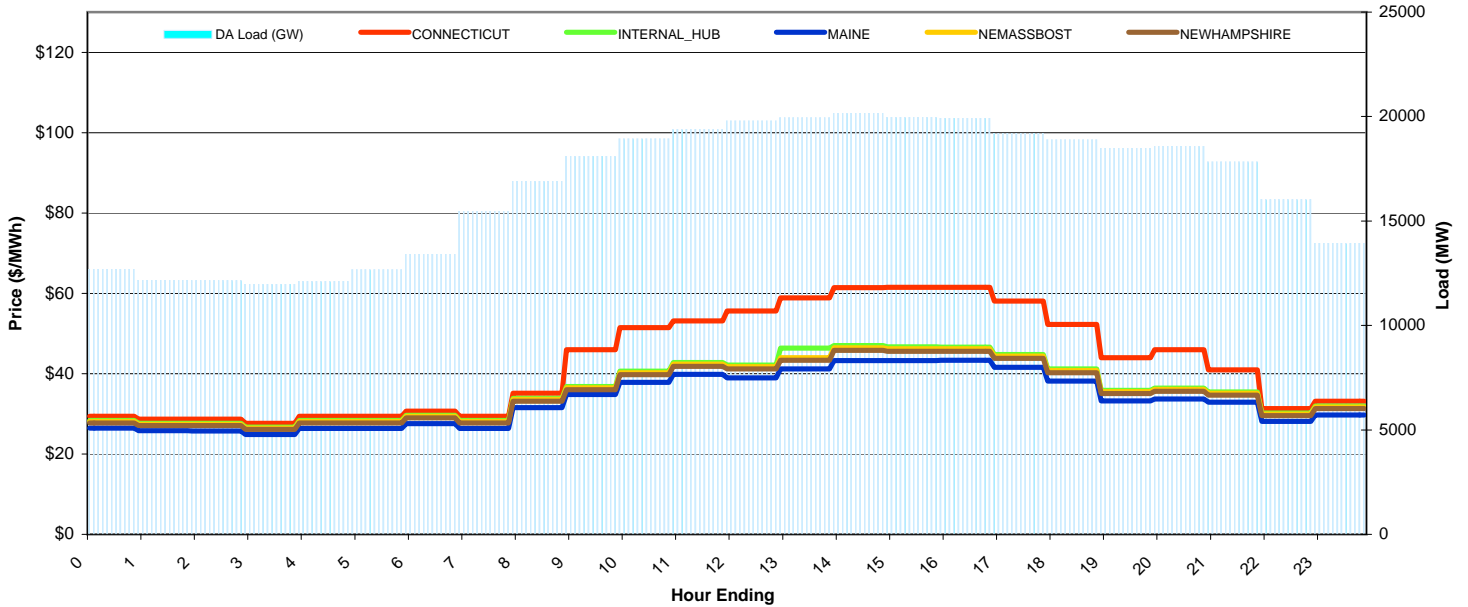
ISO-NE Daily Report

Monday July 27, 2009

Price Color Codes: <=0 >=100 >=200

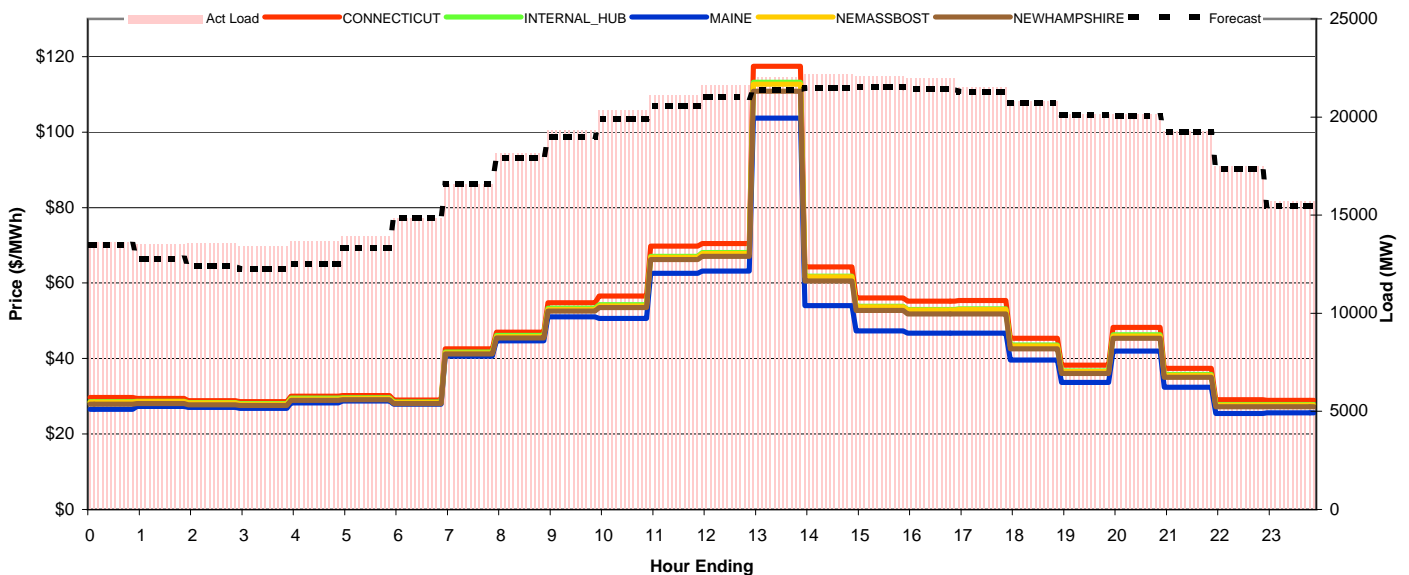
Day-Ahead Prices and Cleared Load

	HE1	HE2	HE3	HE4	HE5	HE6	HE7	HE8	HE9	HE10	HE11	HE12	HE13	HE14	HE15	HE16	HE17	HE18	HE19	HE20	HE21	HE22	HE23	HE24	avg all/peak
CONNECTICUT	29.36	28.65	28.65	27.62	29.36	29.36	30.68	29.36	35.09	46.00	51.42	53.11	55.60	58.85	61.42	61.51	61.51	58.09	52.24	44.00	46.00	40.97	31.28	33.10	43 / 49
NEMASSBOST	28.1	27.42	27.42	26.44	28.1	28.1	29.36	28.1	33.58	36.45	40.26	42.37	41.73	43.96	46.46	46.21	46.19	44.38	40.81	35.51	36.08	35.09	29.93	31.67	36 / 39
MAINE	26.42	25.80	25.75	24.82	26.38	26.38	27.57	26.38	31.53	34.81	37.81	39.79	38.99	41.20	43.23	43.29	43.33	41.62	38.14	33.22	33.73	32.87	28.10	29.74	33 / 37
INTERNAL_HUB	28.35	27.66	27.66	26.67	28.35	28.35	29.62	28.35	33.88	36.79	40.64	42.76	42.13	46.38	46.96	46.65	46.63	44.8	41.19	35.84	36.42	35.41	30.19	31.95	36 / 40
DA Load (GW)	12.7	12.2	12.1	12.0	12.1	12.7	13.4	15.5	16.9	18.1	18.9	19.4	19.8	19.9	20.2	20.0	19.9	19.2	18.9	18.5	18.6	17.8	16.0	13.9	



Preliminary Real-Time Prices with Forecasted and Actual System Load

	HE1	HE2	HE3	HE4	HE5	HE6	HE7	HE8	HE9	HE10	HE11	HE12	HE13	HE14	HE15	HE16	HE17	HE18	HE19	HE20	HE21	HE22	HE23	HE24	avg all/peak
CONNECTICUT	29.68	29.41	28.82	28.55	30.01	30.22	29.04	42.53	47.00	54.79	56.56	69.75	70.44	117.46	64.29	56.02	55.22	55.36	45.37	38.23	48.27	37.43	29.10	28.89	47 / 55
NEMASSBOST	28.39	28.55	28.2	27.94	29.29	29.39	28.3	41.49	45.8	52.98	53.95	66.82	67.83	112.7	61.65	53.71	52.82	52.96	43.37	36.51	45.98	35.49	27.62	27.62	45 / 53
NEWHAMPSHIRE	27.89	28.09	27.77	27.52	28.89	29.12	28.08	41.21	45.44	52.59	53.53	66.24	67.07	110.87	60.53	52.72	51.78	51.85	42.6	36.06	45.38	35	27.26	27.21	44 / 53
MAINE	26.54	27.31	27.08	26.83	28.27	88.00	27.86	40.66	44.68	51.06	50.66	62.60	63.14	103.67	54.03	47.31	46.73	46.69	39.57	33.67	41.97	32.43	25.43	25.65	44 / 49
INTERNAL_HUB	28.62	28.7	28.35	28.1	29.5	29.59	28.46	41.7	46.09	53.31	54.25	67.11	68.07	113.17	61.79	53.85	52.99	53.19	43.61	36.76	46.33	35.81	27.84	27.79	45 / 53
Forecast	13.51	12.79	12.43	12.26	12.50	13.34	14.85	16.60	17.92	19.00	19.90	20.58	21.00	21.36	21.47	21.52	21.43	21.30	20.69	20.09	20.06	19.24	17.37	15.48	18 / 20
(RT) - (DA Load)	0.97	1.35	1.46	1.45	1.56	1.29	1.46	1.13	1.26	1.24	1.44	1.76	1.85	2.08	2.06	2.14	2.03	2.30	1.93	1.68	1.56	1.44	1.47	1.80	



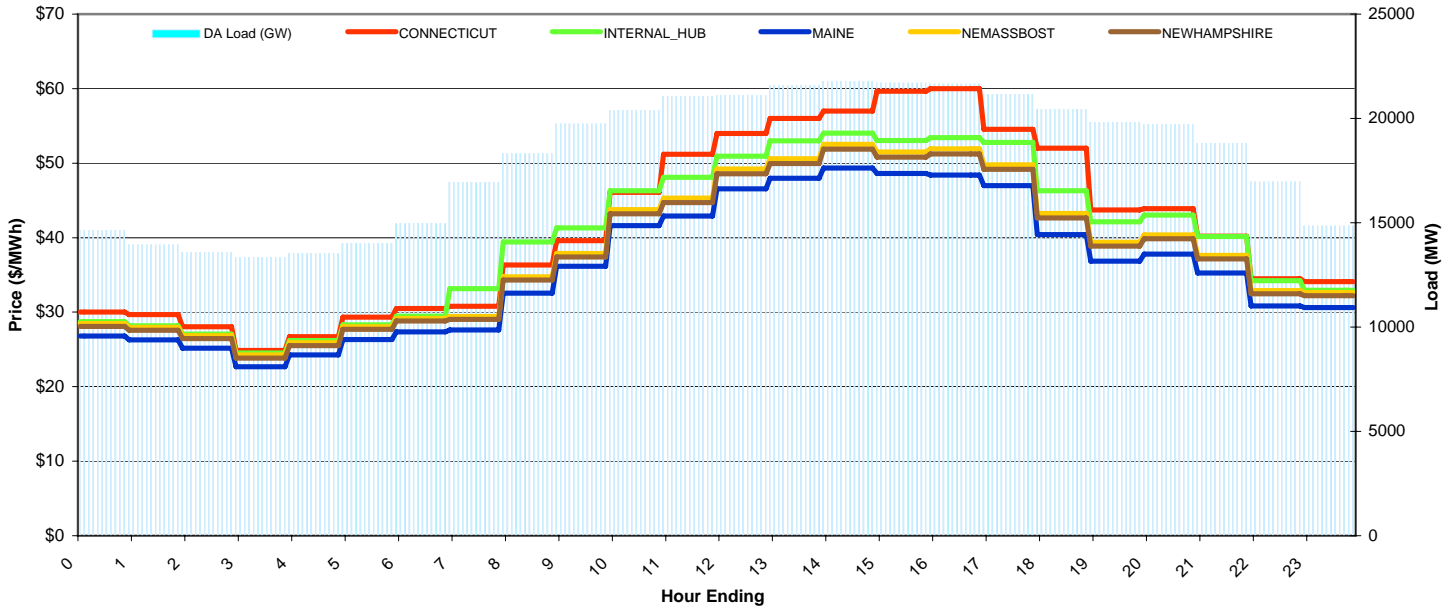
ISO-NE Daily Report

Tuesday July 28, 2009

Price Color Codes: <=0 >=100 >=200

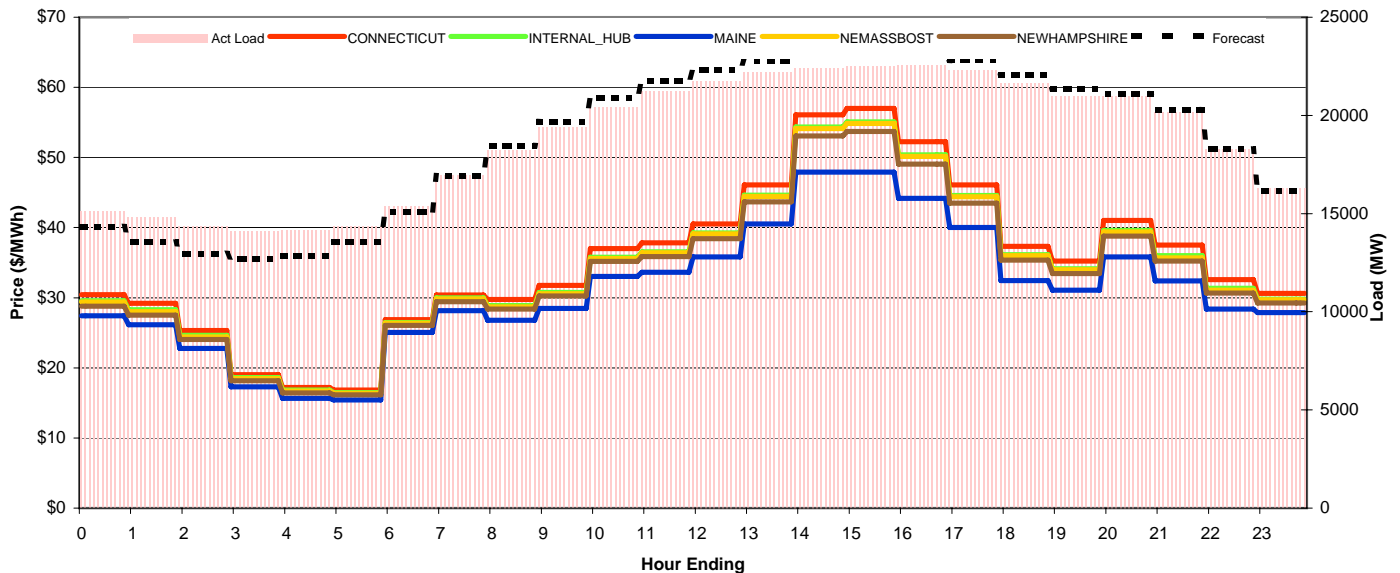
Day-Ahead Prices and Cleared Load

	HE1	HE2	HE3	HE4	HE5	HE6	HE7	HE8	HE9	HE10	HE11	HE12	HE13	HE14	HE15	HE16	HE17	HE18	HE19	HE20	HE21	HE22	HE23	HE24	avg all/peak
CONNECTICUT	30.00	29.68	28.05	24.88	26.71	29.31	30.51	30.77	36.35	39.61	46.06	51.20	54.00	56.00	57.00	59.63	60.00	54.54	52.00	43.71	43.90	40.18	34.50	34.11	41 / 47
NEMASSBOST	28.47	27.96	26.82	24.25	25.91	28.04	29.18	29.43	34.76	37.88	43.75	45.3	49.22	50.6	52.54	51.48	51.93	49.79	43.24	39.39	40.38	37.64	32.9	32.62	38 / 43
NEWHAMPSHIRE	28.08	27.58	26.45	23.85	25.5	27.68	28.81	29.05	34.31	37.41	43.2	44.71	48.59	49.95	51.87	50.82	51.25	49.16	42.65	38.87	39.86	37.16	32.47	32.2	38 / 43
MAINE	26.78	26.29	25.15	22.69	24.26	26.33	27.35	27.61	32.57	36.18	41.60	42.89	46.57	47.96	49.33	48.60	48.41	46.99	40.39	36.86	37.81	35.26	30.83	30.64	36 / 41
INTERNAL_HUB	28.74	28.19	27.07	24.52	26.18	28.29	29.45	33.14	39.44	41.31	46.28	48.11	50.95	53	54.03	53.02	53.42	52.8	46.3	42.11	43.03	40.15	34.23	32.92	40 / 46
DA Load (GW)	14.6	13.9	13.6	13.4	13.5	14.0	15.0	16.9	18.3	19.7	20.4	21.0	21.1	21.6	21.8	21.7	21.7	21.2	20.4	19.8	19.7	18.8	17.0	14.8	



Preliminary Real-Time Prices with Forecasted and Actual System Load

	HE1	HE2	HE3	HE4	HE5	HE6	HE7	HE8	HE9	HE10	HE11	HE12	HE13	HE14	HE15	HE16	HE17	HE18	HE19	HE20	HE21	HE22	HE23	HE24	avg all/peak
CONNECTICUT	30.44	29.20	25.31	19.02	17.19	16.83	26.87	30.39	29.76	31.76	37.02	37.81	40.53	46.08	56.09	56.99	52.25	46.07	37.32	35.24	41.01	37.50	32.56	30.62	35 / 41
NEMASSBOST	29.4	28.02	24.4	18.46	16.69	16.37	26.39	29.85	28.72	30.59	35.6	36.41	39.1	44.46	54.1	54.83	50.17	44.4	36	34	39.37	35.67	31.08	29.71	34 / 39
NEWHAMPSHIRE	28.8	27.53	24.03	18.17	16.43	16.15	26.04	29.43	28.38	30.25	35.2	35.86	38.4	43.65	53.08	53.72	49.05	43.48	35.35	33.45	38.78	35.24	30.65	29.24	33 / 38
MAINE	27.43	26.13	22.79	17.29	15.64	16.00	25.04	28.16	26.80	28.49	33.03	33.63	35.80	40.52	47.90	47.92	44.18	40.00	32.44	31.09	35.81	32.38	28.40	27.89	34 / 35
INTERNAL_HUB	29.57	28.3	24.65	18.63	16.84	16.48	26.46	29.96	28.9	30.76	35.79	36.57	39.26	44.64	54.34	55.07	50.36	44.56	36.14	34.13	39.61	36.01	31.35	29.81	34 / 39
Forecast	14.34	13.54	12.96	12.71	12.84	13.54	15.07	16.93	18.45	19.68	20.89	21.76	22.30	22.78	23.03	23.10	23.11	22.80	22.03	21.34	21.11	20.29	18.29	16.14	19 / 21
(RT) - (DA Load)	0.45	0.87	0.75	0.72	0.60	0.34	0.43	0.04	-0.09	-0.36	0.03	0.19	0.64	0.61	0.63	0.79	0.88	1.12	1.19	1.18	1.28	1.36	1.29	1.41	



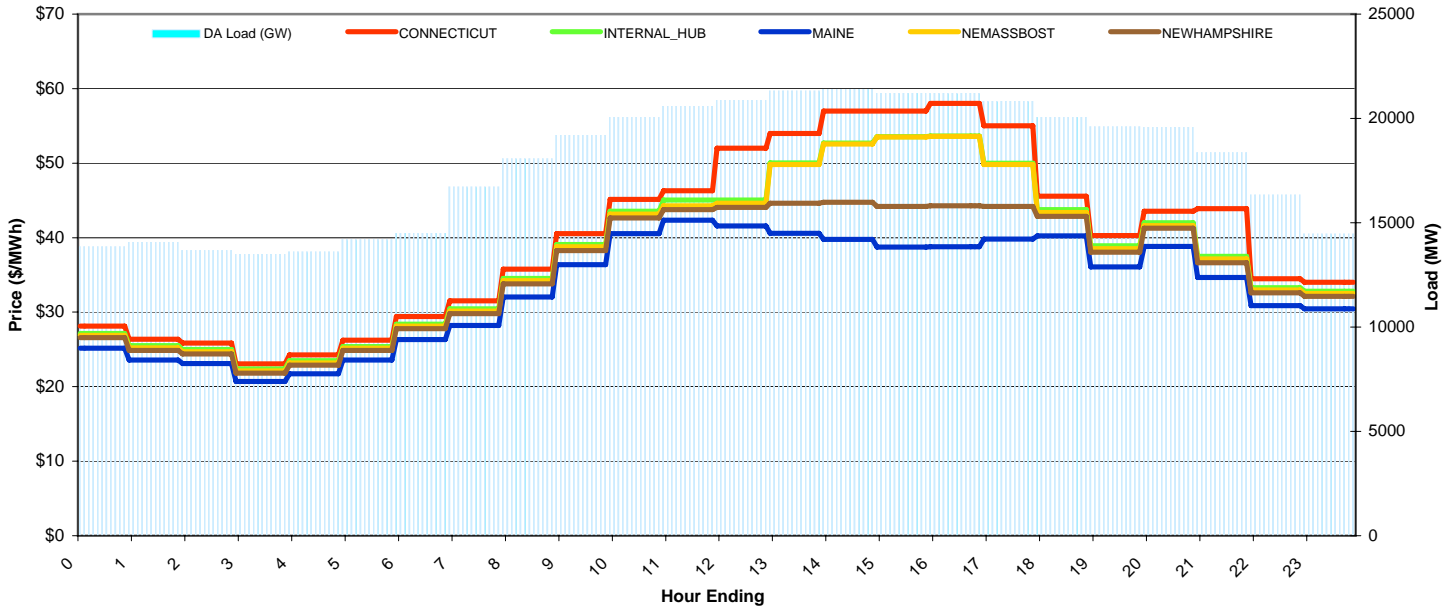
ISO-NE Daily Report

Wednesday July 29, 2009

Price Color Codes: ≤0 >=100 >=200

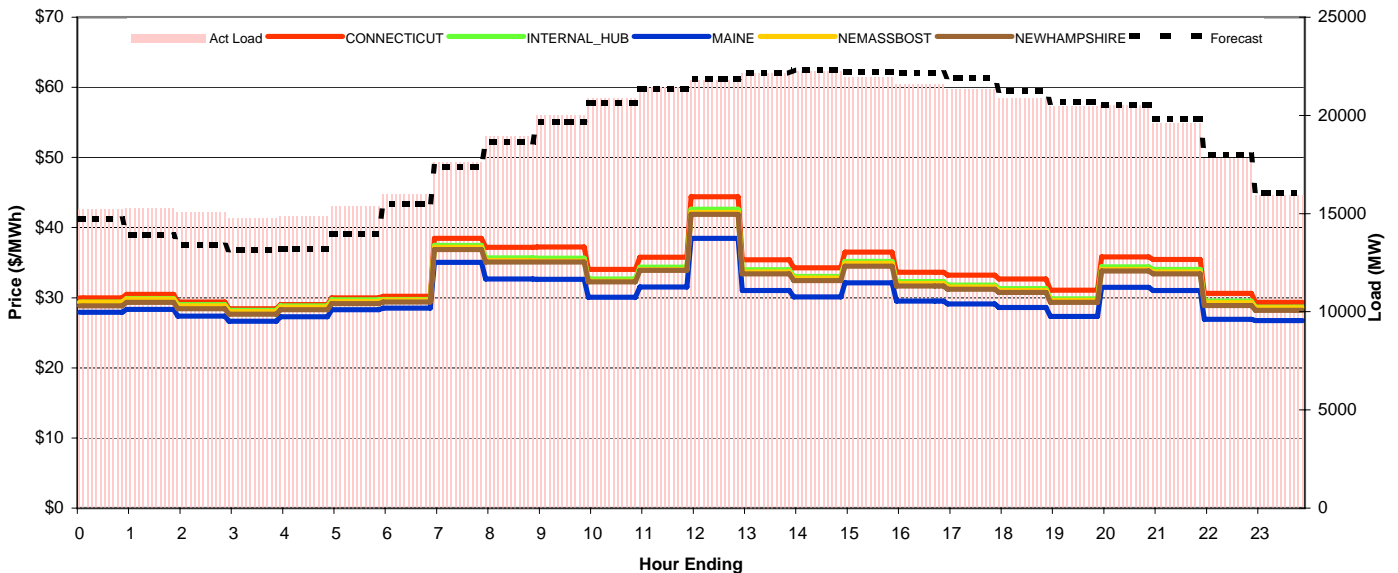
Day-Ahead Prices and Cleared Load

	HE1	HE2	HE3	HE4	HE5	HE6	HE7	HE8	HE9	HE10	HE11	HE12	HE13	HE14	HE15	HE16	HE17	HE18	HE19	HE20	HE21	HE22	HE23	HE24	avg all/peak
CONNECTICUT	28.13	26.38	25.84	23.08	24.26	26.25	29.42	31.54	35.77	40.52	45.14	46.31	52.00	54.00	57.00	57.00	58.00	55.02	45.57	40.30	43.54	43.87	34.50	34.00	40 / 46
NEMASSBOST	26.9	25.21	24.7	22.12	23.21	25.17	28.14	30.16	34.21	38.76	43.18	44.29	44.63	49.82	52.58	53.49	53.59	49.8	43.38	38.54	41.63	37.13	33	32.51	37 / 43
NEWHAMPSHIRE	26.57	24.88	24.38	21.82	22.91	24.85	27.79	29.79	33.79	38.28	42.65	43.74	44.06	44.62	44.76	44.19	44.28	44.21	42.85	38.07	41.25	36.65	32.59	32.11	35 / 40
MAINE	25.18	23.59	23.11	20.69	21.72	23.56	26.34	28.23	32.02	36.36	40.56	42.34	41.55	40.59	39.78	38.72	38.78	39.79	40.22	36.08	38.84	34.66	30.89	30.44	33 / 37
INTERNAL_HUB	27.14	25.51	24.99	22.39	23.48	25.4	28.39	30.43	34.51	39.1	43.56	45.03	45.04	50.04	52.71	53.55	53.65	50	43.77	38.89	42	37.47	33.29	32.8	38 / 43
DA Load (GW)	13.9	14.1	13.7	13.5	13.6	14.2	14.5	16.7	18.1	19.2	20.0	20.6	20.9	21.3	21.4	21.2	21.2	20.8	20.1	19.6	19.6	18.4	16.3	14.5	



Preliminary Real-Time Prices with Forecasted and Actual System Load

	HE1	HE2	HE3	HE4	HE5	HE6	HE7	HE8	HE9	HE10	HE11	HE12	HE13	HE14	HE15	HE16	HE17	HE18	HE19	HE20	HE21	HE22	HE23	HE24	avg all/peak
CONNECTICUT	29.99	30.50	29.38	28.44	29.00	29.96	30.19	38.46	37.18	37.22	34.04	35.79	44.42	35.39	34.29	36.52	33.61	33.21	32.67	31.08	35.81	35.45	30.62	29.33	33 / 35
NEMASSBOST	29.34	29.82	28.83	28	28.64	29.5	29.64	37.2	35.3	35.23	32.34	34	42.15	33.69	32.81	34.89	32.03	31.52	31.01	29.6	34.05	33.67	29.3	28.57	32 / 34
NEWHAMPSHIRE	28.86	29.32	28.43	27.64	28.27	29.15	29.37	36.87	35.11	35.09	32.26	33.92	41.9	33.42	32.44	34.48	31.67	31.19	30.74	29.36	33.82	33.42	28.9	28.18	32 / 33
MAINE	27.94	28.36	27.37	26.65	27.31	28.00	28.52	35.06	32.68	32.62	30.07	31.55	38.49	31.03	30.12	32.11	29.51	29.10	28.59	27.33	31.47	31.03	26.92	26.76	32 / 31
INTERNAL_HUB	29.38	29.9	29.03	28.19	28.84	29.69	29.75	37.48	35.68	35.62	32.68	34.36	42.61	34.01	33.06	35.18	32.3	31.8	31.29	29.84	34.39	34.03	29.54	28.66	32 / 34
Forecast	14.71	13.88	13.39	13.13	13.20	13.95	15.49	17.39	18.65	19.69	20.62	21.35	21.85	22.15	22.31	22.21	22.14	21.91	21.27	20.67	20.54	19.81	17.97	16.04	19 / 21
(RT) - (DA Load)	1.34	1.20	1.39	1.30	1.26	1.19	1.47	0.86	0.87	0.81	0.80	0.86	0.92	0.85	0.83	0.71	0.40	0.50	0.79	0.86	0.95	1.26	1.45	1.47	



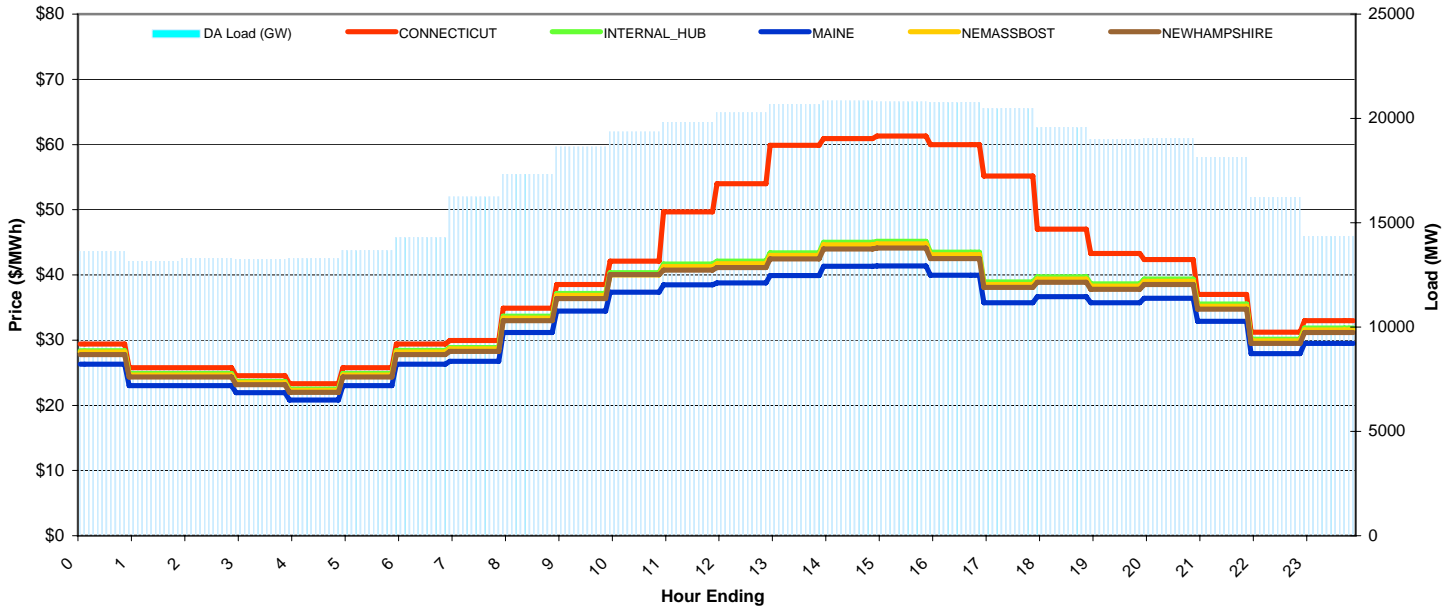
ISO-NE Daily Report

Thursday July 30, 2009

Price Color Codes: <=0 >=100 >=200

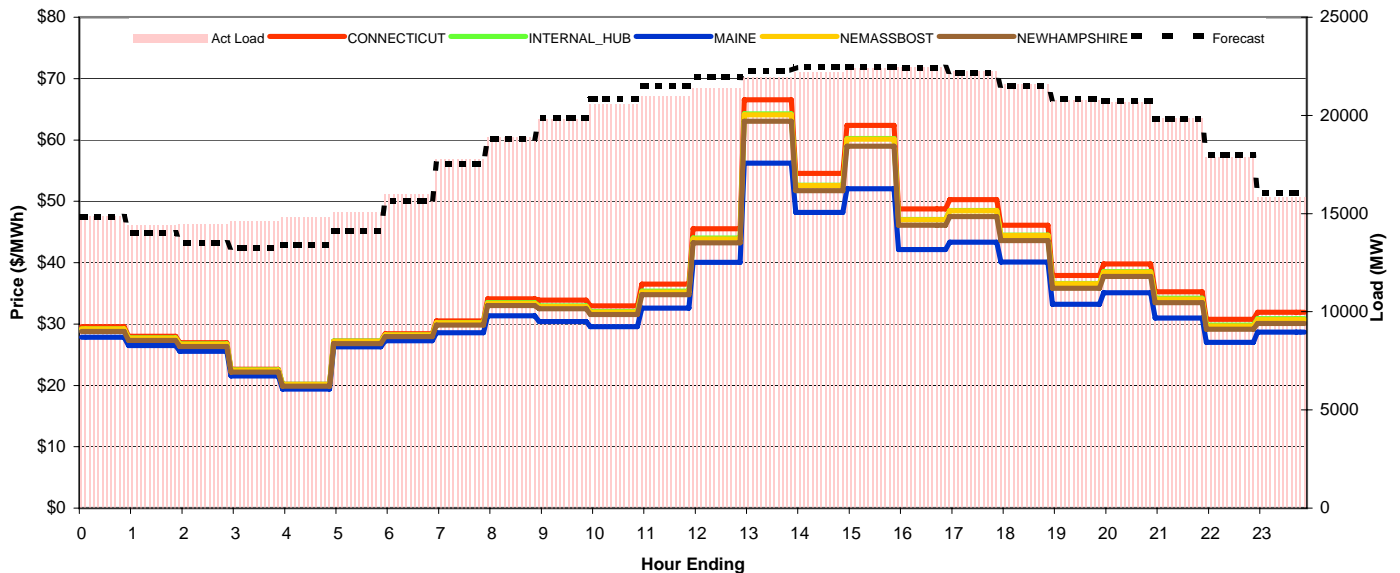
Day-Ahead Prices and Cleared Load

	HE1	HE2	HE3	HE4	HE5	HE6	HE7	HE8	HE9	HE10	HE11	HE12	HE13	HE14	HE15	HE16	HE17	HE18	HE19	HE20	HE21	HE22	HE23	HE24	avg all/peak
CONNECTICUT	29.42	25.77	25.77	24.52	23.29	25.77	29.42	29.93	34.88	38.51	42.11	49.65	54.00	59.87	60.93	61.28	60.00	55.19	47.00	43.30	42.34	37.00	31.23	33.00	40 / 47
NEMASSBOST	28.15	24.66	24.66	23.47	22.29	24.66	28.16	28.64	33.38	36.85	39.99	41.29	41.71	43.01	44.59	44.75	43.08	38.53	39.37	38.29	39.03	35.21	29.89	31.58	34 / 39
NEWHAMPSHIRE	27.8	24.35	24.35	23.17	22.01	24.35	27.8	28.28	32.96	36.39	40.04	40.75	41.14	42.44	43.97	44.13	42.48	38.1	38.85	37.8	38.53	34.76	29.51	31.18	34 / 38
MAINE	26.31	23.04	23.04	21.93	20.83	23.04	26.31	26.76	31.19	34.44	37.36	38.46	38.77	39.90	41.32	41.39	39.97	35.72	36.68	35.72	36.44	32.90	27.93	29.51	32 / 36
INTERNAL_HUB	28.39	24.87	24.87	23.67	22.48	24.87	28.4	28.88	33.66	37.17	40.33	41.66	42.09	43.41	45	45.17	43.49	38.9	39.72	38.63	39.36	35.51	30.15	31.85	35 / 39
DA Load (GW)	13.6	13.1	13.3	13.2	13.3	13.7	14.3	16.2	17.3	18.6	19.4	19.8	20.3	20.7	20.8	20.8	20.5	19.6	19.0	19.0	19.0	18.1	16.2	14.3	



Preliminary Real-Time Prices with Forecasted and Actual System Load

	HE1	HE2	HE3	HE4	HE5	HE6	HE7	HE8	HE9	HE10	HE11	HE12	HE13	HE14	HE15	HE16	HE17	HE18	HE19	HE20	HE21	HE22	HE23	HE24	avg all/peak
CONNECTICUT	29.56	28.02	26.98	22.64	20.17	27.22	28.40	30.49	34.13	33.89	32.95	36.51	45.51	66.54	54.54	62.39	48.75	50.26	46.11	37.92	39.79	35.27	30.76	31.91	38 / 43
NEMASSBOST	29.21	27.71	26.72	22.47	20.14	27.17	28.22	30.21	33.37	32.83	31.9	35.19	43.86	64.1	52.57	60.14	46.99	48.44	44.45	36.56	38.41	34.06	29.7	30.71	36 / 41
NEWHAMPSHIRE	28.79	27.33	26.36	22.17	19.89	26.82	27.93	29.82	33.03	32.5	31.56	34.78	43.23	63.06	51.74	58.96	46.08	47.5	43.58	35.84	37.75	33.48	29.16	30.11	36 / 41
MAINE	27.83	26.50	25.56	21.52	19.40	28.00	27.25	28.59	31.32	30.41	29.56	32.58	40.06	56.23	48.19	52.07	42.15	43.34	40.10	33.24	35.09	30.96	27.03	28.66	36 / 38
INTERNAL_HUB	29.23	27.76	26.77	22.52	20.2	27.21	28.21	30.2	33.47	32.98	32.02	35.34	44.02	64.24	52.63	60.24	47.06	48.5	44.51	36.63	38.54	34.23	29.85	30.85	37 / 42
Forecast	14.85	14.02	13.52	13.24	13.41	14.12	15.65	17.52	18.83	19.89	20.81	21.48	21.94	22.28	22.44	22.45	22.43	22.15	21.48	20.84	20.72	19.82	17.97	16.04	19 / 21
(RT) - (DA Load)	1.23	1.29	1.17	1.36	1.53	1.40	1.67	1.54	1.53	1.19	1.21	1.15	1.10	1.22	1.33	1.57	1.65	1.75	2.01	1.78	1.64	1.69	1.64	1.48	



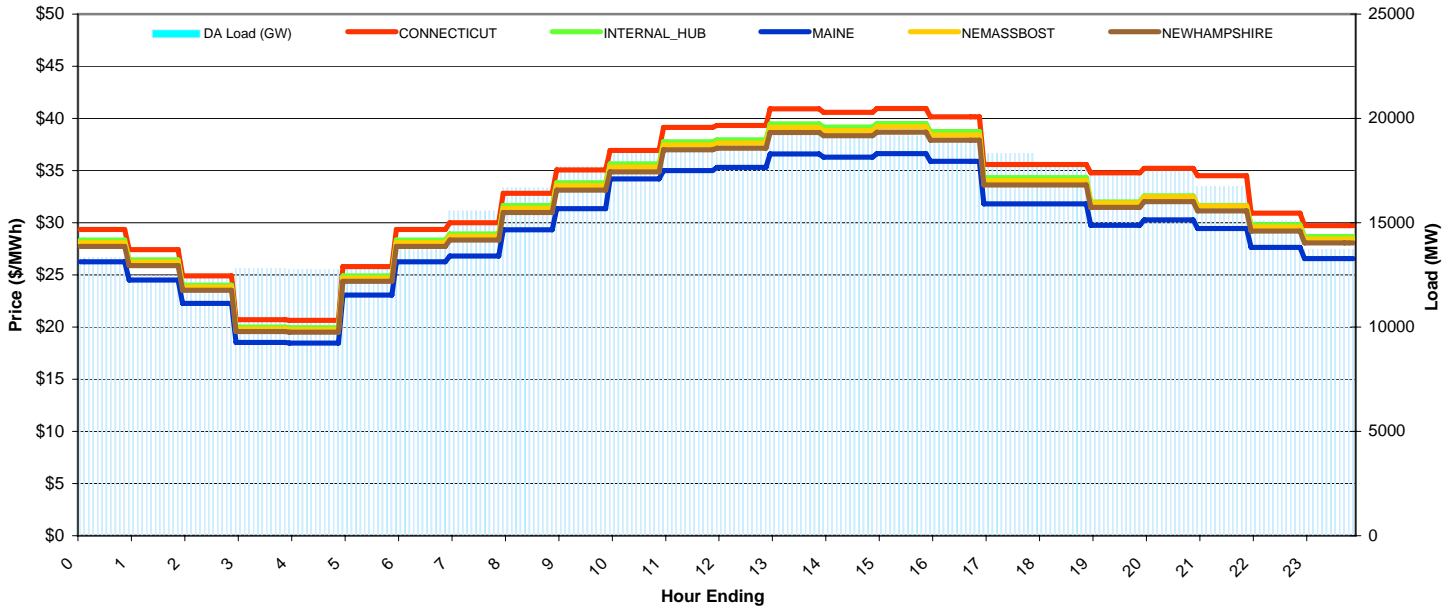
ISO-NE Daily Report

Friday July 31, 2009

Price Color Codes: <=0 >=100 >=200

Day-Ahead Prices and Cleared Load

	HE1	HE2	HE3	HE4	HE5	HE6	HE7	HE8	HE9	HE10	HE11	HE12	HE13	HE14	HE15	HE16	HE17	HE18	HE19	HE20	HE21	HE22	HE23	HE24	avg all/peak
CONNECTICUT	29.36	27.41	24.91	20.72	20.65	25.81	29.36	29.99	32.81	35.06	36.94	39.15	39.33	40.91	40.59	40.96	40.14	35.59	35.59	34.77	35.23	34.50	30.92	29.72	33 / 36
NEMASSBOST	28.1	26.23	23.83	19.83	19.76	24.7	28.1	28.7	31.39	33.55	35.35	37.46	37.63	39.15	38.84	39.19	38.41	34.05	34.05	31.91	32.47	31.59	29.59	28.44	31 / 35
NEWHAMPSHIRE	27.74	25.89	23.53	19.57	19.51	24.38	27.74	28.33	30.99	33.12	34.89	36.98	37.15	38.65	38.34	38.69	37.92	33.61	33.61	31.46	32.01	31.14	29.21	28.07	31 / 34
MAINE	26.25	24.50	22.27	18.52	18.46	23.07	26.25	26.82	29.33	31.35	34.20	35.00	35.32	36.58	36.29	36.62	35.89	31.82	31.82	29.76	30.28	29.46	27.64	26.57	29 / 32
INTERNAL_HUB	28.33	26.44	24.03	19.99	19.93	24.9	28.33	28.94	31.65	33.83	35.64	37.77	37.94	39.48	39.16	39.52	38.73	34.34	34.34	31.99	32.57	31.66	29.83	28.67	32 / 35
DA Load (GW)	13.3	12.5	12.4	12.8	12.8	12.9	14.0	15.6	16.7	17.7	18.4	18.8	19.1	19.3	19.3	19.2	18.8	18.3	17.8	17.4	17.5	16.7	15.1	13.7	



Preliminary Real-Time Prices with Forecasted and Actual System Load

	HE1	HE2	HE3	HE4	HE5	HE6	HE7	HE8	HE9	HE10	HE11	HE12	HE13	HE14	HE15	HE16	HE17	HE18	HE19	HE20	HE21	HE22	HE23	HE24	avg all/peak
CONNECTICUT	32.64	29.72	28.11	25.37	24.39	28.98	29.04	31.15	35.92	41.48	42.29	39.31	35.46	34.90	33.31	32.61	35.89	31.07	30.68	29.77	30.06	28.10	26.92	24.30	32 / 34
NEMASSBOST	31.38	28.74	27.35	24.87	23.91	28.4	28.45	30.24	34.28	39.55	40.34	37.5	33.8	33.24	31.73	31.06	34.19	29.62	29.24	28.39	28.67	26.8	25.7	23.33	30 / 32
NEWHAMPSHIRE	30.72	28.21	26.94	24.47	23.53	27.94	28	29.78	33.8	39	39.81	37.01	33.32	32.75	31.26	30.6	33.67	29.18	28.8	27.97	28.25	26.43	25.33	22.97	30 / 32
MAINE	29.17	26.86	25.83	23.58	22.68	28.00	26.96	28.28	31.76	36.59	37.41	34.76	31.34	30.76	29.38	28.75	31.58	27.38	27.04	26.31	26.55	24.81	23.80	21.89	31 / 30
INTERNAL_HUB	31.57	28.9	27.47	24.97	24.01	28.53	28.58	30.42	34.59	39.91	40.68	37.81	34.11	33.56	32.02	31.34	34.52	29.88	29.51	28.64	28.92	27.02	25.89	23.44	31 / 32
Forecast	14.59	13.60	13.05	12.74	12.81	13.42	14.87	16.68	18.00	19.01	19.90	20.44	20.83	21.19	21.29	21.17	20.96	20.52	19.72	19.06	18.97	18.32	16.76	15.15	18 / 20
(RT) - (DA Load)	1.47	1.43	1.13	0.56	0.61	0.86	0.82	0.70	1.00	1.05	1.04	0.92	0.47	0.36	0.32	0.27	0.19	0.13	0.07	0.09	0.00	0.06	0.43	0.42	

