

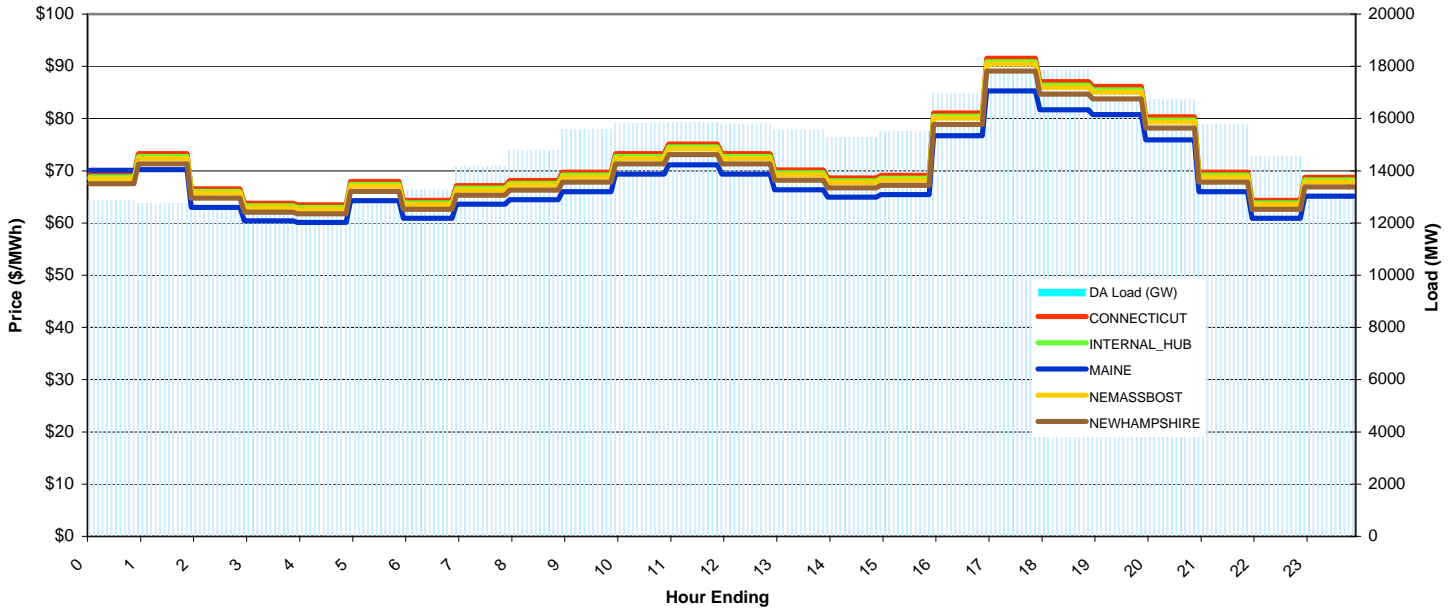
ISO-NE Daily Report

Report for 01/01/2009

Price Color Codes: <=0 >=100 >=200

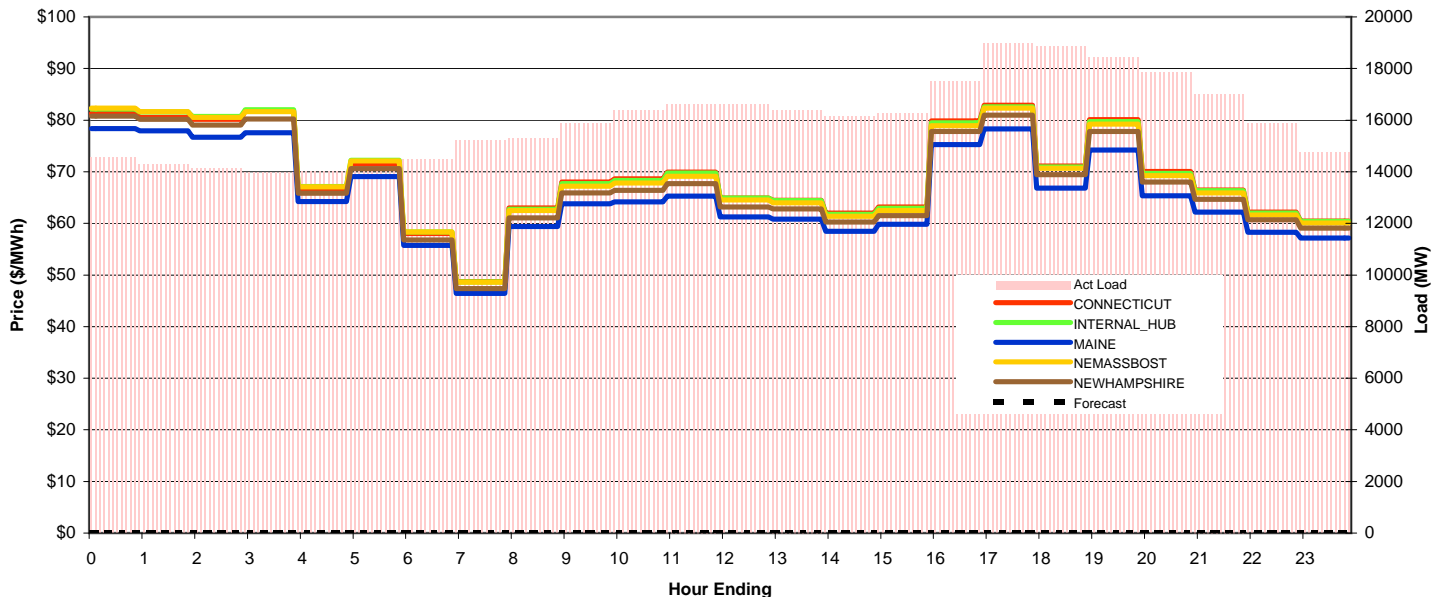
Day-Ahead Prices and Cleared Load

	HE1	HE2	HE3	HE4	HE5	HE6	HE7	HE8	HE9	HE10	HE11	HE12	HE13	HE14	HE15	HE16	HE17	HE18	HE19	HE20	HE21	HE22	HE23	HE24	avg all/peak
CONNECTICUT	69.34	73.31	66.55	63.81	63.49	67.93	64.35	67.16	68.12	69.70	73.30	75.14	73.30	70.13	68.60	69.11	81.07	91.57	87.07	86.13	80.35	69.70	64.35	68.77	72 / 75
NEMASSBOST	68.47	72.39	65.72	63.01	62.7	67.08	63.55	66.32	67.27	68.83	72.39	74.2	72.39	69.25	67.74	68.25	80.06	90.43	85.98	85.06	79.35	68.83	63.55	67.92	71 / 74
NEWHAMPSHIRE	67.55	71.34	64.75	62.08	61.77	66.08	62.6	65.34	66.27	67.81	71.31	73.1	71.31	68.22	66.73	67.23	78.86	89.08	84.7	83.79	78.17	67.81	62.6	66.91	70 / 73
MAINE	70.10	70.25	63.00	60.40	60.11	64.30	60.92	63.58	64.48	65.98	69.39	71.13	69.39	66.39	64.94	65.42	76.74	85.28	81.65	80.74	75.93	65.98	60.92	65.11	68 / 70
INTERNAL_HUB	68.8	72.74	66.04	63.31	63	67.4	63.85	66.64	67.59	69.16	72.73	74.55	72.73	69.58	68.06	68.57	80.43	90.86	86.39	85.46	79.72	69.16	63.85	68.24	72 / 74
DA Load (GW)	12.9	12.7	12.5	12.4	12.3	12.8	13.3	14.2	14.8	15.6	15.8	15.8	15.8	15.6	15.3	15.5	16.9	18.1	17.9	17.1	16.7	15.8	14.5	13.1	



Preliminary Real-Time Prices with Forecasted and Actual System Load

	HE1	HE2	HE3	HE4	HE5	HE6	HE7	HE8	HE9	HE10	HE11	HE12	HE13	HE14	HE15	HE16	HE17	HE18	HE19	HE20	HE21	HE22	HE23	HE24	avg all/peak
CONNECTICUT	81.25	80.54	80.19	81.81	66.68	71.59	58.04	48.72	63.01	68.01	68.61	69.93	64.92	64.47	62.00	63.18	79.83	82.87	71.08	80.10	70.03	66.47	62.18	60.46	69 / 68
NEMASSBOST	82.36	81.66	80.56	81.68	67.05	72.08	58.33	48.59	62.48	67.23	67.8	69.14	64.51	64	61.37	62.52	78.94	82.32	70.67	79.25	69.22	65.88	61.62	60.09	69 / 67
NEWHAMPSHIRE	80.76	80.18	79.07	80.21	65.85	70.61	56.79	47.38	61.09	65.91	66.42	67.69	63.2	62.78	60.24	61.51	77.81	80.99	69.41	77.82	68.02	64.66	60.68	59.11	68 / 66
MAINE	78.34	77.94	76.72	77.55	64.20	88.00	55.73	46.44	59.40	63.79	64.16	65.27	61.25	60.79	58.44	59.81	75.29	78.30	66.82	74.19	65.35	62.19	58.25	57.15	66 / 64
INTERNAL_HUB	82.17	81.61	80.73	82	67.17	72.2	58.36	48.69	62.76	67.7	68.35	69.72	64.94	64.42	61.77	62.92	79.45	82.58	70.9	79.74	69.71	66.33	62.02	60.4	69 / 68
Forecast	0.00	0.00	0.00	0.00	0.00	0.00	0.00	0.00	0.00	0.00	0.00	0.00	0.00	0.00	0.00	0.00	0.00	0.00	0.00	0.00	0.00	0.00	0.00	0.00	0 / 0
(RT) - (DA Load)	1.71	1.53	1.59	1.61	1.68	1.47	1.20	1.03	0.52	0.31	0.55	0.78	0.80	0.83	0.87	0.75	0.55	0.86	0.99	1.35	1.12	1.23	1.34	1.59	



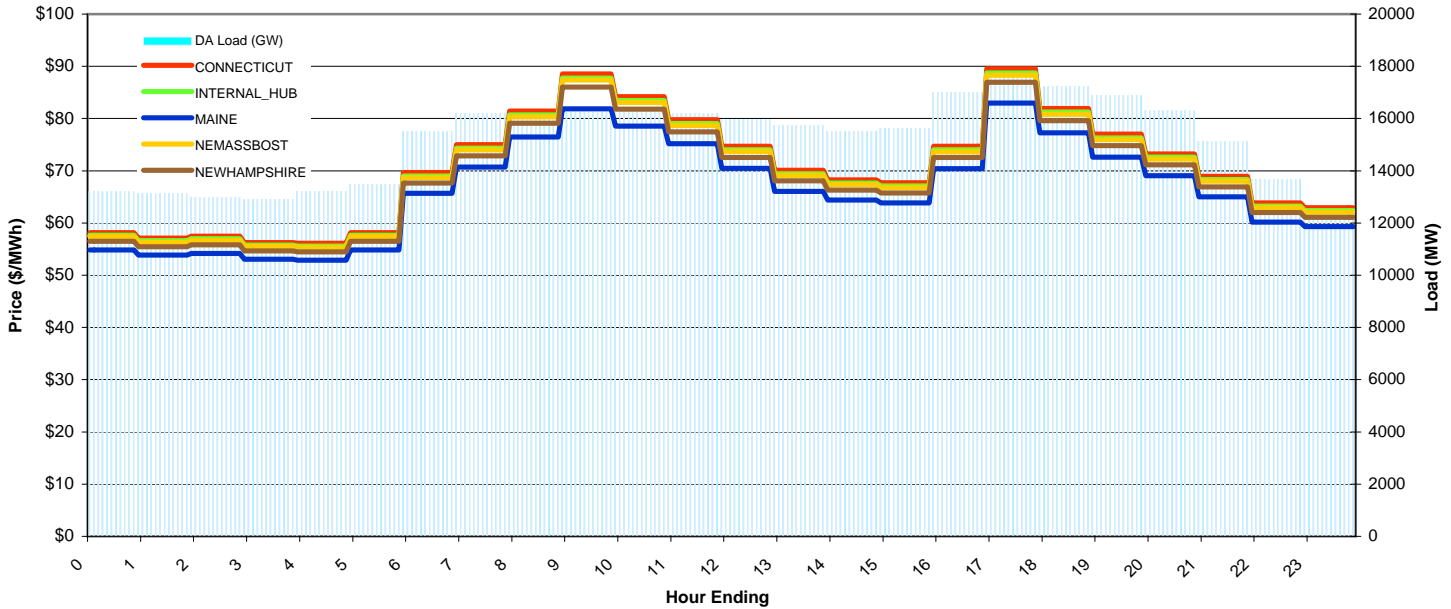
ISO-NE Daily Report

Report for 01/02/2009

Price Color Codes: <=0 >=100 >=200

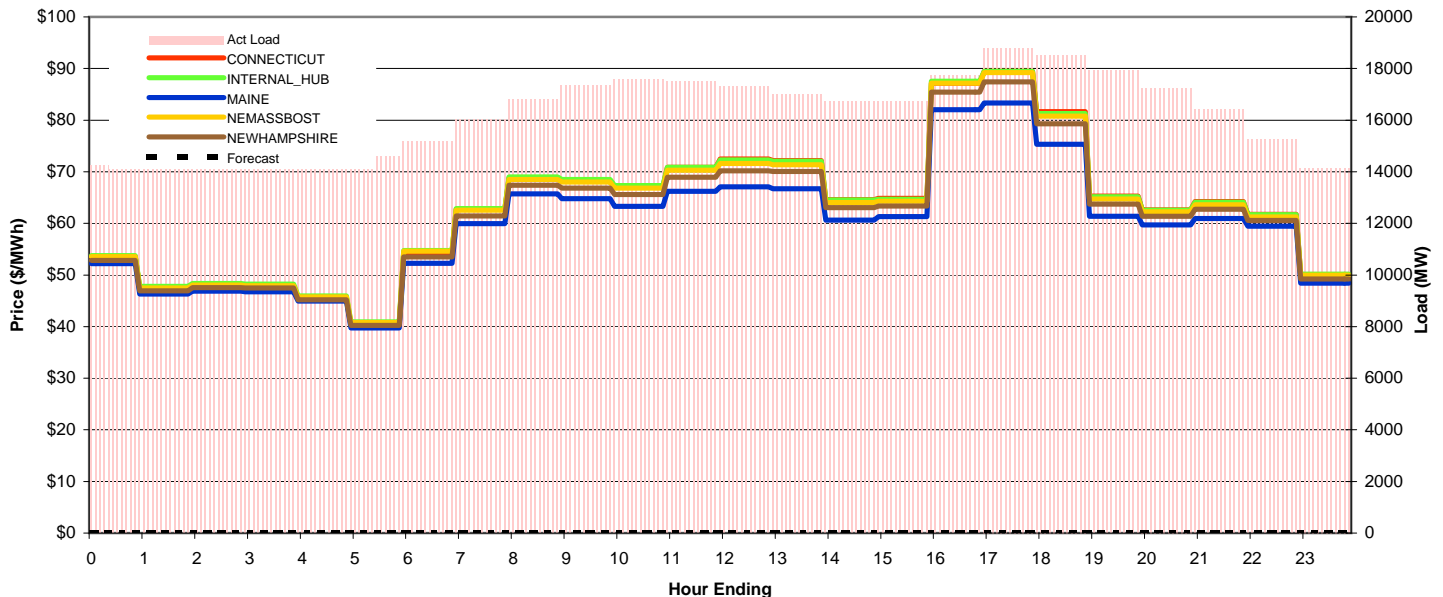
Day-Ahead Prices and Cleared Load

	HE1	HE2	HE3	HE4	HE5	HE6	HE7	HE8	HE9	HE10	HE11	HE12	HE13	HE14	HE15	HE16	HE17	HE18	HE19	HE20	HE21	HE22	HE23	HE24	avg all/peak
CONNECTICUT	58.17	57.10	57.47	56.28	56.10	58.17	69.64	75.00	81.44	88.56	84.21	79.75	74.71	70.08	68.27	67.70	74.67	89.52	81.95	77.00	73.24	68.93	63.82	62.93	71 / 76
NEMASSBOST	57.39	56.33	56.7	55.53	55.34	57.39	68.7	73.99	80.34	87.37	83.07	78.67	73.7	69.14	67.35	66.79	73.66	88.32	80.85	75.97	72.26	68	62.96	62.08	70 / 75
NEWHAMPSHIRE	56.49	55.45	55.82	54.66	54.48	56.49	67.63	72.84	79.09	86.01	81.78	77.45	72.56	68.06	66.31	65.75	72.52	86.94	79.59	74.79	71.13	66.94	61.99	61.12	69 / 74
MAINE	54.84	53.83	54.19	53.07	52.89	54.84	65.66	70.72	76.45	81.85	78.55	75.17	70.44	66.07	64.37	63.83	70.40	82.97	77.24	72.60	69.06	64.99	60.17	59.33	66 / 72
INTERNAL_HUB	57.65	56.59	56.96	55.78	55.6	57.65	69.02	74.33	80.71	87.77	83.45	79.03	74.04	69.45	67.66	67.09	74	88.72	81.22	76.31	72.59	68.31	63.25	62.37	70 / 75
DA Load (GW)	13.2	13.1	13.0	12.9	13.2	13.5	15.5	16.2	16.3	16.3	16.2	16.2	16.0	15.7	15.5	15.6	17.0	17.7	17.2	16.9	16.3	15.1	13.7	12.1	



Preliminary Real-Time Prices with Forecasted and Actual System Load

	HE1	HE2	HE3	HE4	HE5	HE6	HE7	HE8	HE9	HE10	HE11	HE12	HE13	HE14	HE15	HE16	HE17	HE18	HE19	HE20	HE21	HE22	HE23	HE24	avg all/peak
CONNECTICUT	53.56	47.47	47.94	47.88	45.51	40.41	54.35	62.74	68.77	68.28	67.11	70.85	72.46	72.15	64.63	64.83	87.17	89.48	81.65	65.31	62.60	64.21	61.76	50.08	63 / 70
NEMASSBOST	53.54	47.51	48.07	47.91	45.73	40.8	54.6	62.53	68.52	68.02	66.81	70.29	71.58	71.38	64.06	64.28	87.19	89.23	80.77	64.75	62.27	63.62	61.28	49.94	63 / 70
NEWHAMPSHIRE	52.85	46.94	47.58	47.46	45.21	40.23	53.5	61.41	67.36	66.84	65.59	68.93	70.2	70.04	63.07	63.39	85.44	87.41	79.3	63.71	61.36	62.72	60.57	49.23	62 / 69
MAINE	52.20	46.34	46.88	46.77	44.95	38.00	52.24	59.96	65.69	64.79	63.31	66.22	67.10	66.68	60.62	61.30	82.02	83.32	75.31	61.38	59.68	60.97	59.45	48.40	62 / 66
INTERNAL_HUB	53.78	47.79	48.35	48.21	45.96	40.92	54.76	62.89	68.98	68.49	67.31	70.86	72.26	72.02	64.53	64.69	87.52	89.48	81.29	65.15	62.57	64.08	61.67	50.15	63 / 70
Forecast	0.00	0.00	0.00	0.00	0.00	0.00	0.00	0.00	0.00	0.00	0.00	0.00	0.00	0.00	0.00	0.00	0.00	0.00	0.00	0.00	0.00	0.00	0.00	0.00	0 / 0
(RT) - (DA Load)	1.06	1.34	1.39	1.38	1.16	1.11	-0.35	-0.18	0.50	1.10	1.35	1.32	1.32	1.25	1.21	1.08	0.73	1.09	1.29	1.03	0.95	1.28	1.58	2.03	



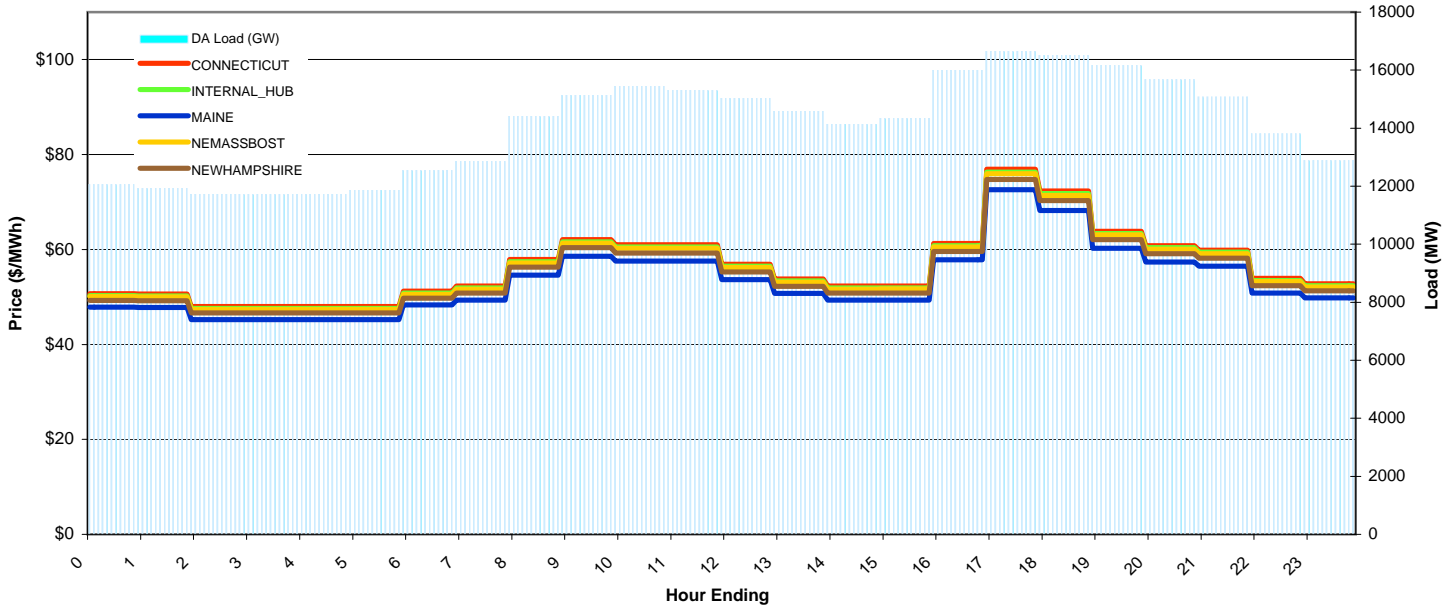
ISO-NE Daily Report

Report for 01/03/2009

Price Color Codes: <=0 >=100 >=200

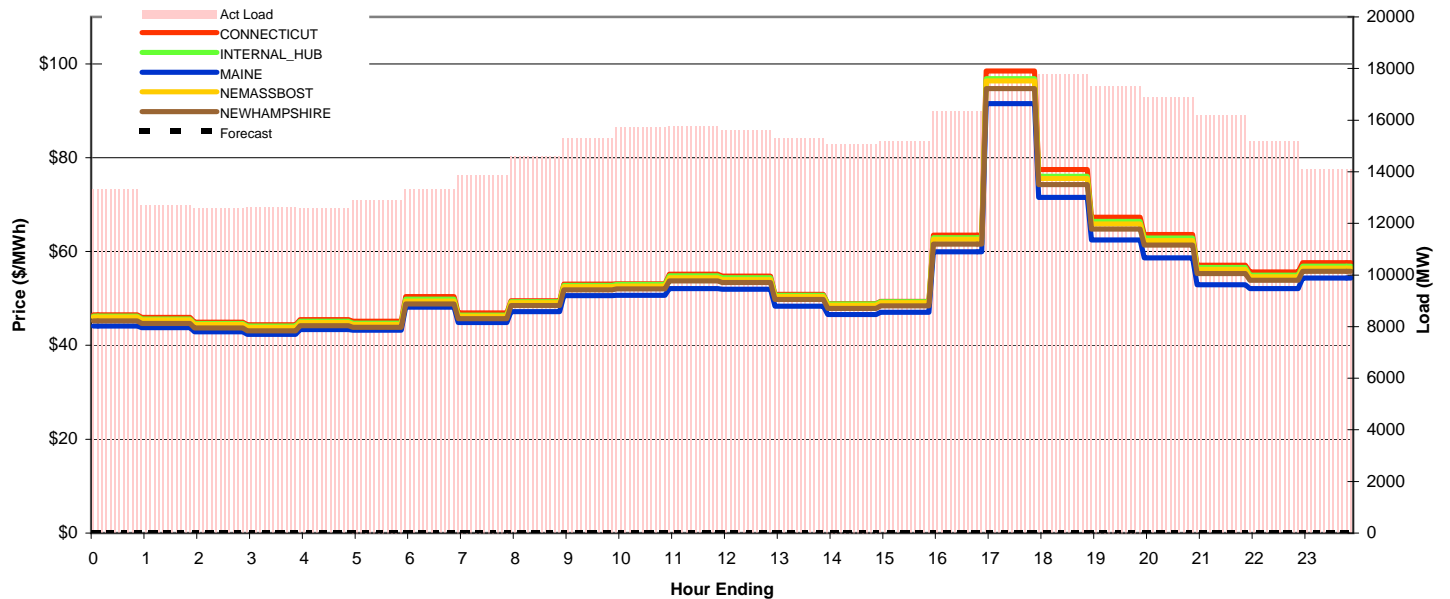
Day-Ahead Prices and Cleared Load

	HE1	HE2	HE3	HE4	HE5	HE6	HE7	HE8	HE9	HE10	HE11	HE12	HE13	HE14	HE15	HE16	HE17	HE18	HE19	HE20	HE21	HE22	HE23	HE24	avg all/peak
CONNECTICUT	50.70	50.63	47.97	47.97	47.97	47.97	51.21	52.31	57.89	62.11	61.00	61.00	56.90	53.78	52.31	52.32	61.30	76.92	72.31	63.85	60.83	59.88	53.90	52.78	56 / 60
NEMASSBOST	50.07	50	47.37	47.37	47.37	47.37	50.58	51.66	57.17	61.34	60.24	60.24	56.2	53.11	51.66	51.67	60.54	75.97	71.41	63.06	60.08	59.14	53.23	52.12	56 / 59
NEWHAMPSHIRE	49.27	49.2	46.61	46.61	46.61	46.61	49.77	50.83	56.26	60.36	59.28	59.28	55.3	52.26	50.83	50.84	59.57	74.75	70.27	62.05	59.11	58.19	52.37	51.29	55 / 58
MAINE	47.83	47.76	45.25	45.25	45.25	45.25	48.31	49.34	54.61	58.59	57.54	57.54	53.68	50.73	49.34	49.35	57.83	72.56	68.21	60.23	57.38	56.49	50.84	49.78	53 / 57
INTERNAL_HUB	50.31	50.24	47.6	47.6	47.6	47.6	50.82	51.9	57.45	61.63	60.53	60.53	56.47	53.36	51.9	51.91	60.83	76.33	71.75	63.36	60.36	59.42	53.48	52.37	56 / 59
DA Load (GW)	12.1	11.9	11.7	11.7	11.7	11.9	12.5	12.8	14.4	15.1	15.4	15.3	15.0	14.6	14.1	14.3	16.0	16.6	16.5	16.2	15.7	15.1	13.8	12.9	



Preliminary Real-Time Prices with Forecasted and Actual System Load

	HE1	HE2	HE3	HE4	HE5	HE6	HE7	HE8	HE9	HE10	HE11	HE12	HE13	HE14	HE15	HE16	HE17	HE18	HE19	HE20	HE21	HE22	HE23	HE24	avg all/peak
CONNECTICUT	46.50	45.93	44.97	44.37	45.48	45.14	50.42	46.93	49.52	53.06	53.15	55.14	54.73	50.86	48.93	49.36	63.48	98.45	77.45	67.28	63.63	57.07	55.67	57.64	55 / 59
NEMASSBOST	46.02	45.41	44.45	43.84	44.86	44.46	49.47	46.21	49.1	52.48	52.65	54.43	54.04	50.38	48.57	49.13	62.59	96.37	75.58	65.91	62.33	56.17	54.62	56.48	54 / 58
NEWHAMPSHIRE	45.18	44.65	43.72	43.13	44.16	43.82	48.84	45.66	48.48	51.86	52	53.77	53.41	49.75	47.9	48.45	61.58	94.7	74.29	64.8	61.41	55.32	53.86	55.76	54 / 57
MAINE	44.12	43.75	42.92	42.34	43.34	88.00	48.16	44.86	47.22	50.58	50.70	52.09	51.94	48.34	46.55	47.08	59.93	91.49	71.53	62.45	58.68	52.93	52.11	54.33	54 / 56
INTERNAL_HUB	46.25	45.63	44.68	44.09	45.14	44.73	49.82	46.47	49.31	52.81	52.96	54.8	54.42	50.68	48.81	49.31	62.97	96.82	76.02	66.4	62.87	56.58	54.99	56.88	55 / 59
Forecast	0.00	0.00	0.00	0.00	0.00	0.00	0.00	0.00	0.00	0.00	0.00	0.00	0.00	0.00	0.00	0.00	0.00	0.00	0.00	0.00	0.00	0.00	0.00	0.00	0 / 0
(RT) - (DA Load)	1.27	0.77	0.87	0.90	0.87	1.04	0.79	1.03	0.19	0.16	0.26	0.45	0.56	0.69	0.94	0.83	0.32	1.16	1.23	1.16	1.21	1.12	1.38	1.22	



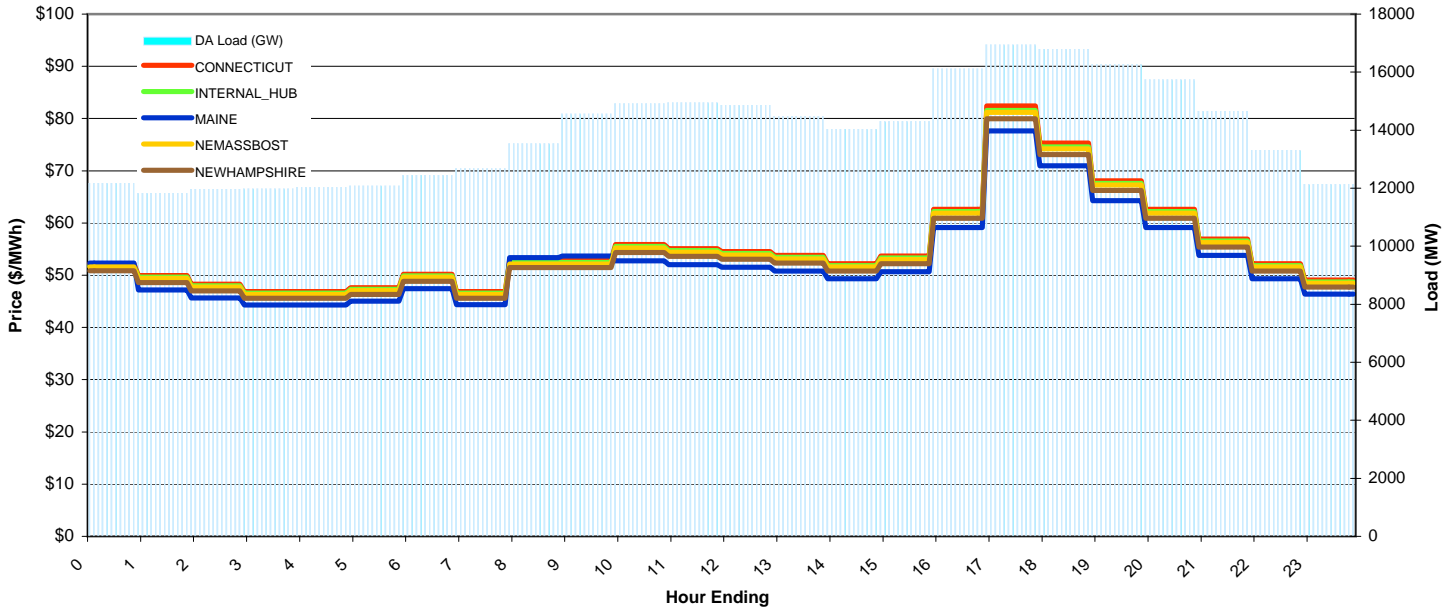
ISO-NE Daily Report

Report for 01/04/2009

Price Color Codes: ≤0 >=100 >=200

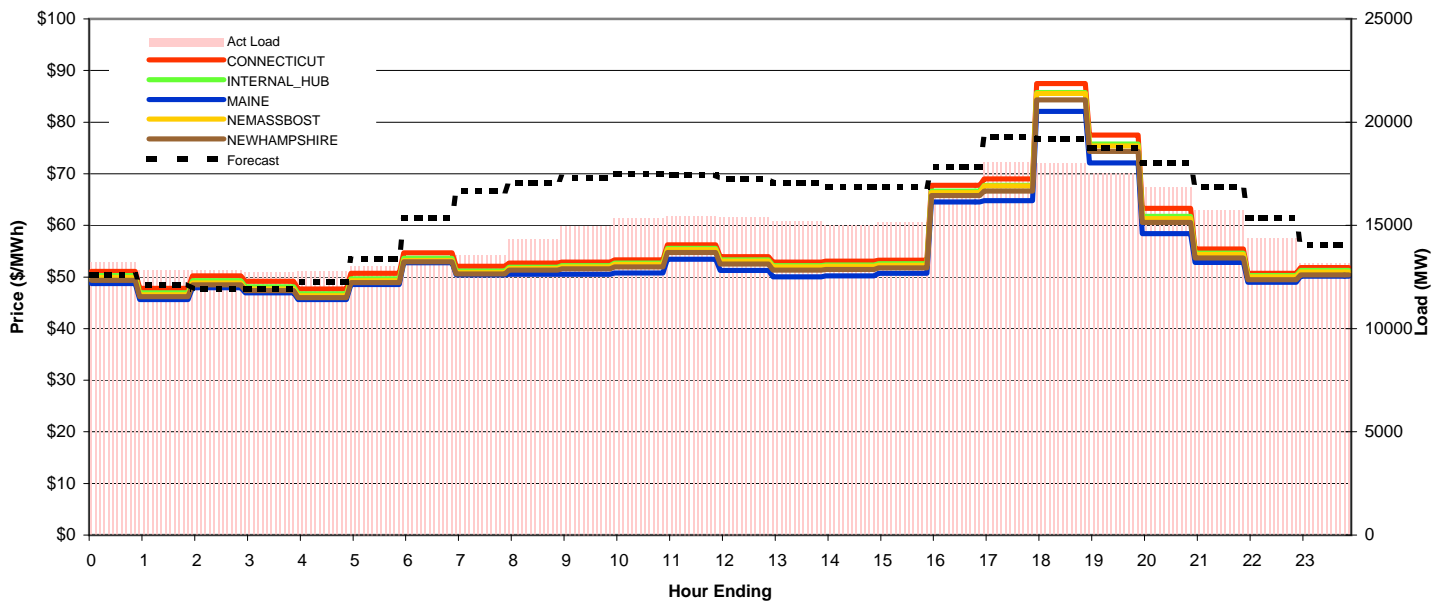
Day-Ahead Prices and Cleared Load

	HE1	HE2	HE3	HE4	HE5	HE6	HE7	HE8	HE9	HE10	HE11	HE12	HE13	HE14	HE15	HE16	HE17	HE18	HE19	HE20	HE21	HE22	HE23	HE24	avg all/peak
CONNECTICUT	52.20	49.95	48.31	46.87	46.87	47.64	50.21	46.87	52.79	52.80	55.87	55.09	54.52	53.79	52.20	53.65	62.61	82.40	75.32	68.06	62.61	56.95	52.19	49.07	55 / 59
NEMASSBOST	51.58	49.36	47.73	46.31	46.31	47.07	49.61	46.31	52.16	52.17	55.21	54.43	53.87	53.15	51.58	53.01	61.87	81.19	74.21	67.25	61.87	56.27	51.57	48.49	55 / 58
NEWHAMPSHIRE	50.87	48.6	47	45.6	45.6	46.35	48.85	45.61	51.45	51.47	54.36	53.6	53.04	52.34	50.79	52.2	60.92	79.94	73.07	66.22	60.92	55.41	50.78	47.75	54 / 57
MAINE	52.35	47.20	45.64	44.28	44.28	45.01	47.43	44.35	53.38	53.66	52.78	52.05	51.51	50.82	49.32	50.69	59.16	77.62	70.95	64.30	59.16	53.80	49.31	46.36	53 / 56
INTERNAL_HUB	51.84	49.61	47.97	46.55	46.55	47.31	49.86	46.55	52.43	52.44	55.49	54.71	54.14	53.42	51.84	53.28	62.18	81.57	74.56	67.59	62.18	56.56	51.83	48.73	55 / 58
DA Load (GW)	12.2	11.8	12.0	12.0	12.0	12.1	12.5	12.7	13.5	14.6	14.9	14.9	14.9	14.5	14.0	14.3	16.1	16.9	16.8	16.3	15.7	14.7	13.3	12.1	



Preliminary Real-Time Prices with Forecasted and Actual System Load

	HE1	HE2	HE3	HE4	HE5	HE6	HE7	HE8	HE9	HE10	HE11	HE12	HE13	HE14	HE15	HE16	HE17	HE18	HE19	HE20	HE21	HE22	HE23	HE24	avg all/peak
CONNECTICUT	51.08	47.82	50.23	49.16	47.68	50.69	54.67	52.10	52.69	52.86	53.30	56.24	53.92	52.86	53.04	53.27	67.78	69.01	67.45	77.52	63.29	55.42	50.70	51.81	56 / 59
NEMASSBOST	49.88	46.59	48.88	47.7	46.37	49.27	53.21	50.84	51.62	51.98	52.46	55.27	53.06	51.95	52.05	52.27	66.36	67.65	85.55	75.41	61.31	54.34	50.06	50.95	55 / 58
NEWHAMPSHIRE	49.36	46.19	48.48	47.36	46.02	48.92	52.96	50.61	51.33	51.6	51.98	54.76	52.49	51.34	51.46	51.76	65.75	66.64	84.32	74.32	60.55	53.71	49.45	50.42	55 / 58
MAINE	48.75	45.63	47.93	46.96	45.65	88.00	52.78	50.39	50.54	50.55	50.76	53.43	51.24	50.04	50.19	50.74	64.51	64.76	82.06	72.12	58.39	52.84	49.00	50.14	55 / 56
INTERNAL_HUB	50.27	46.96	49.29	48.1	46.72	49.66	53.61	51.12	51.88	52.22	52.7	55.57	53.34	52.22	52.33	52.55	66.66	67.78	85.77	75.77	61.72	54.59	50.29	51.27	56 / 59
Forecast	12.58	12.13	11.94	11.92	12.25	13.36	15.36	16.67	17.05	17.31	17.46	17.44	17.26	17.07	16.84	16.88	17.83	19.30	19.21	18.75	18.02	16.88	15.36	14.02	16 / 17
(RT) - (DA Load)	1.02	1.01	0.86	0.74	0.74	0.95	0.85	0.86	0.81	0.41	0.41	0.51	0.54	0.70	0.95	0.84	0.38	1.09	1.20	1.25	1.11	1.07	1.06	1.04	



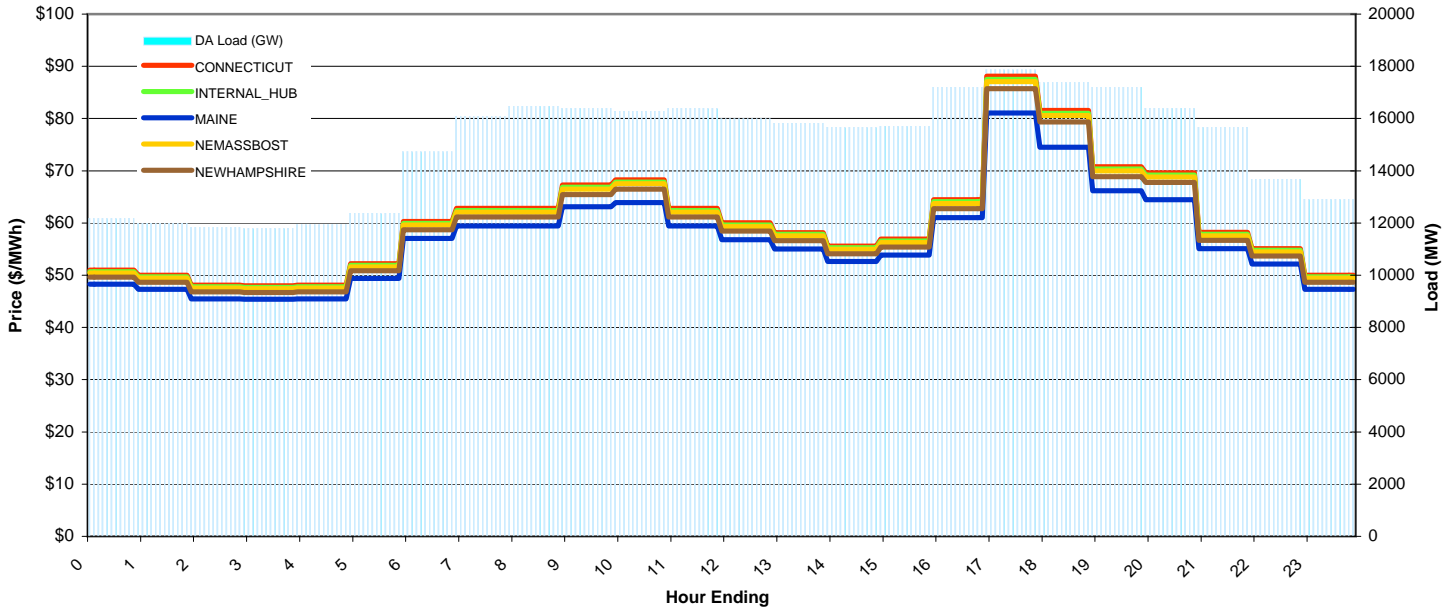
ISO-NE Daily Report

Report for 01/05/2009

Price Color Codes: <=0 >=100 >=200

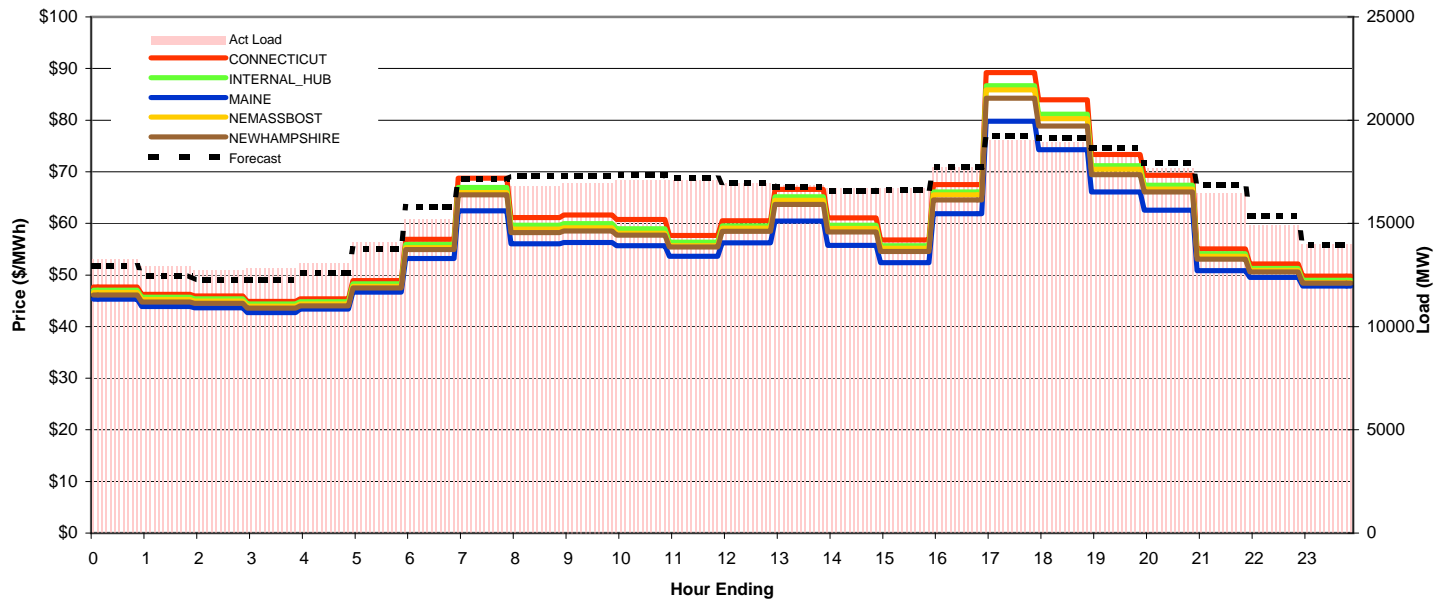
Day-Ahead Prices and Cleared Load

	HE1	HE2	HE3	HE4	HE5	HE6	HE7	HE8	HE9	HE10	HE11	HE12	HE13	HE14	HE15	HE16	HE17	HE18	HE19	HE20	HE21	HE22	HE23	HE24	avg all/peak
CONNECTICUT	51.01	50.00	48.08	47.99	48.08	52.21	60.31	62.79	62.79	67.25	68.27	62.79	60.02	58.18	55.60	56.90	64.48	88.12	81.58	70.77	69.59	58.19	55.10	50.00	60 / 65
NEMASSBOST	50.43	49.43	47.53	47.45	47.54	51.62	59.63	62.08	62.08	66.49	67.5	62.08	59.34	57.52	54.97	56.26	63.74	87.07	80.58	69.97	68.8	57.53	54.48	49.43	60 / 64
NEWHAMPSHIRE	49.66	48.68	46.81	46.72	46.81	50.83	58.72	61.13	61.13	65.47	66.47	61.13	58.43	56.64	54.13	55.4	62.77	85.73	79.34	68.9	67.74	56.65	53.65	48.68	59 / 63
MAINE	48.26	47.31	45.49	45.41	45.49	49.40	57.06	59.41	59.41	63.11	63.89	59.41	56.79	55.05	52.61	53.84	61.00	81.08	74.54	66.19	64.48	55.06	52.13	47.31	57 / 61
INTERNAL_HUB	50.7	49.69	47.79	47.7	47.79	51.89	59.94	62.4	62.4	66.84	67.86	62.4	59.65	57.82	55.26	56.55	64.08	87.53	80.99	70.34	69.16	57.83	54.76	49.69	60 / 65
DA Load (GW)	12.2	12.0	11.8	11.8	11.9	12.4	14.7	16.1	16.5	16.4	16.3	16.4	16.0	15.8	15.7	15.7	17.2	17.9	17.4	17.2	16.4	15.7	13.7	12.9	



Preliminary Real-Time Prices with Forecasted and Actual System Load

	HE1	HE2	HE3	HE4	HE5	HE6	HE7	HE8	HE9	HE10	HE11	HE12	HE13	HE14	HE15	HE16	HE17	HE18	HE19	HE20	HE21	HE22	HE23	HE24	avg all/peak
CONNECTICUT	47.69	46.24	45.92	44.91	45.38	48.92	56.90	68.78	61.11	61.62	60.77	57.68	60.52	66.61	61.09	56.81	67.49	89.24	83.93	73.36	69.34	55.06	52.16	49.80	60 / 65
NEMASSBOST	46.61	45.23	44.93	43.96	44.4	47.77	55.29	65.98	58.89	59.14	58.09	55.68	59.06	64.46	59.03	55.19	65.56	85.86	80.31	70.46	66.67	53.64	50.88	48.54	58 / 63
NEWHAMPSHIRE	46.13	44.75	44.49	43.56	44.04	47.46	54.91	65.54	58.24	58.52	57.74	55.44	58.45	63.7	58.33	54.54	64.55	84.28	78.85	69.45	66.11	53.09	50.57	48.42	57 / 62
MAINE	45.33	43.91	43.64	42.70	43.40	48.00	53.19	62.42	56.05	56.28	55.66	53.63	56.26	60.45	55.75	52.39	61.89	79.79	74.28	66.10	62.56	50.86	49.56	47.84	57 / 60
INTERNAL_HUB	47.06	45.67	45.36	44.39	44.84	48.28	55.92	66.94	59.65	59.94	58.93	56.33	59.5	65.13	59.66	55.69	66.08	86.64	81.18	71.2	67.42	54.12	51.25	48.96	58 / 64
Forecast	12.94	12.46	12.28	12.27	12.62	13.76	15.81	17.13	17.31	17.32	17.33	17.21	16.97	16.77	16.58	16.62	17.75	19.23	19.13	18.64	17.94	16.86	15.35	13.96	16 / 17
(RT) - (DA Load)	1.10	0.92	0.89	1.03	1.13	1.72	0.45	0.42	0.33	0.56	0.82	0.69	0.93	1.02	1.02	0.98	0.52	1.14	1.56	1.21	1.27	0.76	1.20	1.06	



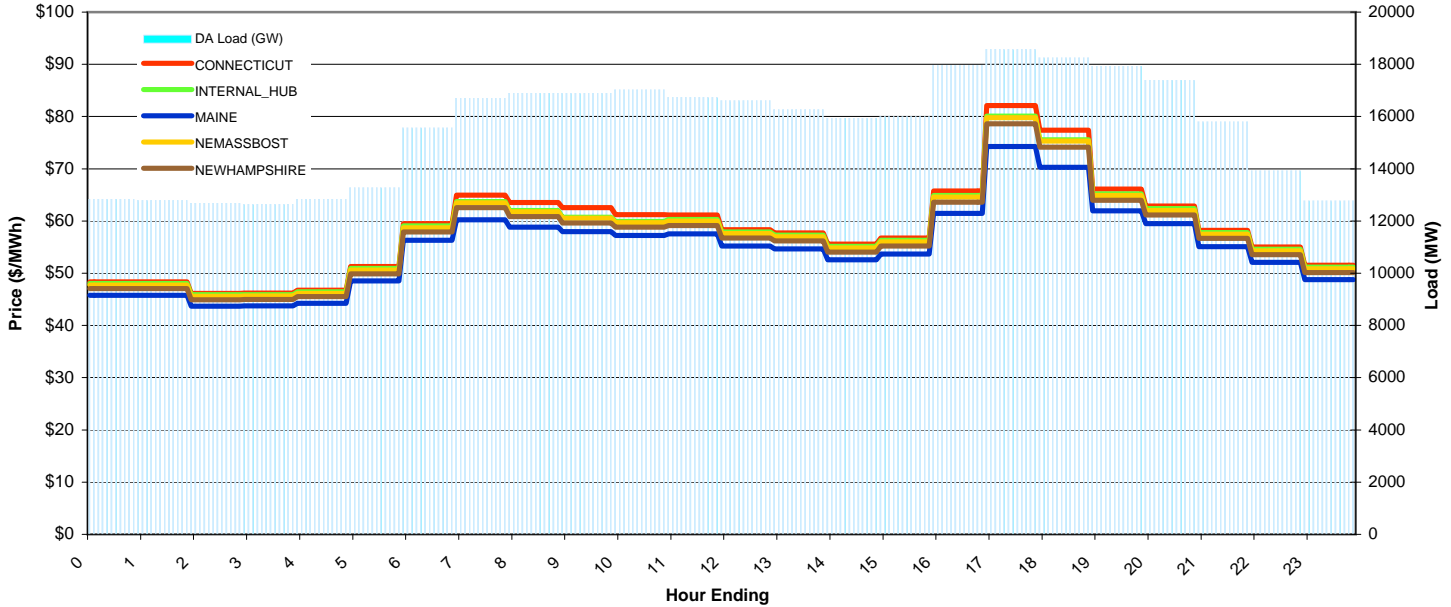
ISO-NE Daily Report

Report for 01/06/2009

Price Color Codes: <=0 >=100 >=200

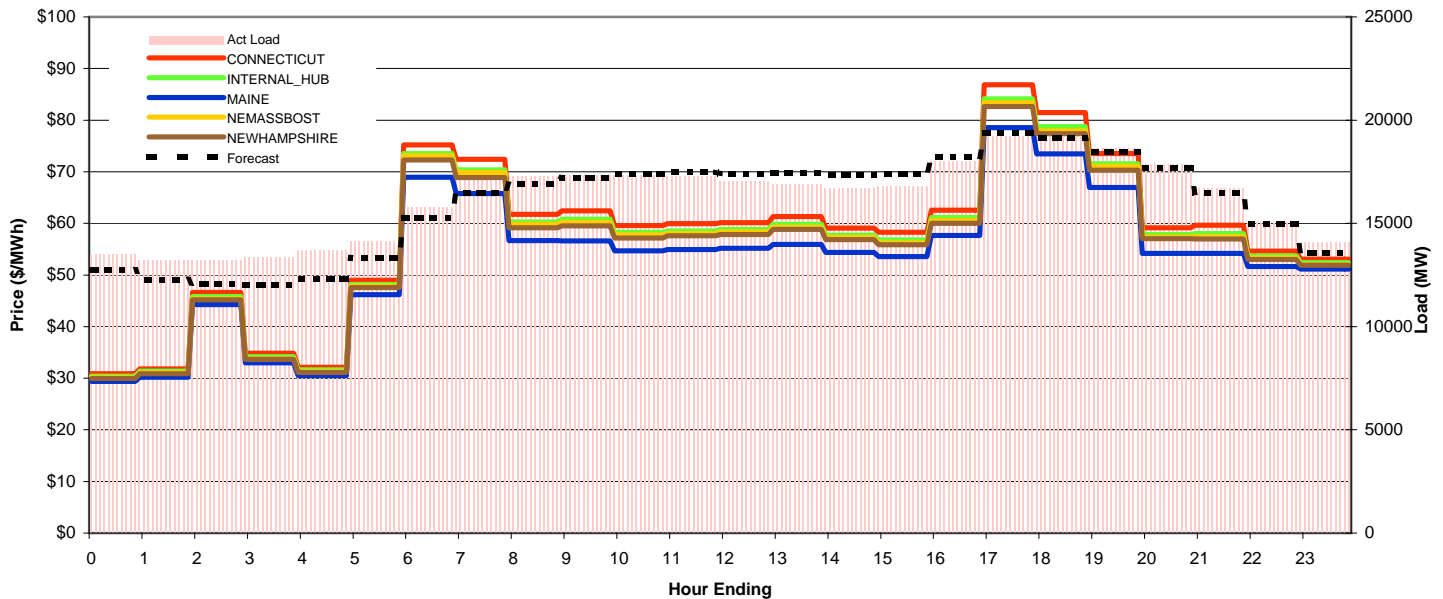
Day-Ahead Prices and Cleared Load

	HE1	HE2	HE3	HE4	HE5	HE6	HE7	HE8	HE9	HE10	HE11	HE12	HE13	HE14	HE15	HE16	HE17	HE18	HE19	HE20	HE21	HE22	HE23	HE24	avg all/peak
CONNECTICUT	48.37	48.37	46.14	46.23	46.76	51.27	59.50	64.96	63.54	62.59	61.19	61.15	58.35	57.74	55.55	56.72	65.73	82.11	77.42	66.11	62.85	58.23	55.02	51.53	59 / 63
NEMASSBOST	47.75	47.75	45.56	45.64	46.16	50.61	58.73	63.47	61.77	60.52	59.7	60.01	57.59	56.99	54.84	55.99	64.56	79.79	75.29	64.88	62.04	57.48	54.31	50.87	58 / 62
NEWHAMPSHIRE	47.06	47.06	44.9	44.98	45.5	49.88	57.88	62.54	60.85	59.61	58.82	59.14	56.76	56.17	54.05	55.18	63.61	78.6	74.17	63.94	61.15	56.65	53.53	50.14	57 / 61
MAINE	45.78	45.78	43.68	43.76	44.26	48.53	56.31	60.22	58.84	57.97	57.22	57.53	55.22	54.65	52.58	53.68	61.47	74.24	70.27	61.92	59.49	55.11	52.08	48.77	55 / 59
INTERNAL_HUB	48.02	48.02	45.87	45.9	46.42	50.9	59.07	63.75	62	60.71	59.95	60.31	57.92	57.32	55.15	56.31	64.88	80.09	75.58	65.17	62.4	57.81	54.62	51.16	58 / 62
DA Load (GW)	12.8	12.8	12.7	12.6	12.8	13.3	15.6	16.7	16.9	16.9	17.0	16.7	16.6	16.3	15.9	16.0	18.0	18.6	18.2	17.9	17.4	15.8	13.9	12.8	



Preliminary Real-Time Prices with Forecasted and Actual System Load

	HE1	HE2	HE3	HE4	HE5	HE6	HE7	HE8	HE9	HE10	HE11	HE12	HE13	HE14	HE15	HE16	HE17	HE18	HE19	HE20	HE21	HE22	HE23	HE24	avg all/peak
CONNECTICUT	30.86	31.80	46.62	34.85	32.09	48.97	75.19	72.40	61.75	62.43	59.59	59.94	60.15	61.32	59.10	58.27	62.58	86.84	81.46	73.53	59.14	59.61	54.61	53.05	58 / 65
NEMASSBOST	30.11	31.08	45.36	33.79	31.33	47.88	73.07	69.86	59.8	60.18	57.81	58.05	58.34	59.27	57.27	56.21	60.59	83.4	77.95	71.05	57.32	57.42	53.32	52.04	56 / 62
NEWHAMPSHIRE	29.94	30.86	45.17	33.69	31.11	47.53	72.31	68.9	59.13	59.49	57.14	57.57	57.86	58.82	56.84	55.86	60	82.66	77.37	70.31	57.05	56.97	53.02	51.86	55 / 62
MAINE	29.38	30.18	44.24	32.99	30.51	48.00	68.95	65.77	56.66	56.58	54.65	54.92	55.16	55.91	54.40	53.54	57.63	78.55	73.44	66.94	54.17	54.17	51.63	51.17	55 / 59
INTERNAL_HUB	30.37	31.35	45.84	34.19	31.64	48.2	73.55	70.39	60.28	60.8	58.28	58.55	58.84	59.83	57.74	56.76	61.1	84.15	78.74	71.53	57.82	58.03	53.69	52.4	56 / 63
Forecast	12.76	12.27	12.05	12.01	12.29	13.34	15.28	16.49	16.89	17.21	17.39	17.48	17.40	17.42	17.34	17.41	18.23	19.38	19.13	18.46	17.68	16.49	14.97	13.58	16 / 17
(RT) - (DA Load)	0.65	0.41	0.53	0.71	0.87	0.86	0.22	0.43	0.36	0.41	0.30	0.52	0.44	0.63	0.73	0.80	0.04	0.66	0.93	0.72	0.47	0.88	1.13	1.29	



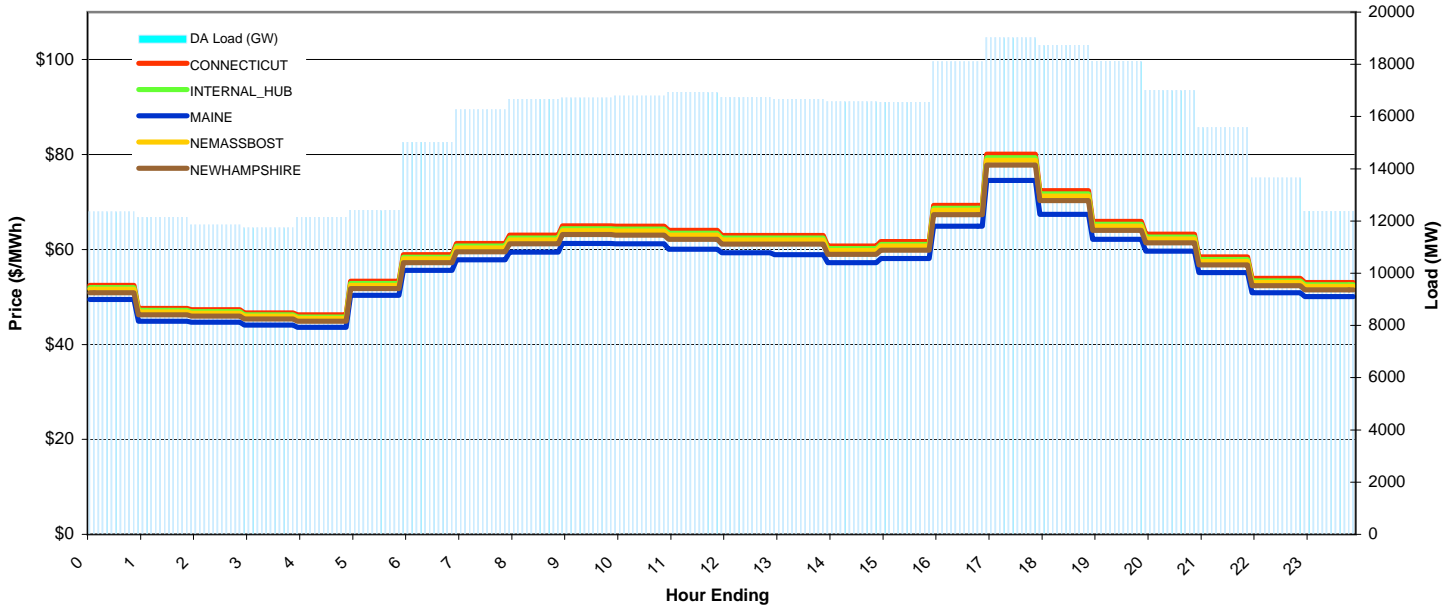
ISO-NE Daily Report

Report for 01/07/2009

Price Color Codes: <=0 >=100 >=200

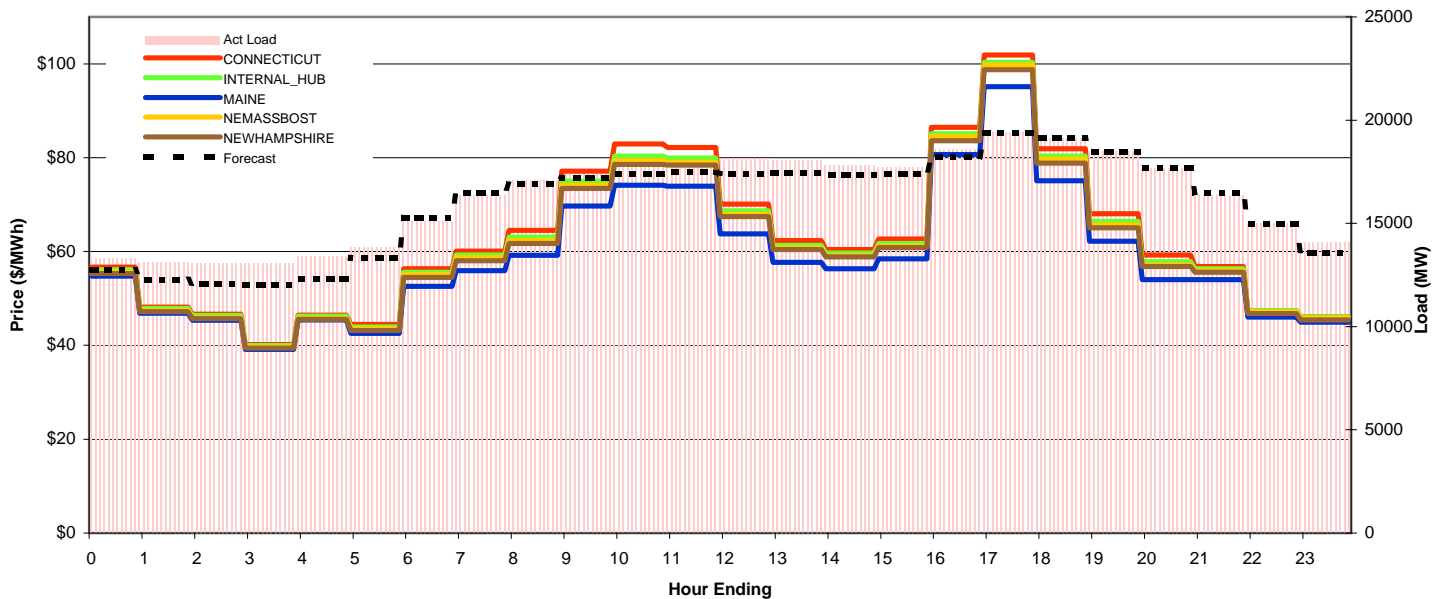
Day-Ahead Prices and Cleared Load

	HE1	HE2	HE3	HE4	HE5	HE6	HE7	HE8	HE9	HE10	HE11	HE12	HE13	HE14	HE15	HE16	HE17	HE18	HE19	HE20	HE21	HE22	HE23	HE24	avg all/peak
CONNECTICUT	52.42	47.59	47.31	46.67	46.22	53.30	58.93	61.27	62.99	65.00	64.92	64.00	62.97	62.97	60.74	61.65	69.32	80.06	72.39	65.90	63.19	58.41	53.89	53.03	60 / 64
NEMASSBOST	51.61	46.85	46.58	45.94	45.5	52.47	58.02	60.32	62.01	63.99	63.91	63.01	61.99	61.99	59.8	60.7	68.25	78.82	71.27	64.88	62.21	57.5	53.06	52.21	59 / 63
NEWHAMPSHIRE	50.92	46.22	45.96	45.33	44.89	51.77	57.24	59.51	61.18	63.14	63.05	62.16	61.16	61.16	59	59.88	67.33	77.76	70.31	64.01	61.38	56.73	52.35	51.51	58 / 63
MAINE	49.49	44.92	44.67	44.06	43.63	50.32	55.64	57.84	59.47	61.24	61.18	60.08	59.30	58.90	57.21	58.13	64.92	74.58	67.40	62.12	59.66	55.14	50.88	50.07	56 / 61
INTERNAL_HUB	51.94	47.15	46.88	46.24	45.79	52.81	58.39	60.71	62.41	64.4	64.32	63.41	62.39	62.39	60.18	61.09	68.69	79.33	71.73	65.29	62.62	57.87	53.4	52.55	59 / 64
DA Load (GW)	12.4	12.1	11.9	11.7	12.1	12.4	15.0	16.3	16.7	16.7	16.8	16.9	16.7	16.7	16.6	16.6	18.1	19.0	18.7	18.1	17.0	15.6	13.6	12.4	



Preliminary Real-Time Prices with Forecasted and Actual System Load

	HE1	HE2	HE3	HE4	HE5	HE6	HE7	HE8	HE9	HE10	HE11	HE12	HE13	HE14	HE15	HE16	HE17	HE18	HE19	HE20	HE21	HE22	HE23	HE24	avg all/peak
CONNECTICUT	56.69	48.18	46.65	40.18	46.44	44.43	56.35	60.08	64.51	77.12	82.92	82.20	70.08	62.33	60.45	62.69	86.50	101.86	81.88	68.07	59.24	56.82	47.39	46.10	63 / 70
NEMASSBOST	55.64	47.48	45.92	39.63	45.85	43.55	55.11	58.71	62.35	74.16	79.35	79.05	67.92	60.77	59.14	61.14	84.48	99.79	79.71	65.69	57.18	55.95	47.19	45.88	61 / 68
NEWHAMPSHIRE	55.33	47.2	45.71	39.4	45.53	43.17	54.46	58.06	61.73	73.44	78.59	78.41	67.43	60.44	58.86	60.86	83.58	98.72	78.86	65.09	56.79	55.57	46.8	45.44	61 / 68
MAINE	54.73	46.84	45.38	39.14	45.40	43.00	52.59	55.94	59.16	69.68	74.12	73.92	63.73	57.72	56.30	58.47	80.66	95.12	75.11	62.18	54.01	53.99	46.04	44.91	61 / 65
INTERNAL_HUB	56.13	47.89	46.35	39.96	46.22	43.95	55.57	59.25	63.09	75.03	80.32	79.94	68.64	61.33	59.64	61.71	85.11	100.3	80.36	66.44	57.81	56.32	47.37	46.13	62 / 69
Forecast	12.76	12.27	12.05	12.01	12.29	13.34	15.28	16.49	16.89	17.21	17.39	17.48	17.40	17.42	17.34	17.41	18.23	19.38	19.13	18.46	17.68	16.49	14.97	13.58	16 / 17
(RT) - (DA Load)	0.95	0.98	1.23	1.34	1.23	1.42	0.05	0.09	0.39	0.90	1.22	1.28	1.43	1.42	1.23	1.15	0.47	0.37	0.39	0.36	0.64	0.79	1.35	1.72	



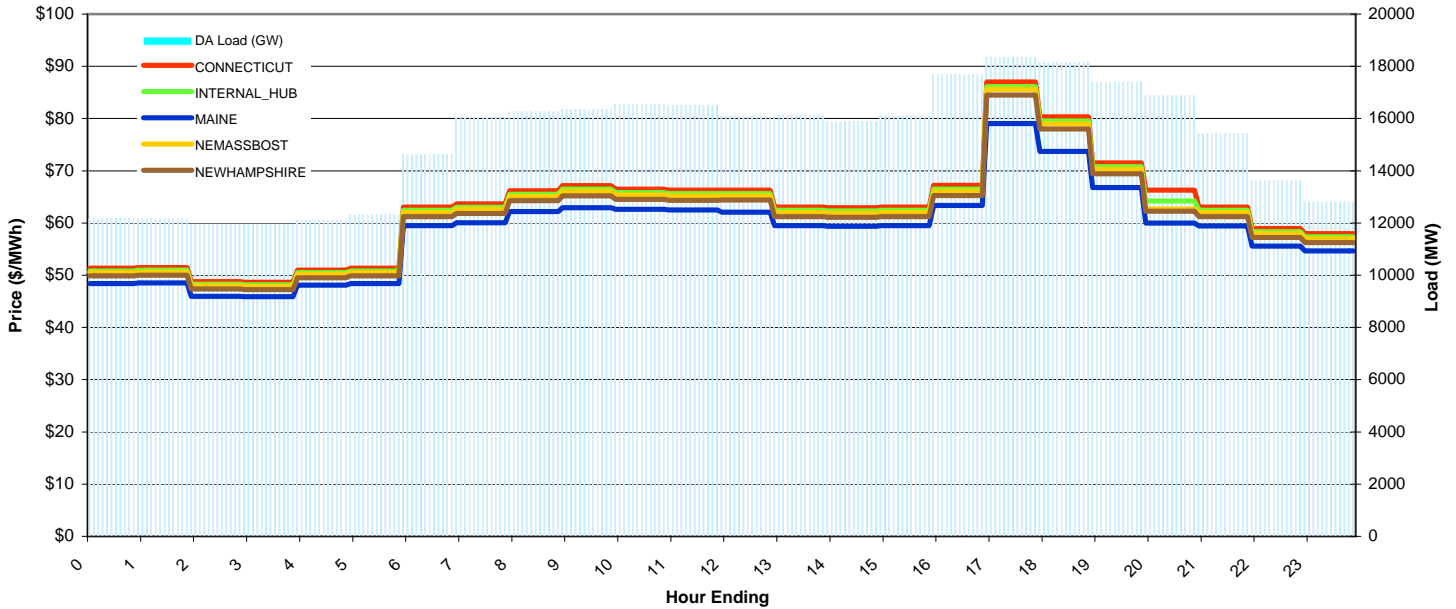
ISO-NE Daily Report

Report for 01/08/2009

Price Color Codes: <=0 >=100 >=200

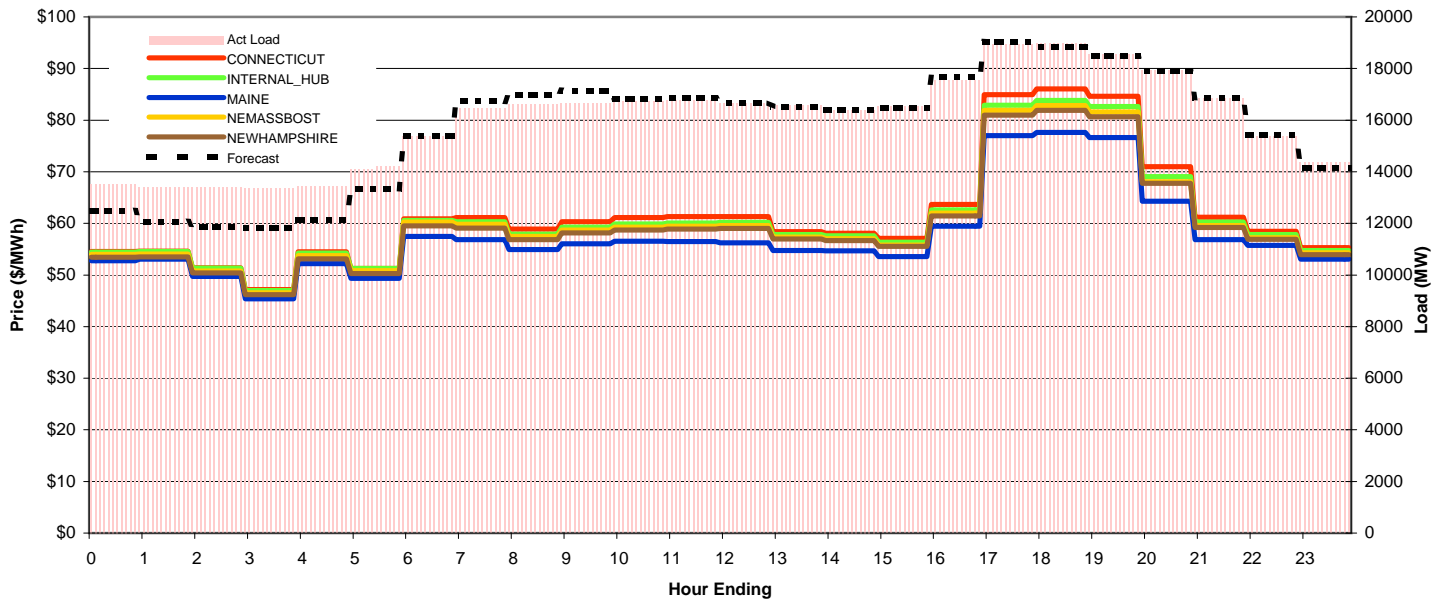
Day-Ahead Prices and Cleared Load

	HE1	HE2	HE3	HE4	HE5	HE6	HE7	HE8	HE9	HE10	HE11	HE12	HE13	HE14	HE15	HE16	HE17	HE18	HE19	HE20	HE21	HE22	HE23	HE24	avg all/peak
CONNECTICUT	51.34	51.47	48.77	48.65	51.00	51.34	63.07	63.67	66.17	67.14	66.48	66.29	66.30	63.07	62.95	63.07	67.19	87.00	80.32	71.48	66.27	63.07	58.94	57.95	63 / 67
NEMASSBOST	50.49	50.62	47.96	47.84	50.16	50.49	62.03	62.61	65.08	66.03	65.38	65.19	65.21	62.03	61.91	62.03	66.08	85.57	79	70.3	62.66	62.03	57.97	57	61 / 66
NEWHAMPSHIRE	49.85	49.98	47.35	47.24	49.52	49.85	61.24	61.82	64.25	65.19	64.55	64.36	64.38	61.24	61.12	61.24	65.24	84.47	77.99	69.4	62.26	61.24	57.23	56.27	61 / 65
MAINE	48.40	48.53	45.98	45.87	48.08	48.40	59.47	60.03	62.18	62.92	62.63	62.48	62.09	59.47	59.35	59.47	63.35	79.02	73.70	66.81	60.01	59.44	55.57	54.64	59 / 63
INTERNAL_HUB	50.81	50.95	48.27	48.15	50.48	50.81	62.43	63.02	65.5	66.46	65.8	65.61	65.63	62.43	62.31	62.43	66.51	86.12	79.51	70.75	64.2	62.43	58.34	57.36	62 / 67
DA Load (GW)	12.2	12.2	12.0	12.0	12.1	12.3	14.6	16.0	16.3	16.4	16.5	16.5	16.1	16.1	15.9	16.1	17.7	18.4	18.1	17.4	16.9	15.4	13.6	12.8	



Preliminary Real-Time Prices with Forecasted and Actual System Load

	HE1	HE2	HE3	HE4	HE5	HE6	HE7	HE8	HE9	HE10	HE11	HE12	HE13	HE14	HE15	HE16	HE17	HE18	HE19	HE20	HE21	HE22	HE23	HE24	avg all/peak
CONNECTICUT	54.56	54.64	51.39	47.16	54.47	51.26	60.90	61.13	58.89	60.31	61.12	61.34	61.34	58.43	58.06	57.11	63.65	84.96	86.06	84.62	71.01	61.18	58.46	55.27	62 / 65
NEMASSBOST	53.97	54.06	50.79	46.55	53.72	50.84	60.29	59.84	57.44	58.68	59.29	59.46	59.56	57.34	57.05	55.8	61.98	81.92	82.8	81.56	68.1	59.6	57.25	54.28	60 / 64
NEWHAMPSHIRE	53.43	53.52	50.43	46.19	53.16	50.27	59.49	59.11	56.87	58.13	58.72	58.88	59.05	56.96	56.69	55.56	61.44	80.94	81.88	80.66	67.79	59.23	56.92	53.91	60 / 63
MAINE	52.76	53.04	49.74	45.38	52.21	88.00	57.46	56.85	54.93	56.02	56.51	56.50	56.26	54.75	54.67	53.55	59.45	77.01	77.62	76.61	64.31	56.83	55.73	53.04	59 / 60
INTERNAL_HUB	54.41	54.56	51.31	47.01	54.23	51.24	60.6	60.32	57.93	59.24	59.87	60.06	60.2	57.83	57.58	56.37	62.64	82.88	83.84	82.64	69.09	60.28	57.82	54.77	61 / 64
Forecast	12.50	12.06	11.85	11.80	12.12	13.33	15.40	16.73	16.98	17.15	16.84	16.85	16.68	16.53	16.39	16.47	17.66	19.04	18.84	18.49	17.90	16.86	15.44	14.13	16 / 17
(RT) - (DA Load)	1.35	1.24	1.44	1.41	1.30	1.88	0.76	0.43	0.36	0.27	0.21	0.25	0.58	0.46	0.51	0.43	-0.17	0.57	0.82	1.15	1.05	1.41	1.74	1.56	



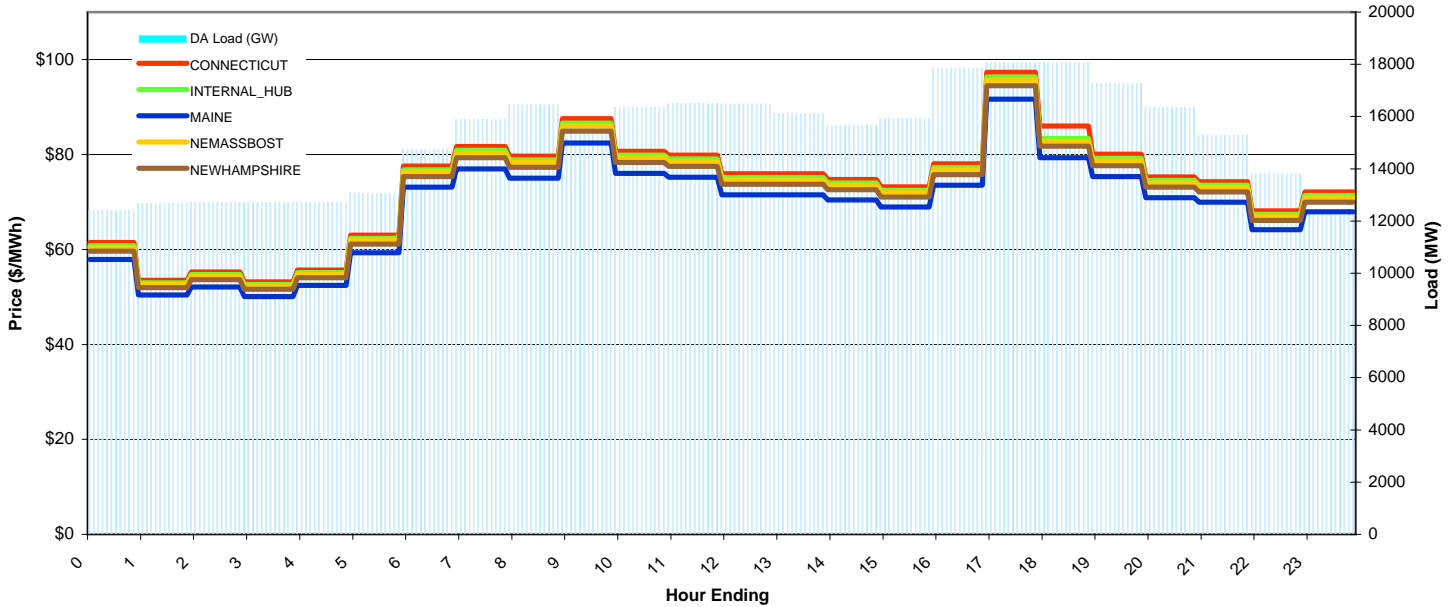
ISO-NE Daily Report

Report for 01/09/2009

Price Color Codes: <=0 >=100 >=200

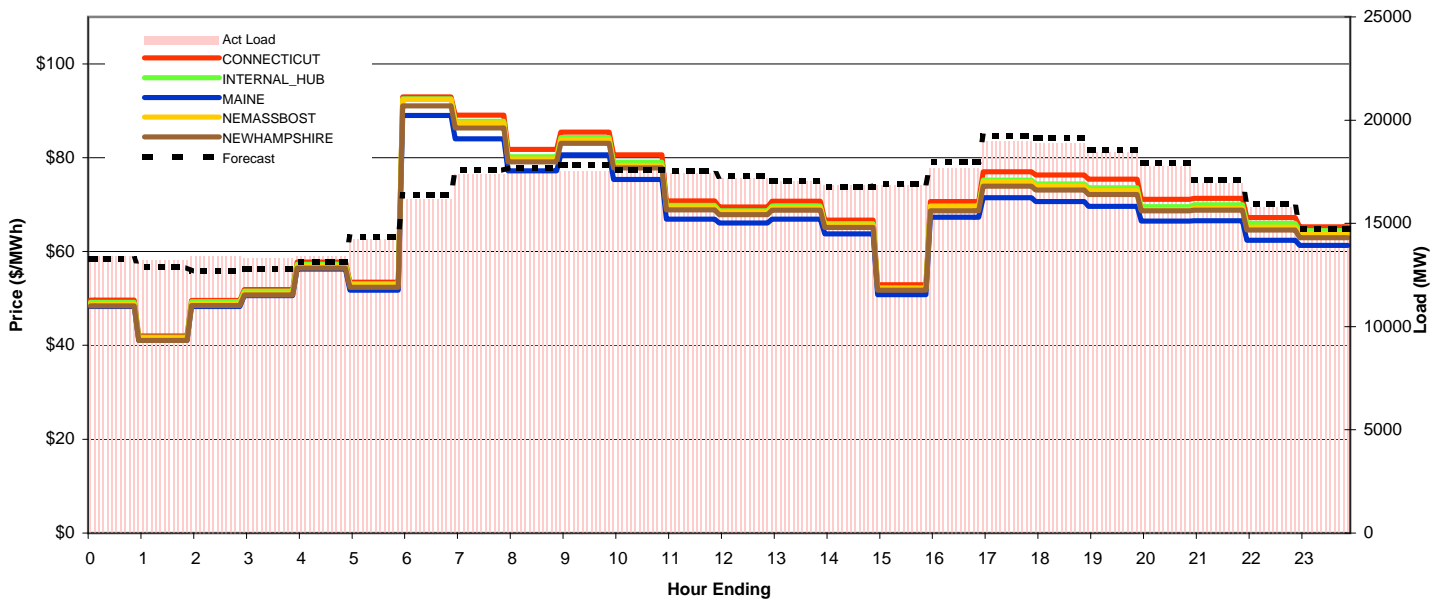
Day-Ahead Prices and Cleared Load

	HE1	HE2	HE3	HE4	HE5	HE6	HE7	HE8	HE9	HE10	HE11	HE12	HE13	HE14	HE15	HE16	HE17	HE18	HE19	HE20	HE21	HE22	HE23	HE24	avg all/peak
CONNECTICUT	61.45	53.54	55.30	53.18	55.70	63.00	77.61	81.70	79.69	87.53	80.69	79.87	75.96	75.95	74.78	73.21	78.08	97.34	86.00	80.04	75.32	74.31	68.12	72.10	73 / 79
NEMASSBOST	60.39	52.62	54.35	52.27	54.75	61.92	76.28	80.3	78.32	86.03	79.31	78.5	74.65	74.64	73.5	71.96	76.74	95.67	82.79	78.67	74.02	73.04	66.95	70.86	72 / 78
NEWHAMPSHIRE	59.64	51.96	53.67	51.62	54.06	61.15	75.33	79.3	77.34	84.96	78.32	77.52	73.72	73.71	72.58	71.06	75.79	94.48	81.75	77.68	73.1	72.12	66.12	69.98	71 / 77
MAINE	57.87	50.42	52.08	50.09	52.46	59.34	73.10	76.95	75.05	82.44	76.00	75.22	71.54	71.53	70.43	68.96	73.54	91.68	79.32	75.38	70.94	69.99	64.16	67.91	69 / 75
INTERNAL_HUB	60.8	52.98	54.72	52.63	55.12	62.34	76.8	80.85	78.85	86.62	79.85	79.03	75.16	75.15	74	72.45	77.27	96.32	83.36	79.2	74.53	73.53	67.41	71.35	73 / 78
DA Load (GW)	12.4	12.7	12.7	12.7	12.7	13.1	14.7	15.9	16.4	16.0	16.4	16.5	16.5	16.1	15.7	15.9	17.8	18.1	18.1	17.3	16.3	15.3	13.8	12.4	



Preliminary Real-Time Prices with Forecasted and Actual System Load

	HE1	HE2	HE3	HE4	HE5	HE6	HE7	HE8	HE9	HE10	HE11	HE12	HE13	HE14	HE15	HE16	HE17	HE18	HE19	HE20	HE21	HE22	HE23	HE24	avg all/peak
CONNECTICUT	49.68	42.03	49.59	51.93	57.79	53.48	92.98	89.06	81.75	85.43	80.63	70.79	69.48	70.69	66.69	52.93	70.66	77.01	76.29	75.43	71.12	71.30	67.27	65.27	68 / 74
NEMASSBOST	48.78	41.44	48.91	51.15	56.95	52.92	92.4	87.42	79.71	83.83	78.36	69.46	68.43	69.35	65.7	52.15	69.62	74.91	73.95	72.99	68.94	69.21	65.21	63.82	67 / 72
NEWHAMPSHIRE	48.39	41.06	48.48	50.74	56.49	52.38	91.04	86.35	79.1	83.03	77.78	68.86	67.83	68.78	65.1	51.73	68.64	73.9	73.1	72.17	68.69	68.82	64.55	62.96	66 / 71
MAINE	48.26	41.04	48.29	50.59	56.28	88.00	89.00	84.03	77.19	80.64	75.33	66.91	66.09	66.92	63.74	50.81	67.29	71.48	70.67	69.65	66.50	66.53	62.40	61.31	66 / 69
INTERNAL_HUB	49.19	41.76	49.33	51.56	57.3	53.14	92.53	87.79	80.21	84.26	79.01	69.8	68.7	69.73	65.94	52.27	69.73	75.22	74.43	73.6	69.58	69.94	66.01	64.43	67 / 72
Forecast	13.25	12.86	12.70	12.77	13.13	14.33	16.37	17.58	17.69	17.83	17.61	17.52	17.29	17.07	16.79	16.92	18.00	19.22	19.12	18.56	17.95	17.09	15.93	14.73	16 / 18
(RT) - (DA Load)	0.99	0.52	0.70	0.58	0.67	1.16	1.41	1.48	1.08	1.53	1.18	0.91	0.70	0.91	1.14	0.90	-0.16	0.89	0.78	1.14	1.43	1.67	1.98	2.15	



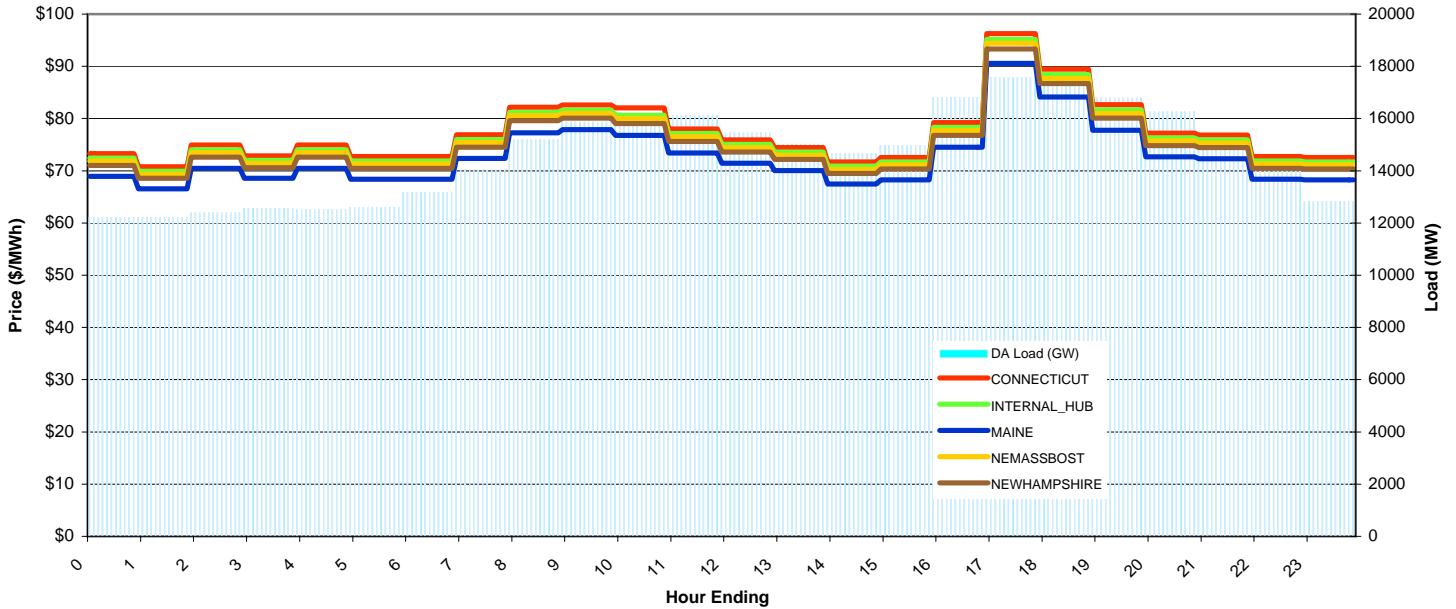
ISO-NE Daily Report

Report for 01/10/2009

Price Color Codes: <=0 >=100 >=200

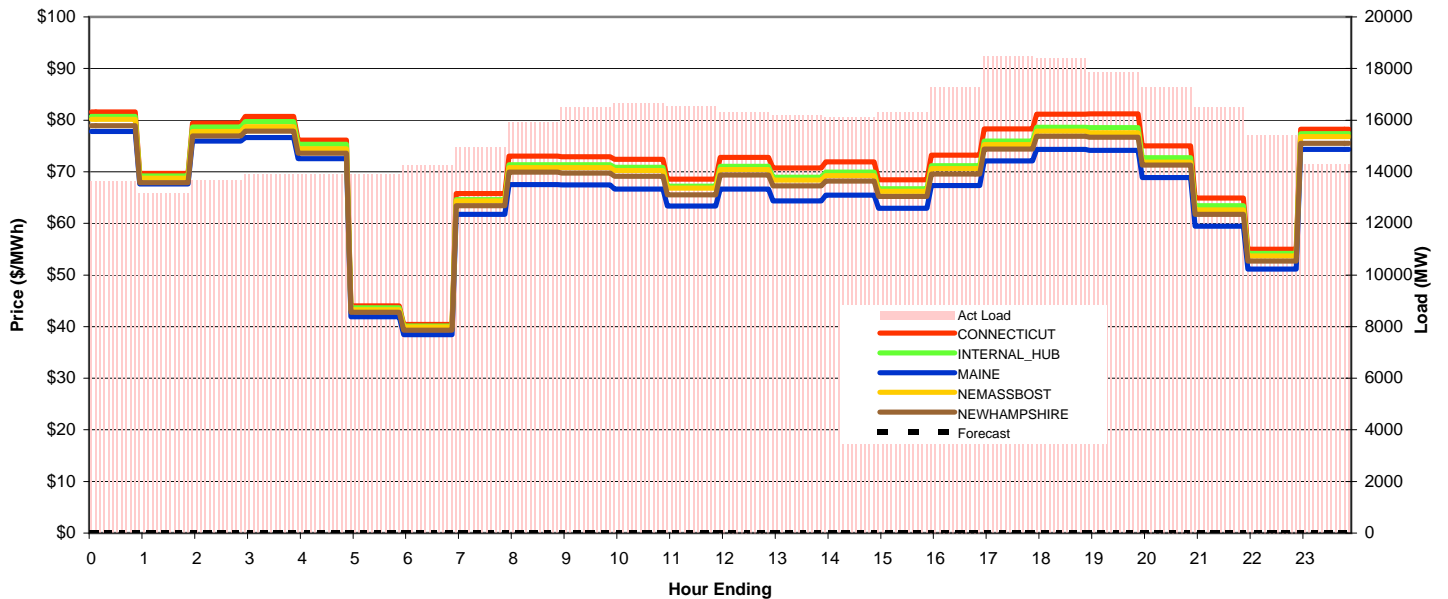
Day-Ahead Prices and Cleared Load

	HE1	HE2	HE3	HE4	HE5	HE6	HE7	HE8	HE9	HE10	HE11	HE12	HE13	HE14	HE15	HE16	HE17	HE18	HE19	HE20	HE21	HE22	HE23	HE24	avg all/peak
CONNECTICUT	73.29	70.75	74.91	72.85	74.91	72.71	72.71	76.91	82.14	82.60	82.04	78.02	75.92	74.44	71.70	72.56	79.22	96.27	89.44	82.63	77.20	76.82	72.71	72.56	77 / 79
NEMASSBOST	71.87	69.38	73.46	71.43	73.46	71.3	71.3	75.42	80.55	81	80	76.51	74.45	73	70.31	71.15	77.69	94.41	87.7	81.03	75.71	75.33	71.3	71.15	76 / 78
NEWHAMPSHIRE	71.04	68.58	72.61	70.61	72.61	70.47	70.47	74.54	79.62	80.06	79.07	75.63	73.59	72.16	69.5	70.33	76.79	93.31	86.69	80.1	74.83	74.46	70.47	70.33	75 / 77
MAINE	68.96	66.57	70.49	68.54	70.49	68.41	68.41	72.36	77.29	77.85	76.75	73.42	71.44	70.05	67.47	68.27	74.54	90.59	84.15	77.75	72.65	72.29	68.41	68.27	73 / 75
INTERNAL_HUB	72.44	69.93	74.04	72	74.04	71.86	71.86	76.01	81.19	81.64	80.63	77.12	75.04	73.58	70.87	71.71	78.3	95.15	88.4	81.67	76.31	75.93	71.86	71.71	76 / 78
DA Load (GW)	12.2	12.2	12.4	12.6	12.5	12.6	13.2	14.0	15.2	15.9	16.1	16.1	15.5	15.0	14.7	15.0	16.8	17.6	17.3	16.8	16.3	15.2	14.1	12.8	



Preliminary Real-Time Prices with Forecasted and Actual System Load

	HE1	HE2	HE3	HE4	HE5	HE6	HE7	HE8	HE9	HE10	HE11	HE12	HE13	HE14	HE15	HE16	HE17	HE18	HE19	HE20	HE21	HE22	HE23	HE24	avg all/peak
CONNECTICUT	81.59	69.71	79.42	80.72	76.13	44.01	40.45	65.79	73.04	72.89	72.39	68.55	72.78	70.72	71.92	68.44	73.23	78.30	81.14	81.21	75.00	64.90	54.98	78.26	71 / 72
NEMASSBOST	80.15	68.77	77.83	78.73	74.48	43.26	39.95	64.34	70.78	70.79	70.26	66.81	70.42	68.39	69.23	66.21	70.64	75.27	77.85	77.58	71.87	62.64	53.71	76.82	69 / 69
NEWHAMPSHIRE	78.9	67.86	76.95	77.86	73.61	42.75	39.3	63.4	69.96	69.73	69.13	65.5	69.39	67.24	68.17	65.21	69.57	74.37	76.9	76.66	71.27	61.77	52.7	75.52	68 / 68
MAINE	77.81	67.63	75.94	76.62	72.52	88.00	38.46	61.75	67.54	67.44	66.65	63.35	66.65	64.36	65.47	62.95	67.32	72.13	74.34	74.13	68.87	59.43	51.13	74.32	68 / 66
INTERNAL_HUB	80.72	69.17	78.65	79.74	75.33	43.63	40.11	64.62	71.37	71.38	70.86	67.22	71.04	68.95	69.91	66.7	71.19	75.96	78.61	78.54	72.72	63.4	54.2	77.39	69 / 70
Forecast	0.00	0.00	0.00	0.00	0.00	0.00	0.00	0.00	0.00	0.00	0.00	0.00	0.00	0.00	0.00	0.00	0.00	0.00	0.00	0.00	0.00	0.00	0.00	0.00	0 / 0
(RT) - (DA Load)	1.42	0.92	1.27	1.32	1.38	1.30	1.07	0.91	0.69	0.63	0.57	0.41	0.87	1.15	1.46	1.33	0.47	0.91	1.09	1.06	1.03	1.27	1.32	1.47	



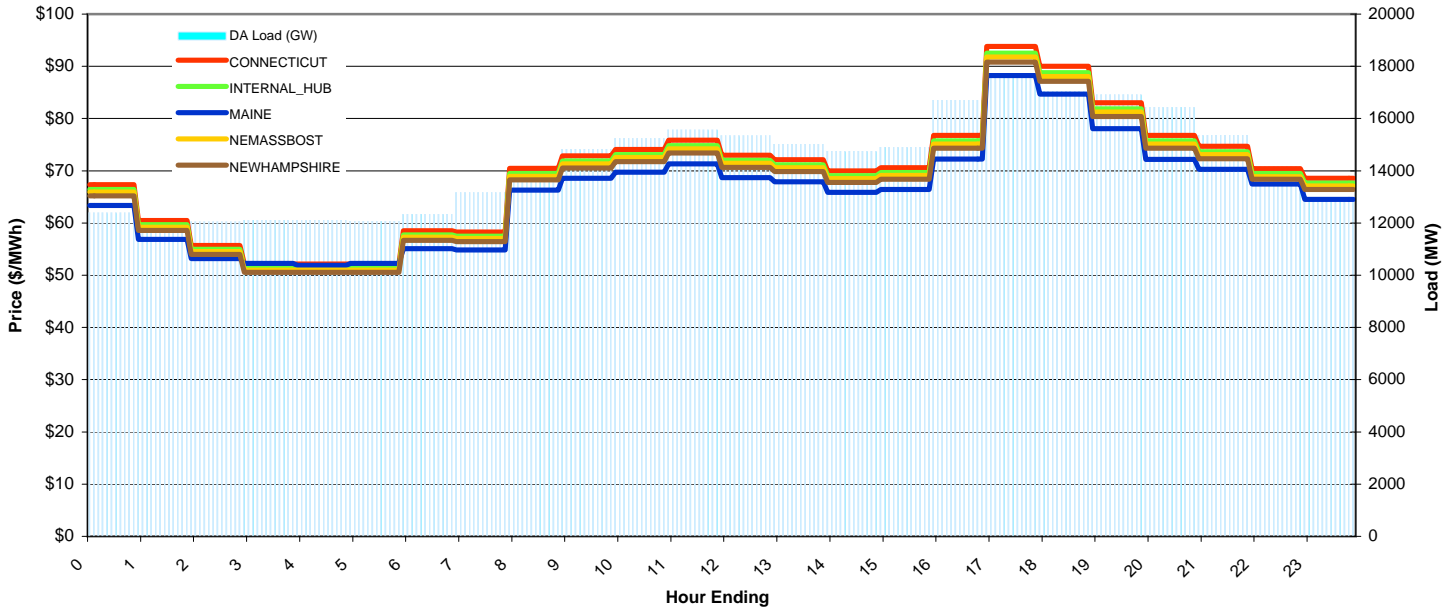
ISO-NE Daily Report

Report for 01/11/2009

Price Color Codes: <=0 >=100 >=200

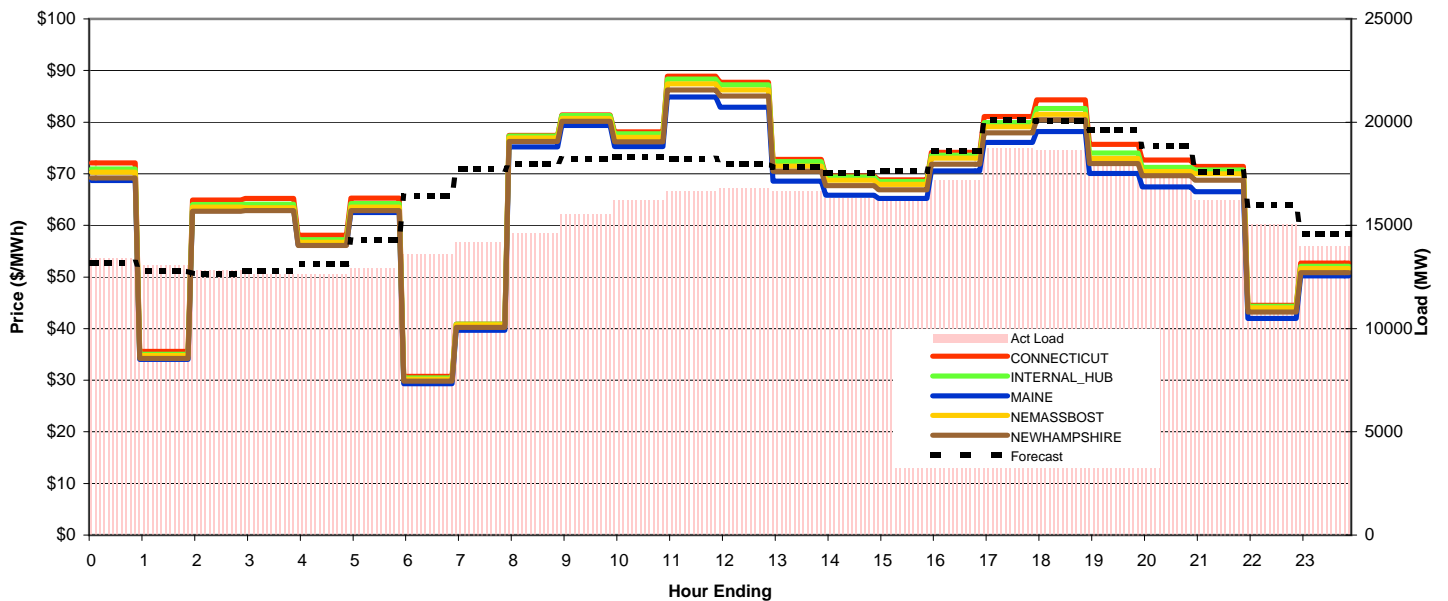
Day-Ahead Prices and Cleared Load

	HE1	HE2	HE3	HE4	HE5	HE6	HE7	HE8	HE9	HE10	HE11	HE12	HE13	HE14	HE15	HE16	HE17	HE18	HE19	HE20	HE21	HE22	HE23	HE24	avg all/peak
CONNECTICUT	67.34	60.47	55.72	52.13	52.13	52.13	58.53	58.27	70.46	72.85	74.11	75.83	72.99	72.14	70.00	70.60	76.78	93.79	90.00	83.00	76.75	74.68	70.40	68.57	70 / 75
NEMASSBOST	65.91	59.18	54.53	51.01	51.01	51.01	57.28	57.02	68.96	71.3	72.53	74.22	71.43	70.6	68.51	69.1	75.14	91.79	88.08	81.24	75.11	73.09	68.9	67.11	68 / 74
NEWHAMPSHIRE	65.21	58.56	53.97	50.55	50.54	50.55	56.68	56.42	68.23	70.55	71.76	73.43	70.68	69.85	67.78	68.37	74.35	90.82	87.15	80.38	74.32	72.31	68.37	66.4	67 / 73
MAINE	63.35	56.89	53.17	52.27	51.89	52.27	55.07	54.82	66.29	68.54	69.72	71.34	68.66	67.87	65.86	66.42	72.23	88.24	84.67	78.09	72.20	70.26	67.46	64.51	66 / 71
INTERNAL_HUB	66.44	59.66	54.97	51.42	51.42	51.42	57.75	57.48	69.51	71.87	73.11	74.82	72.01	71.17	69.06	69.66	75.75	92.53	88.79	81.89	75.72	73.68	69.46	67.65	69 / 74
DA Load (GW)	12.4	12.0	12.1	12.1	12.1	12.1	12.3	13.2	13.7	14.8	15.2	15.6	15.3	15.0	14.7	14.9	16.7	17.6	17.0	16.9	16.4	15.4	14.2	12.9	



Preliminary Real-Time Prices with Forecasted and Actual System Load

	HE1	HE2	HE3	HE4	HE5	HE6	HE7	HE8	HE9	HE10	HE11	HE12	HE13	HE14	HE15	HE16	HE17	HE18	HE19	HE20	HE21	HE22	HE23	HE24	avg all/peak
CONNECTICUT	72.12	35.60	64.94	65.19	58.07	65.27	30.73	40.86	77.43	81.41	78.09	88.88	87.73	72.81	69.54	68.84	74.16	81.08	84.30	75.67	72.64	71.43	44.54	52.70	67 / 73
NEMASSBOST	70.28	34.76	63.55	63.45	56.72	63.57	30.19	40.71	76.92	80.73	77.06	87.41	86.23	71.5	68.78	67.92	73.03	79.12	81.51	72.94	70.4	70.01	44.02	51.67	66 / 72
NEWHAMPSHIRE	69.21	34.22	62.76	62.84	56.09	62.85	29.83	40.26	76.25	80.19	76.21	86.26	85.08	70.48	67.68	66.87	71.87	77.95	80.48	71.97	69.61	68.77	43.2	50.82	65 / 71
MAINE	68.68	34.03	62.88	63.05	56.25	63.00	29.34	39.70	75.20	79.38	75.27	84.89	82.88	68.57	65.87	65.23	70.54	76.05	78.16	70.04	67.45	66.55	41.98	50.22	65 / 69
INTERNAL_HUB	70.92	35.04	64.07	64.08	57.24	64.22	30.44	40.88	77.3	81.29	77.75	88.34	87.21	72.34	69.37	68.48	73.61	79.93	82.67	74.03	71.26	70.75	44.34	52.05	67 / 72
Forecast	13.19	12.79	12.67	12.79	13.13	14.29	16.42	17.73	17.98	18.19	18.32	18.23	17.99	17.81	17.56	17.65	18.59	20.09	20.06	19.64	18.84	17.57	15.97	14.60	17 / 18
(RT) - (DA Load)	1.00	1.07	0.75	0.52	0.53	0.82	1.26	1.03	0.89	0.69	0.96	1.09	1.46	1.64	1.56	1.37	0.48	1.07	1.59	1.17	0.88	0.87	0.89	1.10	



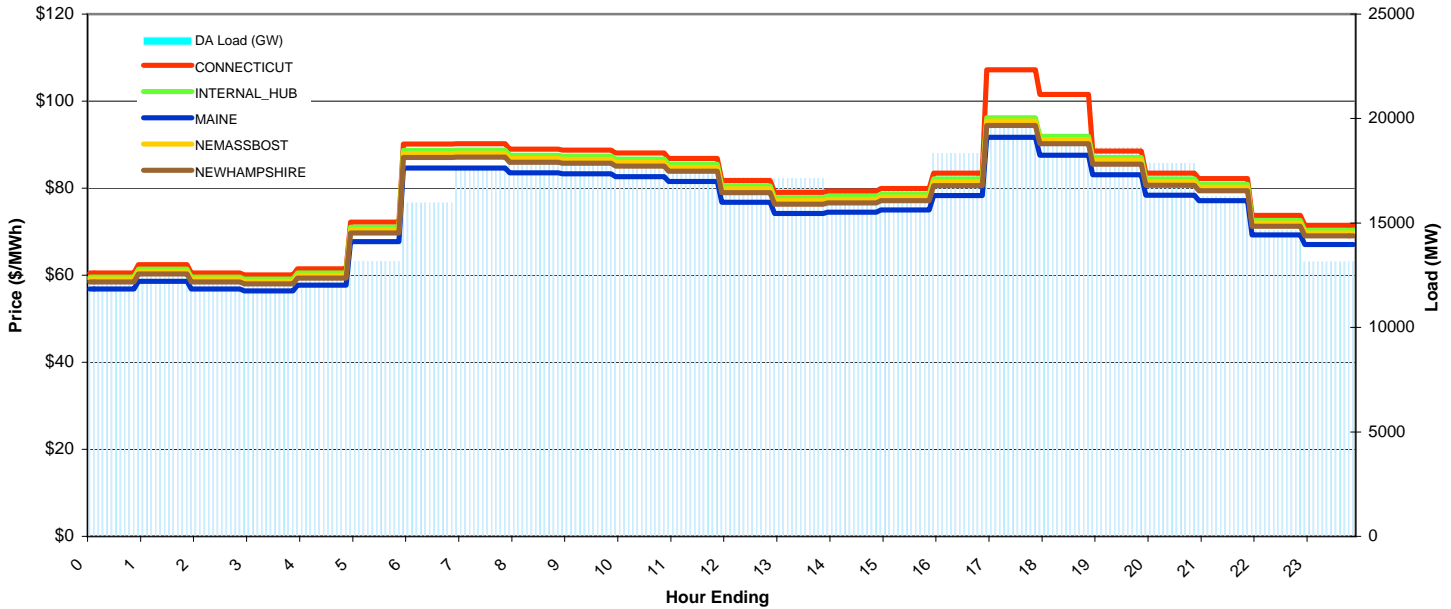
ISO-NE Daily Report

Report for 01/12/2009

Price Color Codes: <=0 >=100 >=200

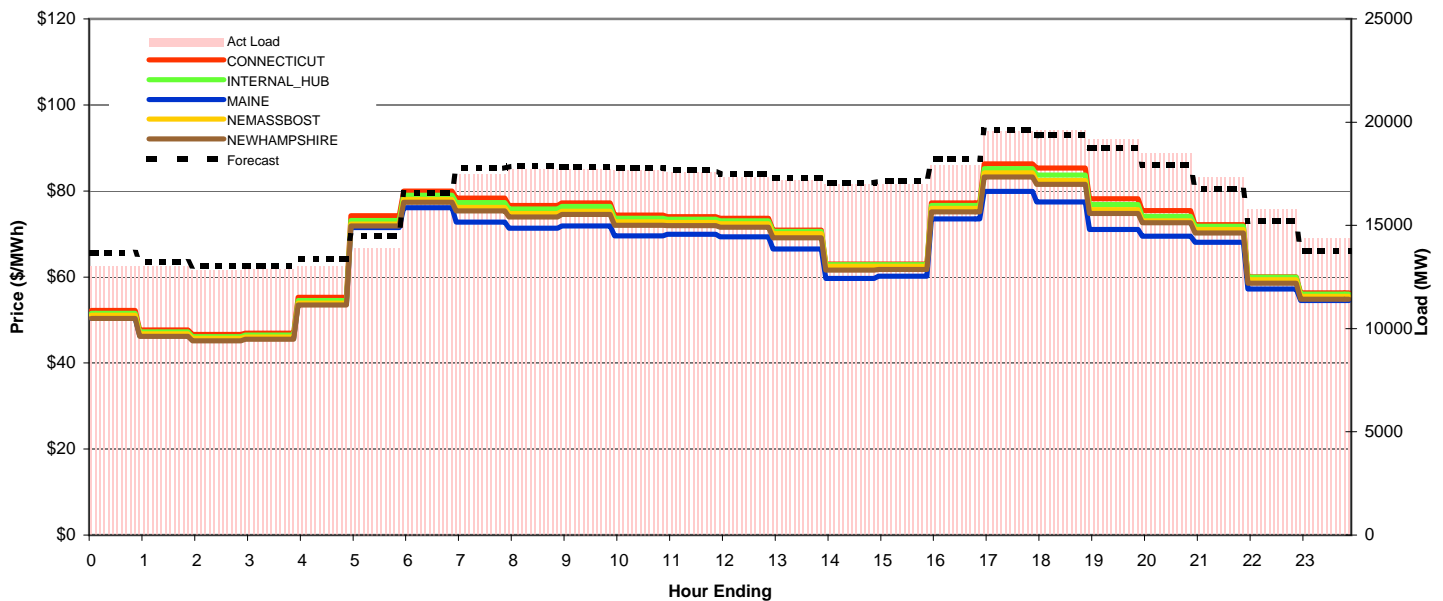
Day-Ahead Prices and Cleared Load

	HE1	HE2	HE3	HE4	HE5	HE6	HE7	HE8	HE9	HE10	HE11	HE12	HE13	HE14	HE15	HE16	HE17	HE18	HE19	HE20	HE21	HE22	HE23	HE24	avg all/peak
CONNECTICUT	60.55	62.42	60.55	60.07	61.47	72.18	90.13	90.19	88.98	88.76	88.06	86.87	81.80	79.03	79.37	79.89	83.46	107.18	101.52	88.51	83.49	82.19	73.77	71.46	80 / 86
NEMASSBOST	59.09	60.91	59.09	58.61	59.98	70.43	87.95	88.01	86.82	86.62	85.93	84.76	79.82	77.12	77.45	77.96	81.44	95.42	91.19	86.37	81.47	80.2	71.99	69.73	77 / 83
NEWHAMPSHIRE	58.48	60.29	58.48	58.01	59.37	69.71	87.05	87.1	85.93	85.73	85.04	83.9	79	76.33	76.65	77.16	80.61	94.39	90.21	85.48	80.63	79.38	71.25	69.02	77 / 82
MAINE	56.83	58.59	56.83	56.38	57.70	67.75	84.60	84.65	83.51	83.31	82.65	81.53	76.77	74.18	74.49	74.98	78.33	91.66	87.61	83.07	78.37	77.14	69.24	67.07	74 / 80
INTERNAL_HUB	59.58	61.41	59.58	59.1	60.48	71.01	88.68	88.76	87.56	87.36	86.66	85.49	80.5	77.78	78.11	78.62	82.14	96.15	91.88	87.08	82.14	80.86	72.58	70.31	78 / 84
DA Load (GW)	12.7	12.8	12.6	12.5	12.7	13.2	16.0	17.6	18.1	18.0	17.9	17.6	17.2	17.1	16.5	16.6	18.3	19.6	19.1	18.6	17.9	16.3	14.6	13.2	



Preliminary Real-Time Prices with Forecasted and Actual System Load

	HE1	HE2	HE3	HE4	HE5	HE6	HE7	HE8	HE9	HE10	HE11	HE12	HE13	HE14	HE15	HE16	HE17	HE18	HE19	HE20	HE21	HE22	HE23	HE24	avg all/peak
CONNECTICUT	52.24	47.72	46.65	46.97	55.28	74.25	79.97	78.37	76.61	77.22	74.43	73.99	73.63	70.93	63.00	63.05	77.20	86.33	85.34	78.19	75.41	72.15	60.04	56.31	69 / 74
NEMASSBOST	51.09	46.8	45.73	46.06	53.97	72.33	78.01	76.17	74.74	75.3	72.8	72.72	72.35	70.11	62.47	62.47	75.96	84.21	82.46	75.66	73.04	71.07	59.35	55.49	67 / 73
NEWHAMPSHIRE	50.38	46.23	45.15	45.54	53.52	71.86	77.39	75.36	73.93	74.55	72.03	71.97	71.54	69.15	61.63	61.76	75.16	83.24	81.54	74.79	72.6	70.25	58.57	54.8	66 / 72
MAINE	50.38	46.33	45.27	45.74	53.80	88.00	76.14	72.75	71.32	71.85	69.57	69.91	69.31	66.50	59.67	60.22	73.50	79.93	77.48	71.03	69.51	68.04	57.21	54.51	65 / 69
INTERNAL_HUB	51.54	47.24	46.16	46.49	54.54	73.16	79	77.33	75.8	76.37	73.67	73.46	73.05	70.63	62.84	62.83	76.62	85.16	83.67	76.83	74.1	71.8	59.97	56.05	68 / 73
Forecast	13.68	13.24	13.02	13.02	13.36	14.49	16.58	17.76	17.86	17.82	17.80	17.69	17.49	17.30	17.07	17.14	18.20	19.60	19.36	18.75	17.93	16.75	15.19	13.77	16 / 18
(RT) - (DA Load)	0.32	0.22	0.21	0.30	0.29	0.74	0.17	-0.07	-0.34	-0.28	-0.21	-0.06	0.17	0.06	0.47	0.36	-0.44	-0.04	0.54	0.55	0.62	1.04	1.13	1.22	



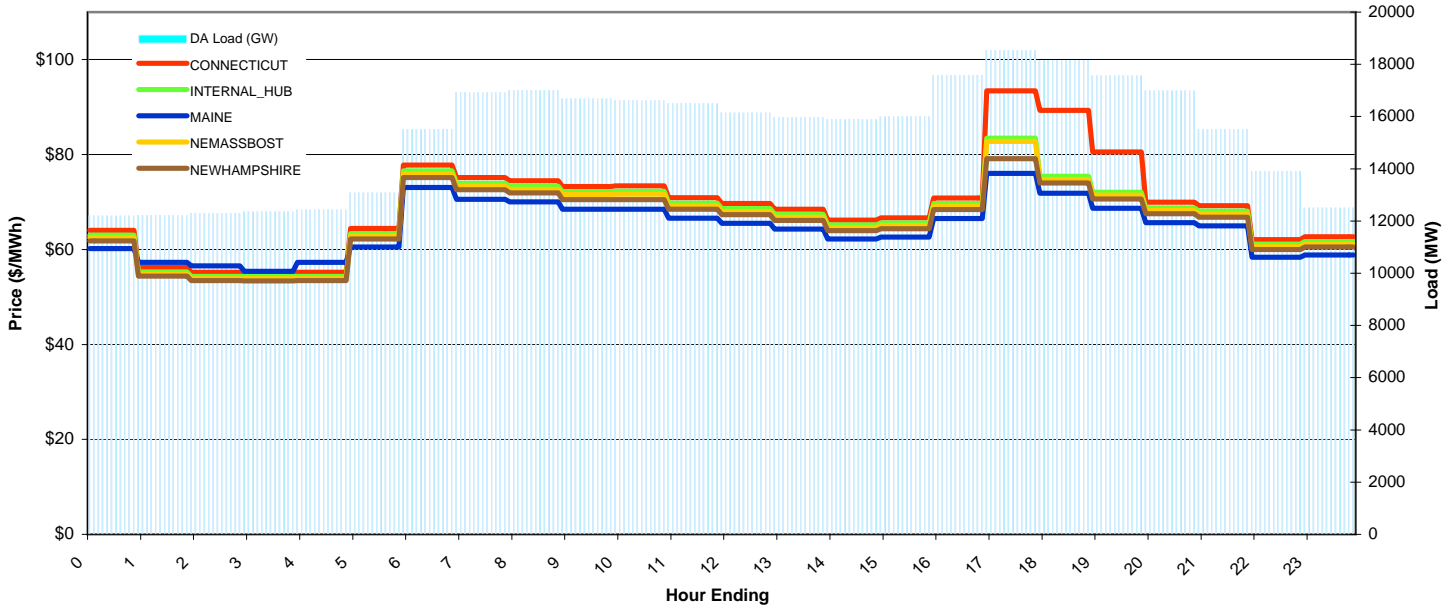
ISO-NE Daily Report

Report for 01/13/2009

Price Color Codes: <=0 >=100 >=200

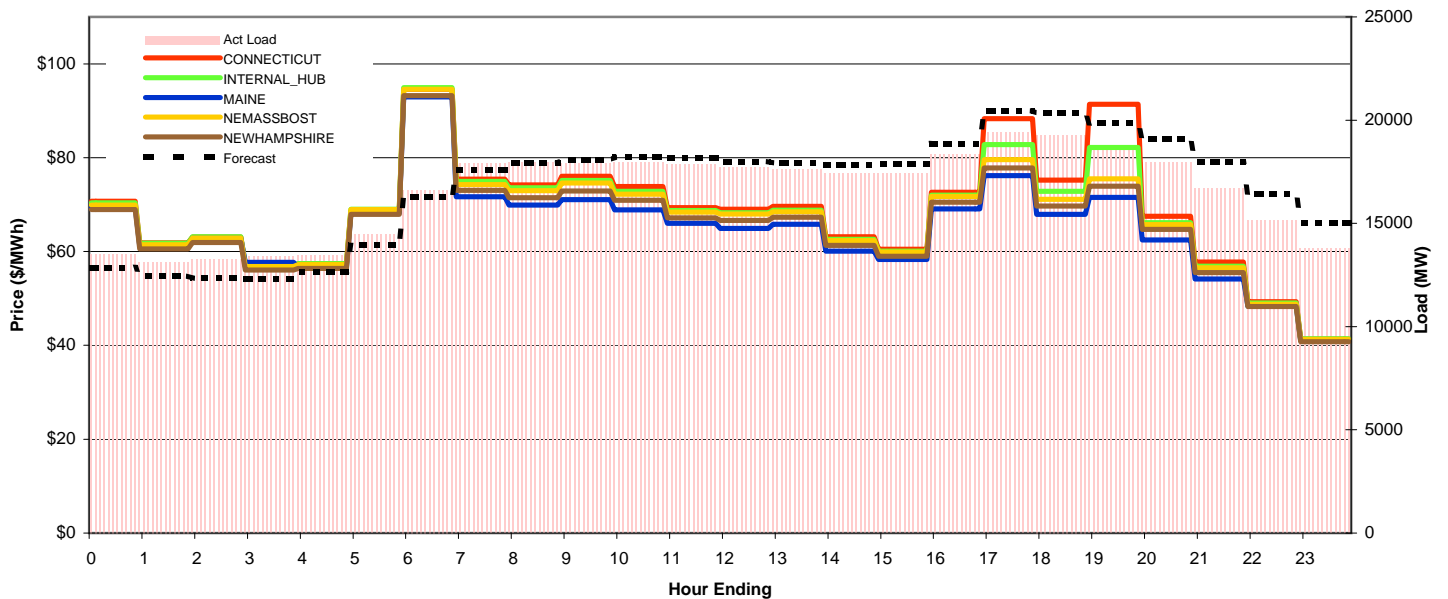
Day-Ahead Prices and Cleared Load

	HE1	HE2	HE3	HE4	HE5	HE6	HE7	HE8	HE9	HE10	HE11	HE12	HE13	HE14	HE15	HE16	HE17	HE18	HE19	HE20	HE21	HE22	HE23	HE24	avg all/peak
CONNECTICUT	64.03	56.22	55.22	55.22	55.22	64.43	77.80	75.14	74.51	73.29	73.39	70.90	69.70	68.46	66.21	66.67	70.82	93.45	89.32	80.54	69.99	69.19	62.11	62.67	69 / 73
NEMASSBOST	62.47	54.83	53.86	53.86	53.86	62.86	75.9	73.3	72.69	71.55	71.66	69.17	68	66.79	64.6	65.04	69.09	82.78	74.77	71.42	68.2	67.5	60.59	61.14	66 / 70
NEWHAMPSHIRE	61.84	54.38	53.42	53.39	53.43	62.22	75.13	72.56	71.95	70.5	70.53	68.47	67.31	66.11	63.94	64.38	68.39	79.14	73.98	70.67	67.51	66.81	59.98	60.52	66 / 69
MAINE	60.16	57.28	56.56	55.38	57.29	60.53	73.09	70.59	70.00	68.49	68.48	66.61	65.49	64.32	62.21	62.63	66.54	76.03	71.87	68.69	65.68	65.00	58.35	58.87	65 / 67
INTERNAL_HUB	63	55.3	54.32	54.32	54.32	63.39	76.54	73.95	73.33	72.16	72.28	69.77	68.6	67.38	65.16	65.61	69.7	83.42	75.44	72.04	68.78	68.07	61.1	61.65	67 / 70
DA Load (GW)	12.2	12.2	12.3	12.4	12.4	13.1	15.5	16.9	17.0	16.7	16.6	16.5	16.1	16.0	15.9	16.0	17.6	18.5	18.2	17.6	17.0	15.5	13.9	12.5	



Preliminary Real-Time Prices with Forecasted and Actual System Load

	HE1	HE2	HE3	HE4	HE5	HE6	HE7	HE8	HE9	HE10	HE11	HE12	HE13	HE14	HE15	HE16	HE17	HE18	HE19	HE20	HE21	HE22	HE23	HE24	avg all/peak
CONNECTICUT	70.73	61.83	63.05	56.77	57.37	68.58	94.61	75.40	74.20	76.05	73.89	69.35	69.00	69.63	63.16	60.49	72.62	88.34	75.23	91.41	67.48	57.73	49.31	41.36	69 / 71
NEMASSBOST	69.88	61.47	62.88	56.84	57.25	68.94	94.59	74.25	73	74.59	72.25	68.4	67.97	68.48	62.3	59.87	71.74	79.61	71.12	75.47	65.77	56.52	48.78	41.26	67 / 68
NEWHAMPSHIRE	68.94	60.54	61.93	56.05	56.37	67.89	93.23	73.01	71.44	72.93	70.93	67.16	66.64	67.33	61.29	59	70.49	77.81	69.71	73.92	64.73	55.53	48.26	40.79	66 / 67
MAINE	69.37	61.18	62.81	57.70	56.68	88.00	92.97	71.64	69.88	71.09	68.89	66.00	64.89	65.79	60.07	58.30	69.09	76.15	67.91	71.55	62.48	54.15	48.34	41.07	66 / 65
INTERNAL_HUB	70.38	61.76	63.14	57.05	57.45	69.01	94.93	74.96	73.55	75.18	72.81	68.71	68.26	68.81	62.57	60.05	71.99	82.79	72.85	82.15	66.17	56.87	49.01	41.42	68 / 69
Forecast	12.85	12.44	12.33	12.29	12.66	13.93	16.26	17.59	17.92	18.07	18.21	18.16	18.00	17.92	17.82	17.89	18.87	20.46	20.33	19.86	19.09	17.96	16.41	15.03	17 / 18
(RT) - (DA Load)	1.32	0.92	0.93	1.03	1.03	1.36	1.12	0.98	0.94	1.22	1.33	1.37	1.56	1.63	1.52	1.41	0.74	0.90	1.13	1.20	0.95	1.21	1.23	1.26	



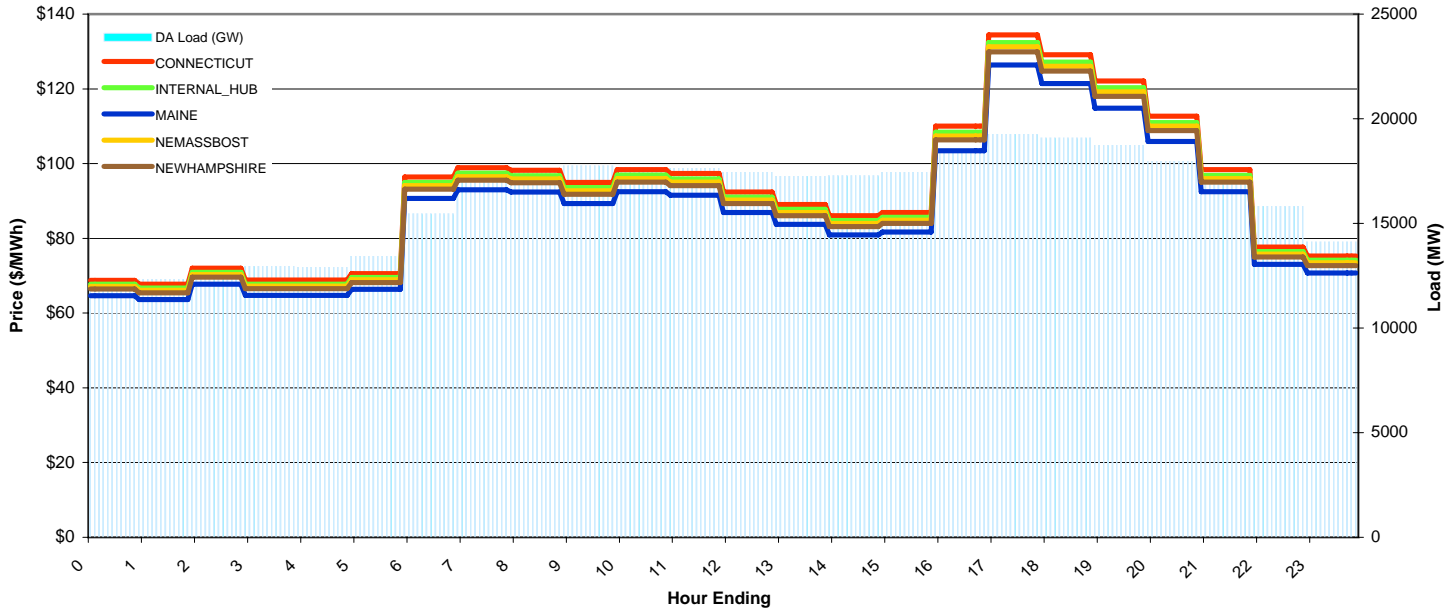
ISO-NE Daily Report

Report for 01/14/2009

Price Color Codes: <=0 >=100 >=200

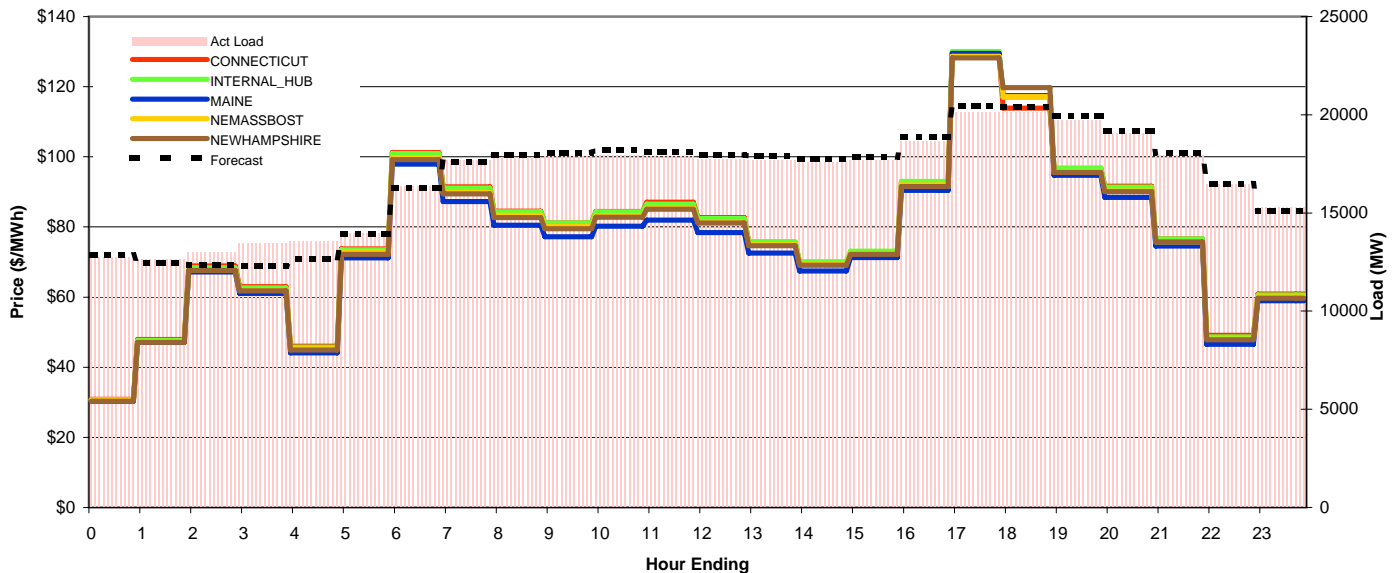
Day-Ahead Prices and Cleared Load

	HE1	HE2	HE3	HE4	HE5	HE6	HE7	HE8	HE9	HE10	HE11	HE12	HE13	HE14	HE15	HE16	HE17	HE18	HE19	HE20	HE21	HE22	HE23	HE24	avg all/peak
CONNECTICUT	68.80	67.71	72.04	68.82	68.82	70.58	96.43	98.89	98.24	95.00	98.36	97.39	92.42	89.06	86.08	86.94	110.04	134.47	129.14	122.13	112.69	98.37	77.67	75.27	92 / 102
NEMASSBOST	67.16	66.09	70.32	67.18	67.18	68.9	94.13	96.53	95.9	92.73	96.01	95.06	90.21	86.93	84.02	84.87	107.41	131.26	126.06	119.22	110	96.02	75.82	73.47	90 / 99
NEWHAMPSHIRE	66.47	65.41	69.6	66.49	66.49	68.19	93.17	95.54	94.91	91.78	95.03	94.09	89.29	86.04	83.16	84	106.31	129.91	124.77	118	108.87	95.03	75.04	72.72	89 / 98
MAINE	64.68	63.65	67.72	64.70	64.70	66.36	90.66	92.97	92.36	89.31	92.47	91.56	86.88	83.73	80.92	81.73	103.45	126.42	121.41	114.82	105.94	92.48	73.02	70.76	87 / 96
INTERNAL_HUB	67.76	66.68	70.94	67.77	67.77	69.51	94.97	97.42	96.77	93.58	96.89	95.94	91.04	87.73	84.79	85.64	108.4	132.42	127.18	120.28	110.98	96.87	76.49	74.12	91 / 100
DA Load (GW)	12.3	12.3	13.0	13.0	12.9	13.4	15.5	17.2	17.5	17.8	17.7	17.6	17.4	17.2	17.3	17.4	18.4	19.3	19.1	18.8	18.0	16.9	15.8	14.1	



Preliminary Real-Time Prices with Forecasted and Actual System Load

	HE1	HE2	HE3	HE4	HE5	HE6	HE7	HE8	HE9	HE10	HE11	HE12	HE13	HE14	HE15	HE16	HE17	HE18	HE19	HE20	HE21	HE22	HE23	HE24	avg all/peak
CONNECTICUT	30.81	47.88	68.90	63.00	46.03	73.73	101.25	91.45	84.53	81.12	84.43	87.09	82.73	75.70	69.84	72.71	92.77	129.67	113.93	96.66	91.60	76.57	49.13	60.91	78 / 86
NEMASSBOST	30.59	47.34	67.7	61.91	45.26	72.94	99.79	89.81	83.29	80.17	83.26	85.29	81.37	74.95	69.4	72.43	91.95	128.64	117.15	95.7	90.24	75.78	48.05	60.09	77 / 85
NEWHAMPSHIRE	30.32	47.11	67.59	61.81	44.94	72.23	99.16	89.48	82.68	79.47	82.78	85.09	81.15	74.7	69.09	72.23	91.58	128.21	119.77	95.52	90.12	75.75	47.82	59.71	77 / 85
MAINE	30.31	47.05	67.19	61.07	44.05	88.00	97.95	87.29	80.52	77.20	80.26	81.95	78.42	72.58	67.46	71.29	90.47	129.51	117.50	94.76	88.40	74.54	46.52	58.97	76 / 84
INTERNAL_HUB	30.73	47.6	68.34	62.58	45.72	73.43	100.92	91.09	84.37	81.11	84.3	86.53	82.42	75.79	70.09	73.08	92.97	130.08	116.99	96.79	91.38	76.57	48.65	60.6	78 / 86
Forecast	12.85	12.44	12.33	12.29	12.66	13.93	16.26	17.59	17.92	18.07	18.18	18.13	17.96	17.89	17.75	17.83	18.88	20.46	20.40	19.91	19.19	18.05	16.50	15.08	17 / 18
(RT) - (DA Load)	0.47	0.30	0.04	0.52	0.66	0.55	0.90	0.54	0.37	0.15	0.26	0.24	0.31	0.45	0.33	0.26	0.26	0.89	1.07	0.99	1.09	1.11	0.67	1.18	



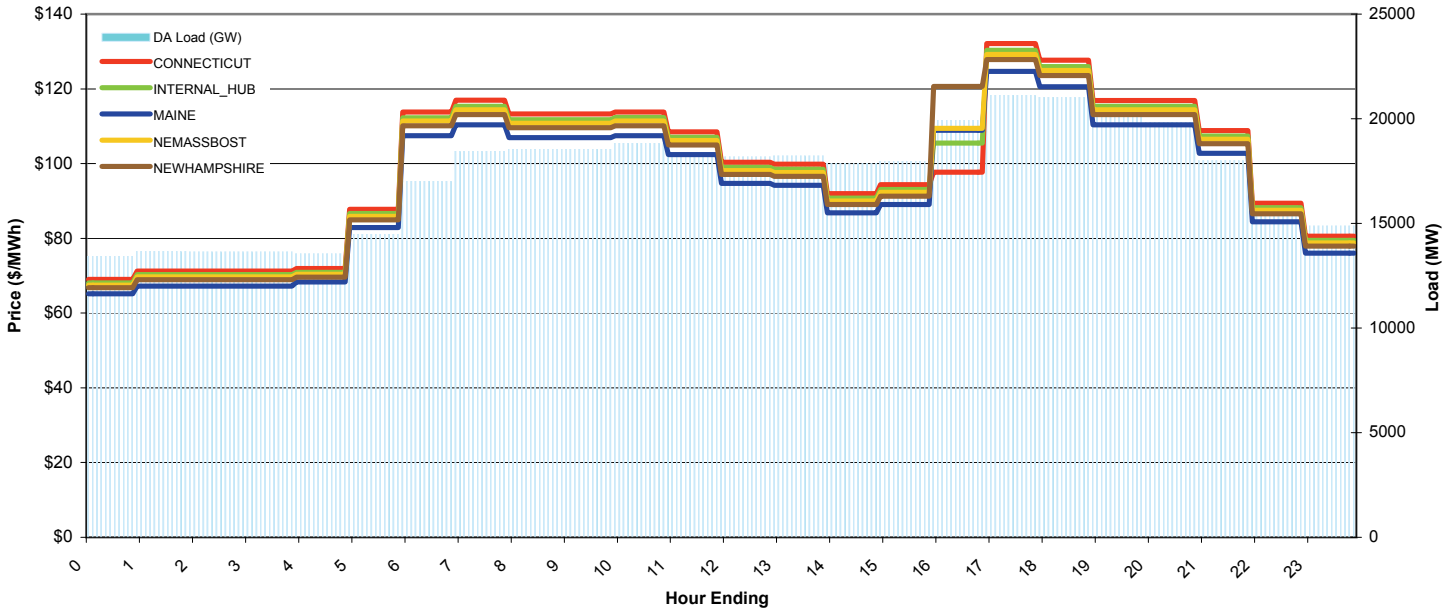
ISO-NE Daily Report

Report for 01/15/2009

Price Color Codes: ≤0 >=100 >=200

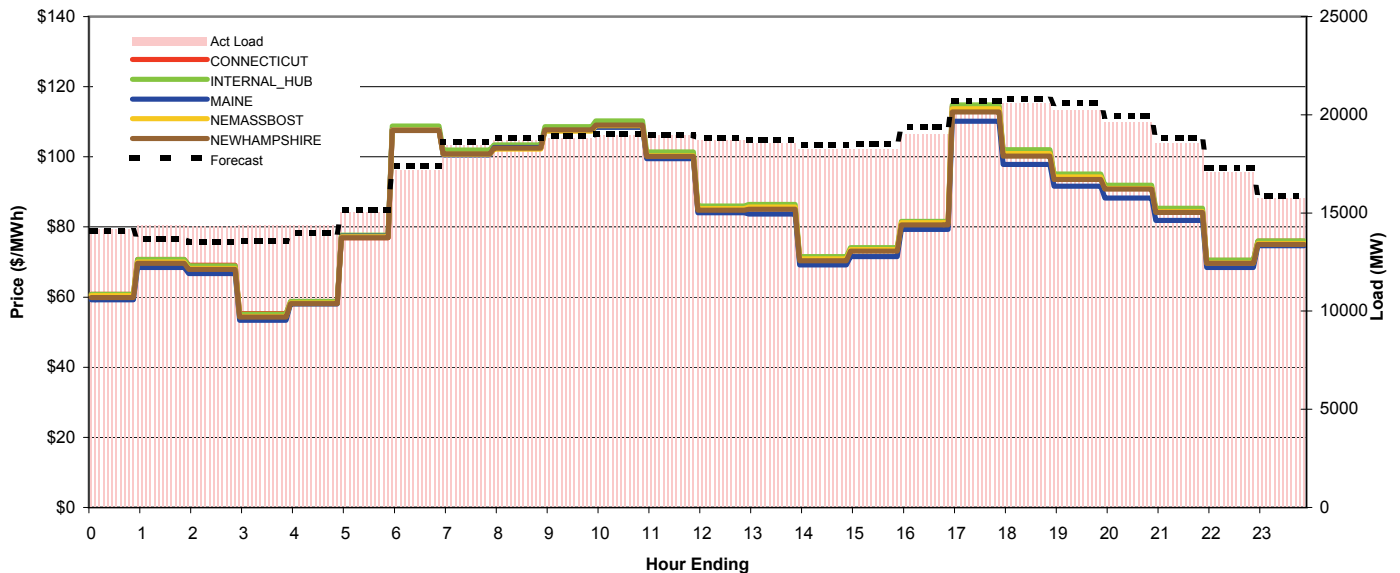
Day-Ahead Prices and Cleared Load

	HE1	HE2	HE3	HE4	HE5	HE6	HE7	HE8	HE9	HE10	HE11	HE12	HE13	HE14	HE15	HE16	HE17	HE18	HE19	HE20	HE21	HE22	HE23	HE24	avg all/peak
CONNECTICUT	69.00	71.23	71.23	71.23	71.91	87.81	113.83	116.93	113.26	113.26	113.83	108.51	100.33	99.80	91.99	94.36	97.67	132.08	127.70	116.91	116.90	108.87	89.43	80.54	99 / 109
NEMASSBOST	67.51	69.69	69.69	69.69	70.36	85.91	111.37	114.4	110.81	110.81	111.37	106.17	98.16	97.65	90	92.32	109.45	129.22	124.93	114.38	114.37	106.51	87.5	78.8	98 / 107
NEWHAMPSHIRE	66.77	68.93	68.93	68.93	69.59	84.96	110.14	113.14	109.59	109.59	110.14	105	97.08	96.57	89.01	91.31	120.68	127.8	123.56	113.12	113.11	105.34	86.53	77.93	97 / 107
MAINE	65.13	67.24	67.24	67.24	68.34	82.89	107.45	110.38	106.91	106.91	107.45	102.43	94.71	94.21	86.84	89.08	108.88	124.68	120.54	110.36	110.35	102.77	84.42	76.03	94 / 104
INTERNAL_HUB	68.06	70.27	70.27	70.27	70.94	86.62	112.28	115.38	111.75	111.75	112.31	107.07	99	98.48	90.77	93.11	105.53	130.29	125.96	115.32	115.31	107.39	88.22	79.45	98 / 108
DA Load (GW)	13.4	13.7	13.6	13.6	13.5	14.5	17.0	18.4	18.5	18.6	18.8	18.3	18.2	17.9	18.0	19.9	21.1	21.0	20.5	19.8	18.0	16.0	14.9		



Preliminary Real-Time Prices with Forecasted and Actual System Load

	HE1	HE2	HE3	HE4	HE5	HE6	HE7	HE8	HE9	HE10	HE11	HE12	HE13	HE14	HE15	HE16	HE17	HE18	HE19	HE20	HE21	HE22	HE23	HE24	avg all/peak
CONNECTICUT	60.75	70.74	69.11	55.30	58.51	76.98	107.92	100.98	102.39	107.80	109.11	99.93	84.64	85.25	70.73	73.59	80.95	114.36	101.52	94.47	91.31	84.65	70.43	75.96	85 / 92
NEMASSBOST	60.4	70.01	68.14	54.51	58.31	77.19	107.73	100.78	102.22	107.3	108.92	100.3	85.2	85.67	70.95	73.55	81.24	113.68	100.97	94.25	91	84.42	69.74	75.3	85 / 92
NEWHAMPSHIRE	59.86	69.61	67.88	54.33	58.15	76.95	107.53	100.82	102.5	107.66	109.06	100.13	84.8	85.07	70.4	73.13	80.56	112.78	100.19	93.58	90.79	84.17	69.61	75.04	85 / 92
MAINE	59.24	68.45	66.70	53.39	58.07	88.00	107.76	100.53	102.64	107.51	108.39	99.48	84.03	83.70	69.14	71.56	79.31	110.17	97.85	91.60	88.29	81.86	68.46	74.68	84 / 90
INTERNAL_HUB	60.79	70.71	68.92	55.14	58.8	77.65	108.78	101.93	103.37	108.62	110.29	101.38	85.95	86.46	71.54	74.15	81.63	114.81	102.03	95.09	91.92	85.37	70.55	76.02	86 / 93
Forecast	14.09	13.67	13.53	13.59	13.97	15.16	17.39	18.61	18.81	18.90	19.02	18.96	18.81	18.69	18.47	18.50	19.36	20.71	20.83	20.59	19.92	18.81	17.29	15.87	18 / 19
(RT) - (DA Load)	0.76	0.73	0.73	0.73	0.87	0.55	0.14	0.02	0.16	0.27	0.12	0.71	0.55	0.34	0.37	0.27	-0.93	-0.62	-0.44	-0.30	-0.17	0.57	1.09	0.87	



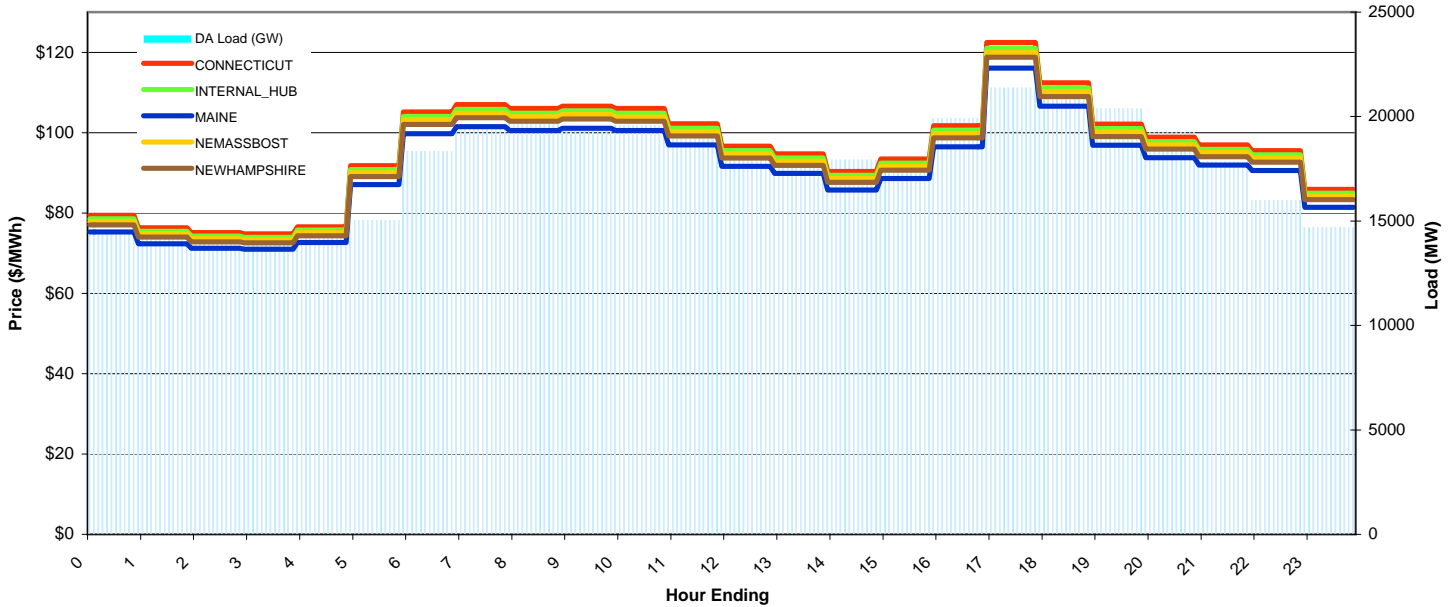
ISO-NE Daily Report

Report for 01/16/2009

Price Color Codes: <=0 >=100 >=200

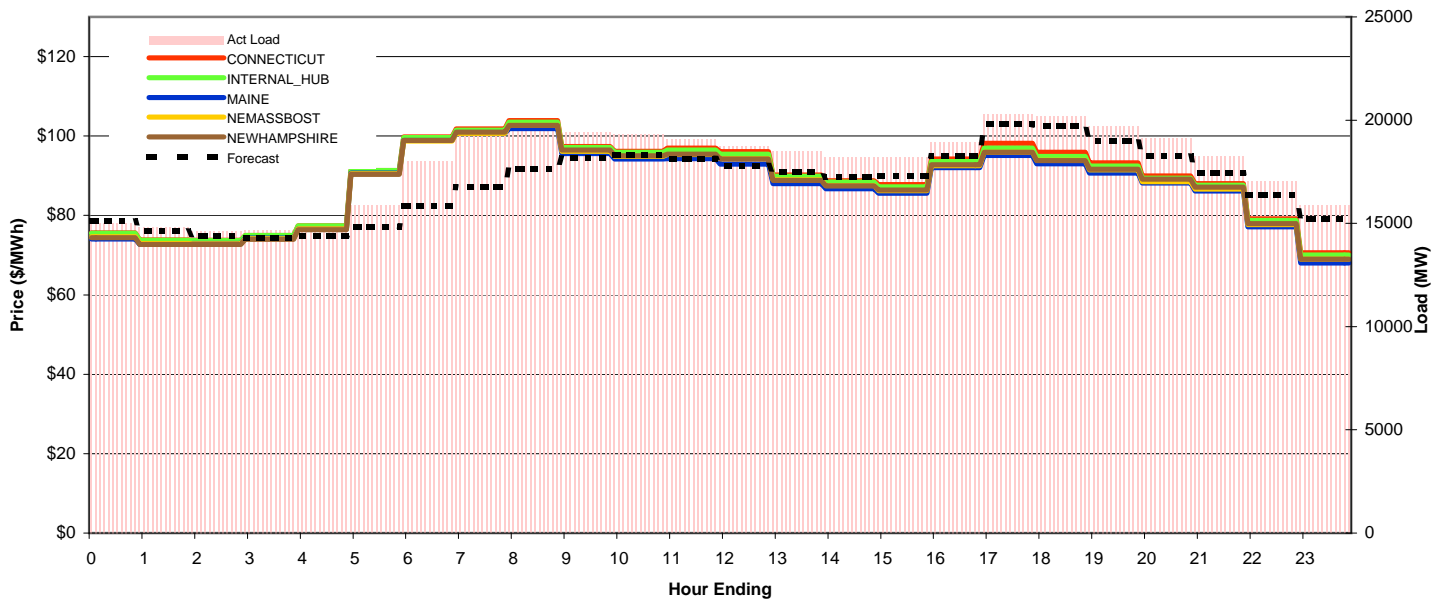
Day-Ahead Prices and Cleared Load

	HE1	HE2	HE3	HE4	HE5	HE6	HE7	HE8	HE9	HE10	HE11	HE12	HE13	HE14	HE15	HE16	HE17	HE18	HE19	HE20	HE21	HE22	HE23	HE24	avg all/peak
CONNECTICUT	79.40	76.29	75.09	74.79	76.59	91.80	105.18	106.96	106.02	106.61	105.99	102.23	96.60	94.71	90.37	93.41	101.73	122.40	112.36	102.11	98.85	96.93	95.52	85.86	96 / 102
NEMASSBOST	77.84	74.8	73.62	73.32	75.09	90	103.12	104.86	103.94	104.52	103.91	100.23	94.71	92.85	88.6	91.58	99.73	120	110.16	100.11	96.91	95.03	93.65	84.18	94 / 100
NEWHAMPSHIRE	77.02	74.01	72.84	72.55	74.3	89.05	102.03	103.75	102.84	103.41	102.81	99.17	93.7	91.87	87.66	90.62	98.68	118.73	108.99	99.05	95.89	94.02	92.66	83.29	93 / 99
MAINE	75.31	72.36	71.22	70.94	72.65	87.07	99.76	101.45	100.56	101.12	100.53	96.97	91.62	89.83	85.71	88.60	96.49	116.09	106.57	96.85	93.76	91.94	90.60	81.44	91 / 97
INTERNAL_HUB	78.51	75.44	74.25	73.95	75.73	90.77	104	105.76	104.84	105.41	104.8	101.09	95.52	93.65	89.36	92.37	100.59	121.03	111.1	100.97	97.74	95.84	94.45	84.9	95 / 101
DA Load (GW)	14.4	14.2	14.1	14.2	14.3	15.0	18.3	19.6	19.7	19.5	19.6	19.3	18.5	18.2	17.9	18.0	19.9	21.4	21.1	20.4	19.2	17.8	16.0	14.7	



Preliminary Real-Time Prices with Forecasted and Actual System Load

	HE1	HE2	HE3	HE4	HE5	HE6	HE7	HE8	HE9	HE10	HE11	HE12	HE13	HE14	HE15	HE16	HE17	HE18	HE19	HE20	HE21	HE22	HE23	HE24	avg all/peak
CONNECTICUT	75.60	73.83	73.74	74.98	77.39	91.35	99.75	101.82	103.86	97.38	96.14	96.97	96.03	90.19	88.74	87.77	94.24	98.13	95.94	93.25	89.91	88.00	79.13	70.57	89 / 94
NEMASSBOST	74.67	72.93	72.88	74.15	76.64	90.54	98.74	100.63	102.65	96.19	94.9	95.36	94.27	88.94	87.49	86.22	92.56	95.92	93.9	91.47	88.48	86.66	77.71	69.02	88 / 92
NEWHAMPSHIRE	74.38	72.67	72.7	74.01	76.39	90.35	98.88	100.95	102.7	96.46	95.03	95.39	94.2	88.78	87.42	86.4	92.74	95.91	93.85	91.64	89.15	87.12	77.93	68.99	88 / 92
MAINE	74.03	72.66	72.91	74.30	76.64	88.00	98.86	100.65	101.84	95.58	94.24	94.29	92.96	88.04	86.74	85.63	92.06	95.13	93.04	90.65	88.15	86.12	77.13	68.03	87 / 91
INTERNAL_HUB	75.54	73.77	73.7	74.92	77.37	91.33	99.6	101.43	103.52	97.11	95.89	96.45	95.4	89.9	88.4	87.19	93.6	96.92	94.83	92.46	89.42	87.61	78.72	70.04	89 / 93
Forecast	15.11	14.62	14.36	14.29	14.38	14.85	15.86	16.77	17.65	18.17	18.30	18.14	17.80	17.47	17.23	17.31	18.27	19.80	19.70	18.99	18.26	17.43	16.36	15.24	17 / 18
(RT) - (DA Load)	0.63	0.58	0.50	0.50	0.49	0.80	-0.35	-0.39	-0.24	-0.16	-0.29	-0.20	0.26	0.29	0.29	0.18	-0.99	-1.12	-0.92	-0.65	-0.12	0.40	1.06	1.17	



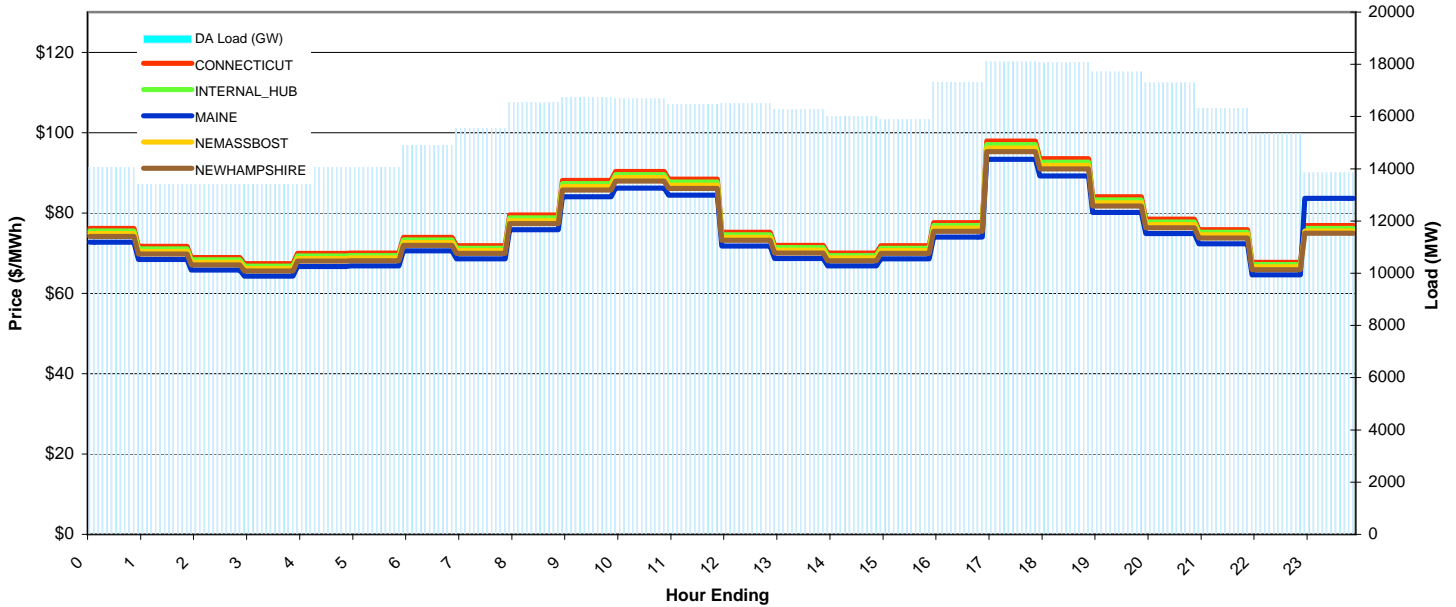
ISO-NE Daily Report

Report for 01/17/2009

Price Color Codes: <=0 >=100 >=200

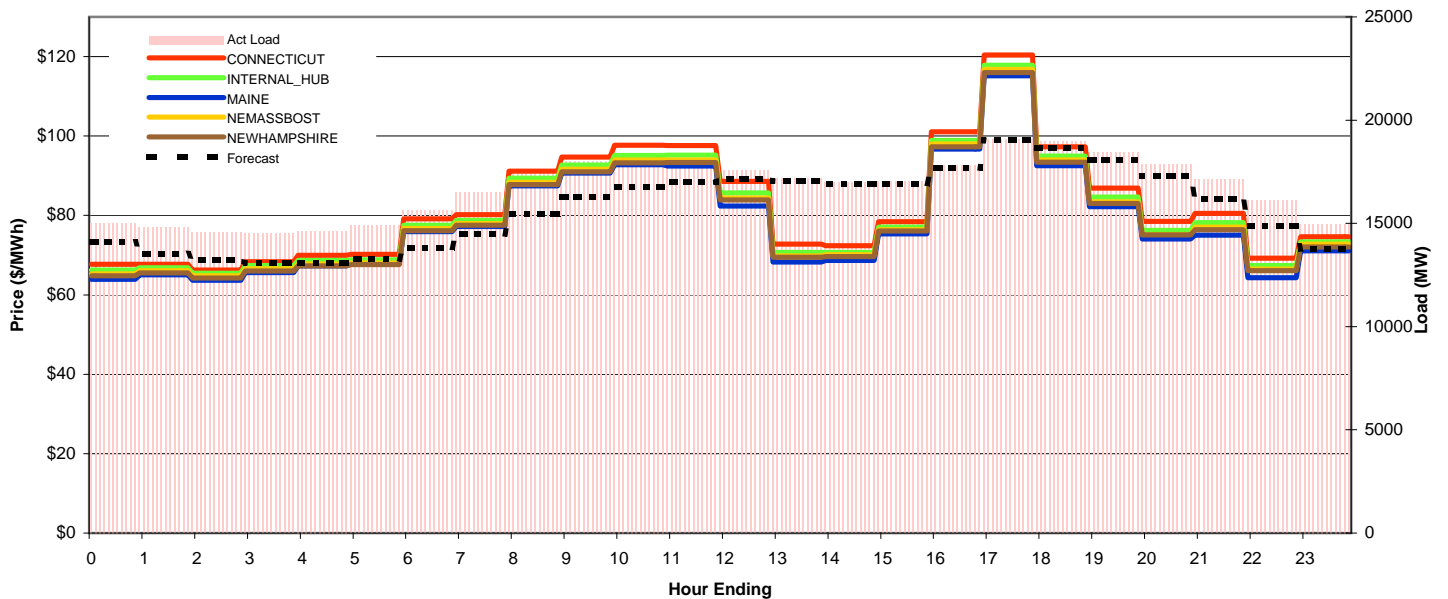
Day-Ahead Prices and Cleared Load

	HE1	HE2	HE3	HE4	HE5	HE6	HE7	HE8	HE9	HE10	HE11	HE12	HE13	HE14	HE15	HE16	HE17	HE18	HE19	HE20	HE21	HE22	HE23	HE24	avg all/peak
CONNECTICUT	76.17	71.67	68.93	67.36	69.90	70.00	73.92	71.87	79.47	88.10	90.36	88.45	75.20	71.96	70.00	71.87	77.56	97.86	93.49	84.00	78.43	75.82	67.72	76.85	77 / 80
NEMASSBOST	74.86	70.44	67.74	66.2	68.7	68.79	72.65	70.64	78.1	86.58	88.8	86.93	73.91	70.73	70.64	76.23	96.18	91.88	82.55	77.08	74.52	66.56	75.51	76 / 79	
NEWHAMPSHIRE	74.13	69.75	67.08	65.55	68.02	68.12	71.94	69.94	77.32	85.72	87.92	86.07	73.19	70.03	68.12	69.94	75.47	95.23	90.98	81.74	76.32	73.79	65.91	74.99	75 / 78
MAINE	72.69	68.40	65.78	64.29	66.71	66.80	70.55	68.59	75.82	84.05	86.21	84.40	71.77	68.68	66.80	68.59	74.01	93.38	89.21	80.16	74.84	72.36	64.63	83.64	74 / 76
INTERNAL_HUB	75.51	71.05	68.33	66.78	69.29	69.39	73.28	71.25	78.77	87.34	89.57	87.68	74.55	71.34	69.39	71.25	76.89	97.01	92.68	83.27	77.74	75.17	67.13	76.18	77 / 79
DA Load (GW)	14.1	14.3	13.8	14.0	14.1	14.1	14.9	15.5	16.5	16.7	16.7	16.5	16.5	16.3	16.0	15.9	17.3	18.1	18.1	17.7	17.3	16.3	15.4	13.9	



Preliminary Real-Time Prices with Forecasted and Actual System Load

	HE1	HE2	HE3	HE4	HE5	HE6	HE7	HE8	HE9	HE10	HE11	HE12	HE13	HE14	HE15	HE16	HE17	HE18	HE19	HE20	HE21	HE22	HE23	HE24	avg all/peak
CONNECTICUT	67.66	67.71	66.28	68.31	69.92	70.17	79.13	80.17	91.12	94.66	97.66	97.58	88.61	72.74	72.35	78.45	101.03	120.40	97.24	86.89	78.47	80.48	69.25	74.65	82 / 88
NEMASSBOST	65.26	66.05	64.78	66.58	67.77	68.05	76.69	77.92	88.34	91.63	93.95	93.96	84.41	69.81	70.08	76.42	97.97	116.79	93.99	83.43	75.22	77.04	66.53	72.8	79 / 85
NEWHAMPSHIRE	64.81	65.49	64.21	66.01	67.3	67.65	76.14	77.54	87.75	90.97	93.28	93.3	83.92	69.45	69.64	76.06	97.3	116.01	93.45	83.01	75.15	76.43	66.06	72.03	79 / 84
MAINE	63.93	65.04	63.71	65.62	67.26	68.00	75.96	77.20	87.43	90.64	92.73	92.46	82.35	68.30	68.68	75.32	96.70	115.19	92.53	82.19	74.08	75.07	64.31	71.07	79 / 83
INTERNAL_HUB	66.24	66.81	65.48	67.34	68.65	68.84	77.53	78.78	89.38	92.7	95.11	95.16	85.7	70.69	70.71	77.03	98.9	117.79	94.96	84.6	76.27	78.16	67.37	73.33	80 / 86
Forecast	14.11	13.53	13.21	13.08	13.08	13.28	13.82	14.48	15.47	16.26	16.74	16.98	17.13	17.05	16.90	16.93	17.67	19.03	18.66	18.09	17.29	16.16	14.88	13.74	16 / 17
(RT) - (DA Load)	0.96	0.50	0.78	0.52	0.57	0.85	0.73	0.98	0.92	1.28	1.44	1.43	1.04	0.89	0.96	1.13	0.51	0.99	0.90	0.74	0.57	0.80	0.72	1.11	



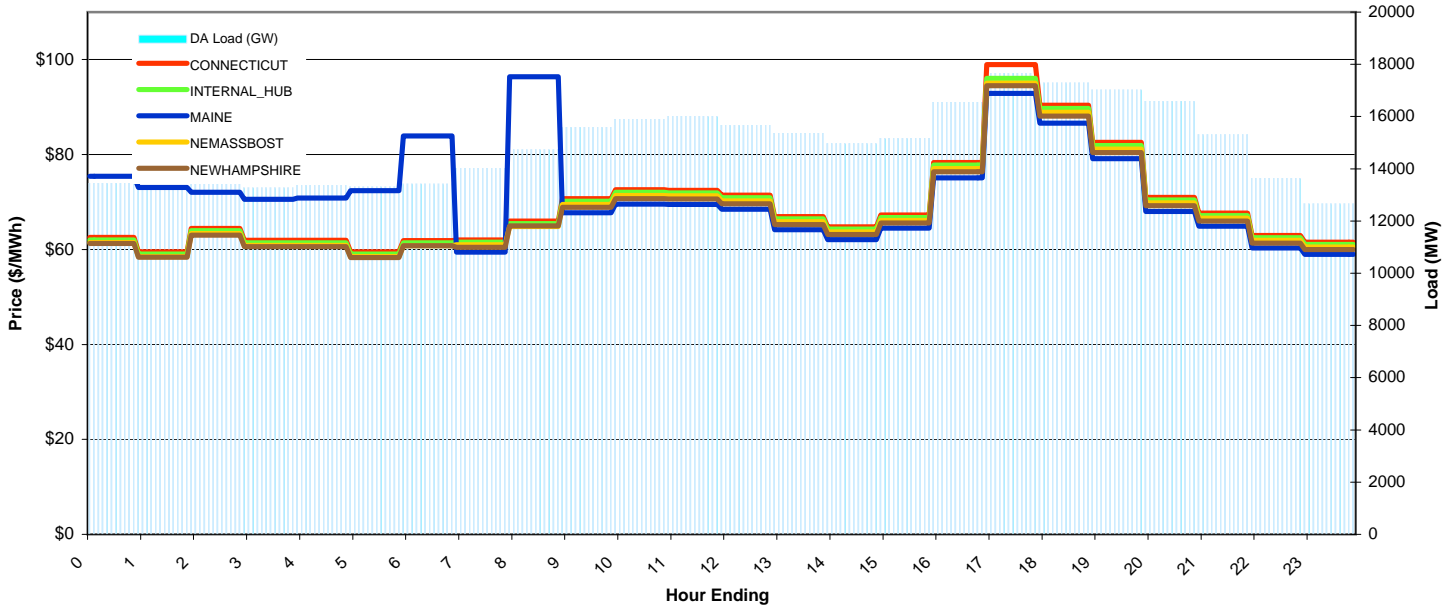
ISO-NE Daily Report

Report for 01/18/2009

Price Color Codes: <=0 >=100 >=200

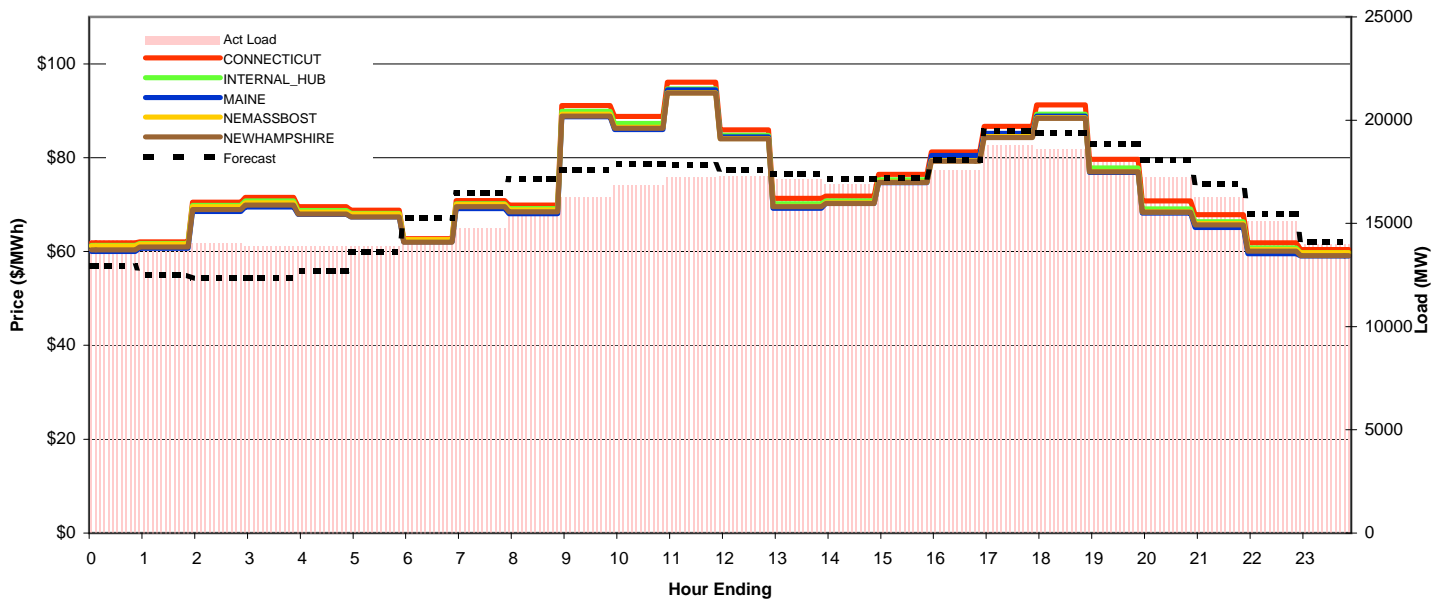
Day-Ahead Prices and Cleared Load

	HE1	HE2	HE3	HE4	HE5	HE6	HE7	HE8	HE9	HE10	HE11	HE12	HE13	HE14	HE15	HE16	HE17	HE18	HE19	HE20	HE21	HE22	HE23	HE24	avg all/peak
CONNECTICUT	62.54	59.53	64.44	61.92	61.92	59.53	61.88	62.03	65.99	70.69	72.57	72.49	71.42	66.94	64.79	67.26	78.34	98.96	90.40	82.54	71.00	67.69	62.95	61.57	69 / 73
NEMASSBOST	61.48	58.52	63.36	60.87	60.87	58.52	60.82	61.01	64.83	69.52	71.37	71.29	70.24	65.83	63.72	66.15	77.04	95.01	88.9	81.17	69.82	66.57	61.91	60.55	68 / 72
NEWHAMPSHIRE	61.26	58.34	63.01	60.57	60.58	58.33	60.8	60.46	64.96	68.9	70.73	70.65	69.61	65.25	63.15	65.56	76.36	94.47	88.11	80.44	69.19	65.98	61.36	60.01	67 / 71
MAINE	75.43	73.05	72.04	70.59	70.86	72.41	83.94	59.45	96.40	67.76	69.55	69.48	68.45	64.16	62.10	64.47	75.08	92.86	86.63	79.10	68.02	64.88	60.33	59.01	72 / 72
INTERNAL_HUB	62.04	59.06	63.94	61.43	61.43	59.06	61.39	61.57	65.47	70.16	72.03	71.95	70.89	66.44	64.31	66.76	77.75	96.02	89.7	81.9	70.45	67.16	62.46	61.09	69 / 72
DA Load (GW)	13.4	13.3	13.4	13.3	13.4	13.3	13.4	14.0	14.7	15.6	15.9	16.0	15.7	15.4	15.0	15.2	16.6	17.7	17.3	17.0	16.6	15.3	13.6	12.7	



Preliminary Real-Time Prices with Forecasted and Actual System Load

	HE1	HE2	HE3	HE4	HE5	HE6	HE7	HE8	HE9	HE10	HE11	HE12	HE13	HE14	HE15	HE16	HE17	HE18	HE19	HE20	HE21	HE22	HE23	HE24	avg all/peak
CONNECTICUT	61.82	62.07	70.53	71.55	69.53	68.79	62.77	70.87	69.87	91.13	88.77	96.10	85.94	71.32	71.81	76.48	81.25	86.69	91.23	79.63	70.79	67.85	61.88	60.41	75 / 79
NEMASSBOST	61.14	61.55	69.55	70.36	68.43	67.98	62.51	70.06	68.86	89.29	86.5	93.84	84.1	69.66	70.36	74.82	79.4	84.48	88.53	77.06	68.46	65.94	60.45	59.75	73 / 77
NEWHAMPSHIRE	60.38	61	68.94	69.91	67.97	67.4	62.01	69.53	68.48	88.87	86.3	93.79	83.99	69.53	70.23	74.72	79.22	84.32	88.38	76.96	68.43	65.66	60.05	59.12	73 / 77
MAINE	60.04	60.72	68.52	69.48	67.94	88.00	62.03	69.14	68.08	88.73	85.98	94.44	84.43	69.24	70.27	74.70	80.45	85.20	88.85	76.89	68.22	65.14	59.56	59.09	74 / 77
INTERNAL_HUB	61.3	61.69	69.86	70.76	68.72	68.12	62.47	70.19	69.15	89.9	87.28	94.63	84.78	70.2	70.76	75.26	79.86	84.94	89.24	77.84	69.08	66.37	60.77	59.77	73 / 78
Forecast	12.92	12.49	12.34	12.33	12.68	13.63	15.25	16.48	17.15	17.57	17.85	17.83	17.57	17.38	17.18	17.21	18.07	19.46	19.36	18.85	18.09	16.93	15.44	14.12	16 / 18
(RT) - (DA Load)	0.74	0.58	0.57	0.61	0.56	0.58	0.83	0.75	0.75	0.69	0.94	1.19	1.61	1.74	1.91	1.70	1.00	1.13	1.28	0.93	0.62	0.94	1.45	1.31	



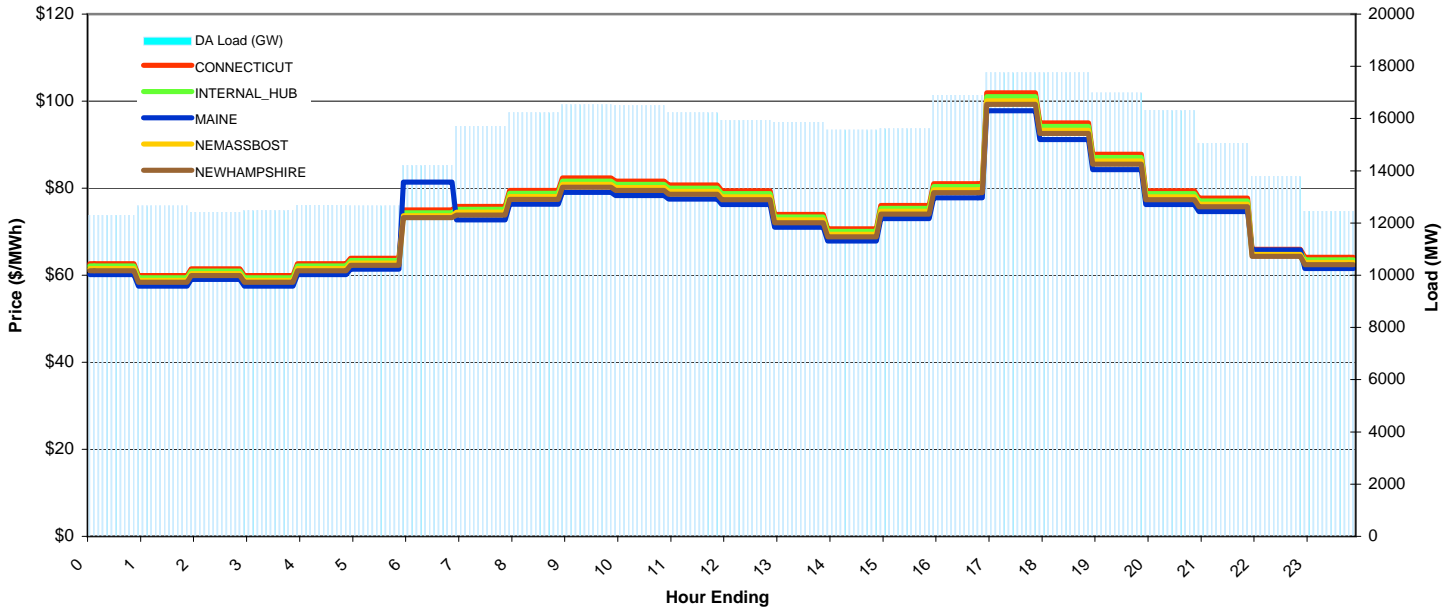
ISO-NE Daily Report

Report for 01/19/2009

Price Color Codes: <=0 >=100 >=200

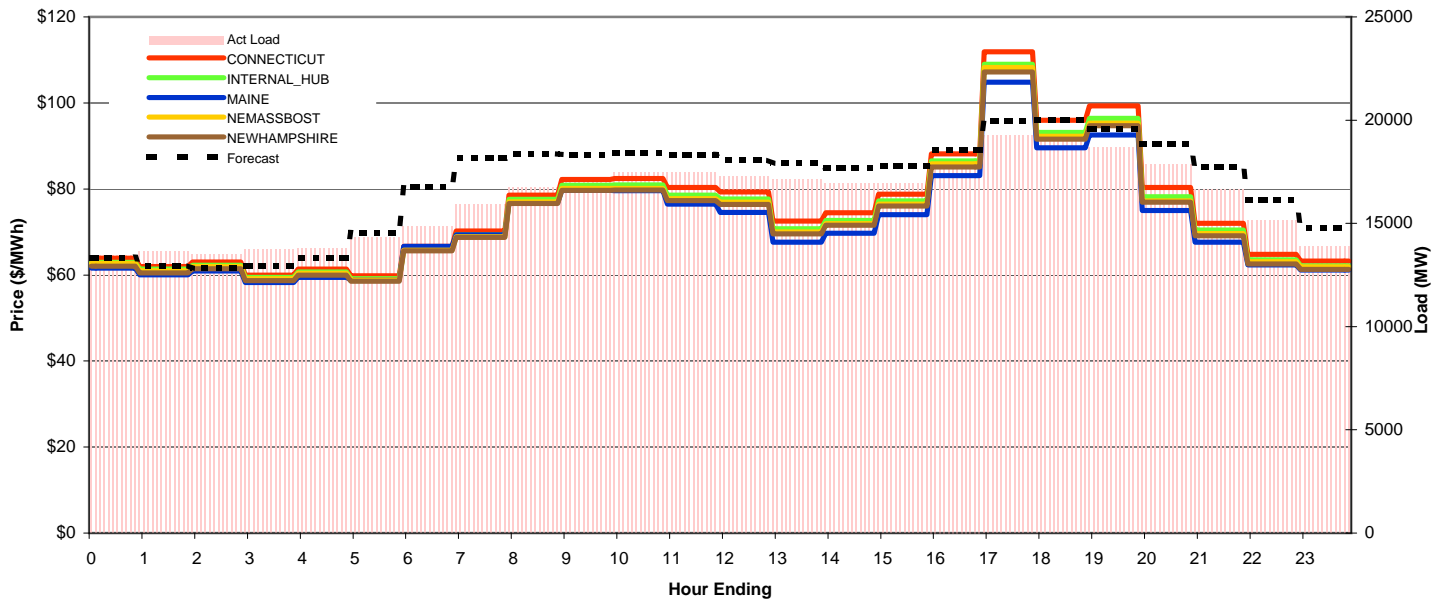
Day-Ahead Prices and Cleared Load

	HE1	HE2	HE3	HE4	HE5	HE6	HE7	HE8	HE9	HE10	HE11	HE12	HE13	HE14	HE15	HE16	HE17	HE18	HE19	HE20	HE21	HE22	HE23	HE24	avg all/peak
CONNECTICUT	62.66	59.90	61.47	59.90	62.66	63.93	75.00	75.78	79.47	82.34	81.60	80.70	79.41	74.00	70.68	76.04	81.04	101.91	95.01	87.82	79.41	77.73	65.97	64.09	75 / 81
NEMASSBOST	61.56	58.84	60.39	58.84	61.56	62.8	73.66	74.45	78.07	80.89	80.16	79.28	78.02	72.7	69.43	74.7	79.61	100.11	93.33	86.27	78.02	76.36	64.8	62.96	74 / 79
NEWHAMPSHIRE	61.04	58.36	59.89	58.36	61.04	62.28	73.25	73.83	77.42	80.22	79.5	78.62	77.37	72.09	68.86	74.08	78.95	99.28	92.56	85.55	77.37	75.73	64.32	62.44	73 / 78
MAINE	60.15	57.50	59.01	57.50	60.15	61.37	81.39	72.75	76.29	79.05	78.34	77.47	76.24	71.04	67.85	73.00	77.80	97.83	91.21	84.30	76.24	74.62	65.78	61.53	72 / 77
INTERNAL_HUB	62.12	59.39	60.94	59.39	62.12	63.38	74.35	75.14	78.79	81.64	80.91	80.01	78.74	73.37	70.07	75.39	80.35	101.04	94.2	87.07	78.74	77.07	65.41	63.54	74 / 80
DA Load (GW)	12.3	12.7	12.4	12.5	12.7	12.7	14.2	15.7	16.2	16.5	16.5	16.2	15.9	15.9	15.6	16.9	17.8	17.8	17.0	16.3	15.1	13.8	12.5		



Preliminary Real-Time Prices with Forecasted and Actual System Load

	HE1	HE2	HE3	HE4	HE5	HE6	HE7	HE8	HE9	HE10	HE11	HE12	HE13	HE14	HE15	HE16	HE17	HE18	HE19	HE20	HE21	HE22	HE23	HE24	avg all/peak
CONNECTICUT	63.93	62.00	62.98	59.99	61.40	59.81	66.64	70.21	78.59	82.22	82.44	80.31	79.32	72.52	74.44	78.77	88.19	111.86	95.98	99.34	80.34	72.00	64.81	63.27	75 / 82
NEMASSBOST	62.7	61.04	61.96	59.14	60.44	58.84	65.75	68.89	76.99	80.11	80.12	77.73	76.9	70	71.96	76.46	85.86	108.26	92.26	95.31	77.22	69.67	63.09	61.86	73 / 79
NEWHAMPSHIRE	62.05	60.45	61.45	58.67	59.96	58.58	65.64	68.73	76.66	79.68	79.74	77.32	76.37	69.53	71.55	76.05	85.08	107.22	91.59	94.73	76.9	69.08	62.58	61.31	73 / 79
MAINE	61.60	60.01	60.90	58.23	59.47	88.00	66.68	69.31	76.77	79.67	79.57	76.46	74.52	67.59	69.68	73.99	83.09	104.85	89.57	92.58	75.02	67.59	62.38	61.14	73 / 78
INTERNAL_HUB	62.93	61.35	62.27	59.43	60.72	59.14	65.94	69.33	77.56	80.86	80.94	78.55	77.66	70.75	72.68	77.19	86.51	109	93.16	96.41	78.2	70.45	63.52	62.13	74 / 80
Forecast	13.34	12.95	12.81	12.93	13.35	14.55	16.79	18.16	18.37	18.33	18.42	18.32	18.05	17.90	17.69	17.78	18.55	19.98	20.03	19.57	18.86	17.72	16.13	14.78	17 / 18
(RT) - (DA Load)	1.15	0.99	1.07	1.25	1.12	1.65	0.63	0.19	0.49	0.68	0.99	1.26	1.35	1.27	1.38	1.31	0.85	1.50	1.45	1.69	1.54	1.59	1.35	1.43	



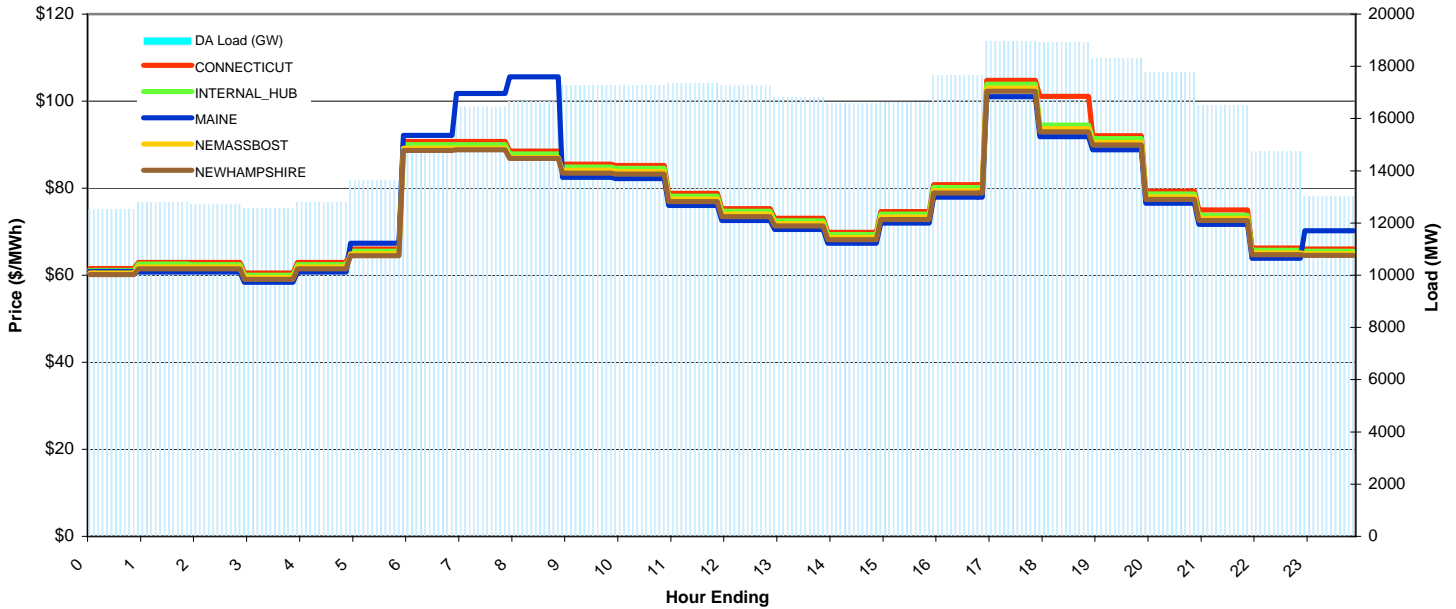
ISO-NE Daily Report

Report for 01/20/2009

Price Color Codes: <=0 >=100 >=200

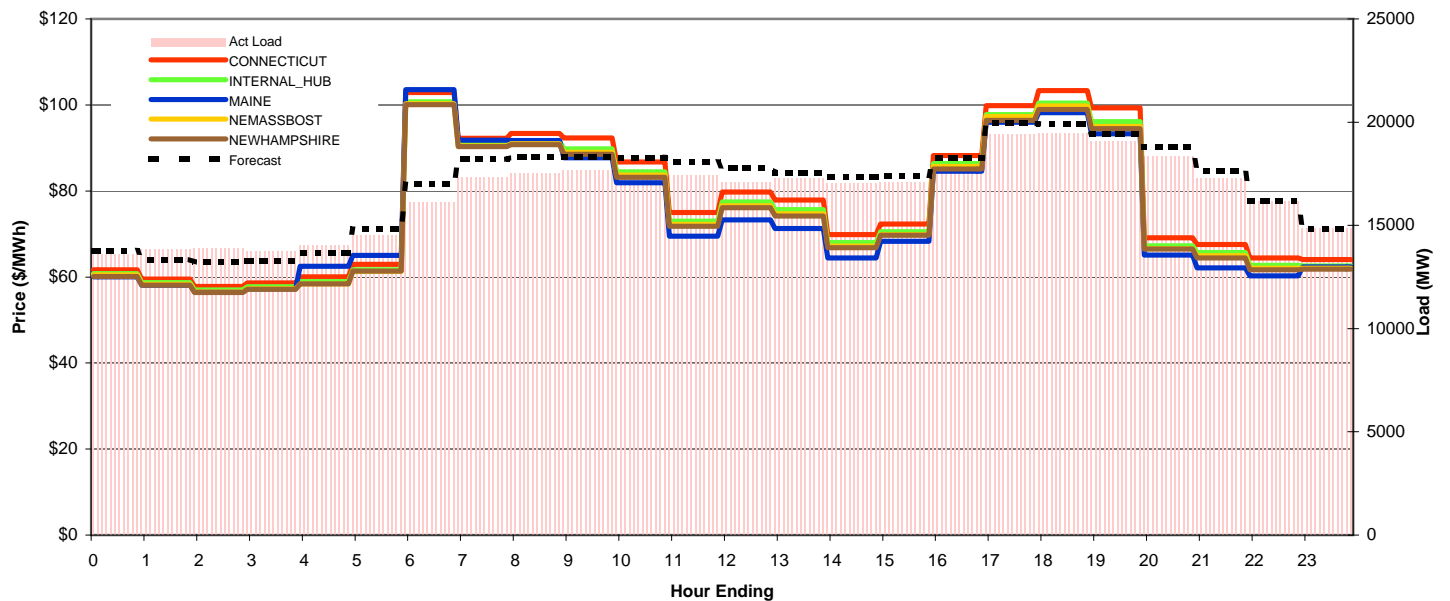
Day-Ahead Prices and Cleared Load

	HE1	HE2	HE3	HE4	HE5	HE6	HE7	HE8	HE9	HE10	HE11	HE12	HE13	HE14	HE15	HE16	HE17	HE18	HE19	HE20	HE21	HE22	HE23	HE24	avg all/peak
CONNECTICUT	61.58	62.96	62.95	60.49	62.95	66.00	90.71	90.72	88.56	85.51	85.24	78.79	75.27	73.08	69.85	74.61	80.79	104.75	101.12	92.08	79.32	75.00	66.25	66.01	77 / 83
NEMASSBOST	60.55	61.9	61.9	59.48	61.9	64.9	89.19	89.18	87.05	84.09	83.82	77.48	74.01	71.86	68.69	73.37	79.44	103	93.66	90.55	78	73.1	65.15	64.9	76 / 81
NEWHAMPSHIRE	60.14	61.45	61.45	59.05	61.45	64.5	88.64	88.83	86.84	83.47	83.21	76.91	73.47	71.34	68.19	72.83	78.87	102.25	92.96	89.89	77.43	72.56	64.67	64.56	75 / 80
MAINE	60.88	60.72	60.72	58.35	60.72	67.37	92.10	101.74	105.62	82.48	82.22	76.00	72.60	70.49	67.38	71.97	77.93	101.04	91.83	88.82	76.51	71.70	63.90	70.20	76 / 81
INTERNAL_HUB	61.1	62.57	62.46	60.02	62.46	65.49	90	90	87.86	84.85	84.58	78.18	74.68	72.51	69.31	74.03	80.16	103.93	94.52	91.37	78.7	73.76	65.74	65.49	76 / 82
DA Load (GW)	12.5	12.8	12.7	12.6	12.8	13.6	15.2	16.4	16.7	17.3	17.3	17.4	17.3	16.8	16.6	16.6	17.7	19.0	18.9	18.3	17.8	16.5	14.7	13.0	



Preliminary Real-Time Prices with Forecasted and Actual System Load

	HE1	HE2	HE3	HE4	HE5	HE6	HE7	HE8	HE9	HE10	HE11	HE12	HE13	HE14	HE15	HE16	HE17	HE18	HE19	HE20	HE21	HE22	HE23	HE24	avg all/peak
CONNECTICUT	61.65	59.49	57.83	58.63	60.03	62.95	102.86	92.28	93.39	92.36	86.72	74.96	79.76	77.87	69.87	72.29	88.24	99.85	103.31	99.34	69.09	67.52	64.41	64.02	77 / 83
NEMASSBOST	60.49	58.32	56.53	57.29	58.41	61.31	100.28	90.48	90.96	88.99	83.66	72.25	76.57	74.69	67.21	69.88	85.71	97.34	99.76	95.04	66.59	64.93	62.03	62.03	75 / 80
NEWHAMPSHIRE	60.13	58.1	56.42	57.11	58.39	61.4	100.08	90.28	90.73	88.51	83.2	71.82	76.08	74.18	66.84	69.7	85.09	96.45	98.92	94.47	66.5	64.43	61.64	61.8	75 / 80
MAINE	60.02	58.09	56.53	57.19	62.48	88.00	103.54	91.83	91.71	87.70	81.91	69.46	73.26	71.26	64.45	68.29	84.60	95.96	98.20	93.32	65.07	62.12	60.26	62.33	75 / 79
INTERNAL_HUB	60.78	58.72	57.01	57.76	58.91	61.69	100.71	90.9	91.61	89.83	84.42	73.01	77.48	75.64	67.98	70.56	86.34	97.78	100.4	96.09	67.27	65.68	62.73	62.56	76 / 81
Forecast	13.76	13.35	13.22	13.27	13.65	14.82	16.99	18.20	18.29	18.32	18.27	18.06	17.76	17.56	17.35	17.40	18.26	19.95	19.91	19.44	18.78	17.66	16.16	14.80	17 / 18
(RT) - (DA Load)	1.06	1.04	1.16	1.16	1.27	0.86	0.87	0.89	0.87	0.38	0.42	0.07	-0.17	0.43	0.46	0.44	0.26	0.42	0.54	0.75	0.59	0.75	1.41	1.84	



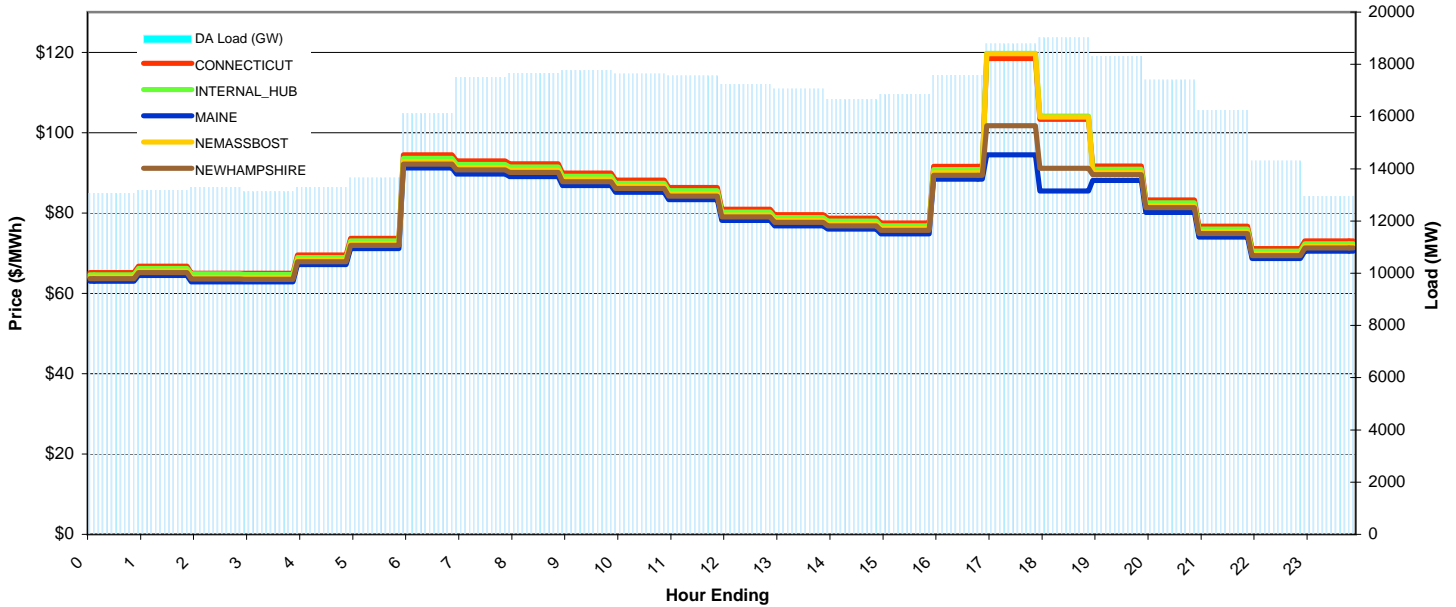
ISO-NE Daily Report

Report for 01/21/2009

Price Color Codes: <=0 >=100 >=200

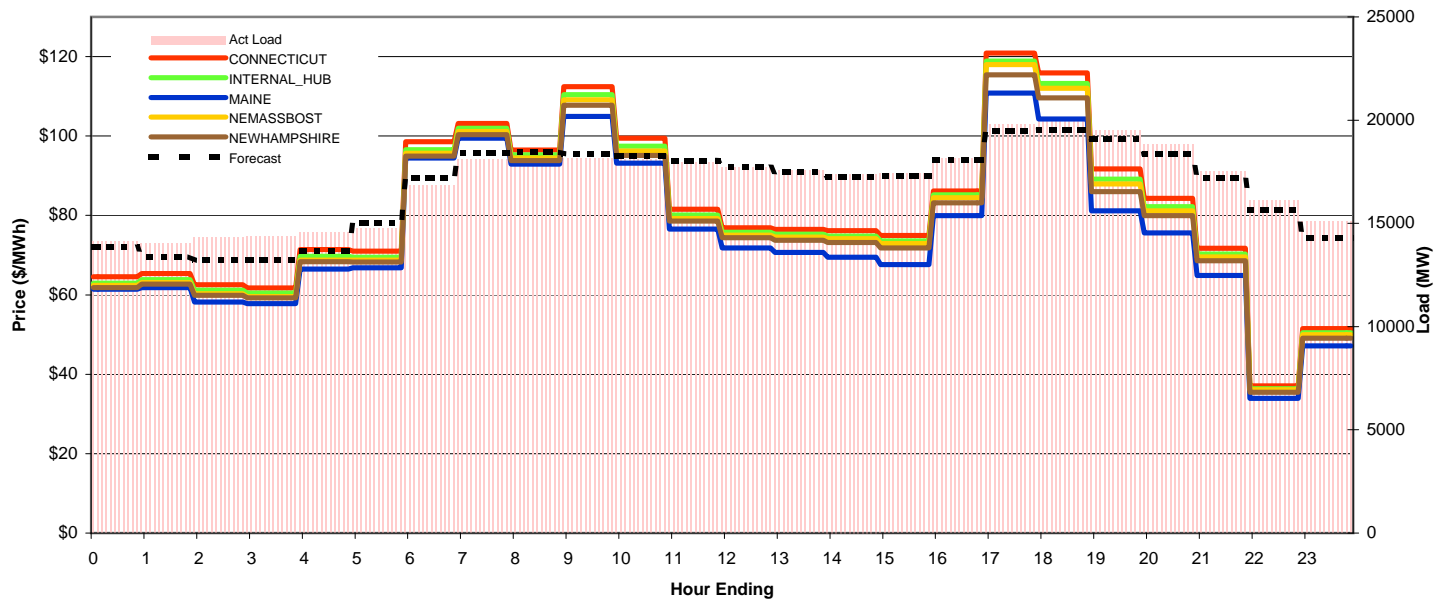
Day-Ahead Prices and Cleared Load

	HE1	HE2	HE3	HE4	HE5	HE6	HE7	HE8	HE9	HE10	HE11	HE12	HE13	HE14	HE15	HE16	HE17	HE18	HE19	HE20	HE21	HE22	HE23	HE24	avg all/peak
CONNECTICUT	65.19	66.76	65.00	65.01	69.54	73.68	94.45	92.95	92.28	89.97	88.19	86.31	80.94	79.55	78.69	77.51	91.60	118.48	103.35	91.71	83.27	76.68	71.13	73.02	82 / 88
NEMASSBOST	64.04	65.58	63.96	63.93	68.31	72.38	92.78	91.3	90.65	88.38	86.63	84.78	79.51	78.14	77.3	76.15	89.98	119.63	103.89	90.09	81.8	75.33	69.87	71.73	81 / 86
NEWHAMPSHIRE	63.63	65.15	63.55	63.52	67.87	71.91	92.18	90.72	90.06	87.81	86.07	84.23	78.99	77.64	76.8	75.65	89.4	101.69	91.09	89.53	81.29	74.84	69.42	71.26	79 / 84
MAINE	62.98	64.44	62.87	62.83	67.13	71.12	91.18	89.73	89.08	86.86	85.13	83.32	78.13	76.79	75.96	74.83	88.43	94.45	85.45	88.11	80.17	74.03	68.66	70.49	78 / 82
INTERNAL_HUB	64.61	66.16	64.86	64.71	68.92	73.02	93.61	92.12	91.45	89.17	87.4	85.54	80.21	78.84	77.99	76.82	90.78	119.74	104.09	90.89	82.53	76	70.49	72.36	82 / 87
DA Load (GW)	13.1	13.2	13.3	13.1	13.3	13.7	16.1	17.5	17.7	17.8	17.6	17.6	17.2	17.1	16.7	16.9	17.6	18.8	19.0	18.3	17.4	16.2	14.3	13.0	



Preliminary Real-Time Prices with Forecasted and Actual System Load

	HE1	HE2	HE3	HE4	HE5	HE6	HE7	HE8	HE9	HE10	HE11	HE12	HE13	HE14	HE15	HE16	HE17	HE18	HE19	HE20	HE21	HE22	HE23	HE24	avg all/peak
CONNECTICUT	64.53	65.35	62.56	61.71	71.40	71.04	98.57	103.14	96.49	112.47	99.44	81.58	76.91	76.52	76.13	74.96	86.18	120.91	115.86	91.72	84.28	71.73	37.06	51.53	81 / 88
NEMASSBOST	62.36	63.09	60.29	59.59	68.73	68.73	95.64	101.16	94.47	109.12	96.23	79.25	75	74.55	74.14	72.92	84.49	117.99	112.06	87.9	81.16	69.58	36.07	49.97	79 / 85
NEWHAMPSHIRE	61.85	62.73	59.9	59.26	68.38	68.26	94.95	100.34	93.81	107.79	95.09	78.57	74.35	73.77	73.16	71.8	83.17	115.41	109.57	86.02	79.93	68.56	35.48	49.1	78 / 84
MAINE	61.41	61.84	58.20	57.75	66.51	68.00	94.44	99.48	92.96	104.97	93.13	76.60	71.81	70.69	69.46	67.62	79.98	110.84	104.26	81.12	75.60	64.91	33.92	47.12	76 / 81
INTERNAL_HUB	62.98	63.82	61.14	60.41	69.69	69.47	96.57	101.95	95.3	110.44	97.42	80.15	75.73	75.24	74.81	73.57	85.16	118.87	113.21	89.16	82.24	70.3	36.37	50.42	80 / 86
Forecast	13.84	13.38	13.21	13.22	13.68	15.00	17.19	18.40	18.46	18.36	18.25	18.03	17.75	17.49	17.27	17.30	18.07	19.49	19.54	19.11	18.37	17.22	15.65	14.28	17 / 18
(RT) - (DA Load)	1.06	0.83	1.04	1.26	1.25	1.12	0.71	0.59	0.55	0.39	0.46	0.36	0.45	0.48	0.73	0.57	0.57	1.03	0.91	1.21	1.39	1.26	1.78	2.12	



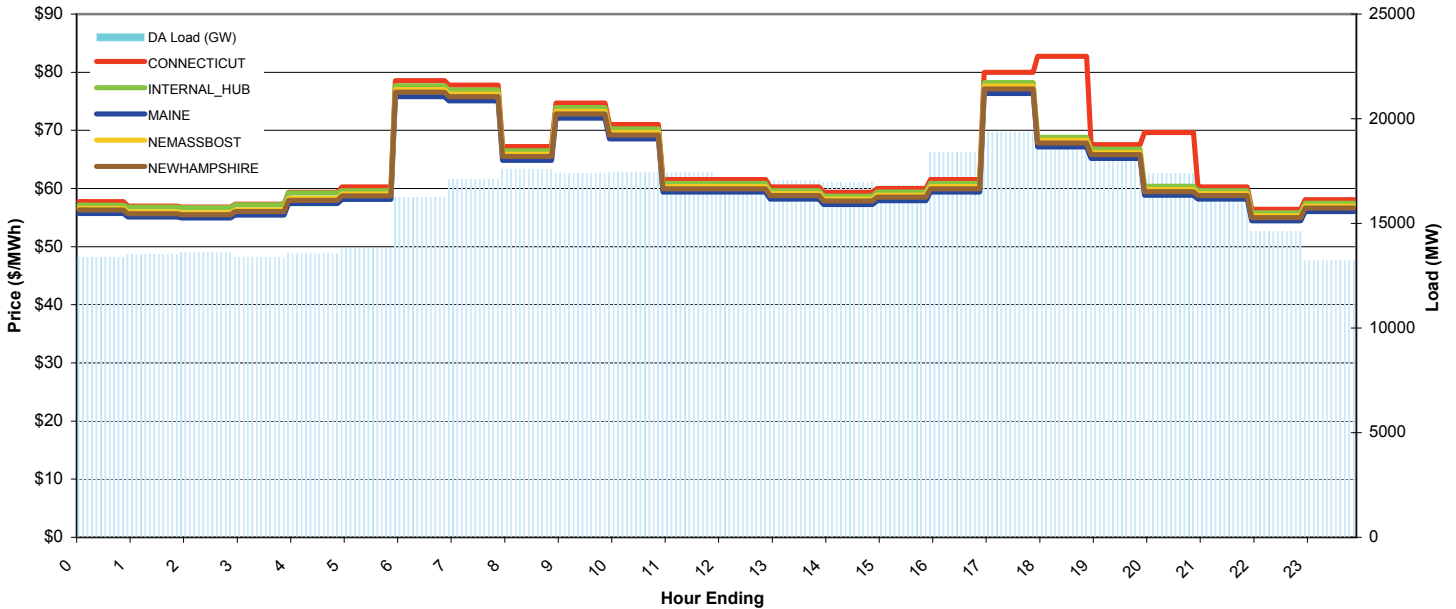
ISO-NE Daily Report

Report for 01/22/2009

Price Color Codes: <=0 >=100 >=200

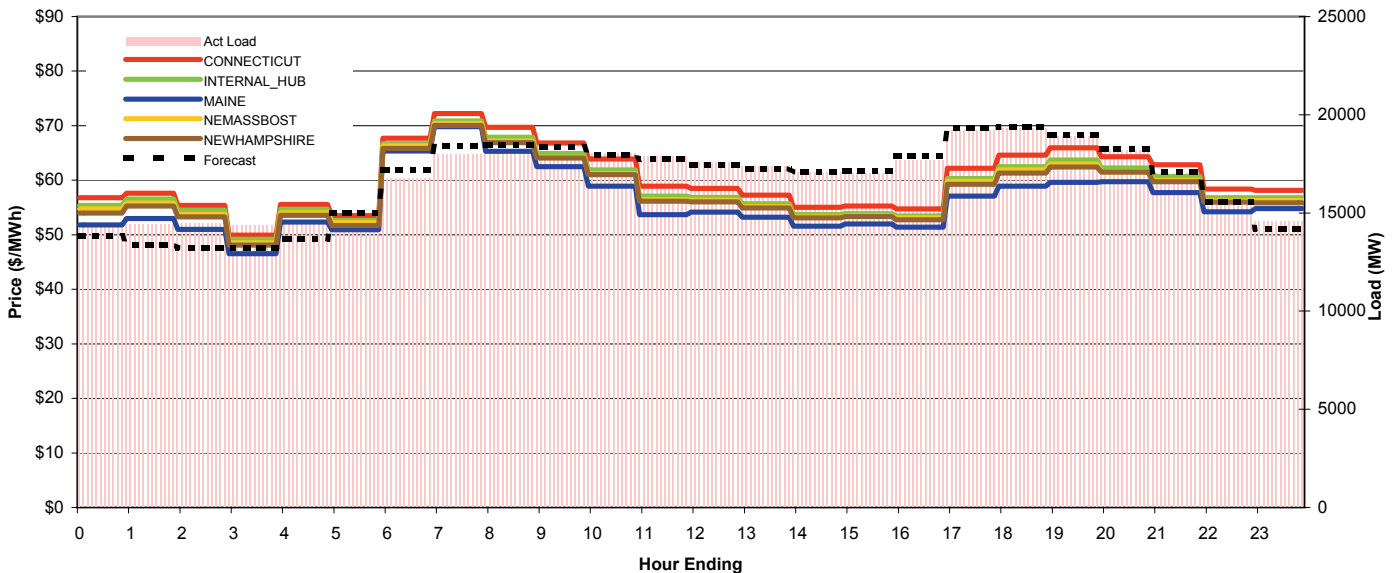
Day-Ahead Prices and Cleared Load

	HE1	HE2	HE3	HE4	HE5	HE6	HE7	HE8	HE9	HE10	HE11	HE12	HE13	HE14	HE15	HE16	HE17	HE18	HE19	HE20	HE21	HE22	HE23	HE24	avg all/peak
CONNECTICUT	57.74	56.98	56.82	57.33	59.34	60.26	78.53	77.78	67.21	74.71	71.00	61.52	61.52	60.29	59.33	60.02	61.52	80.00	82.71	67.52	69.64	60.29	56.42	58.09	65 / 67
NEMASSBOST	56.61	55.98	55.83	56.33	58.31	59.08	77	76.26	65.89	73.25	69.62	60.32	60.32	59.11	58.17	58.85	60.32	77.61	68.3	66.19	59.83	59.11	55.32	56.95	63 / 64
NEWHAMPSHIRE	56.29	55.66	55.51	56.01	57.98	58.74	76.55	75.82	65.51	72.83	69.21	59.97	59.97	58.77	57.84	58.51	59.97	77.14	67.84	65.81	59.46	58.77	55	56.62	62 / 64
MAINE	55.72	55.09	54.94	55.44	57.39	58.15	75.78	75.06	64.85	72.09	68.52	59.37	59.37	58.17	57.25	57.92	59.37	76.36	67.13	65.15	58.83	58.17	54.45	56.05	62 / 63
INTERNAL_HUB	57.12	56.83	56.69	57.22	59.22	59.61	77.69	76.95	66.48	73.91	70.24	60.86	60.86	59.64	58.7	59.38	60.86	78.24	68.82	66.79	60.39	59.64	55.82	57.46	63 / 65
DA Load (GW)	13.4	13.5	13.6	13.4	13.5	13.8	16.3	17.1	17.6	17.4	17.4	17.4	17.1	17.1	16.9	16.8	18.4	19.4	19.1	18.5	17.4	16.1	14.6	13.2	



Preliminary Real-Time Prices with Forecasted and Actual System Load

	HE1	HE2	HE3	HE4	HE5	HE6	HE7	HE8	HE9	HE10	HE11	HE12	HE13	HE14	HE15	HE16	HE17	HE18	HE19	HE20	HE21	HE22	HE23	HE24	avg all/peak
CONNECTICUT	56.78	57.59	55.41	49.93	55.56	53.50	67.70	72.23	69.72	66.81	63.87	58.88	58.48	57.25	55.06	55.27	54.76	62.20	64.57	65.93	64.30	62.82	58.40	58.16	60 / 62
NEMASSBOST	54.75	55.8	53.77	48.54	54.02	52.21	66.29	70.43	67.15	64.2	61.2	56.47	56.33	55.13	53.26	53.42	53.07	59.76	61.89	62.94	61.57	59.96	56.19	56.27	58 / 60
NEWHAMPSHIRE	54	55.26	53.25	48.13	53.59	51.7	65.84	70.06	66.89	64.09	60.99	56.16	56.05	54.9	53.07	53.31	52.74	59.26	61.3	62.43	61.5	59.75	55.95	55.84	58 / 59
MAINE	51.82	52.96	51.01	46.50	52.34	48.00	65.33	69.84	65.29	62.46	58.92	53.68	54.14	53.21	51.59	51.96	51.38	57.07	58.90	59.58	59.72	57.71	54.20	54.81	58 / 57
INTERNAL_HUB	55.39	56.54	54.5	49.16	54.67	52.62	66.69	70.86	67.86	64.88	61.88	57.06	56.86	55.65	53.67	53.83	53.43	60.31	62.49	63.69	62.22	60.68	56.82	56.79	59 / 60
Forecast	13.84	13.38	13.21	13.22	13.68	15.00	17.19	18.40	18.46	18.36	17.95	17.73	17.43	17.26	17.07	17.11	17.88	19.31	19.38	18.99	18.25	17.10	15.57	14.20	17 / 18
(RT) - (DA Load)	0.89	0.89	0.90	1.02	1.02	1.08	0.53	0.87	0.49	0.71	0.62	0.49	0.47	0.32	0.16	0.21	-0.71	-0.15	0.27	0.37	0.81	0.99	1.29	1.34	



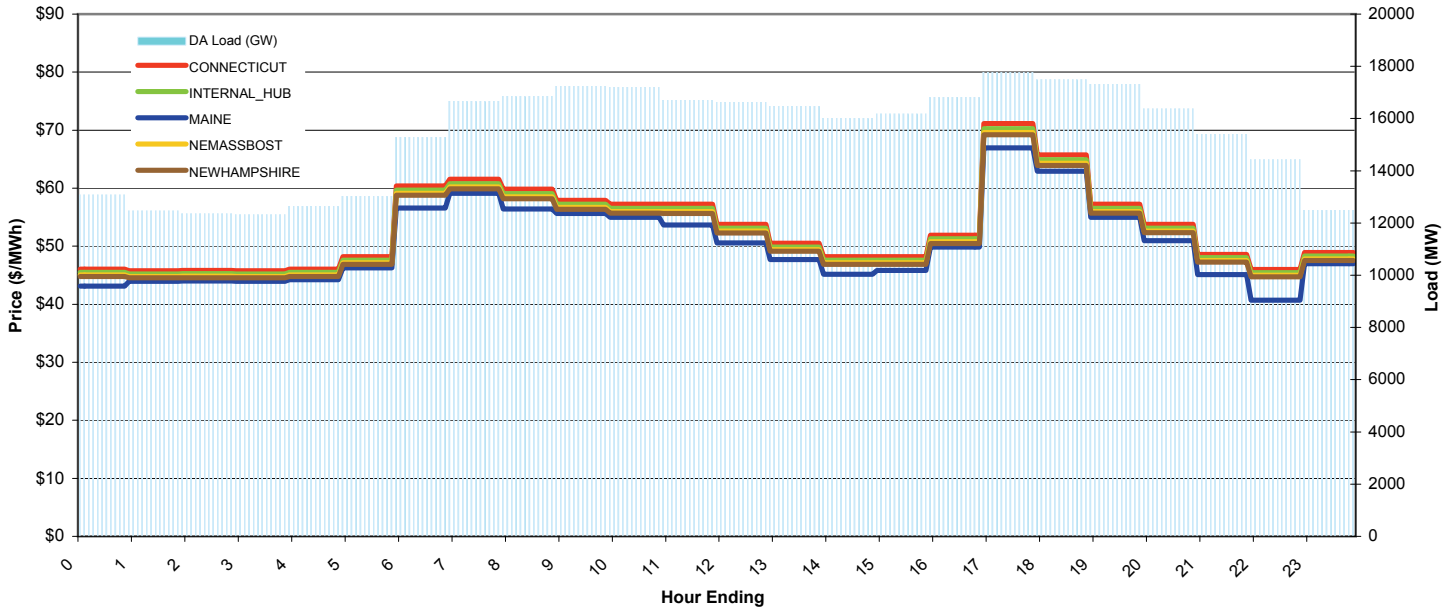
ISO-NE Daily Report

Report for 01/23/2009

Price Color Codes: <=0 >=100 >=200

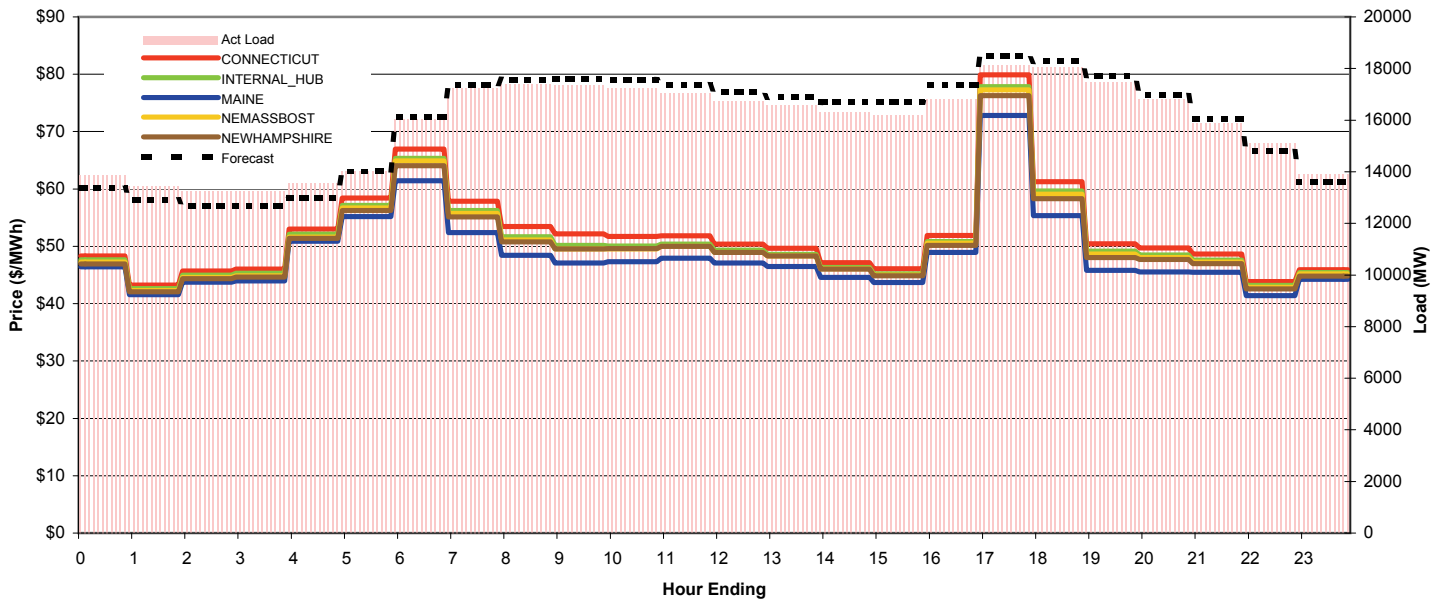
Day-Ahead Prices and Cleared Load

	HE1	HE2	HE3	HE4	HE5	HE6	HE7	HE8	HE9	HE10	HE11	HE12	HE13	HE14	HE15	HE16	HE17	HE18	HE19	HE20	HE21	HE22	HE23	HE24	avg all/peak
CONNECTICUT	46.03	45.79	45.82	45.79	46.05	48.18	60.41	61.54	59.81	57.93	57.24	57.23	53.75	50.49	48.18	48.18	51.89	71.14	65.72	57.24	53.79	48.60	45.98	48.90	53 / 56
NEMASSBOST	45.04	44.79	44.82	44.79	45.05	47.14	59.1	60.21	58.52	56.68	56	55.99	52.59	49.4	47.14	47.14	50.77	69.61	64.29	56	52.63	47.55	45	47.84	52 / 54
NEWHAMPSHIRE	44.77	44.54	44.57	44.54	44.79	46.87	58.76	59.87	58.18	56.36	55.68	55.67	52.28	49.11	46.86	46.87	50.48	69.2	63.93	55.68	52.32	47.27	44.72	47.56	52 / 54
MAINE	43.12	43.97	44.00	43.97	44.22	46.27	56.60	59.10	56.41	55.64	54.97	53.68	50.56	47.71	45.14	45.81	49.84	66.97	62.92	54.97	50.98	45.09	40.68	46.96	50 / 53
INTERNAL_HUB	45.47	45.23	45.26	45.23	45.48	47.59	59.67	60.79	59.09	57.23	56.54	56.53	53.09	49.87	47.59	47.59	51.26	70.28	64.92	56.54	53.13	48.01	45.43	48.3	53 / 55
DA Load (GW)	13.1	12.5	12.4	12.3	12.6	13.0	15.3	16.7	16.9	17.2	17.2	16.7	16.6	16.5	16.0	16.2	16.8	17.8	17.5	17.3	16.4	15.4	14.4	12.5	



Preliminary Real-Time Prices with Forecasted and Actual System Load

	HE1	HE2	HE3	HE4	HE5	HE6	HE7	HE8	HE9	HE10	HE11	HE12	HE13	HE14	HE15	HE16	HE17	HE18	HE19	HE20	HE21	HE22	HE23	HE24	avg all/peak
CONNECTICUT	48.34	43.22	45.70	46.02	53.01	58.41	66.96	57.85	53.43	52.16	51.74	51.83	50.41	49.68	47.17	46.07	51.91	79.88	61.29	50.42	49.69	48.64	43.84	45.93	52 / 53
NEMASSBOST	47.28	42.32	44.58	44.85	51.62	56.67	64.91	55.72	51.11	49.57	49.57	49.98	48.96	48.3	46.07	45	50.57	77.27	59.11	48.64	48.04	47.25	42.86	45.19	51 / 51
NEWHAMPSHIRE	46.91	42.06	44.37	44.65	51.41	56.26	64.08	55.15	50.8	49.54	49.61	50.02	48.94	48.32	46.06	44.87	50.15	76.29	58.31	48.03	47.69	46.99	42.6	44.82	50 / 51
MAINE	46.43	41.55	43.74	43.97	50.88	56.00	61.45	52.40	48.43	47.12	47.33	47.93	47.12	46.50	44.58	43.68	48.96	72.79	55.36	45.81	45.55	45.50	41.38	44.24	50 / 49
INTERNAL_HUB	47.67	42.65	44.99	45.29	52.14	57.16	65.35	56.23	51.64	50.15	50.06	50.41	49.31	48.61	46.29	45.22	50.84	77.85	59.67	49.14	48.47	47.62	43.16	45.42	51 / 52
Forecast	13.35	12.90	12.68	12.68	12.98	14.05	16.12	17.36	17.57	17.58	17.56	17.36	17.09	16.89	16.69	16.70	17.35	18.50	18.28	17.71	16.98	16.03	14.81	13.59	16 / 17
(RT) - (DA Load)	0.81	0.96	0.87	0.92	0.91	0.98	0.74	0.60	0.55	0.10	0.03	0.32	0.11	0.08	0.30	0.01	-0.03	0.34	0.56	0.15	0.42	0.46	0.67	1.39	



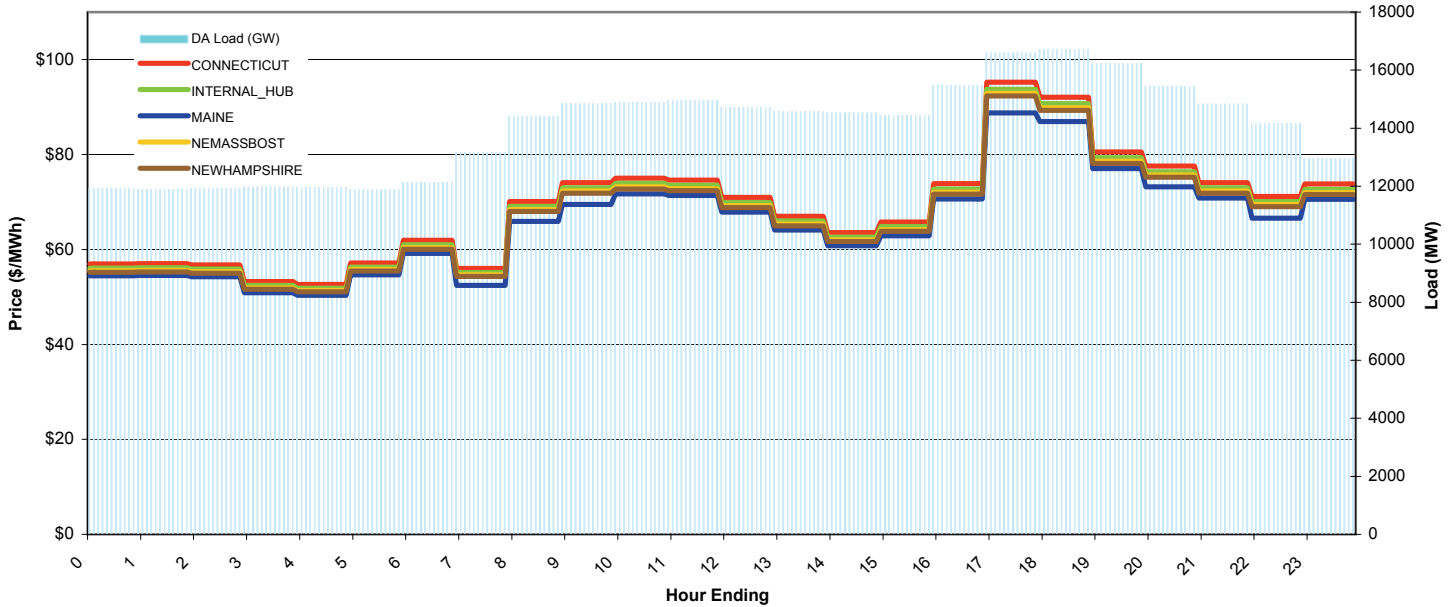
ISO-NE Daily Report

Report for 01/24/2009

Price Color Codes: <=0 >=100 >=200

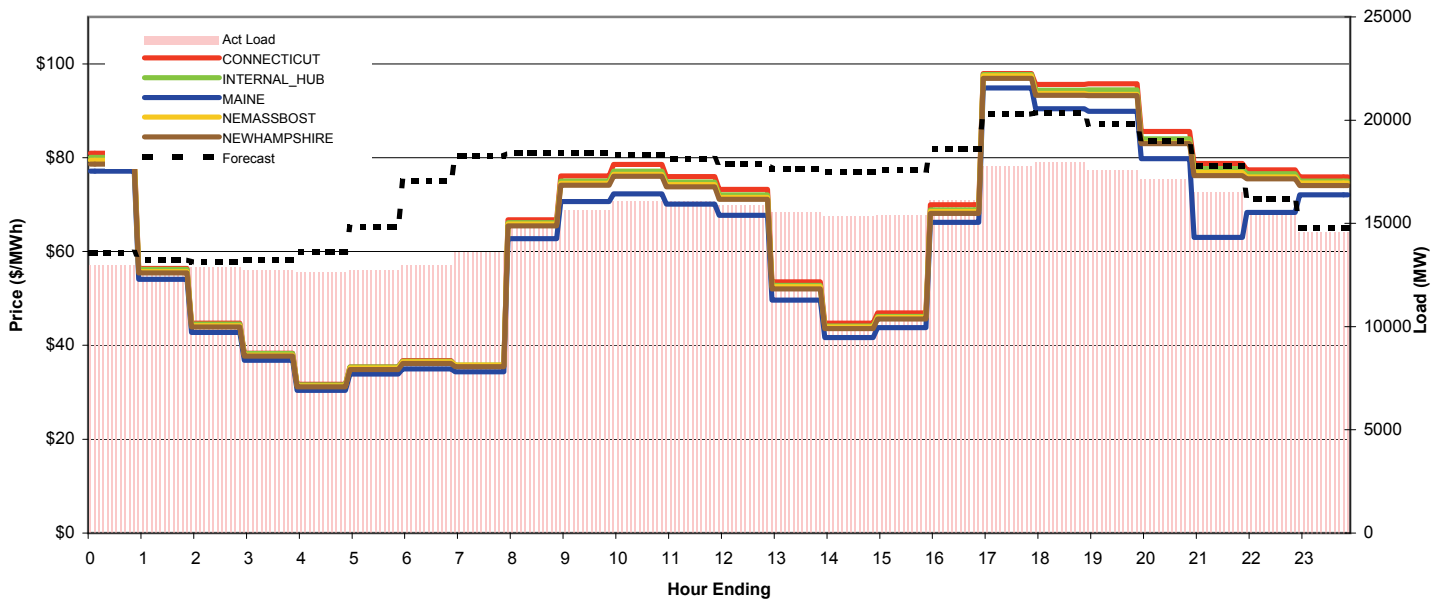
Day-Ahead Prices and Cleared Load

	HE1	HE2	HE3	HE4	HE5	HE6	HE7	HE8	HE9	HE10	HE11	HE12	HE13	HE14	HE15	HE16	HE17	HE18	HE19	HE20	HE21	HE22	HE23	HE24	avg all/peak
CONNECTICUT	56.93	57.00	56.74	53.23	52.66	57.17	61.93	56.00	70.12	74.10	75.03	74.63	70.97	67.02	63.58	65.80	73.87	95.21	92.07	80.55	77.55	74.10	71.20	73.79	69 / 74
NEMASSBOST	55.54	55.61	55.36	51.93	51.37	55.78	60.42	54.64	68.42	72.29	73.2	72.81	69.23	65.38	62.02	64.19	72.06	92.89	89.82	78.58	75.66	72.29	69.47	71.98	67 / 72
NEWHAMPSHIRE	55.21	55.27	55.02	51.61	51.06	55.44	60.06	54.31	68	71.85	72.76	72.37	68.82	64.99	61.65	63.81	71.63	92.32	89.28	78.11	75.2	71.86	69.04	71.55	67 / 72
MAINE	54.43	54.50	54.25	50.89	50.34	54.66	59.21	52.47	65.92	69.46	71.74	71.35	67.85	64.07	60.78	62.91	70.62	88.76	86.95	77.01	73.18	70.85	66.56	70.55	65 / 70
INTERNAL_HUB	56.07	56.14	55.89	52.42	51.86	56.31	61	55.16	69.07	72.99	73.91	73.51	69.9	66.01	62.62	64.81	72.76	93.78	90.69	79.34	76.39	72.99	70.13	72.68	68 / 73
DA Load (GW)	11.9	11.9	11.9	12.0	12.0	11.9	12.1	13.2	14.4	14.8	14.9	15.0	14.7	14.6	14.5	14.5	15.5	16.6	16.7	16.2	15.5	14.8	14.2	13.0	



Preliminary Real-Time Prices with Forecasted and Actual System Load

	HE1	HE2	HE3	HE4	HE5	HE6	HE7	HE8	HE9	HE10	HE11	HE12	HE13	HE14	HE15	HE16	HE17	HE18	HE19	HE20	HE21	HE22	HE23	HE24	avg all/peak
CONNECTICUT	80.95	56.43	44.75	38.34	31.68	35.38	36.76	35.66	66.76	76.12	78.55	75.94	73.22	53.55	44.74	46.90	69.96	97.95	95.59	95.75	85.59	78.75	77.42	75.90	65 / 72
NEMASSBOST	79.44	55.74	44.16	37.95	31.36	35.21	36.5	35.79	65.88	74.52	76.44	74.28	71.57	52.48	43.91	45.97	68.53	97.42	93.73	93.51	83.16	76.85	75.87	74.58	64 / 71
NEWHAMPSHIRE	78.61	55.42	43.9	37.72	31.16	34.86	36.12	35.49	65.5	74.13	76.02	73.76	71.1	52.06	43.55	45.65	68.11	96.89	93.32	93.21	83.02	76.18	75.47	74.04	63 / 70
MAINE	77.13	54.09	42.73	36.82	30.41	38.00	34.96	34.35	62.76	70.67	72.32	70.13	67.71	49.68	41.64	43.76	66.21	94.85	90.45	89.89	79.76	63.04	68.34	72.09	63 / 67
INTERNAL_HUB	80.06	56.17	44.54	38.23	31.57	35.36	36.65	35.83	66.13	75.04	77.15	74.84	72.06	52.78	44.13	46.2	68.87	97.73	94.41	94.45	84.05	77.65	76.59	75.02	64 / 71
Forecast	13.58	13.23	13.12	13.21	13.62	14.80	17.04	18.26	18.41	18.40	18.32	18.12	17.86	17.66	17.47	17.58	18.59	20.29	20.37	19.82	18.97	17.78	16.19	14.78	17 / 18
(RT) - (DA Load)	1.00	0.92	0.92	0.75	0.67	0.83	0.84	0.44	0.33	0.79	1.14	1.11	1.16	0.95	0.81	0.92	0.61	1.17	1.25	1.32	1.67	1.64	1.38	1.61	



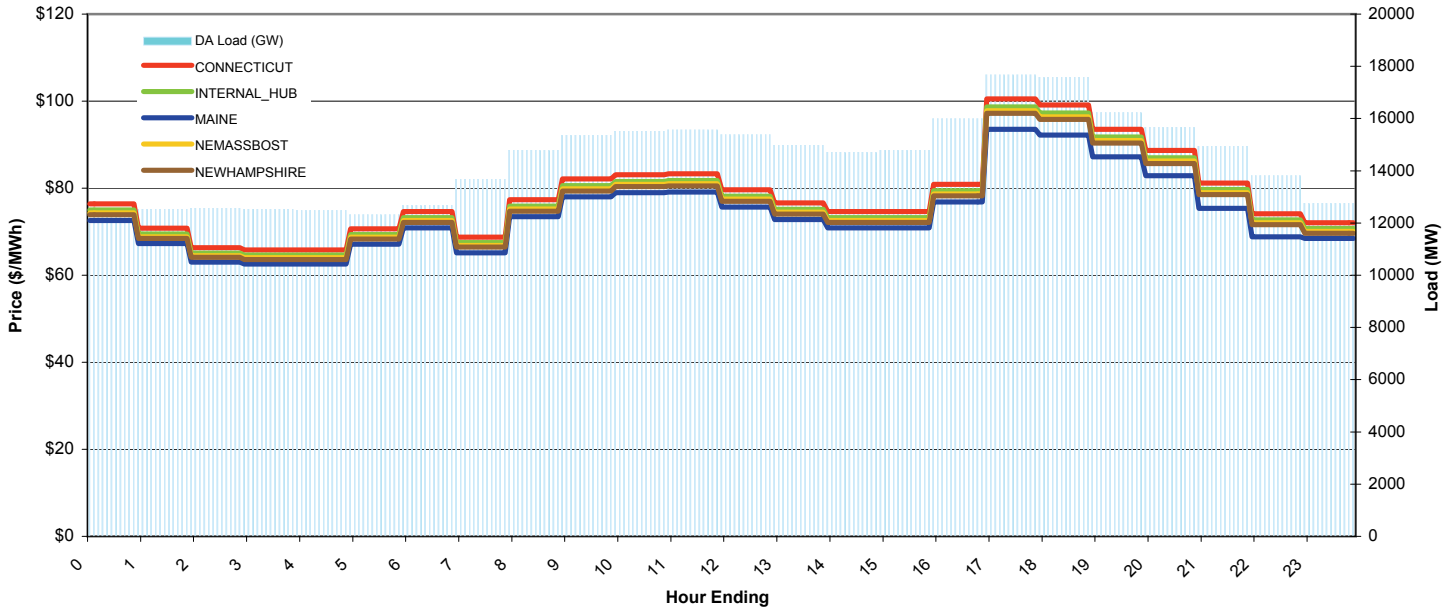
ISO-NE Daily Report

Report for 01/25/2009

Price Color Codes: <=0 >=100 >=200

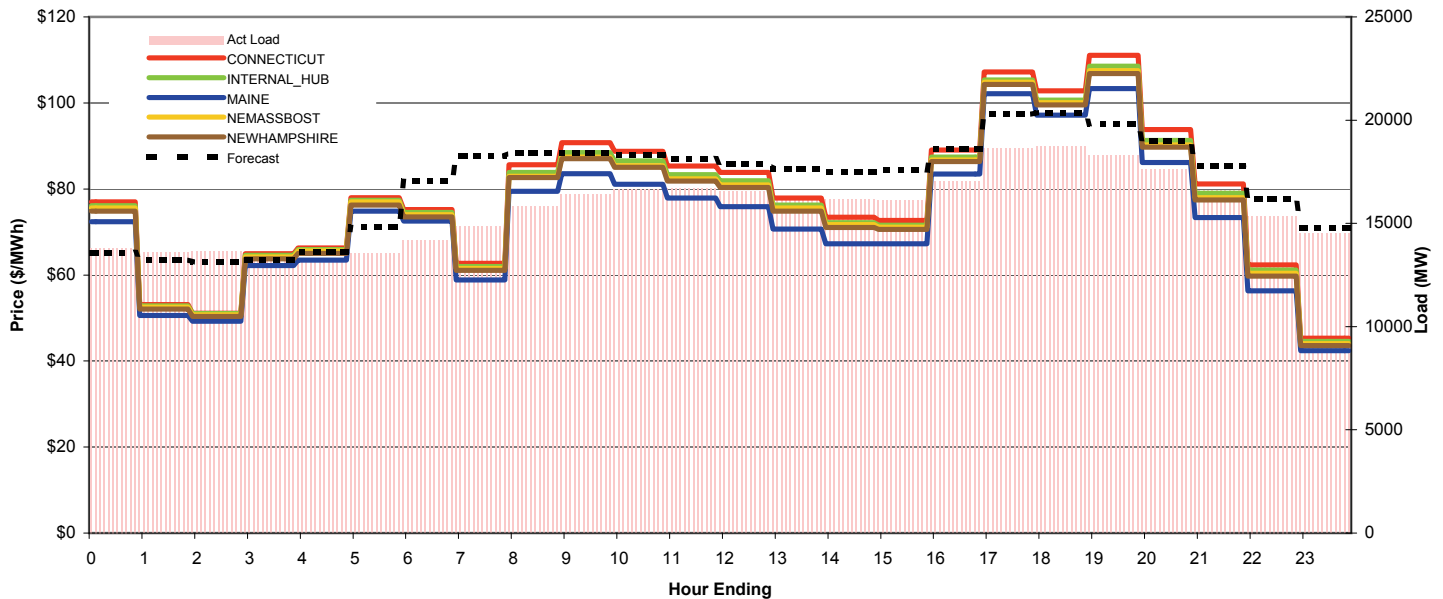
Day-Ahead Prices and Cleared Load

	HE1	HE2	HE3	HE4	HE5	HE6	HE7	HE8	HE9	HE10	HE11	HE12	HE13	HE14	HE15	HE16	HE17	HE18	HE19	HE20	HE21	HE22	HE23	HE24	avg all/peak
CONNECTICUT	76.42	70.79	66.30	65.82	65.82	70.68	74.63	68.75	77.32	82.11	83.12	83.30	79.66	76.60	74.62	74.61	80.91	100.55	99.13	93.51	88.64	81.21	74.09	72.07	78 / 82
NEMASSBOST	74.33	68.85	64.49	64.02	64.02	68.74	72.59	66.87	75.21	79.87	80.85	81.02	77.48	74.51	72.58	72.57	78.7	97.81	96.43	90.96	86.22	79	72.07	70.1	76 / 80
NEWHAMPSHIRE	73.87	68.43	64.09	63.63	63.63	68.32	72.14	66.45	74.74	79.37	80.35	80.52	77	74.05	72.13	72.12	78.21	97.19	95.82	90.39	85.68	78.5	71.62	69.66	76 / 80
MAINE	72.60	67.26	63.00	62.54	62.54	67.15	70.91	65.16	73.46	78.01	78.98	79.14	75.68	72.78	70.90	70.89	76.87	93.50	92.22	87.23	82.86	75.35	68.86	68.47	74 / 78
INTERNAL_HUB	75	69.48	65.08	64.6	64.6	69.37	73.25	67.47	75.89	80.59	81.58	81.75	78.18	75.18	73.24	73.23	79.41	98.69	97.3	91.78	87	79.71	72.72	70.73	77 / 81
DA Load (GW)	12.3	12.5	12.6	12.5	12.5	12.3	12.7	13.7	14.8	15.4	15.5	15.6	15.4	15.0	14.7	14.8	16.0	17.7	17.6	16.2	15.7	14.9	13.8	12.7	



Preliminary Real-Time Prices with Forecasted and Actual System Load

	HE1	HE2	HE3	HE4	HE5	HE6	HE7	HE8	HE9	HE10	HE11	HE12	HE13	HE14	HE15	HE16	HE17	HE18	HE19	HE20	HE21	HE22	HE23	HE24	avg all/peak
CONNECTICUT	77.02	53.10	51.11	64.98	66.30	77.97	75.22	62.71	85.60	90.73	88.75	85.35	83.88	77.92	73.43	72.69	89.08	107.20	102.82	111.05	93.78	81.15	62.32	45.29	78 / 86
NEMASSBOST	75.58	52.55	50.75	64.19	65.59	77.03	74.05	61.52	82.92	87.39	85.42	82.36	80.94	75.55	71.73	71.15	86.73	104.79	100.03	107.48	90.22	77.99	60.44	44.05	76 / 83
NEWHAMPSHIRE	74.81	52.09	50.4	63.75	65	76.27	73.53	61.07	82.65	87.06	85	81.87	80.31	74.84	71.03	70.58	86.38	104.32	99.53	106.83	89.7	77.42	59.74	43.57	76 / 82
MAINE	72.37	50.56	49.27	62.17	63.44	88.00	72.54	58.81	79.46	83.55	81.06	77.91	75.87	70.69	67.26	67.29	83.48	102.17	97.14	103.36	86.18	73.35	56.33	42.43	74 / 79
INTERNAL_HUB	76.09	52.82	51	64.58	65.91	77.4	74.54	61.95	83.86	88.48	86.49	83.32	81.89	76.26	72.19	71.54	87.41	105.35	100.63	108.52	91.32	79.01	61.16	44.57	77 / 84
Forecast	13.58	13.23	13.12	13.21	13.62	14.80	17.04	18.26	18.41	18.40	18.32	18.12	17.86	17.66	17.47	17.58	18.59	20.29	20.37	19.82	18.97	17.78	16.19	14.78	17 / 18
(RT) - (DA Load)	1.54	1.06	1.04	0.83	0.78	1.24	1.50	1.19	1.04	1.06	1.12	1.12	1.18	1.26	1.44	1.30	1.04	0.94	1.16	2.04	1.94	1.67	1.55	1.76	



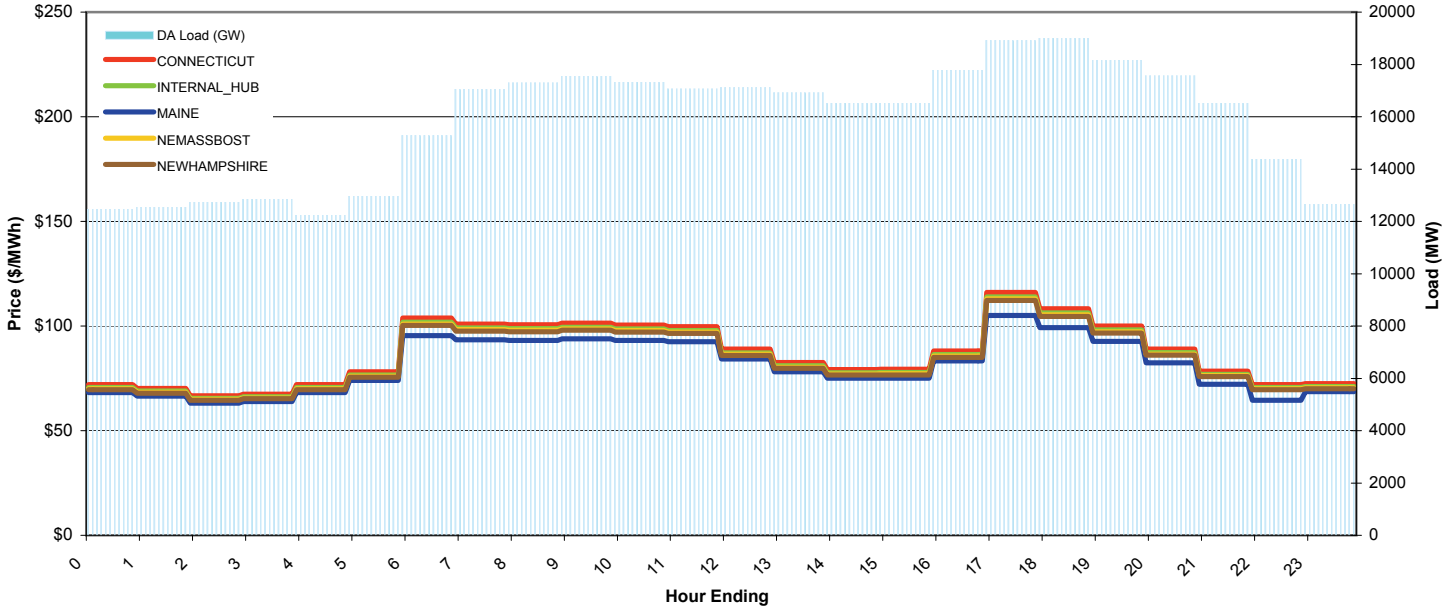
ISO-NE Daily Report

Report for 01/26/2009

Price Color Codes: <=0 >=100 >=200

Day-Ahead Prices and Cleared Load

	HE1	HE2	HE3	HE4	HE5	HE6	HE7	HE8	HE9	HE10	HE11	HE12	HE13	HE14	HE15	HE16	HE17	HE18	HE19	HE20	HE21	HE22	HE23	HE24	avg all/peak
CONNECTICUT	71.98	70.23	66.73	67.48	72.05	78.10	103.77	100.99	100.66	101.35	100.52	99.76	88.92	82.58	79.24	79.29	88.02	116.09	108.26	100.01	88.99	78.44	72.04	72.44	87 / 93
NEMASSBOST	70.03	68.33	64.92	65.65	70.1	75.99	100.97	98.26	97.94	98.61	97.81	97.07	86.52	80.35	77.09	77.15	85.64	112.96	105.34	97.31	86.58	76.32	70.1	70.48	85 / 90
NEWHAMPSHIRE	69.57	67.88	64.49	65.23	69.64	75.49	100.29	97.61	97.29	97.95	97.16	96.42	85.95	79.82	76.59	76.64	85.08	112.2	104.63	96.66	86.01	75.81	69.63	70.02	84 / 90
MAINE	68.15	66.50	63.18	63.90	68.22	73.95	95.37	93.44	93.08	93.86	93.09	92.53	84.20	78.19	75.03	75.08	83.35	105.05	99.26	92.60	82.39	72.20	64.60	68.59	81 / 86
INTERNAL_HUB	70.61	68.9	65.46	66.2	70.68	76.62	101.8	99.07	98.75	99.42	98.62	97.87	87.23	81.01	77.73	77.79	86.35	113.9	106.21	98.11	87.3	76.95	70.68	71.07	85 / 91
DA Load (GW)	12.5	12.5	12.7	12.8	12.2	13.0	15.3	17.0	17.3	17.5	17.3	17.1	17.1	16.9	16.5	16.5	17.8	18.9	19.0	18.2	17.6	16.5	14.4	12.6	



Preliminary Real-Time Prices with Forecasted and Actual System Load

	HE1	HE2	HE3	HE4	HE5	HE6	HE7	HE8	HE9	HE10	HE11	HE12	HE13	HE14	HE15	HE16	HE17	HE18	HE19	HE20	HE21	HE22	HE23	HE24	avg all/peak
CONNECTICUT	69.38	77.12	70.46	77.41	76.11	107.87	231.63	176.03	103.96	89.79	105.04	86.48	77.67	77.25	0.00	0.00	0.00	0.00	0.00	0.00	0.00	0.00	0.00	0.00	59 / 45
NEMASSBOST	68.1	75.42	69.12	76.43	75.67	107.76	234.85	176.68	104.07	89.83	104.18	84.77	76.03	75.37	0	0	0	0	0	0	0	0	0	0	59 / 44
NEWHAMPSHIRE	67.77	75.21	68.91	76.32	75.48	107.14	233.22	176.66	103.75	89.39	103.71	84.32	75.78	75.17	0	0	0	0	0	0	0	0	0	0	59 / 44
MAINE	67.04	74.01	67.72	75.79	74.96	88.00	232.38	174.76	102.74	88.87	102.00	81.78	73.89	73.12	0.00	0.00	0.00	0.00	0.00	0.00	0.00	0.00	0.00	0.00	57 / 44
INTERNAL_HUB	68.72	76.36	70	77.31	76.18	108.17	234.58	176.8	104.13	89.98	104.7	85.5	76.6	75.96	0	0	0	0	0	0	0	0	0	0	59 / 45
Forecast	13.94	13.53	13.36	13.39	13.74	14.92	17.17	18.38	18.50	18.45	18.34	18.14	17.85	17.62	17.42	17.45	18.33	19.94	20.00	19.49	18.76	17.62	16.09	14.68	17 / 18
(RT) - (DA Load)	1.05	1.11	0.96	1.15	1.59	1.83	1.79	1.23	1.22	0.91	1.06	1.10	0.75	0.68	0.80	0.76	0.18	-18.91	-18.99	-18.16	-17.57	-16.51	-14.39	-12.65	

