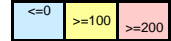


ISO-NE Daily Report

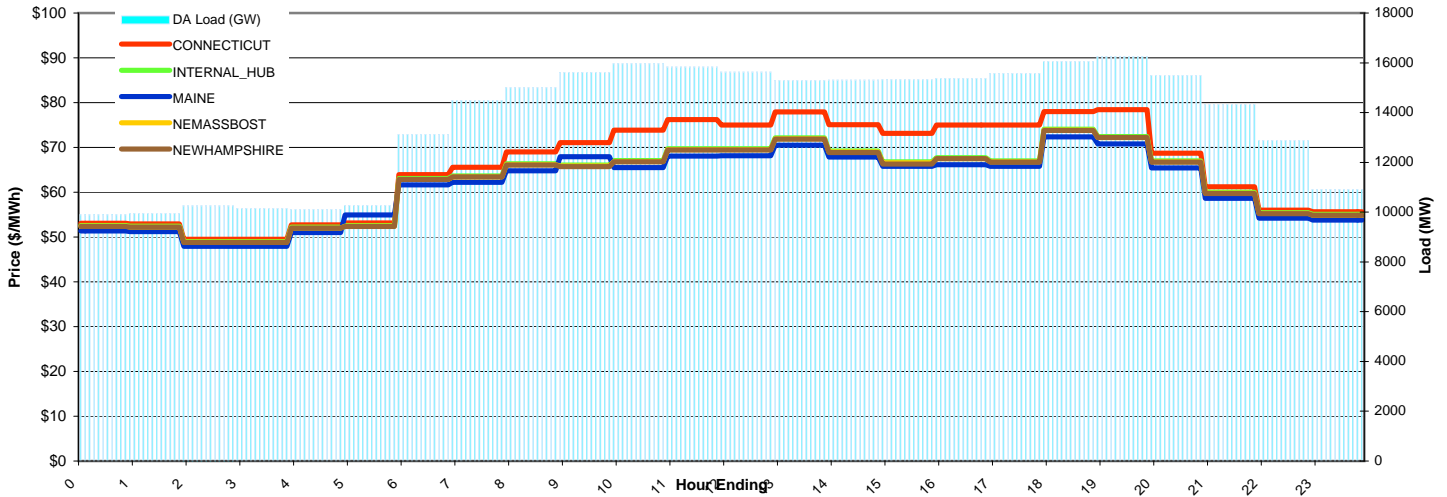
Report for 10/01/2008

Price Color Codes:



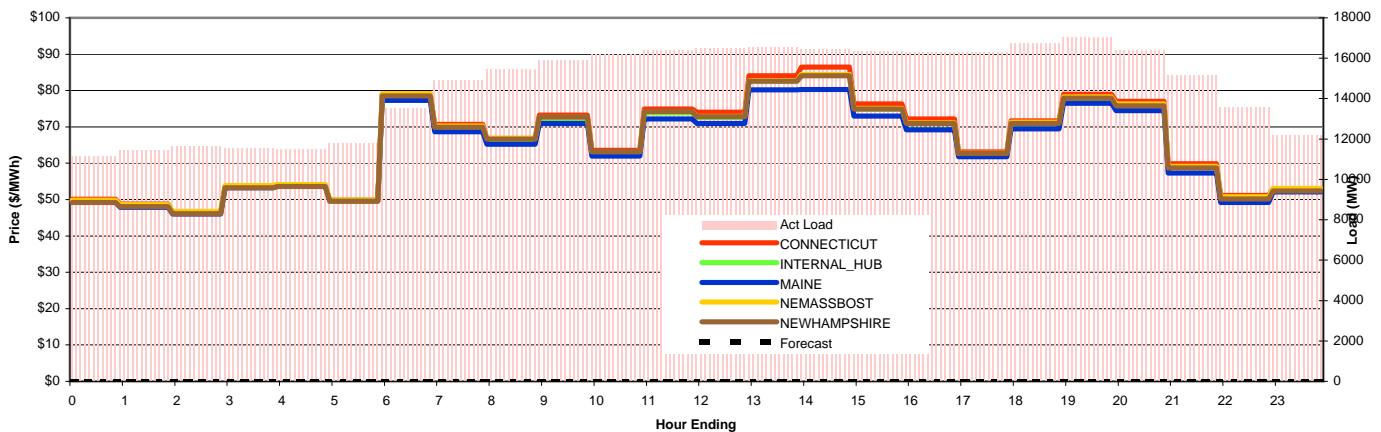
Day-Ahead Prices and Cleared Load

	HE1	HE2	HE3	HE4	HE5	HE6	HE7	HE8	HE9	HE10	HE11	HE12	HE13	HE14	HE15	HE16	HE17	HE18	HE19	HE20	HE21	HE22	HE23	HE24	avg all/peak
CONNECTICUT	53.10	52.94	49.50	49.50	52.72	53.12	63.95	65.58	69.00	71.07	73.84	76.23	75.03	77.91	75.08	73.16	75.00	75.00	78.00	78.40	68.75	61.20	56.00	55.62	66 / 72
NEMASSBOST	52.41	52.24	48.85	48.85	52.03	52.42	62.89	63.44	66.12	65.84	66.83	69.49	69.49	71.92	69.02	66.57	67.52	66.77	73.84	72.22	66.76	59.79	55.26	54.89	62 / 67
NEWHAMPSHIRE	52.38	52.21	48.82	48.82	52	52.39	62.85	63.4	66.08	65.72	66.79	69.45	69.45	71.88	68.89	66.3	67.47	66.73	73.8	72.18	66.72	59.75	55.23	54.86	62 / 67
MAINE	51.39	51.23	47.90	47.90	51.02	54.95	61.66	62.19	64.82	67.90	65.48	68.10	68.11	70.49	67.85	65.76	66.16	65.78	72.38	70.78	65.45	58.62	54.19	53.82	61 / 66
INTERNAL_HUB	52.57	52.4	49	49	52.19	52.58	63.08	63.63	66.33	66.05	67.04	69.71	69.71	72.15	69.25	66.79	67.74	66.99	74.07	72.45	66.97	59.97	55.43	55.06	63 / 67
DA Load (GW)	9.9	10.0	10.3	10.2	10.1	10.3	13.1	14.5	15.0	15.6	16.0	15.8	15.6	15.3	15.3	15.3	15.4	15.6	16.1	16.3	15.5	14.3	12.9	10.9	



Preliminary Real-Time Prices with Forecasted and Actual System Load

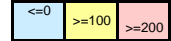
	HE1	HE2	HE3	HE4	HE5	HE6	HE7	HE8	HE9	HE10	HE11	HE12	HE13	HE14	HE15	HE16	HE17	HE18	HE19	HE20	HE21	HE22	HE23	HE24	avg all/peak
CONNECTICUT	50.07	48.73	46.40	53.64	53.94	49.60	79.06	70.72	66.85	73.25	63.60	74.95	74.02	84.07	86.47	76.29	72.15	63.10	71.66	79.00	77.04	59.82	51.11	52.97	66 / 72
NEMASSBOST	49.82	48.6	46.74	53.83	54.14	49.89	79.13	70.21	66.88	72.61	63.17	74.24	72.88	82.64	84.39	75.1	71.1	62.77	71.28	78.23	76.34	59.18	50.78	53.12	65 / 71
NEWHAMPSHIRE	49.24	48.04	46.17	53.27	53.62	49.53	78.49	69.9	66.64	72.71	63.21	74.21	72.84	82.56	84.08	74.89	70.92	62.68	70.97	77.88	75.82	58.7	50.21	52.39	65 / 71
MAINE	49.17	47.89	46.05	53.22	53.62	88.00	77.33	68.69	65.24	70.99	61.96	72.21	70.95	80.20	80.27	73.00	69.21	61.76	69.48	76.48	74.46	57.32	49.21	52.09	65 / 69
INTERNAL_HUB	49.6	48.5	46.62	53.76	53.97	49.63	78.65	69.74	66.24	72.3	62.83	73.88	72.61	82.46	84.39	74.9	70.86	62.38	70.8	77.77	76.02	59.09	50.63	52.89	65 / 70
Forecast	#REF!	#REF!	#REF!	#REF!	#REF!	#REF!	#REF!	#REF!	#REF!	#REF!	#REF!	#REF!	#REF!	#REF!	#REF!	#REF!	#REF!	#REF!	#REF!	#REF!	#REF!	#REF!	#REF!	#REF!	#REF!
(RT) - (DA Load)	1.28	1.46	1.37	1.39	1.40	1.50	0.40	0.44	0.48	0.29	0.23	0.58	0.86	1.25	1.16	1.02	0.95	0.73	0.67	0.79	0.88	0.82	0.71	1.29	



ISO-NE Daily Report

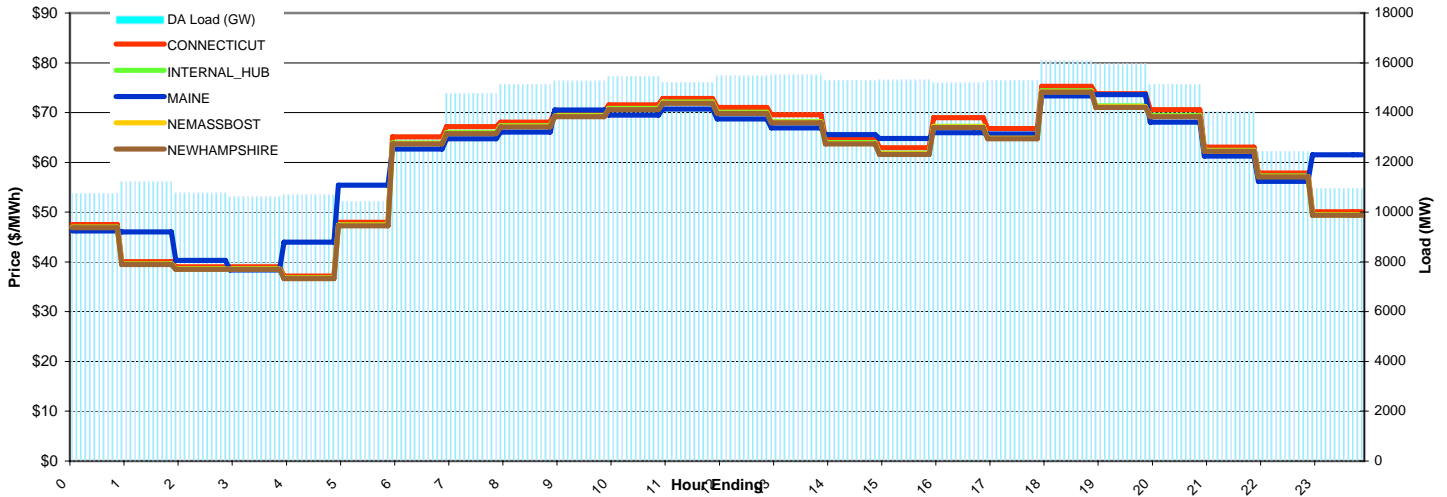
Report for 10/02/2008

Price Color Codes:



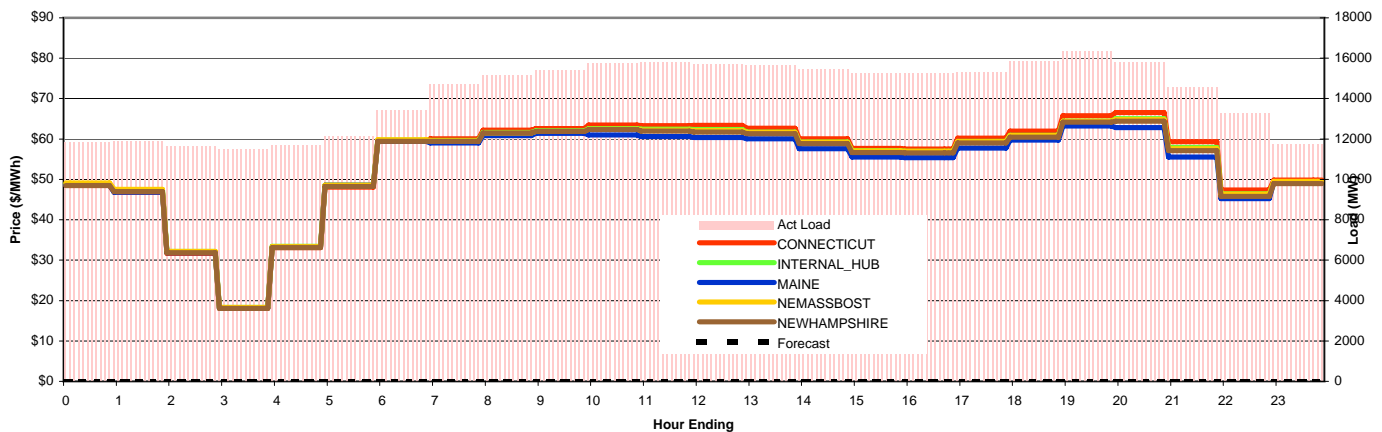
Day-Ahead Prices and Cleared Load

	HE1	HE2	HE3	HE4	HE5	HE6	HE7	HE8	HE9	HE10	HE11	HE12	HE13	HE14	HE15	HE16	HE17	HE18	HE19	HE20	HE21	HE22	HE23	HE24	avg all/peak
CONNECTICUT	47.49	40.03	39.03	39.03	37.18	47.95	65.13	67.21	68.05	70.15	71.54	72.83	71.06	69.54	64.85	62.94	68.95	66.80	75.28	73.77	70.56	63.08	57.87	50.05	61 / 68
NEMASSBOST	46.9	39.53	38.54	38.54	36.7	47.35	63.78	65.85	67.22	69.28	70.65	71.93	69.88	68.06	63.79	61.7	67.09	64.85	74.2	71.16	69.24	62.3	57.16	49.41	60 / 67
NEWHAMPSHIRE	46.84	39.47	38.49	38.49	36.65	47.28	63.69	65.76	67.12	69.19	70.56	71.84	69.79	67.96	63.7	61.61	67	64.76	74.1	71.06	69.14	62.22	57.08	49.34	60 / 67
MAINE	46.22	46.04	40.33	38.40	43.97	55.44	62.71	64.74	66.09	70.49	69.47	70.73	68.71	66.91	65.58	64.83	65.96	65.71	73.36	73.62	68.08	61.26	56.20	61.51	61 / 67
INTERNAL_HUB	47.01	39.62	38.63	38.64	36.79	47.46	63.93	66	67.37	69.45	70.82	72.1	70.05	68.22	63.94	61.85	67.25	65	74.37	71.33	69.4	62.45	57.29	49.53	60 / 67
DA Load (GW)	10.8	11.2	10.8	10.6	10.7	10.4	13.1	14.8	15.1	15.3	15.5	15.2	15.5	15.5	15.3	15.3	15.2	15.3	16.1	16.0	15.1	14.0	12.4	11.0	



Preliminary Real-Time Prices with Forecasted and Actual System Load

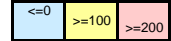
	HE1	HE2	HE3	HE4	HE5	HE6	HE7	HE8	HE9	HE10	HE11	HE12	HE13	HE14	HE15	HE16	HE17	HE18	HE19	HE20	HE21	HE22	HE23	HE24	avg all/peak
CONNECTICUT	48.51	46.85	31.72	18.06	33.12	48.08	59.38	60.09	62.23	62.62	63.46	63.30	63.36	62.66	60.03	57.71	57.52	60.22	61.93	65.78	66.55	59.34	47.34	49.82	55 / 61
NEMASSBOST	49.11	47.51	32.2	18.28	33.37	48.57	59.8	59.54	61.48	61.88	62.41	62.23	62.14	61.61	59.17	57.07	56.98	59.32	60.88	64.38	64.8	57.59	46.38	49.51	54 / 60
NEWHAMPSHIRE	48.51	46.95	31.85	18.09	33.1	48.26	59.39	59.44	61.47	61.9	62.33	61.97	61.73	61.32	58.86	56.67	56.6	59.05	60.45	64.14	64.43	57.13	45.83	48.95	54 / 60
MAINE	48.58	46.82	31.87	18.16	33.31	48.00	59.43	59.02	60.86	61.41	61.03	60.58	60.34	60.04	57.58	55.52	55.40	57.77	59.76	63.19	62.84	55.53	45.23	49.32	55 / 59
INTERNAL_HUB	48.9	47.46	32.18	18.28	33.44	48.56	59.71	59.63	61.61	62.01	62.59	62.42	62.32	61.73	59.28	57.1	56.98	59.43	60.89	64.42	65.03	57.89	46.44	49.41	54 / 60
Forecast	#REF!	#REF!	#REF!	#REF!	#REF!	#REF!	#REF!	#REF!	#REF!	#REF!	#REF!	#REF!	#REF!	#REF!	#REF!	#REF!	#REF!	#REF!	#REF!	#REF!	#REF!	#REF!	#REF!	#REF!	#REF!
(RT) - (DA Load)	1.07	0.68	0.86	0.91	1.02	1.71	0.32	-0.07	0.02	0.16	0.28	0.59	0.23	0.13	0.15	-0.07	0.04	0.04	-0.23	0.41	0.67	0.52	0.82	0.78	



ISO-NE Daily Report

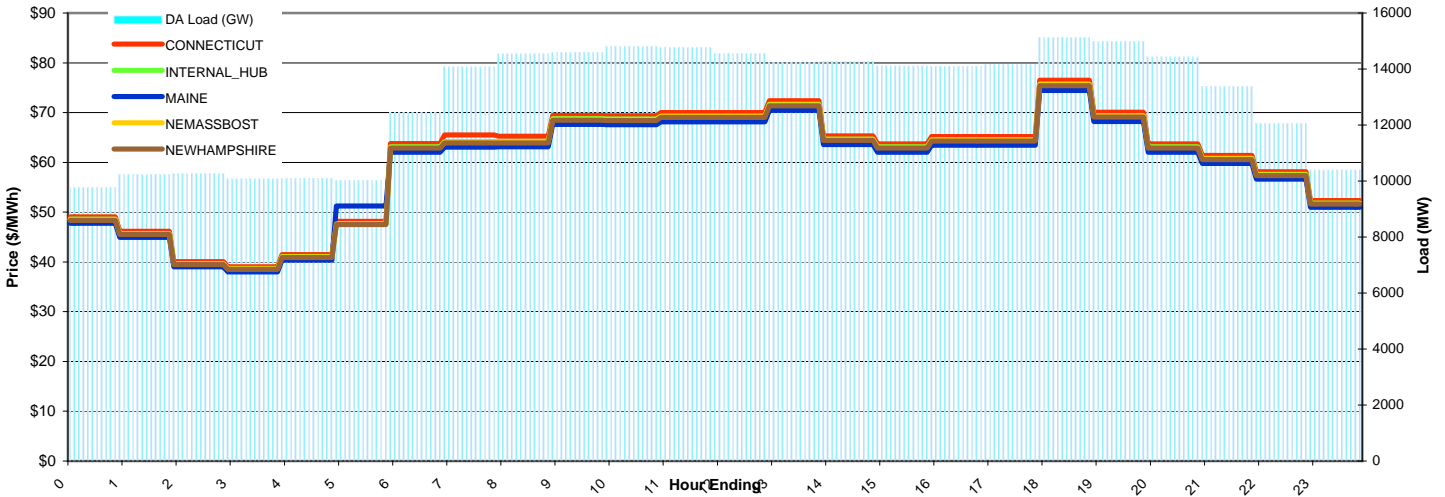
Report for 10/03/2008

Price Color Codes:



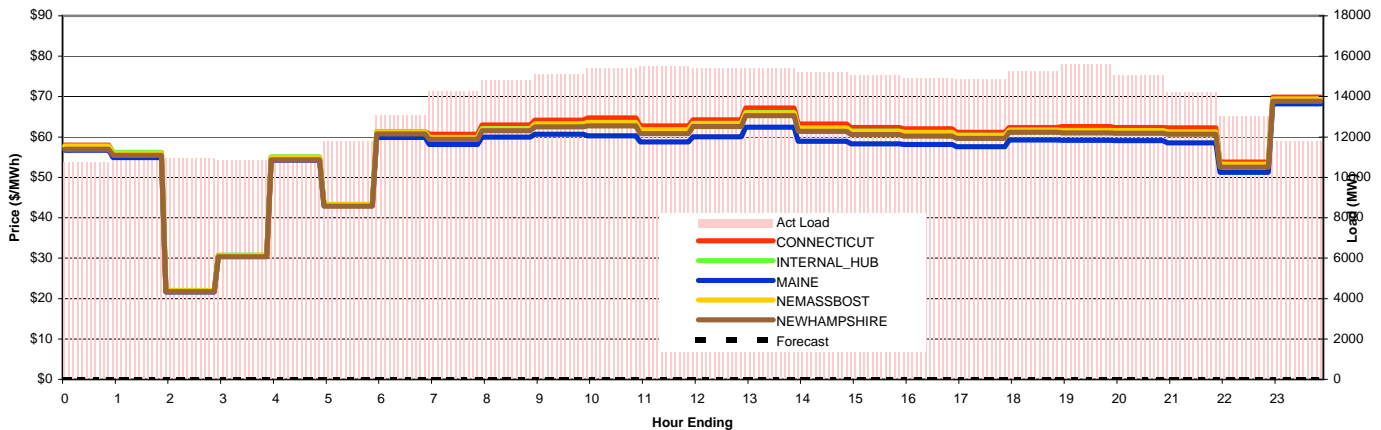
Day-Ahead Prices and Cleared Load

	HE1	HE2	HE3	HE4	HE5	HE6	HE7	HE8	HE9	HE10	HE11	HE12	HE13	HE14	HE15	HE16	HE17	HE18	HE19	HE20	HE21	HE22	HE23	HE24	avg all/peak
CONNECTICUT	49.03	46.15	40.04	39.04	41.47	48.14	63.78	65.48	65.23	69.43	69.37	69.99	69.99	72.36	65.29	63.71	65.17	65.18	76.47	70.04	63.72	61.38	58.13	52.34	60 / 67
NEMASSBOST	48.5	45.64	39.6	38.62	41.02	47.61	63.02	64.06	64.12	68.67	68.61	69.23	69.23	71.57	64.58	63.02	64.46	64.47	75.64	69.28	63.02	60.72	57.5	51.76	60 / 66
NEWHAMPSHIRE	48.36	45.51	39.49	38.51	40.9	47.48	62.84	63.88	63.93	68.48	68.42	69.03	69.03	71.37	64.4	62.84	64.28	64.28	75.42	69.08	62.84	60.54	57.34	51.62	60 / 66
MAINE	47.75	44.94	38.99	38.02	40.38	51.23	62.04	63.07	63.12	67.61	67.55	68.16	68.16	70.47	63.58	62.04	63.47	63.47	74.47	68.20	62.04	59.78	56.61	50.96	59 / 65
INTERNAL_HUB	48.57	45.71	39.66	38.67	41.08	47.68	63.11	64.15	64.21	68.77	68.71	69.33	69.33	71.68	64.67	63.11	64.56	64.56	75.75	69.38	63.11	60.81	57.58	51.84	60 / 66
DA Load (GW)	9.8	10.2	10.3	10.1	10.1	10.0	12.4	14.1	14.5	14.6	14.8	14.8	14.6	14.2	14.3	14.1	14.1	14.2	15.1	15.0	14.4	13.4	12.1	10.4	



Preliminary Real-Time Prices with Forecasted and Actual System Load

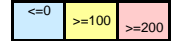
	HE1	HE2	HE3	HE4	HE5	HE6	HE7	HE8	HE9	HE10	HE11	HE12	HE13	HE14	HE15	HE16	HE17	HE18	HE19	HE20	HE21	HE22	HE23	HE24	avg all/peak
CONNECTICUT	58.01	56.20	21.97	30.53	54.99	43.10	61.36	60.85	62.98	64.20	64.70	62.72	64.26	67.20	63.20	62.35	62.07	61.13	62.36	62.59	62.38	62.29	53.83	69.90	58 / 62
NEMASSBOST	57.7	55.96	21.96	30.66	54.85	43.27	61.25	59.76	61.97	63.18	63.52	61.7	63.33	65.91	62.1	61.35	61.05	60.31	61.68	61.63	61.53	61.15	53.2	69.44	57 / 61
NEWHAMPSHIRE	56.97	55.47	21.74	30.37	54.37	42.9	60.75	59.41	61.56	62.49	62.73	60.88	62.62	65.27	61.43	60.62	60.25	59.63	61.17	60.99	60.92	60.66	52.51	68.83	57 / 61
MAINE	56.76	54.90	21.61	30.68	54.25	88.00	59.92	58.15	59.96	60.66	60.33	58.76	60.07	62.46	58.93	58.34	58.17	57.63	59.29	59.20	59.08	58.56	51.27	68.22	57 / 59
INTERNAL_HUB	57.72	56.14	22.04	30.71	55.07	43.35	61.28	59.91	62.14	63.29	63.65	61.78	63.4	66.07	62.25	61.51	61.16	60.41	61.66	61.59	61.54	61.3	53.22	69.36	58 / 62
Forecast	#REF!	#REF!	#REF!	#REF!	#REF!	#REF!	#REF!	#REF!	#REF!	#REF!	#REF!	#REF!	#REF!	#REF!	#REF!	#REF!	#REF!	#REF!	#REF!	#REF!	#REF!	#REF!	#REF!	#REF!	#REF!
(RT) - (DA Load)	0.97	0.84	0.67	0.78	1.03	1.75	0.66	0.20	0.26	0.54	0.62	0.71	0.86	1.16	0.95	0.95	0.83	0.68	0.13	0.61	0.63	0.88	0.99	1.39	



ISO-NE Daily Report

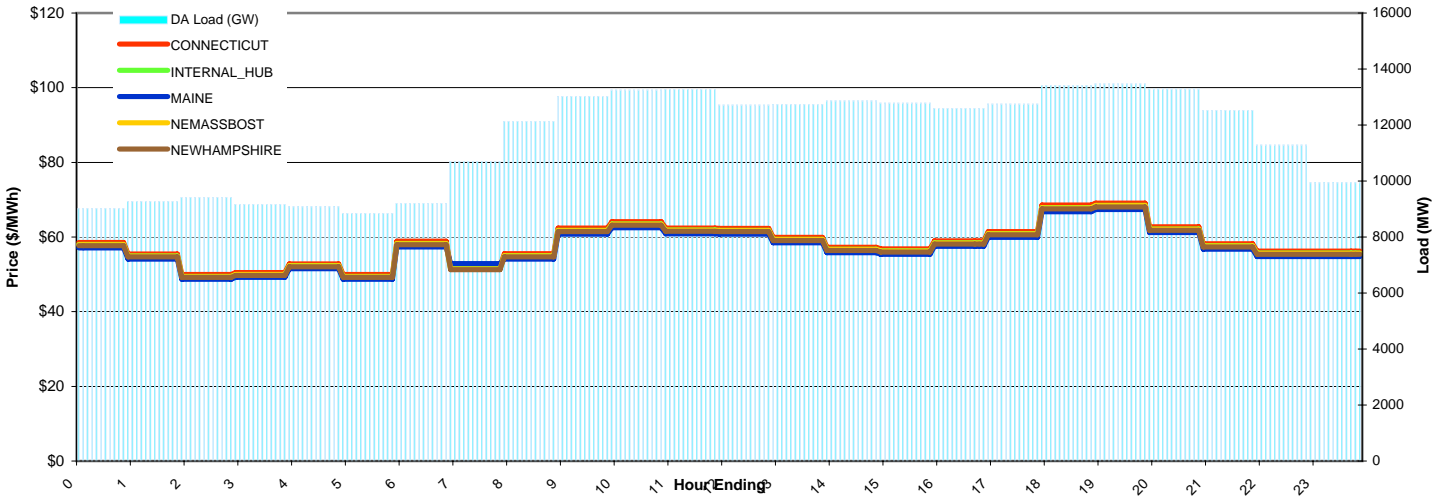
Report for 10/04/2008

Price Color Codes:



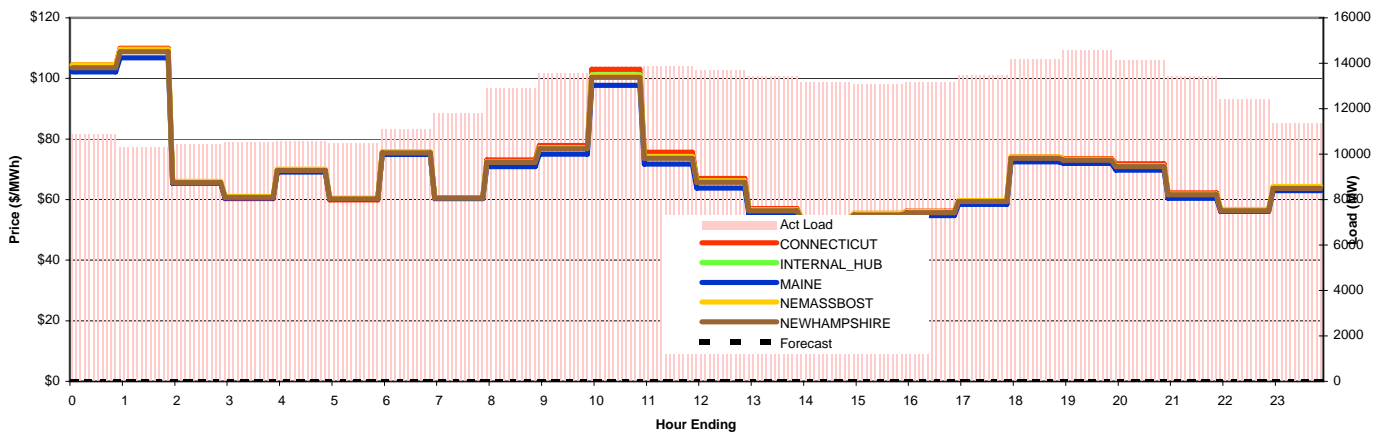
Day-Ahead Prices and Cleared Load

	HE1	HE2	HE3	HE4	HE5	HE6	HE7	HE8	HE9	HE10	HE11	HE12	HE13	HE14	HE15	HE16	HE17	HE18	HE19	HE20	HE21	HE22	HE23	HE24	avg all/peak
CONNECTICUT	58.56	55.47	49.93	50.47	52.84	49.93	58.85	52.00	55.51	62.38	64.09	62.44	62.35	59.95	57.26	56.85	59.00	61.50	68.53	69.12	62.75	58.22	56.21	56.19	58 / 61
NEMASSBOST	57.95	54.89	49.41	49.94	52.28	49.41	58.24	51.45	54.93	61.72	63.42	61.79	61.7	59.32	56.66	56.25	58.38	60.85	67.81	68.4	62.09	57.61	55.63	55.61	58 / 60
NEWHAMPSHIRE	57.7	54.65	49.2	49.73	52.06	49.2	57.98	51.23	54.69	61.46	63.14	61.52	61.43	59.06	56.41	56.01	58.13	60.59	67.52	68.1	61.82	57.36	55.39	55.37	57 / 60
MAINE	57.09	54.08	48.68	49.20	51.51	48.68	57.37	52.86	54.11	60.80	62.47	60.87	60.78	58.44	55.81	55.41	57.51	59.94	66.80	67.38	61.16	56.75	54.80	54.78	57 / 59
INTERNAL_HUB	58.03	54.96	49.48	50.01	52.35	49.48	58.31	51.52	55	61.8	63.5	61.87	61.78	59.4	56.73	56.33	58.46	60.93	67.9	68.49	62.17	57.68	55.7	55.68	58 / 60
DA Load (GW)	9.0	9.3	9.4	9.2	9.1	8.8	9.2	10.7	12.1	13.0	13.3	13.3	12.7	12.7	12.9	12.8	12.6	12.8	13.4	13.5	13.3	12.5	11.3	9.9	



Preliminary Real-Time Prices with Forecasted and Actual System Load

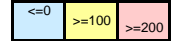
	HE1	HE2	HE3	HE4	HE5	HE6	HE7	HE8	HE9	HE10	HE11	HE12	HE13	HE14	HE15	HE16	HE17	HE18	HE19	HE20	HE21	HE22	HE23	HE24	avg all/peak
CONNECTICUT	104.43	109.92	65.73	60.36	69.37	59.88	74.97	60.59	73.13	77.80	103.02	75.59	66.96	57.03	53.87	55.45	56.18	59.66	74.01	73.53	71.84	62.22	56.73	63.62	70 / 67
NEMASSBOST	104.47	109.62	66.05	61.05	69.99	60.52	75.84	60.68	72.51	77.04	101.03	74.12	66.11	56.65	53.98	55.43	56.08	59.69	74.02	73.27	71.15	61.84	56.69	64.33	70 / 67
NEWHAMPSHIRE	103.56	108.76	65.65	60.7	69.63	60.2	75.44	60.52	72.33	76.75	100.37	73.58	65.75	56.33	53.51	54.95	55.64	59.35	73.64	72.96	70.92	61.55	56.26	63.7	70 / 67
MAINE	102.11	106.79	65.44	60.58	69.11	88.00	74.87	60.28	70.86	75.00	97.67	71.72	63.83	55.16	52.67	54.14	54.77	58.38	72.42	71.97	69.71	60.44	56.14	62.92	70 / 65
INTERNAL_HUB	104.17	109.45	65.92	60.89	69.87	60.36	75.52	60.55	72.54	77.16	101.22	74.25	66.1	56.6	53.79	55.26	55.91	59.48	73.7	72.97	71.05	61.72	56.55	64.04	70 / 67
Forecast	#REF!	#REF!	#REF!	#REF!	#REF!	#REF!	#REF!	#REF!	#REF!	#REF!	#REF!	#REF!	#REF!	#REF!	#REF!	#REF!	#REF!	#REF!	#REF!	#REF!	#REF!	#REF!	#REF!	#REF!	#REF!
(RT) - (DA Load)	1.84	1.03	1.04	1.38	1.49	1.64	1.89	1.09	0.76	0.54	0.63	0.60	0.98	0.70	0.30	0.30	0.57	0.72	0.74	1.12	0.86	0.89	1.14	1.44	



ISO-NE Daily Report

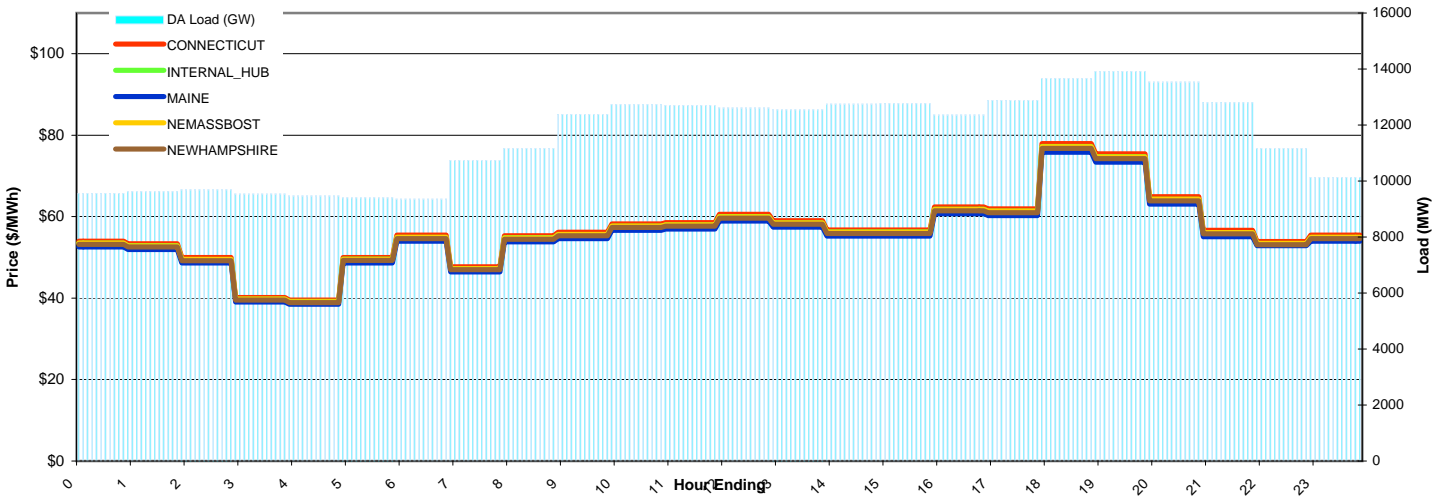
Report for 10/05/2008

Price Color Codes:



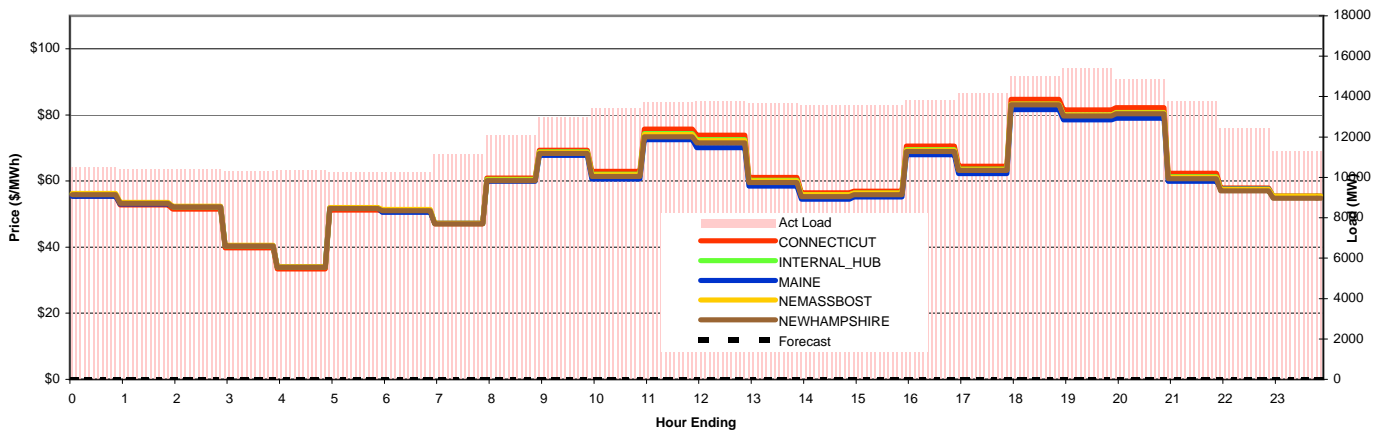
Day-Ahead Prices and Cleared Load

	HE1	HE2	HE3	HE4	HE5	HE6	HE7	HE8	HE9	HE10	HE11	HE12	HE13	HE14	HE15	HE16	HE17	HE18	HE19	HE20	HE21	HE22	HE23	HE24	avg all/peak
CONNECTICUT	54.00	53.34	49.95	40.12	39.54	50.00	55.46	47.69	55.32	56.15	58.22	58.54	60.54	59.01	56.74	56.74	62.36	61.95	77.92	75.39	64.87	56.63	53.91	55.46	57 / 60
NEMASSBOST	53.48	52.83	49.47	39.73	39.16	49.52	54.93	47.24	54.79	55.61	57.66	57.98	59.96	58.45	56.2	56.2	61.77	61.36	77.18	74.67	64.25	56.08	53.39	54.93	56 / 60
NEWHAMPSHIRE	53.17	52.53	49.18	39.51	38.93	49.24	54.62	46.97	54.48	55.29	57.33	57.65	59.62	58.11	55.88	55.88	61.42	61.01	76.74	74.24	63.88	55.76	53.09	54.62	56 / 59
MAINE	52.54	51.91	48.60	39.04	38.47	48.65	53.97	46.41	53.84	54.63	56.65	56.97	58.92	57.43	55.22	55.22	60.70	60.30	75.84	73.37	63.12	55.09	52.90	53.97	55 / 59
INTERNAL_HUB	53.51	52.86	49.5	39.76	39.18	49.55	54.96	47.26	54.82	55.64	57.69	58.02	60	58.48	56.23	56.23	61.81	61.4	77.23	74.71	64.29	56.11	53.43	54.96	56 / 60
DA Load (GW)	9.6	9.6	9.7	9.5	9.5	9.4	9.4	10.7	11.2	12.4	12.7	12.7	12.6	12.6	12.8	12.8	12.4	12.9	13.7	13.9	13.5	12.8	11.2	10.1	



Preliminary Real-Time Prices with Forecasted and Actual System Load

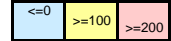
	HE1	HE2	HE3	HE4	HE5	HE6	HE7	HE8	HE9	HE10	HE11	HE12	HE13	HE14	HE15	HE16	HE17	HE18	HE19	HE20	HE21	HE22	HE23	HE24	avg all/peak	
CONNECTICUT	55.48	52.76	51.55	39.78	33.45	51.20	50.95	47.04	60.95	69.29	62.98	75.68	73.93	61.12	56.48	56.90	70.58	64.52	84.68	81.51	82.19	62.34	57.90	55.45	61 / 67	
NEMASSBOST	56.27	53.57	52.42	40.55	34.1	51.99	51.39	47.26	60.36	68.69	61.87	74.11	72.2	60.01	55.85	56.33	69.33	63.44	83.29	80.03	80.62	61.07	57.55	55.43	60 / 66	
NEWHAMPSHIRE	55.9	53.29	52.23	40.38	33.92	51.68	51.01	47.04	60.15	68.4	61.39	73.44	71.55	59.52	55.26	55.84	68.97	63.23	83.04	79.68	80.36	60.69	57.01	54.79	60 / 65	
MAINE	55.39	53.08	52.31	40.52	34.04	88.00	50.51	47.29	59.96	67.76	60.62	72.56	70.13	58.53	54.49	55.24	67.96	62.28	81.65	78.54	79.04	59.98	57.62	55.09	61 / 65	
INTERNAL_HUB	55.93	53.33	52.22	40.39	33.98	51.82	51.27	47.2	60.5	68.83	62.03	74.35	72.52	60.2	55.87	56.34	69.53	63.59	83.25	80	80.74	61.32	57.59	55.37	60 / 66	
Forecast	#REF!	#REF!	#REF!	#REF!	#REF!	#REF!	#REF!	#REF!	#REF!	#REF!	#REF!	#REF!	#REF!	#REF!	#REF!	#REF!	#REF!	#REF!	#REF!	#REF!	#REF!	#REF!	#REF!	#REF!	#REF!	#REF!
(RT) - (DA Load)	0.95	0.78	0.73	0.76	0.88	0.84	0.91	0.43	0.91	0.61	0.72	1.02	1.16	1.14	0.81	0.80	1.43	1.27	1.32	1.50	1.32	0.96	1.26	1.17		



ISO-NE Daily Report

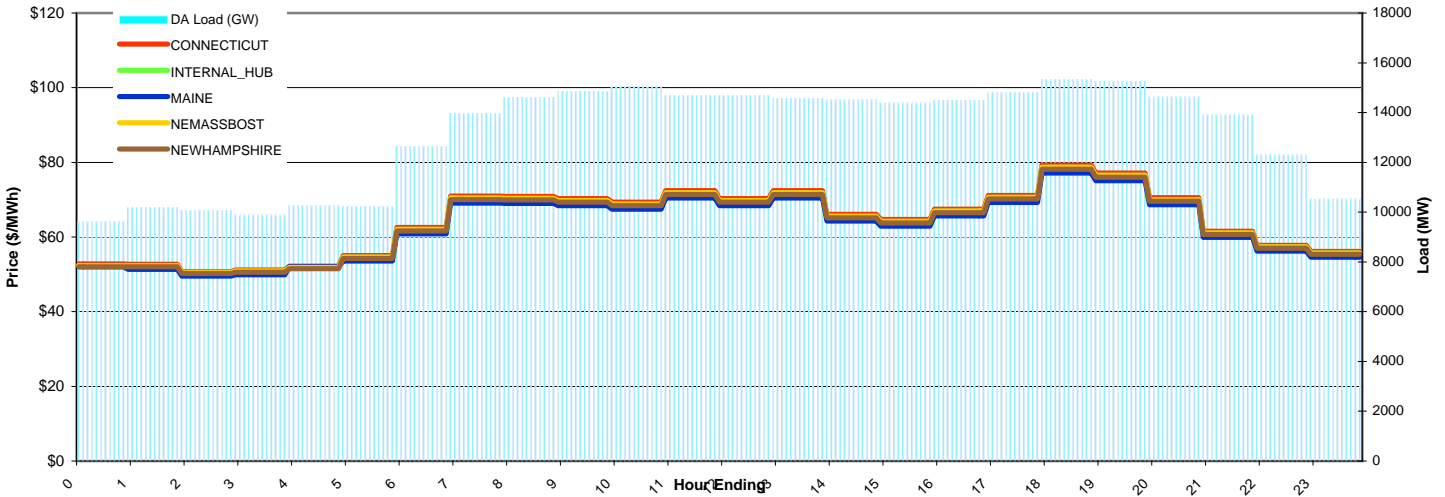
Report for 10/06/2008

Price Color Codes:



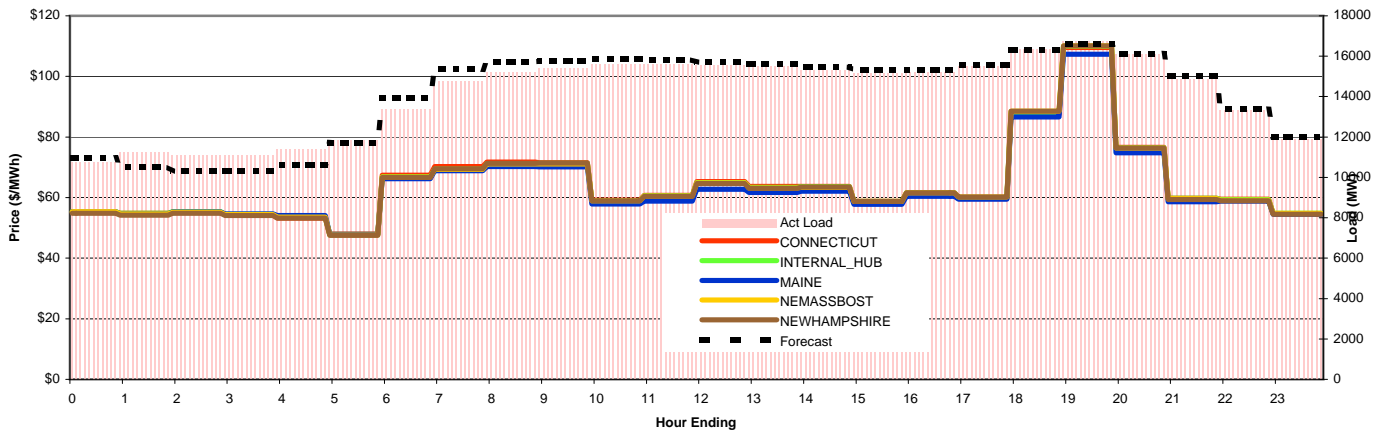
Day-Ahead Prices and Cleared Load

	HE1	HE2	HE3	HE4	HE5	HE6	HE7	HE8	HE9	HE10	HE11	HE12	HE13	HE14	HE15	HE16	HE17	HE18	HE19	HE20	HE21	HE22	HE23	HE24	avg all/peak
CONNECTICUT	52.77	52.74	50.78	51.15	52.22	55.04	62.53	70.98	70.88	70.28	69.34	72.40	70.29	72.40	66.09	64.69	67.43	71.17	79.29	77.11	70.53	61.54	57.80	56.13	64 / 70
NEMASSBOST	52.37	52.37	50.54	50.89	51.88	54.62	62.05	70.44	70.35	69.75	68.81	71.86	69.76	71.86	65.59	64.2	66.92	70.63	78.69	76.53	70	61.08	57.37	55.7	64 / 69
NEWHAMPSHIRE	52.05	52.04	50.23	50.57	51.55	54.28	61.66	70	69.91	69.32	68.38	71.41	69.33	71.41	65.17	63.79	66.5	70.19	78.2	76.06	69.56	60.69	57.01	55.36	64 / 69
MAINE	52.04	51.36	49.57	49.91	52.02	53.57	60.85	69.09	68.99	68.41	67.48	70.47	68.42	70.47	64.32	62.95	65.63	69.27	77.18	75.06	68.65	59.89	56.27	54.63	63 / 68
INTERNAL_HUB	52.36	52.35	50.51	50.86	51.86	54.61	62.04	70.43	70.33	69.74	68.8	71.84	69.75	71.84	65.57	64.18	66.91	70.61	78.67	76.52	69.99	61.06	57.36	55.69	64 / 69
DA Load (GW)	9.6	10.2	10.1	9.9	10.3	10.2	12.7	14.0	14.6	14.9	15.1	14.7	14.7	14.6	14.5	14.4	14.5	14.8	15.3	15.3	14.6	13.9	12.3	10.5	



Preliminary Real-Time Prices with Forecasted and Actual System Load

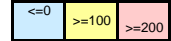
	HE1	HE2	HE3	HE4	HE5	HE6	HE7	HE8	HE9	HE10	HE11	HE12	HE13	HE14	HE15	HE16	HE17	HE18	HE19	HE20	HE21	HE22	HE23	HE24	avg all/peak
CONNECTICUT	55.28	54.81	55.26	54.27	53.29	47.99	67.36	70.25	71.73	71.56	59.11	60.74	65.26	63.71	63.75	58.71	61.46	59.72	87.49	109.49	76.60	59.81	59.44	54.75	64 / 69
NEMASSBOST	55.36	54.59	55.17	54.37	53.51	47.64	66.73	69.26	71.08	71.1	58.9	60.56	64.88	63.14	63.39	58.75	61.57	60.16	88.48	110.04	76.35	59.67	59.2	54.8	64 / 69
NEWHAMPSHIRE	54.84	54.22	54.83	54.08	53.27	47.49	66.67	69.51	71.34	71.43	58.93	60.46	64.7	63.09	63.44	58.75	61.54	60.16	88.55	110.02	76.39	59.39	58.94	54.46	64 / 69
MAINE	55.35	54.58	55.23	54.65	54.08	88.00	66.26	68.89	70.29	70.18	57.89	58.89	62.75	61.67	62.11	57.79	60.42	59.44	86.64	107.36	74.83	58.66	58.85	54.51	65 / 67
INTERNAL_HUB	55.31	54.8	55.39	54.54	53.71	47.89	66.85	69.45	71.24	71.33	58.96	60.61	64.99	63.34	63.54	58.77	61.58	60.01	88.14	109.94	76.47	59.79	59.35	54.84	64 / 69
Forecast	10.97	10.50	10.30	10.30	10.63	11.72	13.93	15.35	15.70	15.77	15.85	15.82	15.70	15.63	15.47	15.33	15.33	15.55	16.32	16.59	16.13	15.00	13.40	12.00	14 / 16
(RT) - (DA Load)	1.14	1.06	1.03	1.19	1.15	1.63	0.73	0.81	0.62	0.59	0.53	0.93	0.86	0.95	0.81	0.77	0.72	0.69	1.04	1.50	1.49	0.95	1.00	1.39	



ISO-NE Daily Report

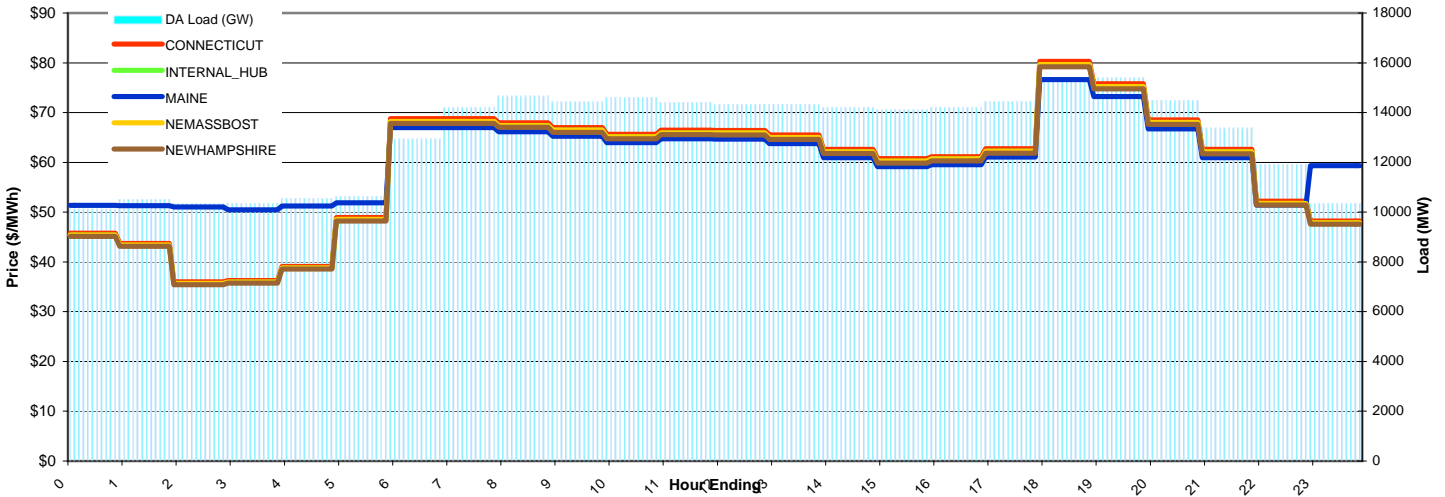
Report for 10/07/2008

Price Color Codes:



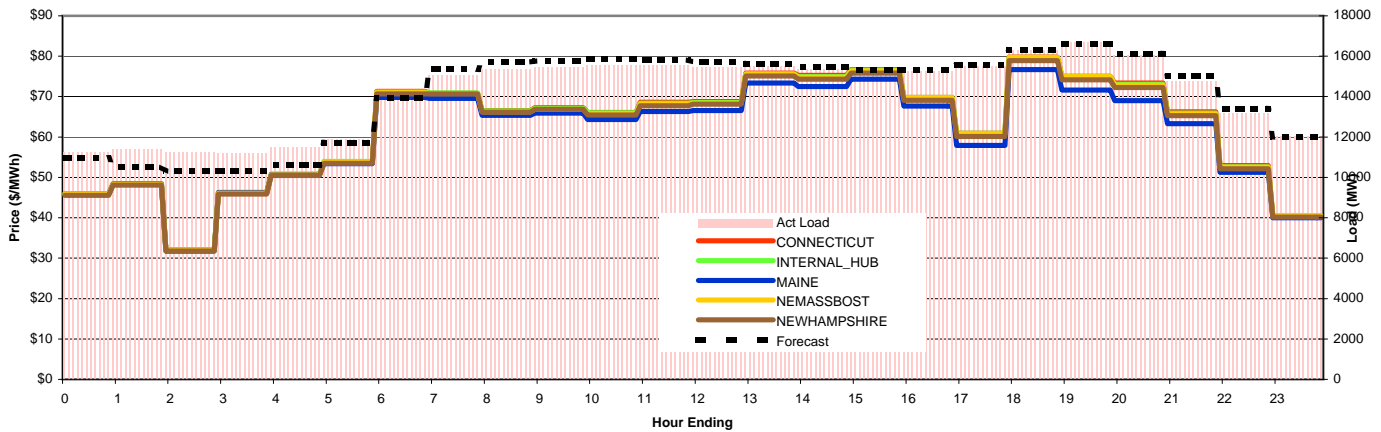
Day-Ahead Prices and Cleared Load

	HE1	HE2	HE3	HE4	HE5	HE6	HE7	HE8	HE9	HE10	HE11	HE12	HE13	HE14	HE15	HE16	HE17	HE18	HE19	HE20	HE21	HE22	HE23	HE24	avg all/peak
CONNECTICUT	45.77	43.73	35.97	36.26	39.11	48.91	68.76	68.76	67.92	66.97	65.66	66.45	66.40	65.52	62.61	60.72	61.16	62.72	80.28	75.81	68.55	62.60	52.18	48.24	59 / 66
NEMASSBOST	45.39	43.37	35.67	35.95	38.79	48.52	68.21	68.21	67.38	66.44	65.13	65.92	65.87	64.99	62.11	60.23	60.67	62.22	79.64	75.21	68	62.1	51.76	47.84	59 / 65
NEWHAMPSHIRE	45.12	43.11	35.45	35.73	38.55	48.23	67.82	67.82	67.06	66.05	64.75	65.54	65.49	64.62	61.75	59.88	60.32	61.86	79.18	74.77	67.6	61.74	51.46	47.56	58 / 65
MAINE	51.39	51.33	51.02	50.47	51.21	51.87	66.97	66.97	66.15	65.23	63.94	64.71	64.67	63.80	60.97	59.13	59.56	61.07	76.65	73.23	66.75	60.97	51.46	59.33	61 / 64
INTERNAL_HUB	45.39	43.36	35.66	35.95	38.78	48.51	68.21	68.21	67.38	66.44	65.13	65.92	65.87	64.99	62.11	60.23	60.67	62.22	79.64	75.21	68	62.1	51.76	47.84	59 / 65
DA Load (GW)	10.1	10.5	10.4	10.3	10.6	10.6	12.9	14.2	14.7	14.4	14.6	14.4	14.3	14.3	14.2	14.1	14.2	14.5	15.4	15.4	14.5	13.4	11.9	10.4	



Preliminary Real-Time Prices with Forecasted and Actual System Load

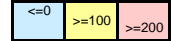
	HE1	HE2	HE3	HE4	HE5	HE6	HE7	HE8	HE9	HE10	HE11	HE12	HE13	HE14	HE15	HE16	HE17	HE18	HE19	HE20	HE21	HE22	HE23	HE24	avg all/peak
CONNECTICUT	45.92	48.37	32.08	46.11	50.67	53.87	71.27	70.86	66.56	67.24	66.04	68.58	68.77	75.85	75.27	76.69	69.76	60.93	79.80	75.04	73.37	66.25	52.94	40.52	63 / 70
NEMASSBOST	45.88	48.27	31.92	46.08	50.65	53.73	70.97	70.73	66.26	66.9	65.75	68.13	68.34	75.49	74.82	76.36	69.63	60.79	79.68	74.91	72.78	65.63	52.53	40.5	62 / 69
NEWHAMPSHIRE	45.56	48.07	31.75	45.87	50.44	53.47	70.68	70.66	66.12	66.87	65.46	67.74	68.13	75.11	74.33	75.84	69.12	60.11	78.9	74.13	72.27	65.27	52.13	40.18	62 / 69
MAINE	45.80	48.36	31.77	46.23	50.68	88.00	69.80	69.56	65.39	65.92	64.33	66.31	66.57	73.37	72.51	74.29	67.65	57.93	76.68	71.60	69.00	63.29	51.28	39.98	62 / 67
INTERNAL_HUB	45.96	48.48	32.08	46.27	50.88	53.92	71.17	70.87	66.48	67.13	65.99	68.37	68.51	75.64	74.97	76.53	69.78	60.91	79.69	75.01	73.02	65.88	52.63	40.53	63 / 69
Forecast	10.97	10.50	10.30	10.30	10.63	11.72	13.93	15.35	15.70	15.77	15.85	15.82	15.70	15.63	15.47	15.33	15.33	15.55	16.32	16.59	16.13	15.00	13.40	12.00	14 / 16
(RT) - (DA Load)	1.15	0.87	0.89	0.87	0.95	1.24	0.86	0.85	0.66	1.01	0.95	1.16	1.15	1.18	1.14	1.10	1.07	1.03	0.92	1.28	1.52	1.37	1.26	1.69	



ISO-NE Daily Report

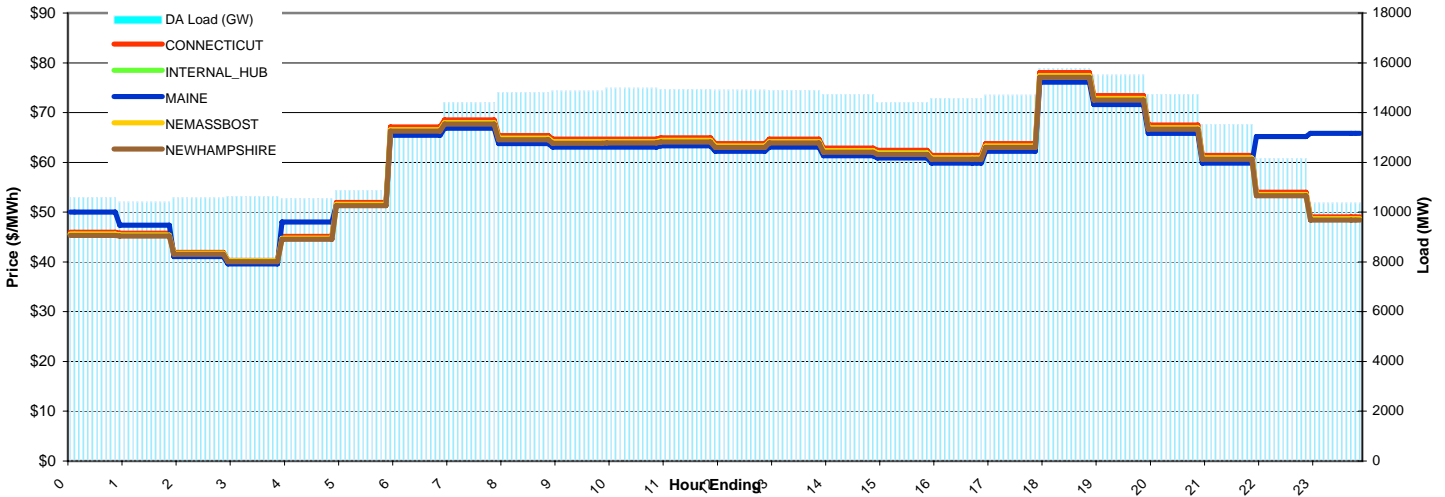
Report for 10/08/2008

Price Color Codes:



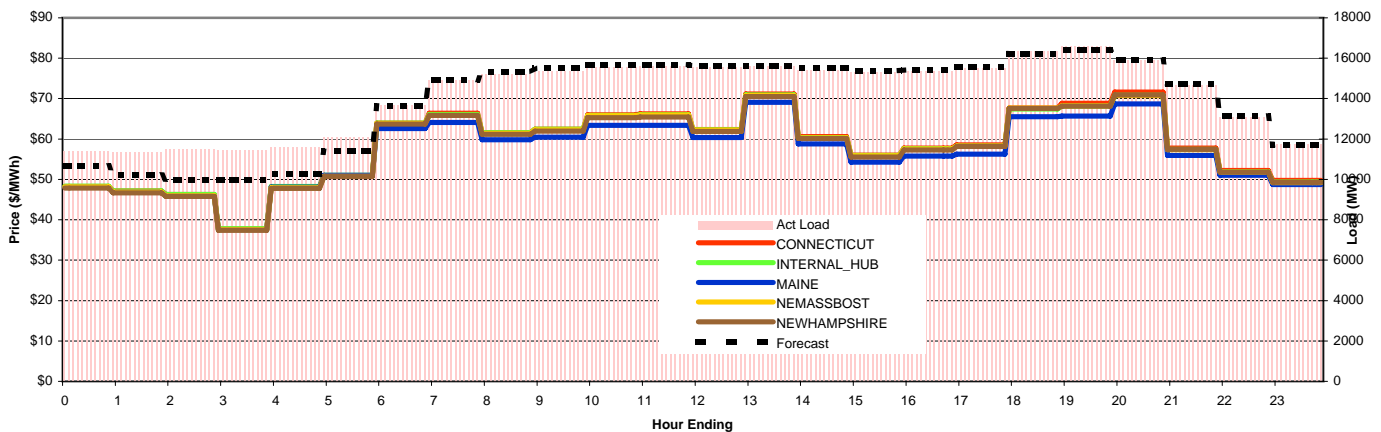
Day-Ahead Prices and Cleared Load

	HE1	HE2	HE3	HE4	HE5	HE6	HE7	HE8	HE9	HE10	HE11	HE12	HE13	HE14	HE15	HE16	HE17	HE18	HE19	HE20	HE21	HE22	HE23	HE24	avg all/peak
CONNECTICUT	45.94	45.77	41.93	40.33	45.13	51.97	67.10	68.53	65.37	64.67	64.69	64.92	63.80	64.69	62.86	62.39	61.39	63.79	78.04	73.44	67.51	61.38	53.98	49.08	60 / 65
NEMASSBOST	45.56	45.39	41.73	40.25	44.76	51.54	66.55	67.97	64.83	64.14	64.16	64.39	63.27	64.15	62.34	61.87	60.88	63.26	77.39	72.83	66.94	60.87	53.52	48.65	59 / 65
NEWHAMPSHIRE	45.35	45.18	41.55	40.07	44.55	51.31	66.25	67.67	64.54	63.85	63.87	64.1	62.98	63.87	62.06	61.6	60.6	62.97	77.05	72.5	66.64	60.6	53.28	48.43	59 / 64
MAINE	50.00	47.37	41.05	39.59	48.03	51.42	65.45	66.85	63.77	63.09	63.09	63.32	62.22	63.09	61.31	60.86	59.87	62.21	76.12	71.62	65.84	59.87	65.21	65.83	60 / 64
INTERNAL_HUB	45.55	45.38	41.71	40.22	44.75	51.53	66.55	67.98	64.84	64.15	64.16	64.39	63.27	64.16	62.34	61.88	60.88	63.26	77.4	72.83	66.93	60.86	53.51	48.64	59 / 65
DA Load (GW)	10.6	10.4	10.6	10.6	10.5	10.9	13.5	14.4	14.8	14.9	15.0	14.9	14.9	14.9	14.7	14.4	14.6	14.7	15.8	15.5	14.7	13.5	12.2	10.4	



Preliminary Real-Time Prices with Forecasted and Actual System Load

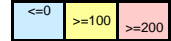
	HE1	HE2	HE3	HE4	HE5	HE6	HE7	HE8	HE9	HE10	HE11	HE12	HE13	HE14	HE15	HE16	HE17	HE18	HE19	HE20	HE21	HE22	HE23	HE24	avg all/peak
CONNECTICUT	48.27	47.16	46.28	37.73	48.08	50.97	63.91	66.43	61.58	62.44	66.02	62.38	71.18	60.59	56.02	57.72	58.58	67.68	68.82	71.61	57.73	52.17	49.75	58 / 63	
NEMASSBOST	48.19	46.91	45.97	37.58	47.96	50.78	63.83	65.82	61.37	62.29	65.73	65.88	62.21	70.78	60.29	55.88	57.54	58.24	67.69	68.2	70.77	57.39	51.78	49.17	58 / 63
NEWHAMPSHIRE	47.89	46.66	45.79	37.41	47.81	50.68	63.69	65.84	61.19	61.96	65.27	65.42	61.86	70.53	60.12	55.57	57.29	58.14	67.55	68.14	70.93	57.43	51.8	49.24	58 / 62
MAINE	48.10	46.91	45.89	37.57	48.09	88.00	62.57	64.08	59.80	60.43	63.39	63.35	60.39	69.05	58.81	54.24	55.79	56.28	65.52	65.67	68.70	55.90	51.01	48.76	58 / 61
INTERNAL_HUB	48.3	47.16	46.3	37.82	48.23	51.01	63.96	66.1	61.59	62.41	65.86	66.02	62.26	70.92	60.38	55.93	57.58	58.22	67.4	68.1	70.8	57.45	51.89	49.32	58 / 63
Forecast	10.65	10.23	9.99	9.95	10.25	11.40	13.64	14.94	15.31	15.52	15.65	15.68	15.62	15.64	15.52	15.38	15.41	15.58	16.22	16.38	15.89	14.70	13.14	11.71	14 / 15
(RT) - (DA Load)	0.77	0.95	0.92	0.82	1.06	1.22	0.19	0.53	0.39	0.48	0.56	0.68	0.64	0.68	0.70	0.90	0.75	0.78	0.56	1.06	1.18	1.17	0.94	1.37	



ISO-NE Daily Report

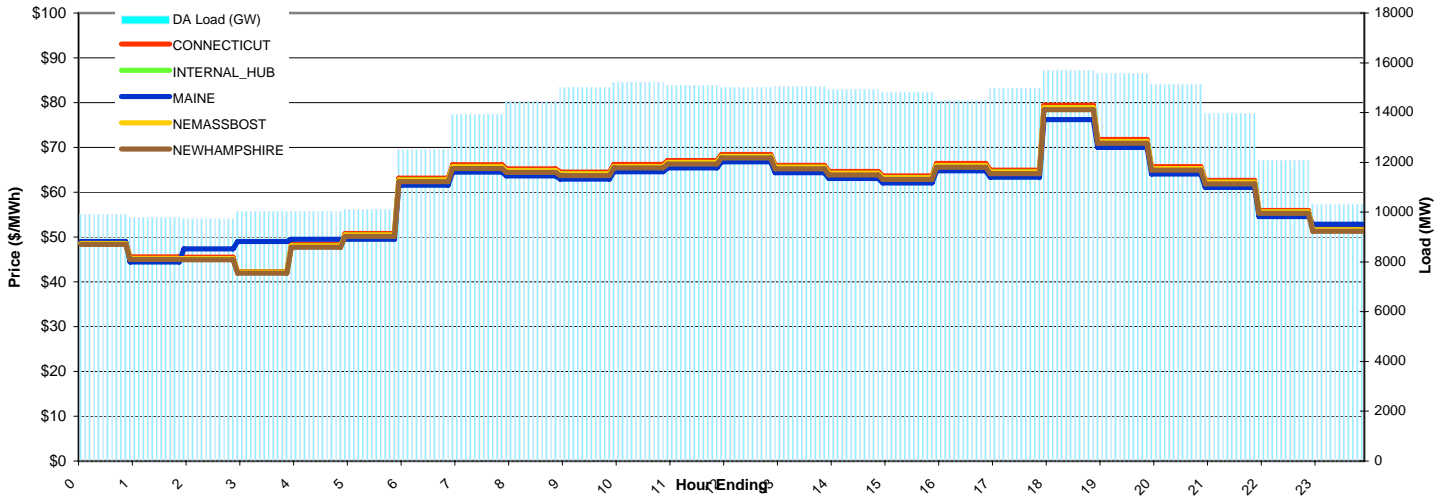
Report for 10/09/2008

Price Color Codes:



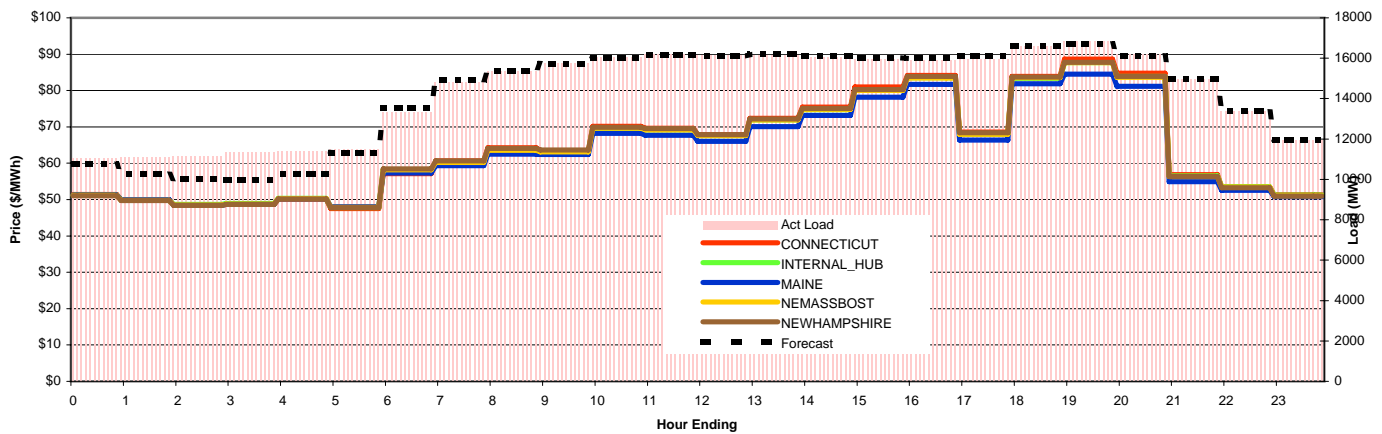
Day-Ahead Prices and Cleared Load

	HE1	HE2	HE3	HE4	HE5	HE6	HE7	HE8	HE9	HE10	HE11	HE12	HE13	HE14	HE15	HE16	HE17	HE18	HE19	HE20	HE21	HE22	HE23	HE24	avg all/peak
CONNECTICUT	48.94	45.56	45.50	42.28	48.33	50.80	63.14	66.14	65.25	64.52	66.23	67.09	68.46	66.02	64.66	63.64	66.42	64.96	79.40	71.79	65.75	62.64	55.96	51.94	61 / 66
NEMASSBOST	48.59	45.22	45.16	42.14	47.98	50.43	62.68	65.66	64.78	64.05	65.75	66.61	67.96	65.54	64.19	63.18	65.93	64.49	78.83	71.27	65.27	62.18	55.55	51.56	60 / 66
NEWHAMPSHIRE	48.34	45	44.93	41.92	47.74	50.17	62.36	65.32	64.45	63.73	65.41	66.27	67.62	65.2	63.86	62.86	65.6	64.16	78.42	70.9	64.94	61.87	55.27	51.3	60 / 65
MAINE	49.00	44.42	47.35	49.02	49.47	49.53	61.56	64.49	63.63	62.92	64.58	65.42	66.76	64.37	63.05	62.06	64.76	63.34	76.25	70.00	64.10	61.08	54.57	52.88	60 / 64
INTERNAL_HUB	48.59	45.23	45.17	42.12	47.98	50.43	62.68	65.66	64.78	64.06	65.75	66.61	67.97	65.54	64.19	63.18	65.94	64.49	78.83	71.27	65.27	62.19	55.56	51.56	60 / 66
DA Load (GW)	9.9	9.8	9.7	10.0	10.0	10.1	12.5	13.9	14.4	15.0	15.2	15.1	15.0	15.0	14.9	14.8	14.5	15.0	15.7	15.6	15.1	14.0	12.1	10.3	



Preliminary Real-Time Prices with Forecasted and Actual System Load

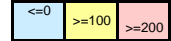
	HE1	HE2	HE3	HE4	HE5	HE6	HE7	HE8	HE9	HE10	HE11	HE12	HE13	HE14	HE15	HE16	HE17	HE18	HE19	HE20	HE21	HE22	HE23	HE24	avg all/peak
CONNECTICUT	51.43	49.88	48.43	48.68	50.12	47.56	57.12	60.66	64.27	63.38	70.19	69.60	67.91	72.37	75.41	81.00	84.13	68.59	83.89	88.62	84.74	56.88	53.55	51.36	65 / 72
NEMASSBOST	51.15	49.81	48.54	48.8	50.25	47.86	58.15	60.19	63.56	63.13	69.64	69.22	67.61	71.9	74.78	80.05	83.48	67.98	83.53	87.67	83.65	56.37	53.4	51.05	64 / 71
NEWHAMPSHIRE	51.1	49.72	48.4	48.68	50.17	47.82	58.43	60.64	64.11	63.63	69.87	69.54	67.91	72.19	75.06	80.27	83.85	68.37	83.71	87.8	83.9	56.37	53.28	50.93	64 / 71
MAINE	51.20	49.98	48.44	48.66	50.20	88.00	57.28	59.30	62.54	62.37	68.22	67.73	66.04	70.03	73.14	78.16	81.69	66.34	81.88	84.55	81.18	54.92	52.57	50.76	65 / 69
INTERNAL_HUB	51.27	49.95	48.67	48.97	50.37	47.8	58.21	60.3	63.71	63.07	69.64	69.16	67.59	71.92	74.77	80.13	83.52	67.96	83.39	87.69	83.86	56.53	53.51	51.23	64 / 71
Forecast	10.74	10.29	10.02	9.98	10.26	11.33	13.51	14.92	15.38	15.72	16.01	16.14	16.10	16.19	16.12	16.02	15.99	16.11	16.61	16.70	16.12	14.99	13.40	11.96	14 / 16
(RT) - (DA Load)	1.15	1.31	1.41	1.32	1.36	1.38	0.82	0.87	0.93	0.72	0.84	1.06	1.12	1.12	1.14	1.13	1.43	0.99	0.87	1.27	1.04	0.98	1.32	1.65	



ISO-NE Daily Report

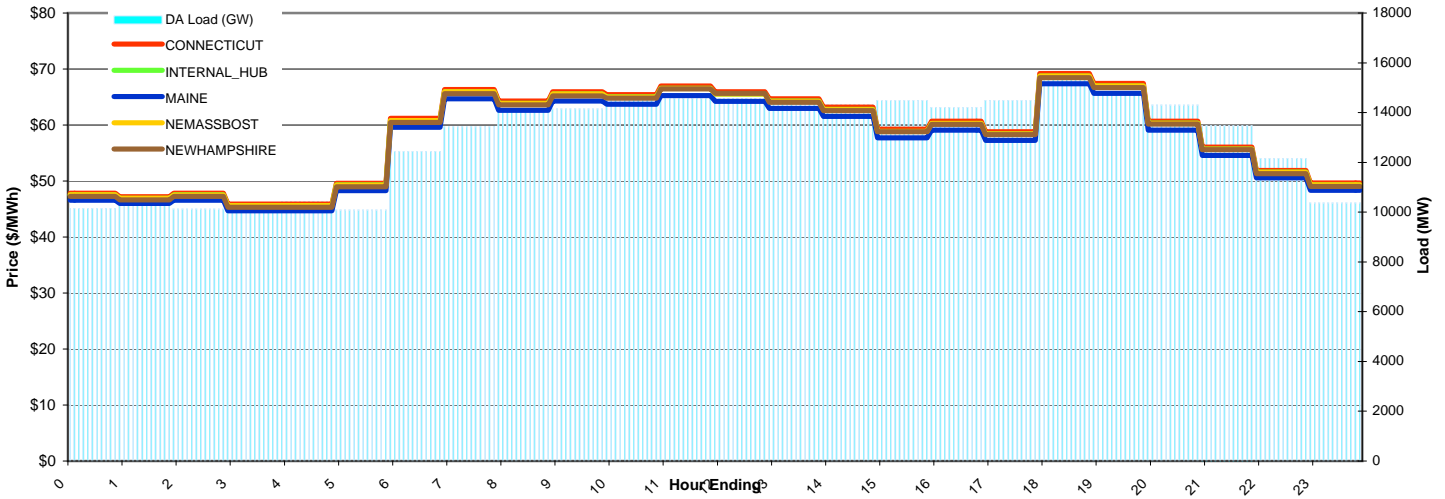
Report for 10/10/2008

Price Color Codes:



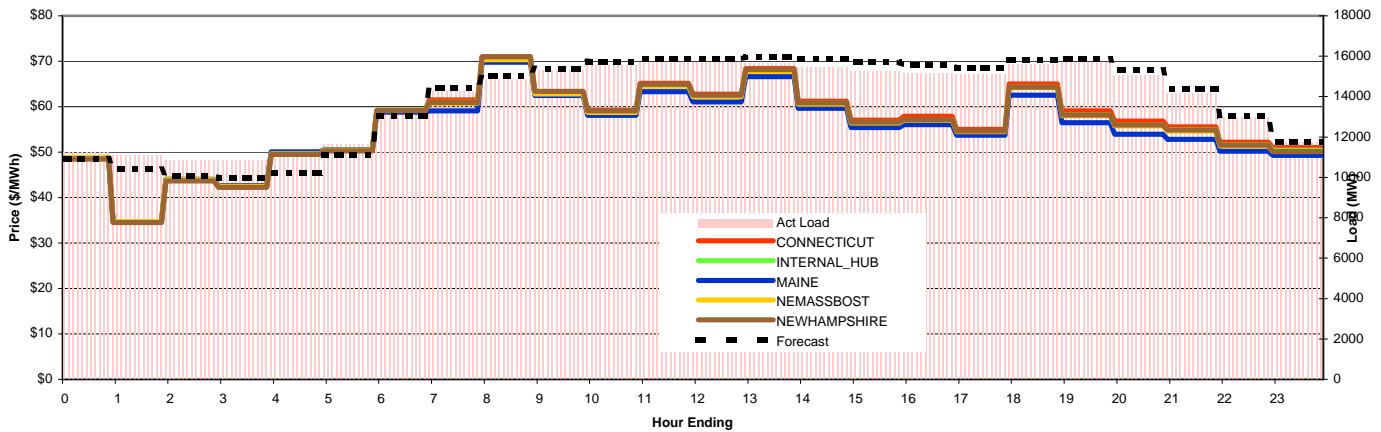
Day-Ahead Prices and Cleared Load

	HE1	HE2	HE3	HE4	HE5	HE6	HE7	HE8	HE9	HE10	HE11	HE12	HE13	HE14	HE15	HE16	HE17	HE18	HE19	HE20	HE21	HE22	HE23	HE24	avg all/peak
CONNECTICUT	47.83	47.19	47.82	45.88	45.88	49.58	61.18	66.37	64.27	65.97	65.44	66.99	65.97	64.68	63.19	59.24	60.67	58.78	69.18	67.41	60.68	56.03	51.91	49.64	58 / 63
NEMASSBOST	47.52	46.89	47.51	45.58	45.58	49.26	60.78	65.93	63.84	65.52	65	66.54	65.53	64.24	62.77	58.84	60.26	58.39	68.73	66.97	60.29	55.67	51.57	49.31	58 / 63
NEWHAMPSHIRE	47.26	46.63	47.25	45.33	45.33	48.99	60.45	65.62	63.6	65.2	64.81	66.48	65.67	64.05	62.55	58.79	60.09	58.26	68.48	66.71	60.15	55.61	51.29	49.04	58 / 62
MAINE	46.60	45.98	46.60	44.70	44.70	48.31	59.61	64.66	62.61	64.26	63.74	65.24	64.22	62.99	61.55	57.70	59.09	57.25	67.40	65.67	59.11	54.59	50.57	48.35	57 / 61
INTERNAL_HUB	47.54	46.91	47.54	45.6	45.6	49.29	60.82	65.96	63.87	65.56	65.03	66.57	65.55	64.27	62.8	58.87	60.29	58.42	68.77	67	60.32	55.69	51.59	49.34	58 / 63
DA Load (GW)	10.2	10.4	10.1	10.1	10.4	10.1	12.4	13.4	14.1	14.2	14.6	14.6	14.6	14.4	14.3	14.5	14.2	14.5	15.5	14.8	14.3	13.5	12.2	10.4	



Preliminary Real-Time Prices with Forecasted and Actual System Load

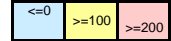
	HE1	HE2	HE3	HE4	HE5	HE6	HE7	HE8	HE9	HE10	HE11	HE12	HE13	HE14	HE15	HE16	HE17	HE18	HE19	HE20	HE21	HE22	HE23	HE24	avg all/peak
CONNECTICUT	48.55	34.59	43.83	42.42	49.50	50.32	59.23	61.45	70.96	63.25	59.22	65.11	62.78	68.36	61.18	57.04	57.90	54.98	65.02	59.09	56.80	55.59	52.20	50.99	56 / 61
NEMASSBOST	48.79	34.73	43.92	42.48	49.63	50.4	59.16	60.76	70.33	62.8	58.76	64.5	62.19	67.73	60.57	56.44	57.04	54.5	64.22	58.01	55.75	54.63	51.37	50.11	56 / 60
NEWHAMPSHIRE	48.49	34.5	43.66	42.26	49.5	50.28	59.19	60.93	70.96	63.4	59.05	64.93	62.56	68.15	60.87	56.64	57.21	54.64	64.29	58.17	55.99	54.85	51.52	50.14	56 / 60
MAINE	48.81	34.68	43.98	42.59	50.07	88.00	58.77	59.10	69.79	62.50	58.09	63.30	61.07	66.61	59.64	55.45	56.08	53.72	62.57	56.48	53.97	52.82	50.19	49.28	57 / 59
INTERNAL_HUB	48.78	34.75	43.99	42.58	49.8	50.57	59.26	60.96	70.56	62.91	58.84	64.62	62.3	67.92	60.75	56.57	57.16	54.51	64.32	58.2	55.99	54.93	51.64	50.43	56 / 60
Forecast	10.94	10.39	10.09	9.98	10.21	11.12	13.04	14.41	15.04	15.38	15.73	15.88	15.88	15.96	15.87	15.70	15.56	15.41	15.82	15.86	15.32	14.37	13.06	11.78	14 / 15
(RT) - (DA Load)	1.10	0.75	0.73	0.77	0.80	1.55	0.70	0.83	0.80	1.15	1.00	1.14	1.13	1.27	1.16	0.76	0.95	0.59	0.12	0.91	0.76	0.69	0.79	1.39	



ISO-NE Daily Report

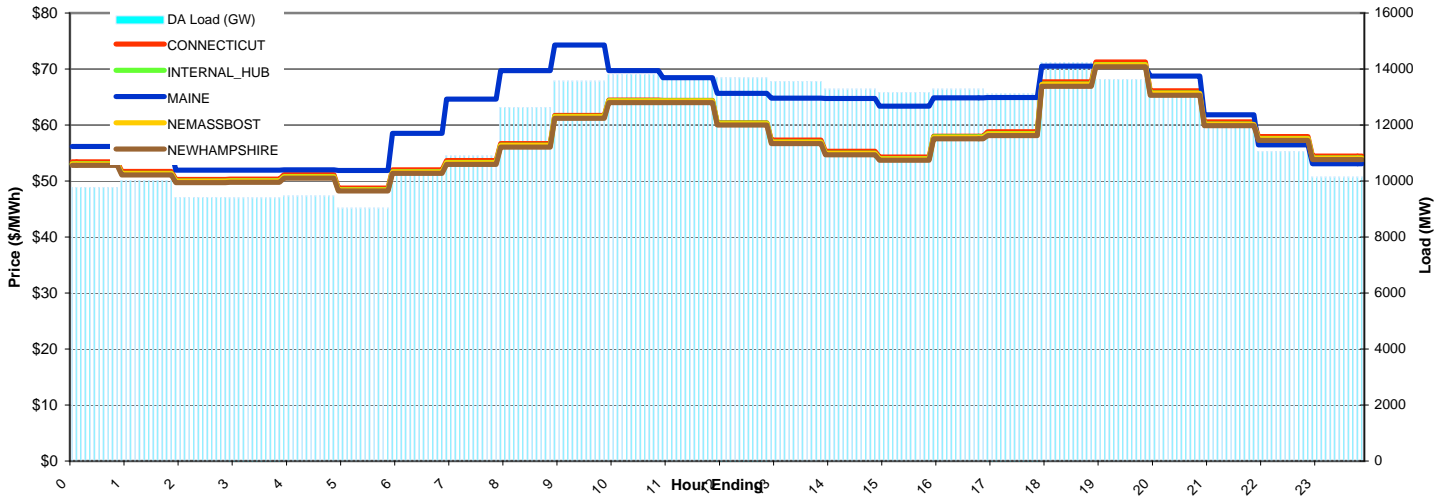
Report for 10/11/2008

Price Color Codes:



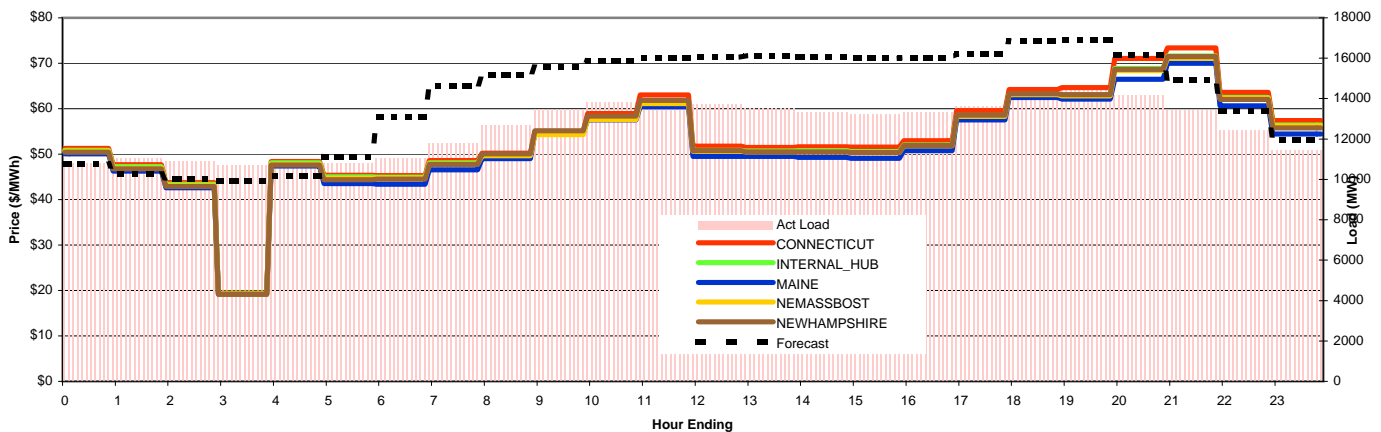
Day-Ahead Prices and Cleared Load

	HE1	HE2	HE3	HE4	HE5	HE6	HE7	HE8	HE9	HE10	HE11	HE12	HE13	HE14	HE15	HE16	HE17	HE18	HE19	HE20	HE21	HE22	HE23	HE24	avg all/peak
CONNECTICUT	53.42	51.69	50.30	50.34	51.13	48.77	51.99	53.63	56.67	61.70	64.43	64.41	60.38	57.29	55.32	54.31	57.98	58.80	67.71	71.23	66.11	60.57	57.95	54.44	58 / 61
NEMASSBOST	53.04	51.33	49.95	49.98	50.77	48.42	51.61	53.24	56.32	61.46	64.29	64.26	60.25	56.94	54.94	53.94	57.8	58.38	67.23	70.72	65.64	60.14	57.54	54.05	57 / 60
NEWHAMPSHIRE	52.81	51.1	49.72	49.76	50.54	48.21	51.38	53	56.06	61.19	64.01	63.99	60	56.68	54.69	53.7	57.55	58.11	66.93	70.41	65.34	59.87	57.28	53.81	57 / 60
MAINE	56.18	55.40	51.95	51.95	51.98	51.88	58.50	64.62	69.69	74.26	69.70	68.47	65.65	64.82	64.72	63.40	64.87	64.90	70.52	70.45	68.76	61.85	56.48	53.06	62 / 66
INTERNAL_HUB	53.1	51.38	50	50.04	50.82	48.47	51.67	53.3	56.38	61.53	64.36	64.33	60.32	57	55	54	57.86	58.44	67.3	70.8	65.71	60.2	57.6	54.11	57 / 60
DA Load (GW)	9.8	10.0	9.4	9.4	9.5	9.0	10.3	10.9	12.6	13.6	13.8	13.7	13.7	13.6	13.3	13.2	13.3	13.1	14.2	13.6	13.1	12.1	11.0	10.2	



Preliminary Real-Time Prices with Forecasted and Actual System Load

	HE1	HE2	HE3	HE4	HE5	HE6	HE7	HE8	HE9	HE10	HE11	HE12	HE13	HE14	HE15	HE16	HE17	HE18	HE19	HE20	HE21	HE22	HE23	HE24	avg all/peak
CONNECTICUT	51.28	47.66	43.70	19.42	48.41	45.36	45.25	48.60	50.20	54.97	58.91	63.01	51.79	51.47	51.60	51.53	52.95	59.61	64.23	64.67	71.09	73.39	63.62	57.38	54 / 58
NEMASSBOST	50.63	46.93	43.1	19.25	47.76	44.64	44.71	47.79	49.63	54.29	57.61	61.16	50.64	50.48	50.5	50.34	51.86	58.28	63.07	62.82	68.36	71.15	62.26	56.18	53 / 57
NEWHAMPSHIRE	50.45	46.75	42.91	19.17	47.59	44.39	44.48	47.78	50.04	55.13	58.37	61.82	50.78	50.52	50.49	50.35	51.91	58.56	63.31	63.1	68.67	71.46	62.02	55.74	53 / 57
MAINE	50.10	46.24	42.60	19.18	47.42	88.00	43.36	46.57	48.98	54.73	57.53	60.45	49.53	49.49	49.27	49.09	50.79	57.56	62.48	62.08	66.50	70.03	60.66	54.46	54 / 56
INTERNAL_HUB	50.84	47.26	43.41	19.35	48.1	44.97	44.92	48.07	49.85	54.48	57.91	61.55	50.85	50.69	50.75	50.59	52.07	58.52	63.16	62.98	68.84	71.63	62.5	56.43	53 / 57
Forecast	10.74	10.25	10.00	9.92	10.17	11.13	13.10	14.63	15.15	15.55	15.86	16.02	16.05	16.13	16.05	15.98	16.03	16.22	16.84	16.92	16.17	14.93	13.38	11.94	14 / 16
(RT) - (DA Load)	1.02	1.06	1.47	1.33	1.28	1.78	0.76	0.89	0.06	-0.11	0.03	0.22	0.06	-0.06	0.02	0.05	0.04	0.53	0.19	1.00	1.08	1.31	1.40	1.28	



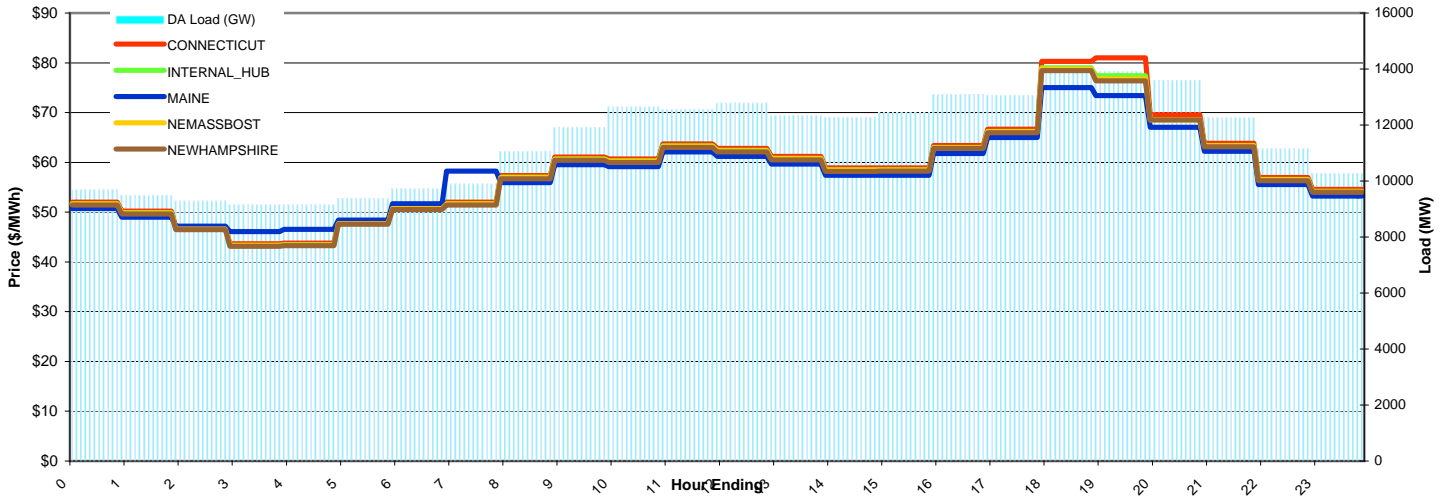
ISO-NE Daily Report

Report for 10/12/2008

Price Color Codes: ≤0 ≥100 ≥200

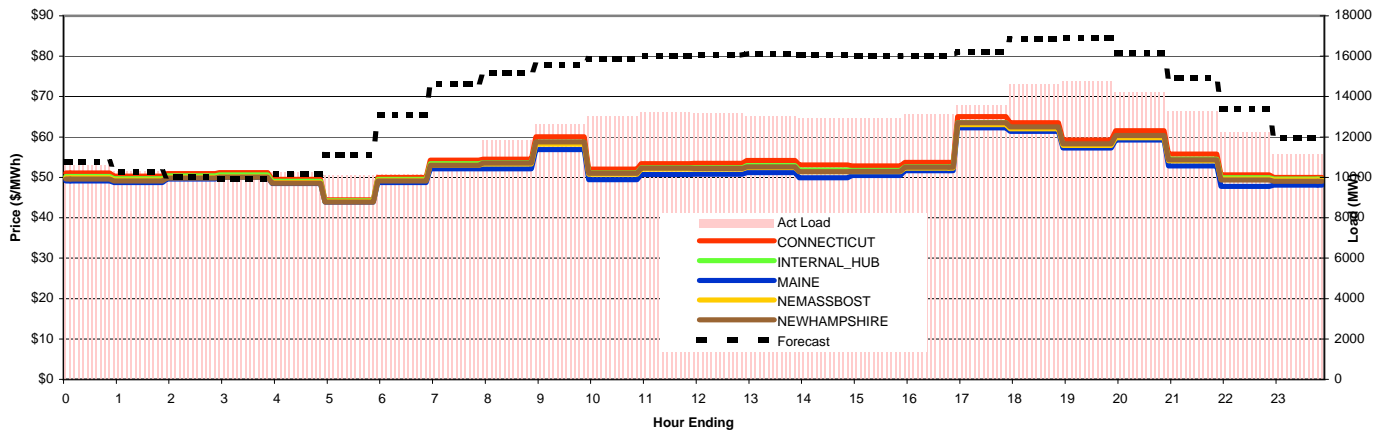
Day-Ahead Prices and Cleared Load

	HE1	HE2	HE3	HE4	HE5	HE6	HE7	HE8	HE9	HE10	HE11	HE12	HE13	HE14	HE15	HE16	HE17	HE18	HE19	HE20	HE21	HE22	HE23	HE24	avg all/peak
CONNECTICUT	51.99	50.21	46.97	43.63	43.75	48.08	51.12	52.03	57.36	61.08	60.68	63.69	62.79	61.18	58.86	58.86	63.39	66.65	80.32	81.00	69.55	63.81	56.95	54.56	59 / 64
NEMASSBOST	51.61	49.84	46.62	43.3	43.42	47.72	50.74	51.63	56.93	60.62	60.22	63.22	62.32	60.72	58.43	58.43	62.91	66.16	78.75	76.73	68.53	63.33	56.52	54.15	58 / 63
NEWHAMPSHIRE	51.42	49.66	46.45	43.14	43.26	47.55	50.55	51.44	56.72	60.4	60.01	62.99	62.1	60.5	58.21	58.23	62.79	65.97	78.41	76.39	68.53	63.13	56.33	53.97	58 / 63
MAINE	50.70	48.96	47.16	46.12	46.53	48.43	51.71	58.22	55.93	59.56	59.17	62.11	61.23	59.66	57.40	57.40	61.81	65.00	74.99	73.41	67.07	62.23	55.53	53.20	58 / 62
INTERNAL_HUB	51.67	49.9	46.68	43.36	43.47	47.78	50.8	51.7	57	60.7	60.3	63.3	62.4	60.8	58.5	58.5	62.99	66.24	79	77.4	68.58	63.41	56.59	54.22	58 / 63
DA Load (GW)	9.7	9.5	9.3	9.1	9.2	9.4	9.7	9.9	11.1	11.9	12.7	12.6	12.8	12.4	12.3	12.5	13.1	13.1	14.1	13.9	13.6	12.3	11.2	10.3	



Preliminary Real-Time Prices with Forecasted and Actual System Load

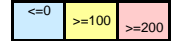
	HE1	HE2	HE3	HE4	HE5	HE6	HE7	HE8	HE9	HE10	HE11	HE12	HE13	HE14	HE15	HE16	HE17	HE18	HE19	HE20	HE21	HE22	HE23	HE24	avg all/peak
CONNECTICUT	51.09	50.32	50.98	51.20	49.49	44.47	50.01	54.26	54.53	60.09	52.05	53.42	53.50	54.17	53.05	52.84	53.71	65.04	63.52	59.28	61.56	55.76	50.65	50.03	54 / 56
NEMASSBOST	49.92	49.34	49.99	50.17	48.69	44.06	49.24	53.02	53.34	58.26	50.75	52.02	52.03	52.46	51.39	51.38	52.32	63.05	62.06	57.9	59.8	54.11	49.56	49.32	53 / 55
NEWHAMPSHIRE	49.6	49.11	49.82	50.05	48.56	43.89	49.1	52.97	53.52	58.82	51.01	52.27	52.18	52.57	51.4	51.48	52.53	63.57	62.49	58.31	60.36	54.33	49.32	49.02	53 / 55
MAINE	49.10	48.69	49.56	50.03	48.46	88.00	48.69	52.11	52.15	56.89	49.41	50.69	50.81	51.20	49.91	50.48	51.63	62.31	61.37	57.27	59.28	52.83	47.78	48.09	54 / 54
INTERNAL_HUB	50.24	49.66	50.35	50.62	49.05	44.21	49.48	53.4	53.66	58.67	51.07	52.37	52.38	52.89	51.79	51.71	52.63	63.5	62.25	57.99	60.03	54.5	49.91	49.56	53 / 55
Forecast	10.74	10.25	10.00	9.92	10.17	11.13	13.10	14.63	15.15	15.55	15.86	16.02	16.05	16.13	16.05	15.98	16.03	16.22	16.84	16.92	16.17	14.93	13.38	11.94	14 / 16
(RT) - (DA Load)	0.91	0.81	0.90	1.14	1.12	0.74	0.44	0.88	0.77	0.75	0.41	0.65	0.41	0.70	0.65	0.46	0.02	0.52	0.49	0.83	0.62	1.01	1.06	0.89	



ISO-NE Daily Report

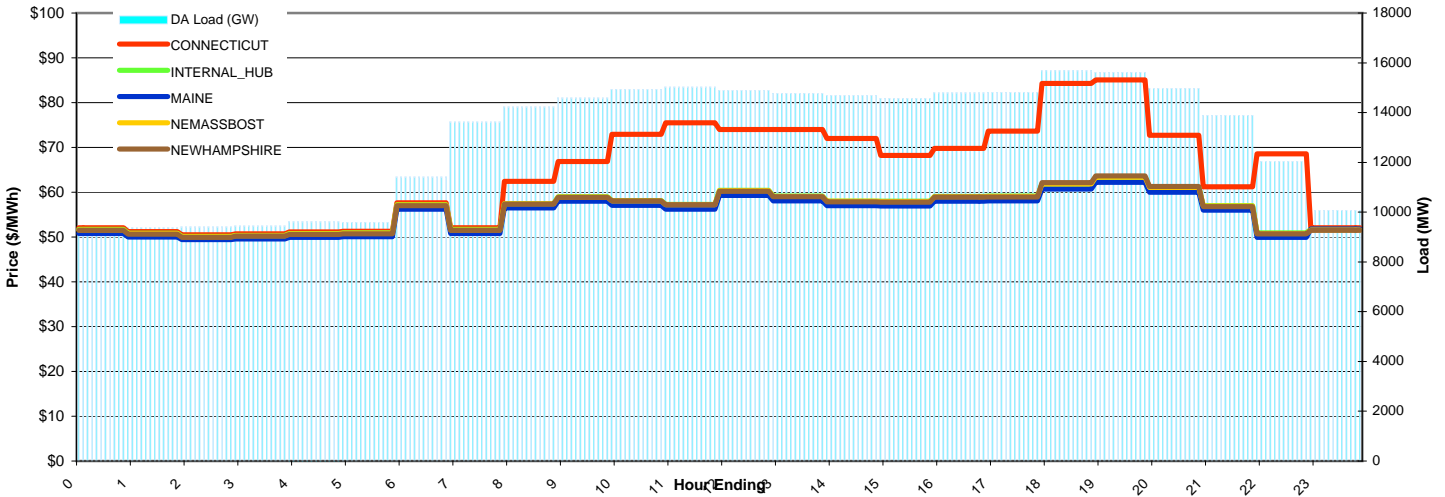
Report for 10/13/2008

Price Color Codes:



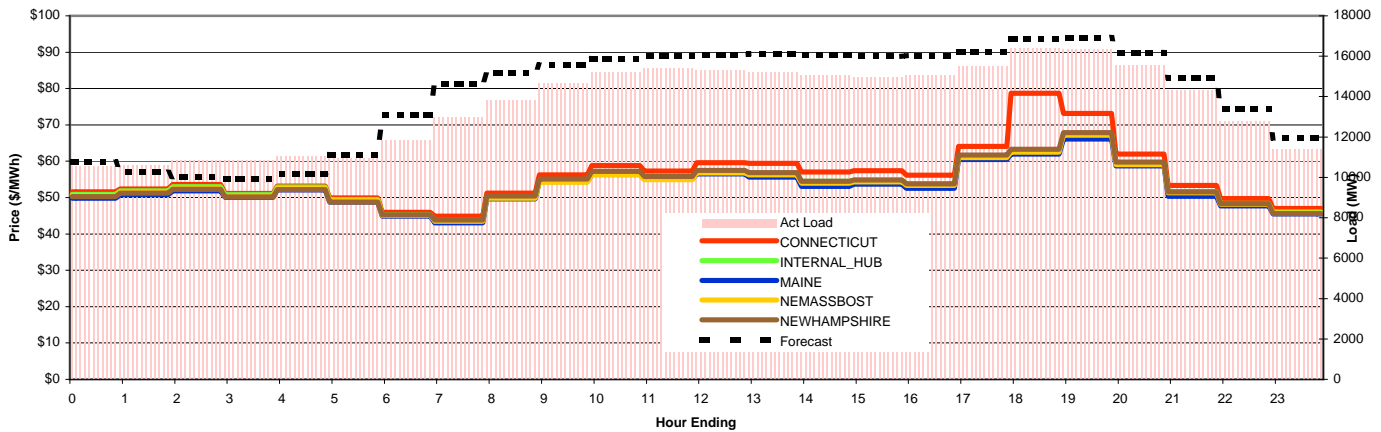
Day-Ahead Prices and Cleared Load

	HE1	HE2	HE3	HE4	HE5	HE6	HE7	HE8	HE9	HE10	HE11	HE12	HE13	HE14	HE15	HE16	HE17	HE18	HE19	HE20	HE21	HE22	HE23	HE24	avg all/peak
CONNECTICUT	52.06	51.22	50.51	50.74	51.17	51.32	57.64	52.06	62.45	66.85	72.95	75.52	74.00	74.00	72.00	68.21	69.82	73.63	84.26	85.06	72.72	61.21	68.56	52.06	65 / 71
NEMASSBOST	51.59	50.77	50.06	50.29	50.71	50.86	57.13	51.59	57.42	58.96	58.07	57.23	60.36	59.07	57.97	57.93	59.01	59.07	61.83	63.36	61.04	56.91	50.81	51.59	56 / 58
NEWHAMPSHIRE	51.48	50.66	49.95	50.18	50.6	50.75	57	51.48	57.37	58.88	58.08	57.21	60.21	59	57.85	57.79	58.91	58.94	62.15	63.65	61.27	56.78	50.69	51.48	56 / 58
MAINE	50.77	50.00	49.43	49.60	49.96	50.05	56.21	50.77	56.48	57.98	57.07	56.22	59.32	58.05	56.97	56.95	58.01	58.05	60.72	62.22	60.00	55.98	49.91	51.77	55 / 57
INTERNAL_HUB	51.69	50.87	50.16	50.39	50.81	50.96	57.24	51.69	57.46	59.02	58.11	57.29	60.44	59.14	58.02	57.98	59.07	59.12	61.81	63.33	61.1	57.02	50.92	51.7	56 / 58
DA Load (GW)	9.3	9.4	9.4	9.4	9.6	9.6	11.4	13.6	14.2	14.6	14.9	15.0	14.9	14.8	14.7	14.6	14.8	14.8	15.7	15.6	15.0	13.9	12.0	10.1	



Preliminary Real-Time Prices with Forecasted and Actual System Load

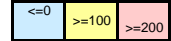
	HE1	HE2	HE3	HE4	HE5	HE6	HE7	HE8	HE9	HE10	HE11	HE12	HE13	HE14	HE15	HE16	HE17	HE18	HE19	HE20	HE21	HE22	HE23	HE24	avg all/peak
CONNECTICUT	51.62	52.40	53.57	51.17	53.20	49.89	45.97	44.90	51.24	56.27	58.84	57.29	59.60	59.38	57.00	57.43	56.12	64.10	78.70	73.16	62.01	53.32	49.76	46.99	56 / 59
NEMASSBOST	50.53	51.43	52.5	50.33	52.43	49.17	45.11	43.51	49.79	54.23	56.33	54.94	56.77	56.22	53.93	54.31	53.32	61.01	62.52	67.18	59.09	51.29	48.16	45.76	53 / 55
NEWHAMPSHIRE	50.24	51.21	52.33	50.22	52.23	48.79	45.21	43.88	50.41	55.09	57.19	55.77	57.51	56.91	54.5	54.88	53.81	61.75	63.29	67.89	59.8	51.59	48.37	45.58	54 / 56
MAINE	49.79	50.78	51.89	50.11	52.15	88.00	44.86	43.06	49.68	54.38	56.33	55.10	56.49	55.60	53.06	53.70	52.56	60.48	62.00	66.13	58.71	50.39	47.70	45.51	55 / 55
INTERNAL_HUB	50.9	51.84	53.03	50.82	52.88	49.46	45.27	43.77	50.04	54.56	56.7	55.25	57.18	56.73	54.45	54.84	53.78	61.49	62.87	67.57	59.48	51.66	48.45	46.04	54 / 56
Forecast	10.74	10.25	10.00	9.92	10.17	11.13	13.10	14.63	15.15	15.55	15.86	16.02	16.05	16.13	16.05	15.98	16.03	16.22	16.84	16.92	16.17	14.93	13.38	11.94	14 / 16
(RT) - (DA Load)	1.28	1.21	1.45	1.42	1.46	1.37	0.42	-0.65	-0.42	0.09	0.28	0.36	0.43	0.44	0.37	0.37	0.27	0.69	0.71	0.73	0.57	0.43	0.73	1.33	



ISO-NE Daily Report

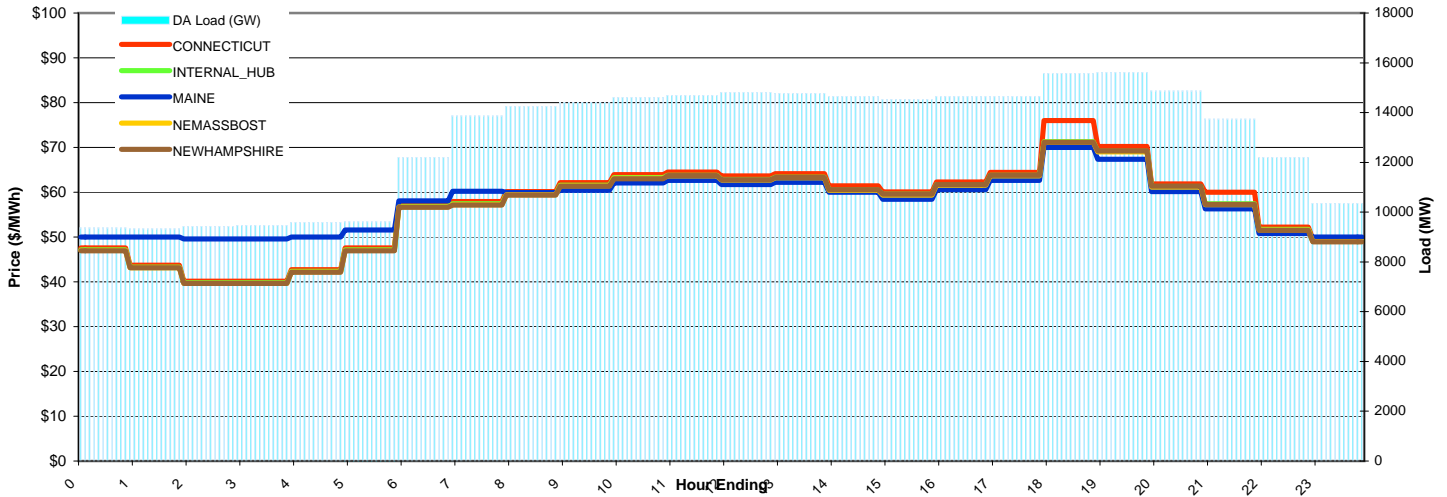
Report for 10/14/2008

Price Color Codes:



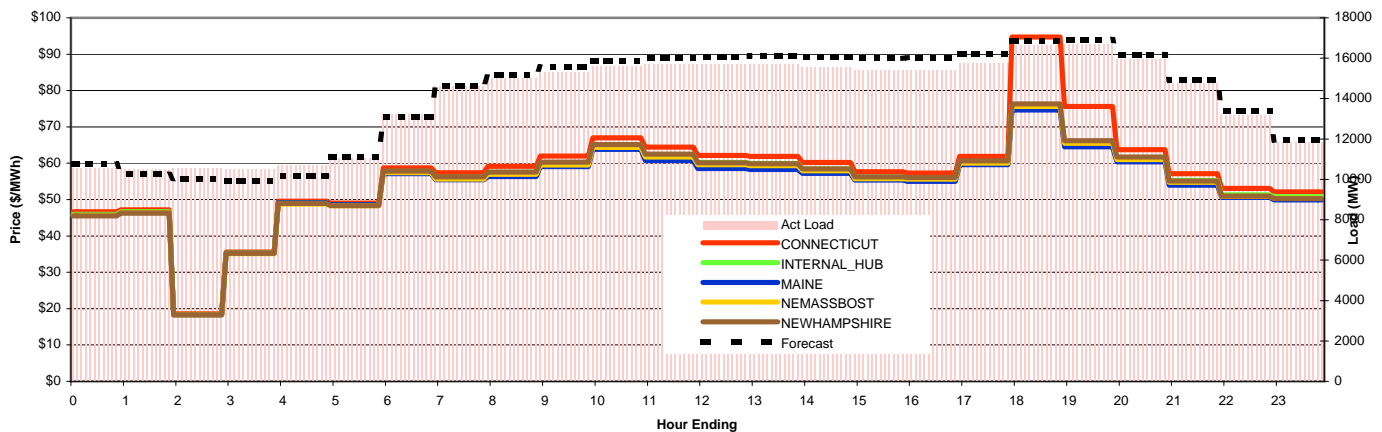
Day-Ahead Prices and Cleared Load

	HE1	HE2	HE3	HE4	HE5	HE6	HE7	HE8	HE9	HE10	HE11	HE12	HE13	HE14	HE15	HE16	HE17	HE18	HE19	HE20	HE21	HE22	HE23	HE24	avg all/peak
CONNECTICUT	47.56	43.70	40.15	40.15	42.73	47.57	57.41	57.93	60.17	62.16	63.95	64.51	63.65	64.15	61.44	60.09	62.29	64.40	76.00	70.20	61.87	60.00	52.20	49.57	57 / 63
NEMASSBOST	46.99	43.17	39.66	39.66	42.22	47	56.73	57.24	59.46	61.43	63.11	63.64	62.68	63.2	60.4	59.38	61.56	63.64	71.16	69.02	61.14	57.24	51.59	48.98	56 / 62
NEWHAMPSHIRE	46.94	43.12	39.61	39.61	42.17	46.94	56.66	57.17	59.39	61.36	63.03	63.71	62.82	63.32	60.58	59.59	61.73	63.78	71.16	69.19	61.39	57.26	51.53	48.92	56 / 62
MAINE	50.00	50.00	49.59	49.59	50.00	51.57	58.04	60.23	59.96	60.46	62.10	62.63	61.68	62.19	60.01	58.43	60.58	62.63	70.00	67.36	60.17	56.32	50.80	50.00	58 / 61
INTERNAL_HUB	47.13	43.3	39.78	39.78	42.34	47.14	56.89	57.4	59.62	61.6	63.27	63.8	62.83	63.35	60.52	59.54	61.72	63.81	71.32	69.17	61.31	57.4	51.73	49.11	56 / 62
DA Load (GW)	9.4	9.3	9.4	9.5	9.6	9.6	12.2	13.9	14.2	14.4	14.6	14.7	14.8	14.8	14.7	14.5	14.6	14.6	15.6	15.6	14.9	13.7	12.2	10.4	



Preliminary Real-Time Prices with Forecasted and Actual System Load

	HE1	HE2	HE3	HE4	HE5	HE6	HE7	HE8	HE9	HE10	HE11	HE12	HE13	HE14	HE15	HE16	HE17	HE18	HE19	HE20	HE21	HE22	HE23	HE24	avg all/peak
CONNECTICUT	46.69	47.21	18.55	35.55	49.53	49.05	58.72	57.43	59.18	62.00	67.01	64.41	62.13	61.90	60.24	57.67	57.29	61.86	94.75	75.63	63.71	57.16	53.12	52.15	57 / 63
NEMASSBOST	45.7	46.4	18.3	35.15	48.78	48.29	57.38	55.67	56.93	59.55	64.35	61.75	59.6	59.34	57.95	55.74	55.59	60	75.62	65.49	61.01	54.77	50.87	50.39	54 / 60
NEWHAMPSHIRE	45.53	46.34	18.28	35.17	48.91	48.37	57.81	56.22	57.54	60.28	65.14	62.48	60.1	59.83	58.49	56.21	56.03	60.62	76.34	66.18	61.67	55.14	51.01	50.26	55 / 60
MAINE	45.71	46.36	18.28	35.23	49.11	88.00	57.11	55.49	56.38	59.03	63.82	60.78	58.51	58.30	57.20	55.38	55.05	59.59	74.61	64.56	60.39	53.97	50.60	49.95	56 / 59
INTERNAL_HUB	45.98	46.69	18.41	35.34	49.1	48.54	57.77	56.15	57.52	60.16	65.01	62.42	60.19	59.94	58.46	56.15	55.91	60.32	76.01	65.89	61.44	55.28	51.32	50.77	55 / 60
Forecast	10.74	10.25	10.00	9.92	10.17	11.13	13.10	14.63	15.15	15.55	15.86	16.02	16.05	16.13	16.05	15.98	16.03	16.22	16.84	16.92	16.17	14.93	13.38	11.94	14 / 16
(RT) - (DA Load)	1.19	1.19	1.13	1.02	1.13	1.46	1.01	0.73	0.77	0.88	0.99	1.01	0.90	0.94	0.90	0.90	0.78	1.11	1.07	1.07	1.06	1.01	1.00	1.47	



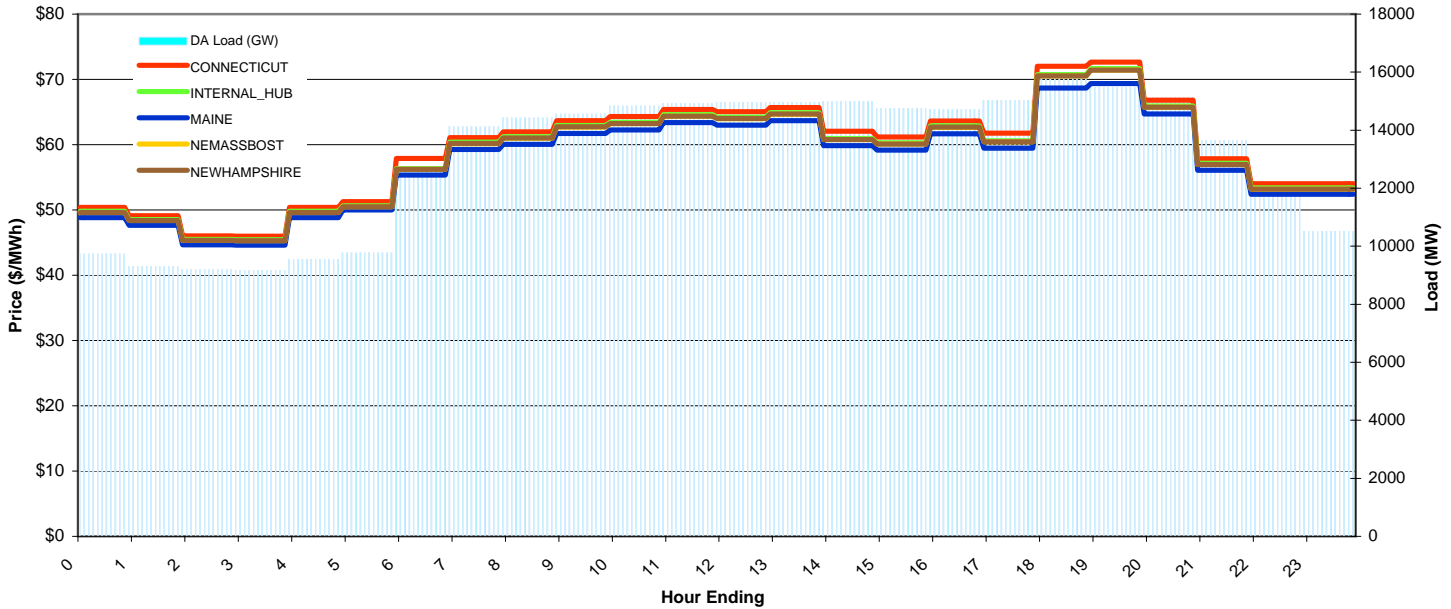
ISO-NE Daily Report

Report for 10/15/2008

Price Color Codes: <=0 >=100 >=200

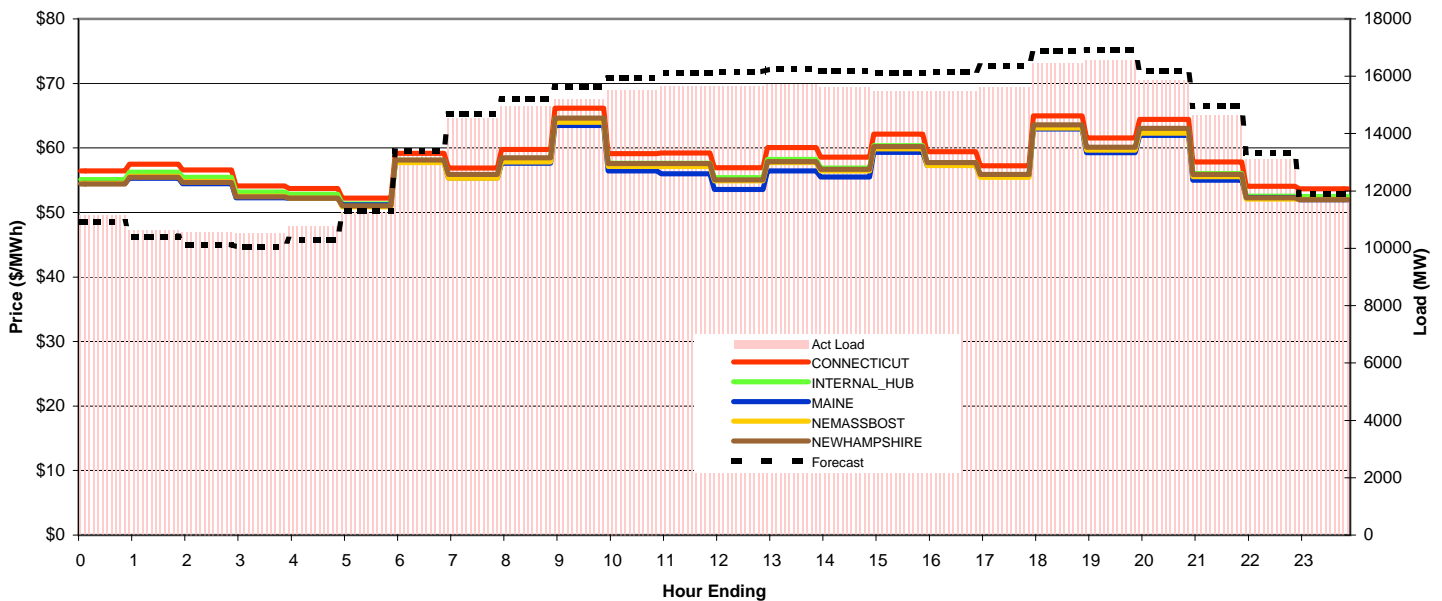
Day-Ahead Prices and Cleared Load

	HE1	HE2	HE3	HE4	HE5	HE6	HE7	HE8	HE9	HE10	HE11	HE12	HE13	HE14	HE15	HE16	HE17	HE18	HE19	HE20	HE21	HE22	HE23	HE24	avg all/peak
CONNECTICUT	50.37	49.13	46.04	45.99	50.37	51.27	57.91	61.10	61.95	63.69	64.31	65.37	65.06	65.70	62.04	61.19	63.64	61.76	72.00	72.65	66.82	57.83	54.03	54.03	59 / 64
NEMASSBOST	49.6	48.38	45.34	45.29	49.6	50.49	56.22	60.17	61	62.71	63.23	64.37	63.99	64.67	60.77	60.11	62.66	60.43	70.55	71.44	65.72	56.94	53.2	53.2	58 / 63
NEWHAMPSHIRE	49.62	48.39	45.35	45.3	49.62	50.5	56.21	60.18	61.02	62.73	63.24	64.38	64	64.69	60.78	60.12	62.68	60.43	70.55	71.44	65.73	56.96	53.21	53.21	58 / 63
MAINE	48.84	47.64	44.65	44.60	48.84	50.00	55.34	59.25	60.06	61.74	62.25	63.37	63.00	63.67	59.83	59.18	61.69	59.48	68.68	69.37	64.70	56.06	52.39	52.39	57 / 62
INTERNAL_HUB	49.78	48.55	45.5	45.45	49.78	50.66	56.34	60.38	61.21	62.93	63.44	64.59	64.2	64.9	60.94	60.3	62.88	60.59	70.74	71.66	65.94	57.14	53.39	53.39	59 / 63
DA Load (GW)	9.7	9.3	9.2	9.2	9.6	9.8	12.7	14.1	14.4	14.6	14.8	14.9	15.0	15.0	15.0	14.7	14.7	15.0	16.0	15.5	15.1	13.7	11.9	10.5	



Preliminary Real-Time Prices with Forecasted and Actual System Load

	HE1	HE2	HE3	HE4	HE5	HE6	HE7	HE8	HE9	HE10	HE11	HE12	HE13	HE14	HE15	HE16	HE17	HE18	HE19	HE20	HE21	HE22	HE23	HE24	avg all/peak
CONNECTICUT	56.46	57.49	56.58	54.09	53.69	52.24	59.16	56.90	59.78	66.17	59.14	59.23	56.95	60.07	58.59	62.15	59.40	57.24	64.96	61.57	64.41	57.85	54.06	53.65	58 / 60
NEMASSBOST	54.53	55.61	54.78	52.53	52.24	50.91	57.71	55.29	57.82	63.99	57.16	57.16	54.92	57.71	56.44	59.86	57.3	55.43	63.11	59.66	62.29	55.53	52.07	52.05	57 / 58
NEWHAMPSHIRE	54.43	55.46	54.66	52.42	52.25	51.04	58.11	55.9	58.49	64.61	57.58	57.57	55.05	57.9	56.67	60.2	57.71	55.88	63.57	60.09	63.04	55.91	52.28	51.96	57 / 58
MAINE	54.49	55.32	54.45	52.27	52.20	88.00	57.78	55.36	57.64	63.48	56.44	55.98	53.54	56.45	55.49	59.30	57.27	55.67	62.94	59.25	61.97	54.99	52.32	51.97	58 / 57
INTERNAL_HUB	55.12	56.26	55.45	53.15	52.82	51.32	58.1	55.67	58.38	64.59	57.61	57.64	55.38	58.25	56.88	60.36	57.75	55.76	63.35	59.91	62.69	56.04	52.53	52.48	57 / 58
Forecast	10.93	10.41	10.13	10.05	10.30	11.31	13.39	14.69	15.20	15.62	15.92	16.10	16.16	16.24	16.19	16.11	16.15	16.35	16.90	16.92	16.18	14.95	13.33	11.89	14 / 16
(RT) - (DA Load)	1.40	1.33	1.36	1.36	1.21	1.47	0.56	0.41	0.52	0.64	0.69	0.74	0.67	0.75	0.60	0.73	0.75	0.58	0.48	1.07	0.71	0.98	1.21	1.22	



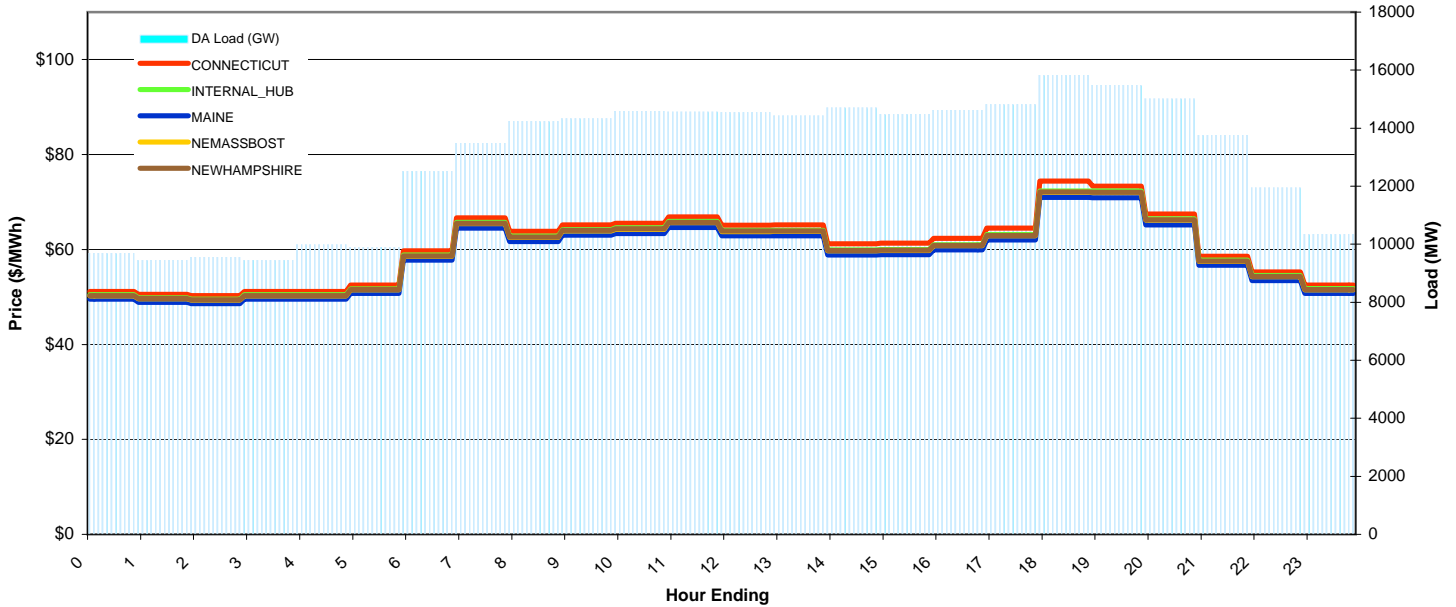
ISO-NE Daily Report

Report for 10/16/2008

Price Color Codes: <=0 >=100 >=200

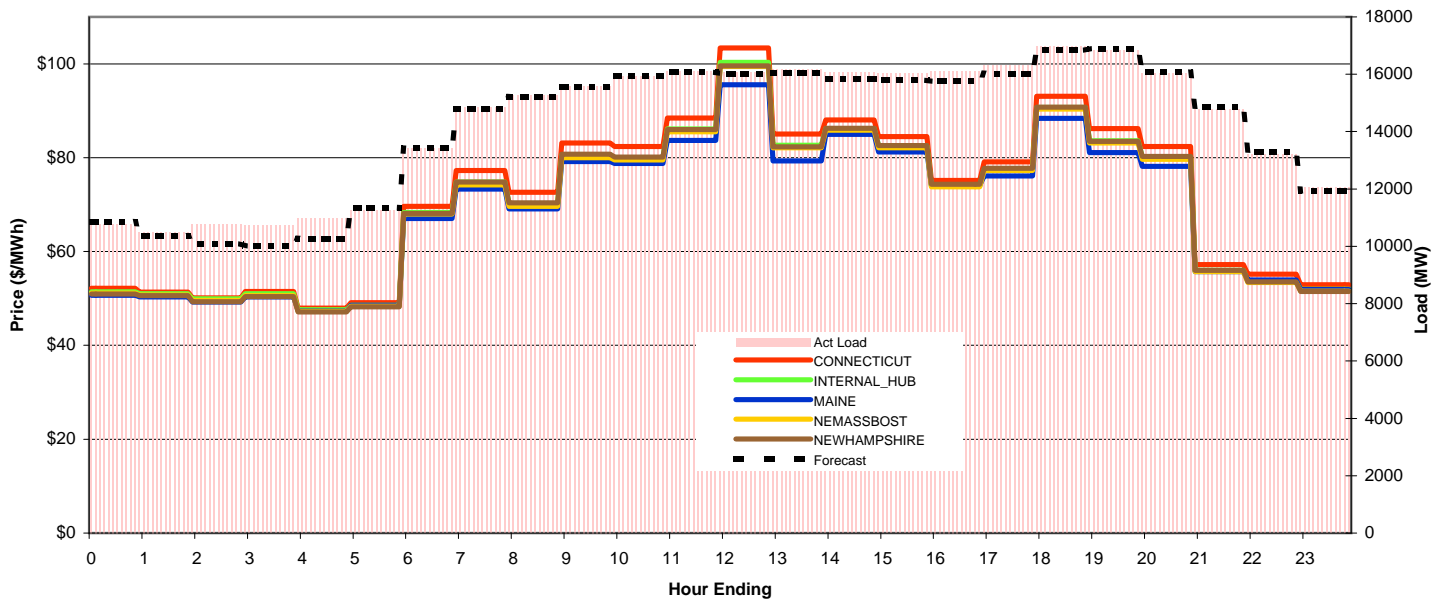
Day-Ahead Prices and Cleared Load

	HE1	HE2	HE3	HE4	HE5	HE6	HE7	HE8	HE9	HE10	HE11	HE12	HE13	HE14	HE15	HE16	HE17	HE18	HE19	HE20	HE21	HE22	HE23	HE24	avg all/peak
CONNECTICUT	51.19	50.52	50.28	51.19	51.19	52.48	59.71	66.66	63.80	65.15	65.53	66.86	65.12	65.15	61.20	61.35	62.34	64.52	74.43	73.34	67.44	58.59	55.27	52.50	61 / 65
NEMASSBOST	50.23	49.58	49.34	50.23	50.23	51.5	58.59	65.42	62.55	63.92	64.26	65.62	63.78	63.8	59.7	59.79	60.8	62.89	72.03	71.98	66.19	57.5	54.25	51.52	59 / 63
NEWHAMPSHIRE	50.3	49.65	49.41	50.3	50.3	51.57	58.67	65.51	62.64	64.01	64.35	65.71	63.87	63.88	59.77	59.87	60.88	62.97	72.14	72.08	66.28	57.58	54.32	51.59	59 / 63
MAINE	49.51	48.87	48.63	49.51	49.51	50.76	57.75	64.48	61.65	63.00	63.33	64.67	62.86	62.87	58.83	58.92	59.92	61.98	71.00	70.94	65.20	56.67	53.46	50.78	59 / 62
INTERNAL_HUB	50.46	49.8	49.56	50.46	50.46	51.73	58.85	65.71	62.82	64.2	64.54	65.91	64.05	64.06	59.91	60	61.02	63.13	72.33	72.31	66.49	57.77	54.5	51.76	60 / 64
DA Load (GW)	9.7	9.4	9.6	9.4	10.0	9.9	12.5	13.5	14.2	14.3	14.6	14.6	14.5	14.4	14.7	14.5	14.6	14.8	15.8	15.5	15.0	13.8	11.9	10.3	



Preliminary Real-Time Prices with Forecasted and Actual System Load

	HE1	HE2	HE3	HE4	HE5	HE6	HE7	HE8	HE9	HE10	HE11	HE12	HE13	HE14	HE15	HE16	HE17	HE18	HE19	HE20	HE21	HE22	HE23	HE24	avg all/peak
CONNECTICUT	52.18	51.35	50.13	51.51	47.97	49.10	69.64	77.26	72.62	83.13	82.37	88.48	103.41	85.04	88.01	84.49	75.17	79.10	93.08	86.21	82.36	57.20	55.14	52.95	72 / 81
NEMASSBOST	51.16	50.74	49.57	50.59	47.27	48.33	67.98	74.22	69.63	79.97	79.55	85.55	99.46	82.13	85.89	82.12	73.81	77.25	90.35	83.12	79.63	55.71	53.4	51.53	70 / 78
NEWHAMPSHIRE	50.96	50.63	49.32	50.39	47.1	48.24	68.12	74.8	70.37	80.72	80.14	86.02	99.54	82.31	86.25	82.56	74.36	77.75	90.74	83.45	80.25	56	53.56	51.51	70 / 79
MAINE	50.70	50.32	49.26	50.31	47.31	48.00	67.04	73.32	69.05	79.16	78.74	83.70	95.57	79.32	84.98	81.24	74.11	76.11	88.37	81.06	78.18	55.71	53.92	51.87	70 / 77
INTERNAL_HUB	51.45	50.99	49.9	51.02	47.57	48.53	68.34	74.8	70.26	80.6	80.02	86.15	100.3	82.65	86.21	82.51	73.94	77.51	90.7	83.6	80.13	56.01	53.83	51.96	70 / 79
Forecast	10.86	10.36	10.09	10.01	10.27	11.33	13.42	14.77	15.22	15.56	15.95	16.07	16.03	16.04	15.83	15.79	15.76	16.02	16.84	16.89	16.07	14.84	13.29	11.93	14 / 16
(RT) - (DA Load)	1.09	1.06	1.21	1.28	0.98	1.32	0.88	1.35	1.02	1.27	1.32	1.54	1.54	1.74	1.36	1.56	1.50	1.49	1.15	1.37	1.03	1.03	1.27	1.73	



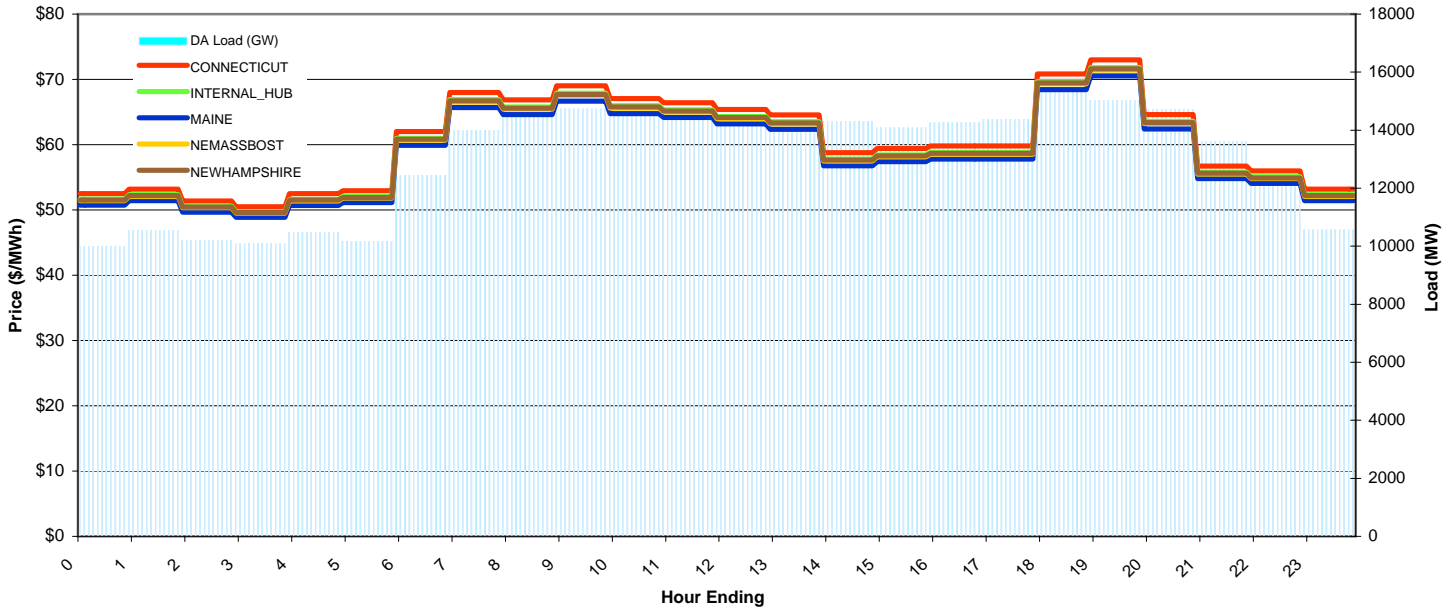
ISO-NE Daily Report

Report for 10/17/2008

Price Color Codes: <=0 >=100 >=200

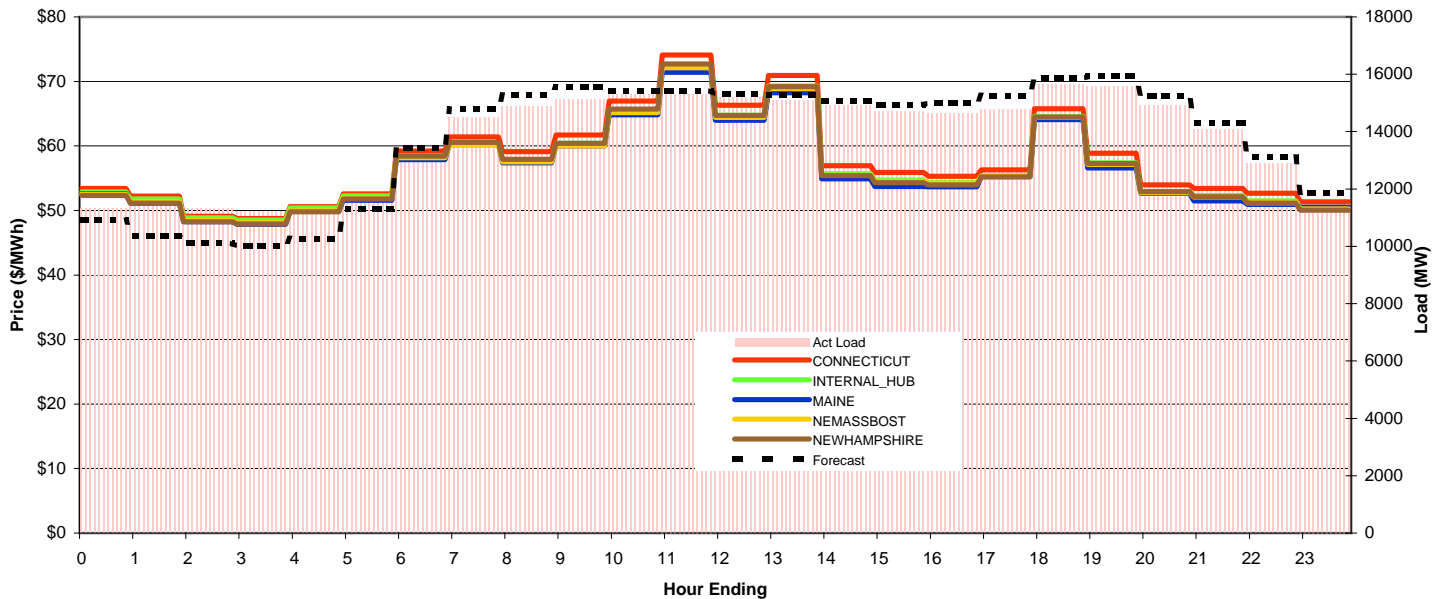
Day-Ahead Prices and Cleared Load

	HE1	HE2	HE3	HE4	HE5	HE6	HE7	HE8	HE9	HE10	HE11	HE12	HE13	HE14	HE15	HE16	HE17	HE18	HE19	HE20	HE21	HE22	HE23	HE24	avg all/peak
CONNECTICUT	52.52	53.18	51.37	50.47	52.49	52.93	62.00	68.00	66.87	69.03	67.05	66.42	65.39	64.56	58.76	59.39	59.80	59.79	70.81	73.00	64.61	56.72	55.99	53.20	61 / 64
NEMASSBOST	51.4	52.06	50.32	49.5	51.37	51.79	60.67	66.54	65.44	67.56	65.61	65	63.99	63.18	57.5	58.12	58.52	58.51	69.3	71.44	63.23	55.51	54.79	52.06	59 / 63
NEWHAMPSHIRE	51.52	52.19	50.45	49.62	51.5	51.92	60.82	66.71	65.6	67.72	65.77	65.16	64.15	63.33	57.65	58.26	58.67	58.66	69.47	71.61	63.38	55.64	54.92	52.19	59 / 63
MAINE	50.74	51.40	49.68	48.87	50.71	51.13	59.90	65.70	64.61	66.69	64.77	64.17	63.18	62.37	56.77	57.38	57.78	57.77	68.41	70.53	62.42	54.80	54.09	51.40	59 / 62
INTERNAL_HUB	51.67	52.33	50.58	49.75	51.64	52.07	60.99	66.9	65.79	67.91	65.96	65.34	64.33	63.51	57.81	58.42	58.83	58.82	69.66	71.81	63.56	55.8	55.08	52.34	60 / 63
DA Load (GW)	10.0	10.5	10.2	10.1	10.5	10.2	12.4	14.0	14.5	14.7	14.8	14.6	14.5	14.3	14.3	14.1	14.3	14.4	15.3	15.0	14.7	13.6	12.3	10.6	



Preliminary Real-Time Prices with Forecasted and Actual System Load

	HE1	HE2	HE3	HE4	HE5	HE6	HE7	HE8	HE9	HE10	HE11	HE12	HE13	HE14	HE15	HE16	HE17	HE18	HE19	HE20	HE21	HE22	HE23	HE24	avg all/peak
CONNECTICUT	53.44	52.23	49.09	48.74	50.58	52.59	59.24	61.40	59.11	61.69	66.97	74.10	66.29	70.94	56.94	55.91	55.30	56.29	65.79	58.85	53.96	53.43	52.66	51.33	58 / 61
NEMASSBOST	52.54	51.32	48.44	48.1	49.94	51.93	58.2	60.18	57.54	60.03	65.16	72.13	64.42	68.89	55.44	54.5	54.19	55.23	64.42	57.14	52.77	52.09	51.16	50.24	57 / 59
NEWHAMPSHIRE	52.34	51.13	48.26	47.91	49.79	51.79	58.43	60.54	57.94	60.41	65.7	72.69	64.71	69.18	55.39	54.32	53.97	55.22	64.48	57.29	52.91	52.11	51.12	50.06	57 / 59
MAINE	52.60	51.13	48.28	47.88	49.83	51.93	58.43	60.20	57.39	60.00	64.84	71.40	63.96	68.27	54.91	53.72	53.68	55.27	64.09	56.58	52.68	51.48	50.96	50.48	58 / 59
INTERNAL_HUB	52.85	51.79	48.86	48.52	50.37	52.26	58.45	60.36	57.89	60.41	65.56	72.5	64.79	69.3	55.71	54.72	54.33	55.36	64.6	57.4	52.92	52.33	51.49	50.42	57 / 59
Forecast	10.90	10.35	10.10	10.01	10.27	11.32	13.43	14.79	15.28	15.55	15.41	15.42	15.30	15.27	15.08	14.94	15.00	15.25	15.86	15.92	15.25	14.30	13.11	11.86	14 / 15
(RT) - (DA Load)	1.33	1.00	1.13	1.13	0.97	1.65	0.93	0.49	0.36	0.37	0.46	0.72	0.66	0.78	0.59	0.61	0.36	0.39	0.32	0.53	0.19	0.47	0.65	1.09	



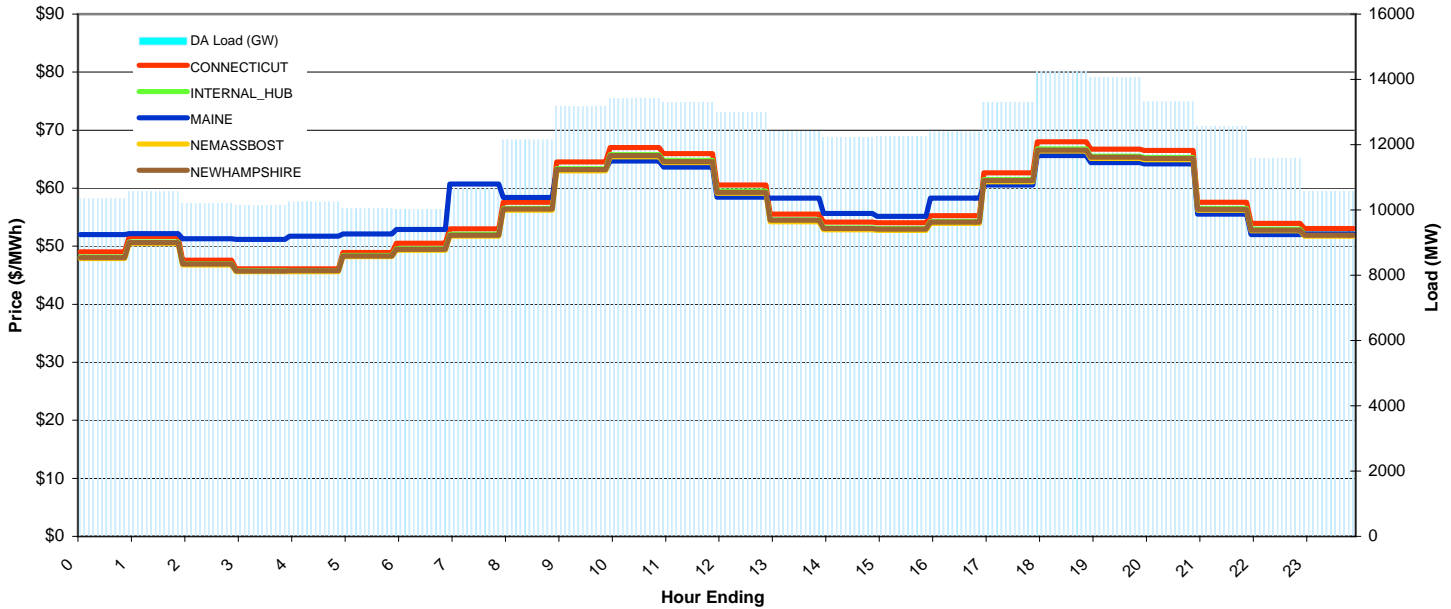
ISO-NE Daily Report

Report for 10/18/2008

Price Color Codes: <=0 >=100 >=200

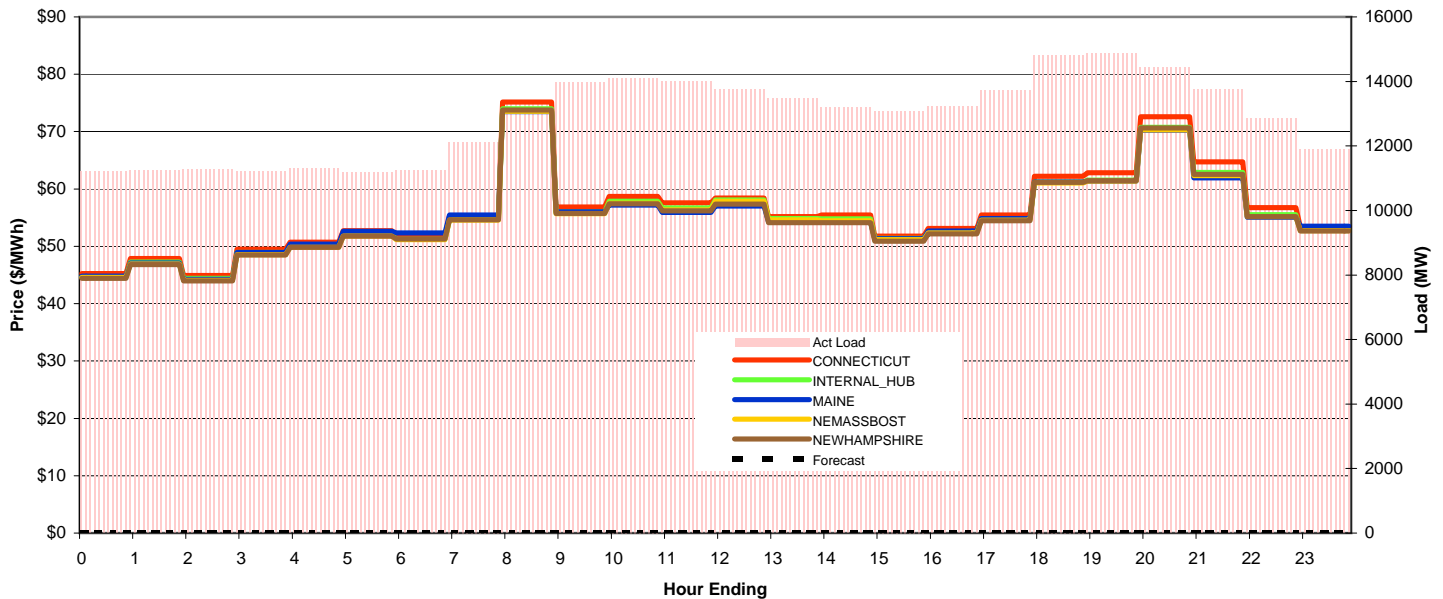
Day-Ahead Prices and Cleared Load

	HE1	HE2	HE3	HE4	HE5	HE6	HE7	HE8	HE9	HE10	HE11	HE12	HE13	HE14	HE15	HE16	HE17	HE18	HE19	HE20	HE21	HE22	HE23	HE24	avg all/peak
CONNECTICUT	49.04	51.65	47.60	46.08	46.08	48.91	50.49	53.02	57.57	64.51	67.02	65.96	60.57	55.55	54.13	54.03	55.26	62.62	68.00	66.75	66.53	57.58	53.94	53.03	56 / 60
NEMASSBOST	47.85	50.47	46.76	45.58	45.58	48.19	49.29	51.74	56.2	62.98	65.43	64.4	59.14	54.22	52.83	52.74	53.93	61.13	66.38	65.14	64.93	56.2	52.64	51.75	55 / 59
NEWHAMPSHIRE	48.04	50.64	46.91	45.74	45.75	48.32	49.48	51.92	56.39	63.18	65.62	64.59	59.31	54.46	53.04	52.94	54.16	61.31	66.58	65.33	65.12	56.36	52.79	51.92	55 / 59
MAINE	52.00	52.16	51.28	51.15	51.74	52.10	52.86	60.71	58.38	63.12	64.67	63.65	58.45	58.29	55.67	55.14	58.28	60.57	65.61	64.39	64.18	55.54	52.03	52.10	57 / 60
INTERNAL_HUB	48.13	50.76	46.99	45.77	45.77	48.41	49.58	52.05	56.53	63.35	65.81	64.78	59.48	54.54	53.15	53.05	54.25	61.49	66.77	65.53	65.31	56.52	52.95	52.06	56 / 59
DA Load (GW)	10.3	10.6	10.2	10.1	10.2	10.0	10.0	10.7	12.1	13.2	13.4	13.3	13.0	12.4	12.2	12.3	12.4	13.3	14.2	14.1	13.3	12.6	11.6	10.6	



Preliminary Real-Time Prices with Forecasted and Actual System Load

	HE1	HE2	HE3	HE4	HE5	HE6	HE7	HE8	HE9	HE10	HE11	HE12	HE13	HE14	HE15	HE16	HE17	HE18	HE19	HE20	HE21	HE22	HE23	HE24	avg all/peak
CONNECTICUT	45.25	47.89	44.93	49.51	50.72	52.74	51.76	55.22	75.14	56.86	58.71	57.59	58.44	55.21	55.45	51.79	53.10	55.47	62.20	62.83	72.61	64.75	56.76	53.34	56 / 60
NEMASSBOST	44.57	46.9	44.06	48.57	49.85	51.79	51.16	54.55	73.54	55.67	57.51	56.33	57.85	54.6	54.45	51.14	52.35	54.56	61.06	61.37	70.29	62.33	55.21	52.73	55 / 58
NEWHAMPSHIRE	44.39	46.81	43.94	48.51	49.84	51.8	51.27	54.61	73.75	55.75	57.4	56.18	57.38	54.15	54.12	50.91	52.16	54.47	61.16	61.44	70.63	62.53	55.16	52.68	55 / 58
MAINE	44.78	47.10	44.23	48.91	50.37	88.00	52.33	55.45	73.48	56.02	57.19	55.92	57.04	54.31	54.21	51.33	52.66	54.85	61.23	61.36	70.25	61.96	55.06	53.49	57 / 58
INTERNAL_HUB	44.71	47.26	44.41	48.94	50.19	52.1	51.22	54.67	73.97	56.01	57.85	56.69	58.08	54.83	54.77	51.37	52.58	54.82	61.21	61.57	70.74	62.87	55.54	52.77	55 / 59
Forecast	0.00	0.00	0.00	0.00	0.00	0.00	0.00	0.00	0.00	0.00	0.00	0.00	0.00	0.00	0.00	0.00	0.00	0.00	0.00	0.00	0.00	0.00	0.00	0.00	0 / 0
(RT) - (DA Load)	0.85	0.68	1.08	1.06	1.04	1.14	1.21	1.45	1.13	0.79	0.70	0.71	0.77	1.06	0.96	0.82	0.84	0.43	0.58	0.80	1.12	1.20	1.28	1.32	



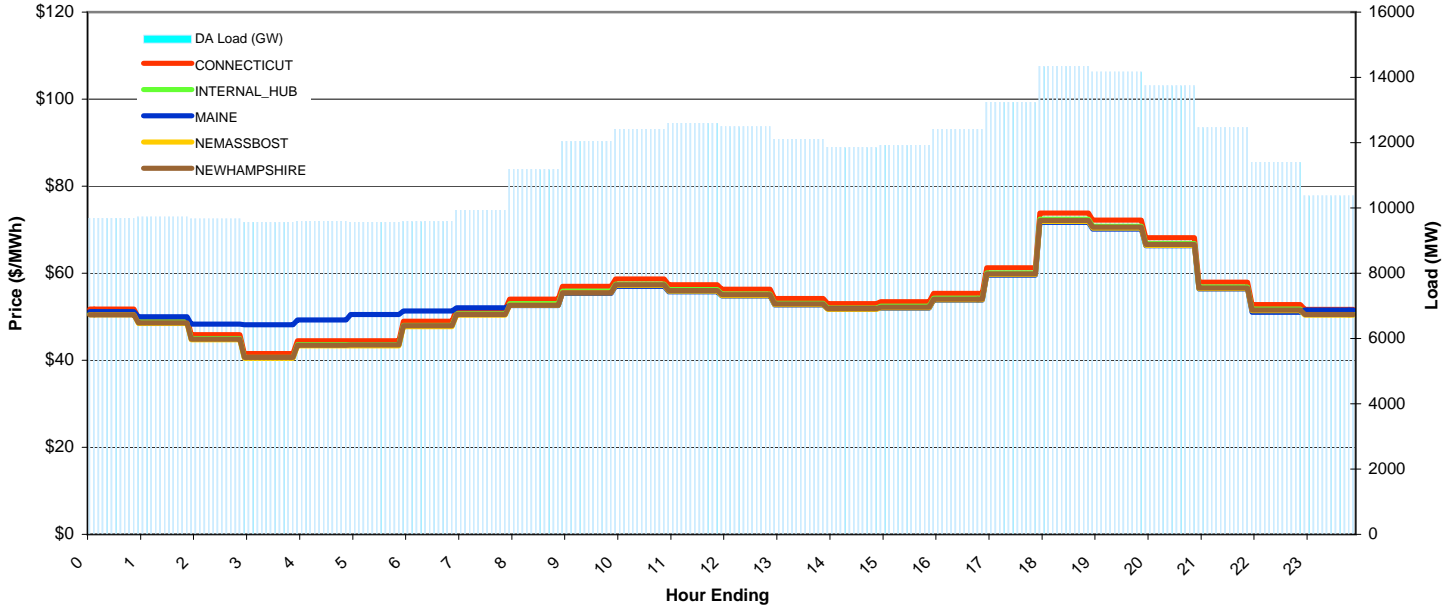
ISO-NE Daily Report

Report for 10/19/2008

Price Color Codes: <=0 >=100 >=200

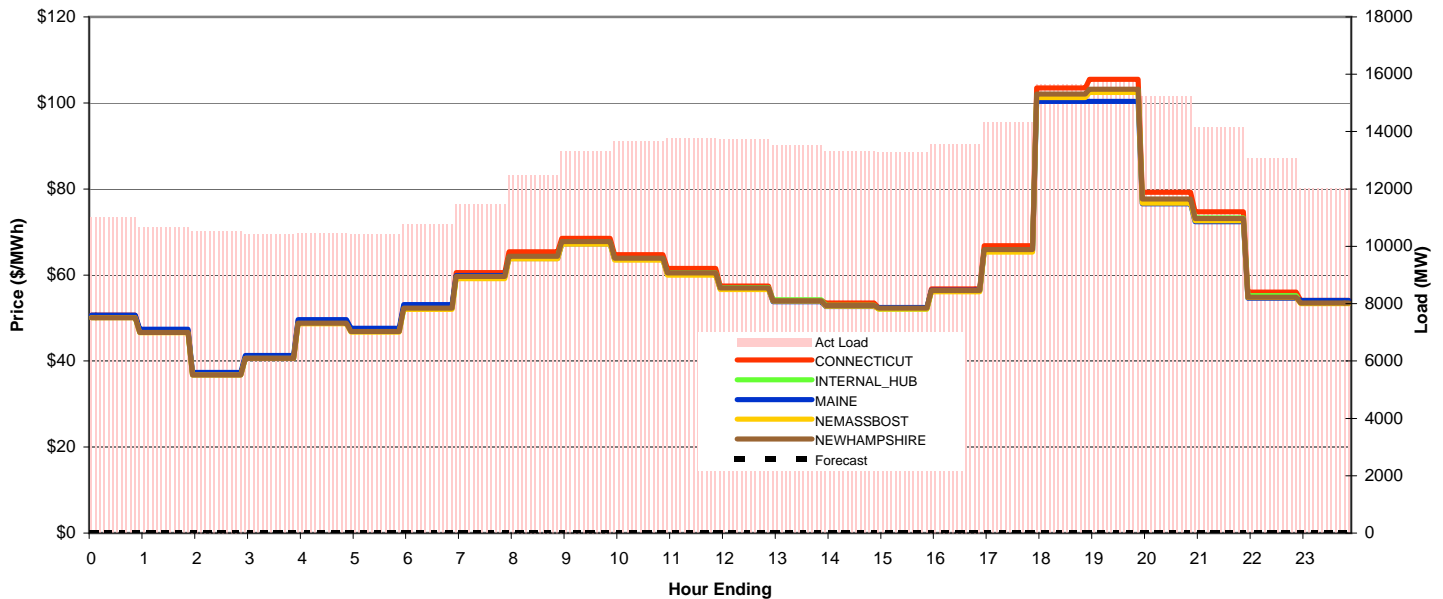
Day-Ahead Prices and Cleared Load

	HE1	HE2	HE3	HE4	HE5	HE6	HE7	HE8	HE9	HE10	HE11	HE12	HE13	HE14	HE15	HE16	HE17	HE18	HE19	HE20	HE21	HE22	HE23	HE24	avg all/peak
CONNECTICUT	51.75	49.77	45.90	41.52	44.45	44.45	49.00	51.69	54.06	56.98	58.67	57.37	56.33	54.18	53.04	53.44	55.37	61.27	73.83	72.23	68.18	57.97	52.77	51.69	55 / 59
NEMASSBOST	50.42	48.49	44.71	40.43	43.29	43.29	47.74	50.36	52.68	55.52	57.17	55.9	54.88	52.79	51.68	52.07	53.91	59.7	71.93	70.37	66.43	56.48	51.42	50.36	53 / 57
NEWHAMPSHIRE	50.47	48.6	44.85	40.68	43.46	43.51	47.94	50.54	52.64	55.54	57.33	56.06	55.04	52.94	51.83	52.21	54.05	59.87	72.14	70.57	66.62	56.64	51.57	50.53	54 / 57
MAINE	51.21	50.00	48.33	48.19	49.24	50.55	51.34	52.09	52.54	55.38	57.01	55.77	54.77	52.69	51.86	51.97	53.80	59.57	71.67	70.13	66.29	56.42	51.00	51.51	55 / 57
INTERNAL_HUB	50.74	48.8	45	40.69	43.57	43.57	48.04	50.68	53.01	55.88	57.53	56.26	55.23	53.12	52.01	52.4	54.26	60.08	72.39	70.82	66.85	56.84	51.75	50.68	54 / 57
DA Load (GW)	9.7	9.7	9.7	9.6	9.6	9.6	9.6	9.9	11.2	12.1	12.4	12.6	12.5	12.1	11.9	11.9	12.4	13.2	14.3	14.2	13.8	12.5	11.4	10.4	



Preliminary Real-Time Prices with Forecasted and Actual System Load

	HE1	HE2	HE3	HE4	HE5	HE6	HE7	HE8	HE9	HE10	HE11	HE12	HE13	HE14	HE15	HE16	HE17	HE18	HE19	HE20	HE21	HE22	HE23	HE24	avg all/peak
CONNECTICUT	50.67	47.09	36.97	40.89	49.35	47.22	52.75	60.57	65.43	68.52	64.73	61.50	57.46	54.06	53.51	52.37	56.75	66.78	103.47	105.49	79.20	74.70	56.04	54.07	61 / 68
NEMASSBOST	50.05	46.6	36.72	40.59	48.63	46.7	51.98	59.11	63.77	67.17	63.45	59.98	56.62	53.91	52.77	52.07	56.08	65.35	101.25	102.42	76.69	72.63	54.75	53.34	60 / 66
NEWHAMPSHIRE	50.05	46.65	36.74	40.6	48.82	46.9	52.33	59.7	64.32	67.77	63.93	60.46	56.96	54.02	52.86	52.28	56.4	65.92	102.07	103.15	77.68	73.15	54.8	53.47	60 / 67
MAINE	50.65	47.37	37.34	41.26	49.65	48.00	53.15	59.92	63.80	67.25	63.64	60.17	56.79	53.81	52.68	52.43	56.43	65.55	100.38	100.33	76.59	72.36	54.60	54.10	62 / 66
INTERNAL_HUB	50.14	46.72	36.8	40.68	48.86	46.86	52.17	59.48	64.23	67.59	63.79	60.5	57.04	54.22	53	52.08	56.23	65.71	101.52	103.02	77.17	73.27	55.2	53.56	60 / 67
Forecast	0.00	0.00	0.00	0.00	0.00	0.00	0.00	0.00	0.00	0.00	0.00	0.00	0.00	0.00	0.00	0.00	0.00	0.00	0.00	0.00	0.00	0.00	0.00	0.00	0 / 0
(RT) - (DA Load)	1.33	0.92	0.87	0.84	0.84	0.86	1.16	1.54	1.31	1.27	1.24	1.15	1.23	1.40	1.45	1.35	1.17	1.07	1.30	1.61	1.46	1.69	1.65	1.64	



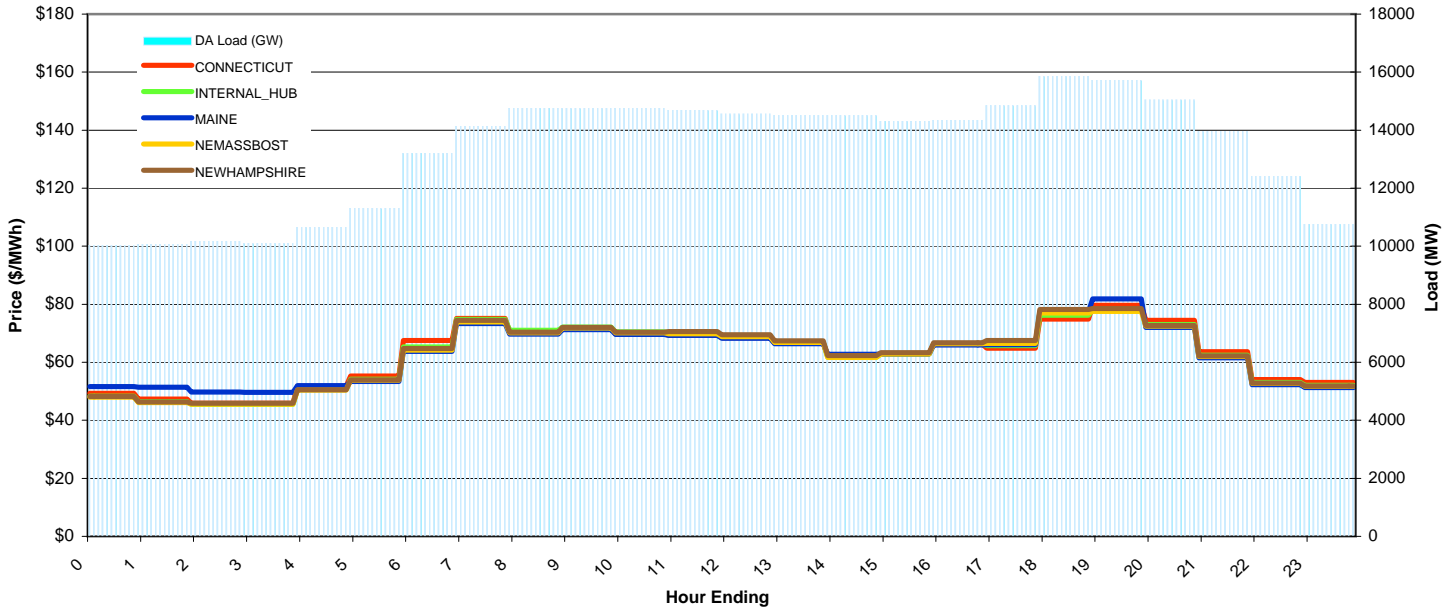
ISO-NE Daily Report

Report for 10/20/2008

Price Color Codes: <=0 >=100 >=200

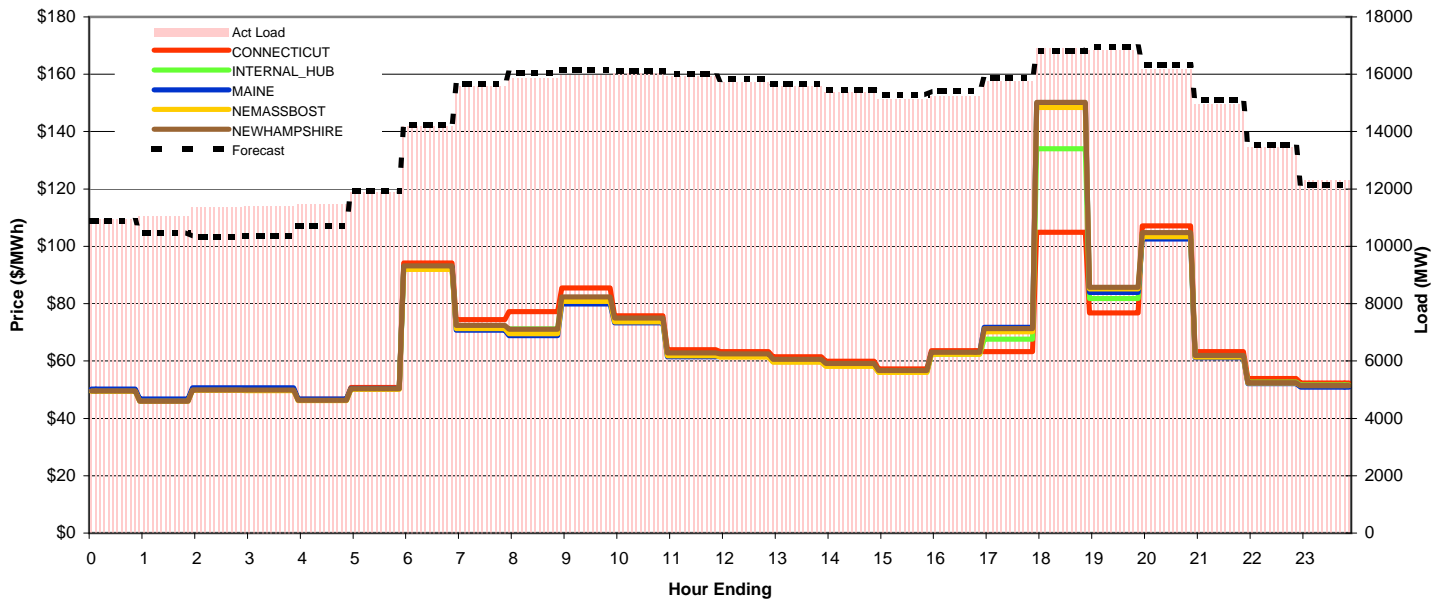
Day-Ahead Prices and Cleared Load

	HE1	HE2	HE3	HE4	HE5	HE6	HE7	HE8	HE9	HE10	HE11	HE12	HE13	HE14	HE15	HE16	HE17	HE18	HE19	HE20	HE21	HE22	HE23	HE24	avg all/peak
CONNECTICUT	49.30	47.35	45.85	45.86	51.71	55.26	67.55	75.11	70.52	71.72	69.71	69.38	68.46	66.65	62.07	63.02	66.24	64.89	74.85	79.60	74.44	63.66	54.08	53.09	63 / 68
NEMASSBOST	48	46.1	45.53	45.53	50.35	53.82	64.23	73.88	70.19	71.78	70.1	69.77	68.81	66.87	61.66	62.87	66.38	66.54	77.04	77.5	72.5	62	52.67	51.7	62 / 68
NEWHAMPSHIRE	48.19	46.31	45.84	45.83	50.51	53.95	64.74	74.44	70.41	72.03	70.32	70.54	69.49	67.37	62.34	63.33	66.75	67.49	78.15	78.49	72.68	62.16	52.8	51.83	63 / 69
MAINE	51.62	51.37	49.72	49.60	51.98	53.42	63.75	73.38	69.70	71.30	69.60	69.27	68.31	66.39	62.77	62.83	65.91	66.05	77.48	81.87	71.97	61.54	52.28	51.32	63 / 68
INTERNAL_HUB	48.31	46.4	45.56	45.56	50.68	54.16	65.3	74.77	71.01	72.17	70.52	70.13	69.09	66.76	61.77	62.86	66.31	65.74	76.23	78.04	73	62.42	53.03	52.06	63 / 68
DA Load (GW)	10.0	10.1	10.2	10.1	10.7	11.3	13.2	14.1	14.8	14.7	14.8	14.7	14.6	14.5	14.5	14.3	14.3	14.8	15.8	15.7	15.0	14.0	12.4	10.8	



Preliminary Real-Time Prices with Forecasted and Actual System Load

	HE1	HE2	HE3	HE4	HE5	HE6	HE7	HE8	HE9	HE10	HE11	HE12	HE13	HE14	HE15	HE16	HE17	HE18	HE19	HE20	HE21	HE22	HE23	HE24	avg all/peak
CONNECTICUT	49.97	46.25	50.26	50.27	46.61	50.78	94.16	74.42	77.25	85.44	75.78	63.89	63.32	61.46	59.87	57.27	63.65	63.23	104.89	76.81	107.14	63.32	53.85	52.36	66 / 72
NEMASSBOST	49.45	45.98	49.78	49.66	46.18	50.13	91.9	71.36	69.52	80.75	73.67	61.87	61.39	59.58	58.1	55.97	62.35	70.23	148.39	85.2	103.37	61.35	52.31	51.46	67 / 73
NEWHAMPSHIRE	49.56	46	49.9	49.86	46.31	50.37	93.19	72.37	71.13	82.38	74.99	62.86	62.49	60.63	59.1	56.65	63	71.28	150.22	85.68	104.75	61.91	52.47	51.44	68 / 74
MAINE	50.27	46.71	50.64	50.66	46.74	88.00	92.80	70.76	68.90	79.85	73.29	61.53	61.63	59.85	58.53	56.46	62.79	71.72	149.69	83.89	102.59	61.17	52.14	50.86	69 / 73
INTERNAL_HUB	49.6	46.15	50.17	50.09	46.44	50.3	92.2	71.88	71.24	81.85	73.9	62.21	61.75	59.9	58.36	56.08	62.41	67.64	133.99	81.79	103.92	61.73	52.64	51.67	67 / 73
Forecast	10.89	10.47	10.33	10.36	10.71	11.92	14.23	15.64	16.05	16.16	16.12	16.00	15.82	15.66	15.45	15.29	15.41	15.86	16.82	16.95	16.32	15.10	13.54	12.13	14 / 16
(RT) - (DA Load)	0.90	0.95	1.18	1.31	0.81	0.58	0.98	1.46	1.10	1.22	1.28	1.24	1.16	1.08	0.85	0.81	0.89	0.91	1.06	1.12	1.11	1.00	1.04	1.52	



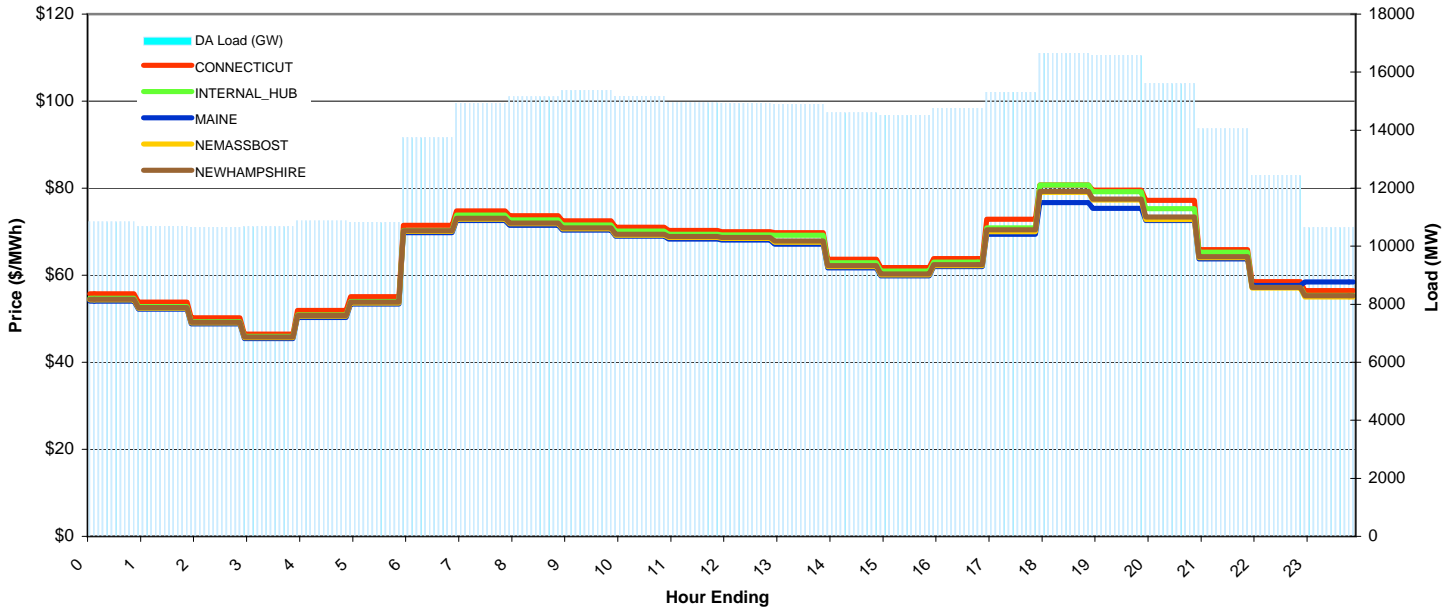
ISO-NE Daily Report

Report for 10/21/2008

Price Color Codes: <=0 >=100 >=200

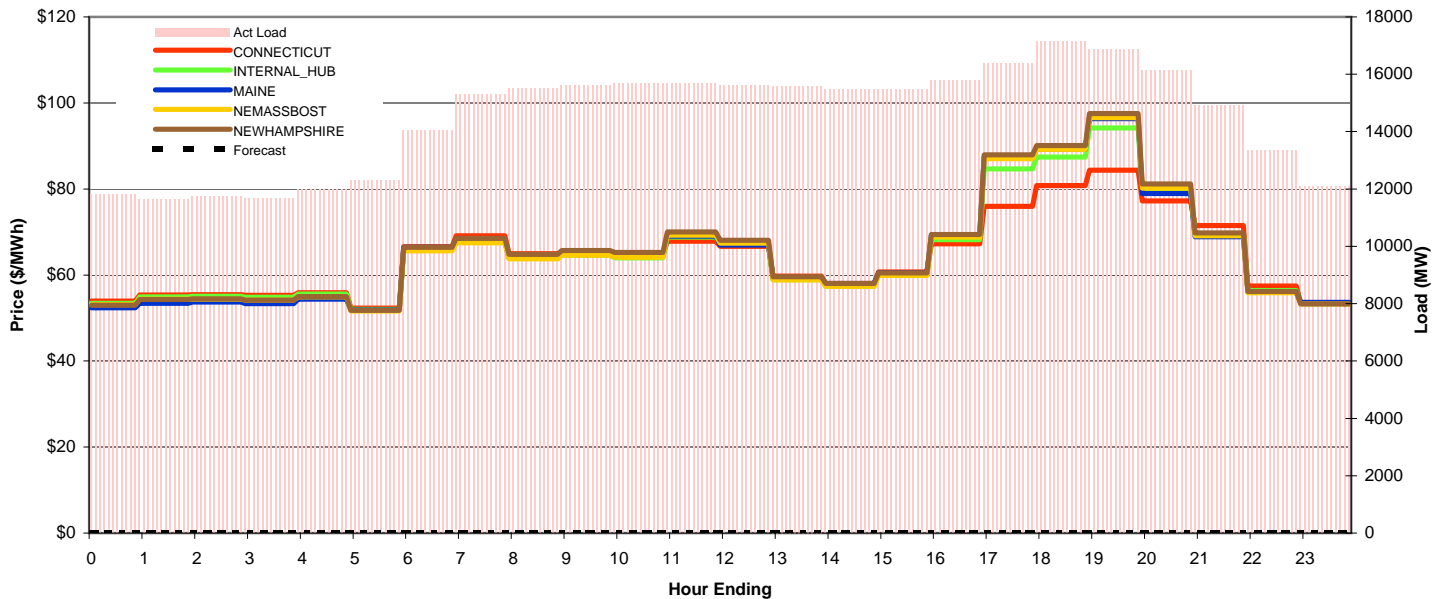
Day-Ahead Prices and Cleared Load

	HE1	HE2	HE3	HE4	HE5	HE6	HE7	HE8	HE9	HE10	HE11	HE12	HE13	HE14	HE15	HE16	HE17	HE18	HE19	HE20	HE21	HE22	HE23	HE24	avg all/peak
CONNECTICUT	55.75	53.79	50.20	46.49	51.90	55.05	71.47	74.75	73.64	72.51	71.02	70.27	70.00	69.81	63.67	61.75	63.83	72.84	80.77	79.53	77.24	65.86	58.55	56.49	65 / 70
NEMASSBOST	54.31	52.41	49.03	45.67	50.56	53.63	70.08	72.9	71.81	70.66	69.2	68.68	68.47	67.57	62.01	60.07	62.2	70	79.07	77.28	72.76	64.03	57.03	55.02	64 / 68
NEWHAMPSHIRE	54.48	52.57	49.18	45.8	50.72	53.79	70.25	73.12	72.02	70.88	69.41	68.87	68.66	67.88	62.2	60.27	62.39	70.41	79.26	77.53	73.41	64.24	57.23	55.26	64 / 69
MAINE	54.07	52.17	48.80	45.45	50.33	53.38	69.77	72.61	71.50	70.39	68.95	68.34	68.06	67.14	61.72	59.83	61.95	69.39	76.71	75.39	72.54	63.78	57.66	58.48	63 / 68
INTERNAL_HUB	54.69	52.77	49.35	45.92	50.91	53.99	70.29	73.82	72.72	71.51	70.12	69.41	69.27	69.17	62.86	60.95	63.03	70.9	80.7	79.16	75.31	65.31	57.4	55.38	64 / 69
DA Load (GW)	10.8	10.7	10.7	10.7	10.9	10.8	13.7	14.9	15.2	15.4	15.2	14.9	14.9	14.9	14.6	14.5	14.8	15.3	16.7	16.6	15.6	14.1	12.4	10.6	



Preliminary Real-Time Prices with Forecasted and Actual System Load

	HE1	HE2	HE3	HE4	HE5	HE6	HE7	HE8	HE9	HE10	HE11	HE12	HE13	HE14	HE15	HE16	HE17	HE18	HE19	HE20	HE21	HE22	HE23	HE24	avg all/peak
CONNECTICUT	53.90	55.37	55.43	55.24	55.85	52.29	66.57	69.13	64.95	65.30	64.55	67.87	66.68	59.72	58.00	60.73	67.23	75.97	80.82	84.34	77.22	71.47	57.43	53.58	64 / 68
NEMASSBOST	53.15	54.39	54.39	54.13	54.92	51.65	65.65	67.48	63.78	64.61	64.13	69.26	67.38	58.86	57.35	59.9	68.83	87.05	89.19	96.55	80.2	69.12	55.9	53.3	65 / 70
NEWHAMPSHIRE	52.97	54.29	54.43	54.18	55.01	51.81	66.45	68.52	64.77	65.7	65.27	70.04	68.08	59.62	58.01	60.52	69.43	87.92	90.1	97.51	81.15	69.76	56.16	53.24	66 / 71
MAINE	52.34	53.44	53.71	53.35	54.42	88.00	66.47	67.95	63.99	64.80	64.52	69.02	66.94	59.33	58.04	60.48	69.30	87.41	89.17	96.35	78.93	68.90	56.09	53.67	67 / 70
INTERNAL_HUB	53.42	54.93	55.06	54.83	55.58	52.01	65.8	67.72	63.9	64.62	64.01	68.82	67.07	58.9	57.36	59.93	68.23	84.67	87.39	94.16	79.69	69.66	56.4	53.47	65 / 70
Forecast	0.00	0.00	0.00	0.00	0.00	0.00	0.00	0.00	0.00	0.00	0.00	0.00	0.00	0.00	0.00	0.00	0.00	0.00	0.00	0.00	0.00	0.00	0.00	0.00	0 / 0
(RT) - (DA Load)	0.98	0.95	1.07	0.99	1.10	1.49	0.30	0.38	0.36	0.23	0.52	0.73	0.68	0.71	0.86	0.96	1.02	1.08	0.49	0.30	0.52	0.86	0.89	1.43	



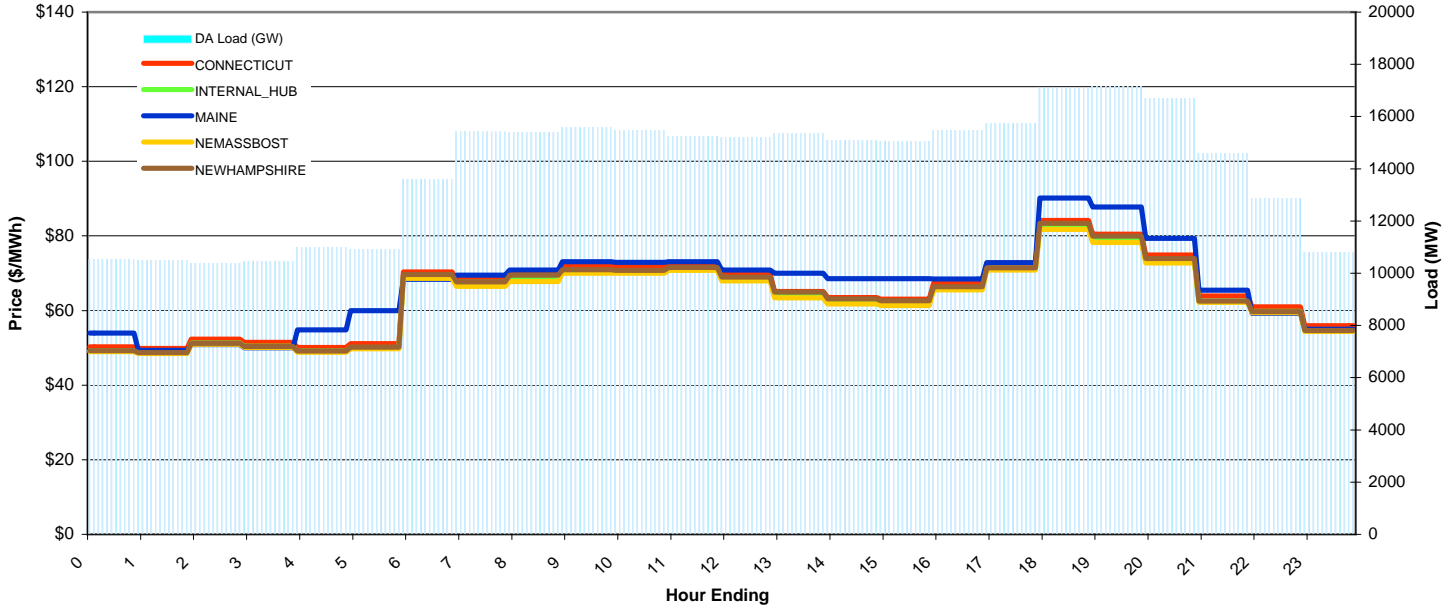
ISO-NE Daily Report

Report for 10/22/2008

Price Color Codes: <=0 >=100 >=200

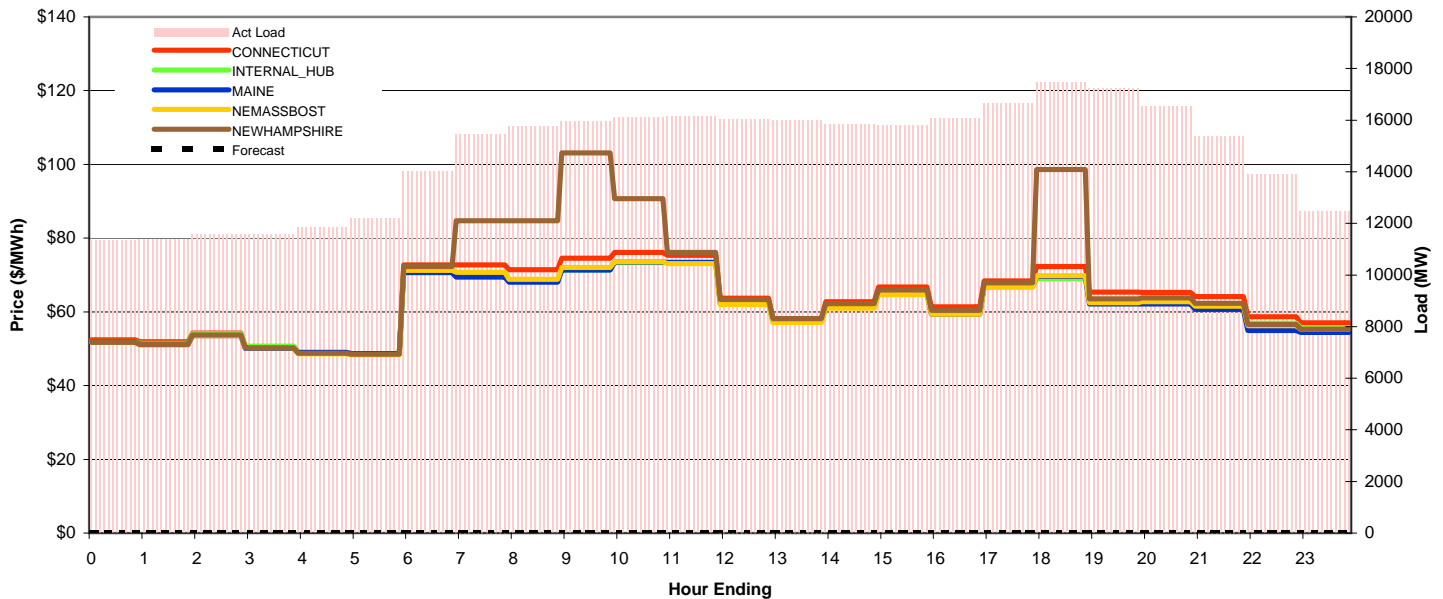
Day-Ahead Prices and Cleared Load

	HE1	HE2	HE3	HE4	HE5	HE6	HE7	HE8	HE9	HE10	HE11	HE12	HE13	HE14	HE15	HE16	HE17	HE18	HE19	HE20	HE21	HE22	HE23	HE24	avg all/peak
CONNECTICUT	50.30	49.82	52.35	51.48	50.13	51.17	70.36	68.34	69.72	72.00	71.89	72.72	69.84	65.15	63.47	63.05	67.34	72.78	84.13	80.43	74.86	63.89	61.03	55.89	65 / 70
NEMASSBOST	48.96	48.51	50.99	50.13	48.8	49.78	68.59	66.48	67.8	70.04	69.97	70.78	67.97	63.39	61.75	61.34	65.53	70.83	81.78	78.26	72.72	62.17	59.41	54.42	63 / 68
NEWHAMPSHIRE	49.27	48.74	51.21	50.35	49.13	50.19	69.65	67.71	69.52	70.92	70.79	71.53	68.96	64.97	63.14	62.64	66.39	71.42	83.35	79.92	73.98	62.5	59.67	54.67	64 / 69
MAINE	53.92	49.30	50.85	50.00	54.79	60.00	68.41	69.51	70.85	73.06	72.92	73.10	70.89	70.00	68.55	68.51	68.42	72.87	90.17	87.74	79.35	65.45	59.25	55.00	67 / 73
INTERNAL_HUB	49.28	48.82	51.31	50.45	49.12	50.11	68.92	67.6	68.78	70.75	70.43	71.24	68.41	63.8	62.16	61.75	65.96	71.29	82.36	78.78	73.2	62.57	59.79	54.77	63 / 69
DA Load (GW)	10.5	10.5	10.4	10.5	11.0	10.9	13.6	15.4	15.4	15.6	15.5	15.2	15.4	15.1	15.1	15.5	15.8	17.1	17.2	16.7	14.6	12.9	10.8		



Preliminary Real-Time Prices with Forecasted and Actual System Load

	HE1	HE2	HE3	HE4	HE5	HE6	HE7	HE8	HE9	HE10	HE11	HE12	HE13	HE14	HE15	HE16	HE17	HE18	HE19	HE20	HE21	HE22	HE23	HE24	avg all/peak
CONNECTICUT	52.44	51.88	54.24	50.60	49.02	48.68	72.77	72.72	71.42	74.52	76.11	75.33	63.70	58.16	62.73	66.74	61.36	68.39	72.30	65.35	65.27	64.14	58.69	57.00	63 / 67
NEMASSBOST	51.69	51	53.53	50.23	48.64	48.31	71.3	70.75	68.86	72.04	73.62	73.06	62.01	57.09	61.03	64.66	59.35	66.68	69.77	62.47	62.73	61.51	56.24	55.25	61 / 65
NEWHAMPSHIRE	51.74	51.14	53.7	50.26	48.76	48.5	72.27	84.71	84.75	103.15	90.7	76.11	63.34	58.12	62.2	65.94	60.41	67.88	98.57	63.54	63.81	62.32	56.55	55.31	66 / 73
MAINE	51.91	51.19	53.54	50.10	48.97	48.00	70.63	69.43	68.06	71.37	73.49	73.41	62.49	57.57	61.29	65.15	59.39	66.96	69.58	62.14	62.15	60.65	54.95	54.45	63 / 65
INTERNAL_HUB	52.02	51.44	54.06	50.65	48.99	48.48	71.56	70.55	68.76	71.33	73.38	73.34	62.27	57.21	61.28	65	59.66	66.88	69.02	62.9	63.07	62.15	56.91	55.74	62 / 65
Forecast	0.00	0.00	0.00	0.00	0.00	0.00	0.00	0.00	0.00	0.00	0.00	0.00	0.00	0.00	0.00	0.00	0.00	0.00	0.00	0.00	0.00	0.00	0.00	0.00	0 / 0
(RT) - (DA Load)	0.81	0.89	1.17	1.09	0.86	1.30	0.40	0.05	0.36	0.36	0.66	0.91	0.85	0.65	0.76	0.72	0.57	0.88	0.35	0.07	-0.15	0.80	1.01	1.66	



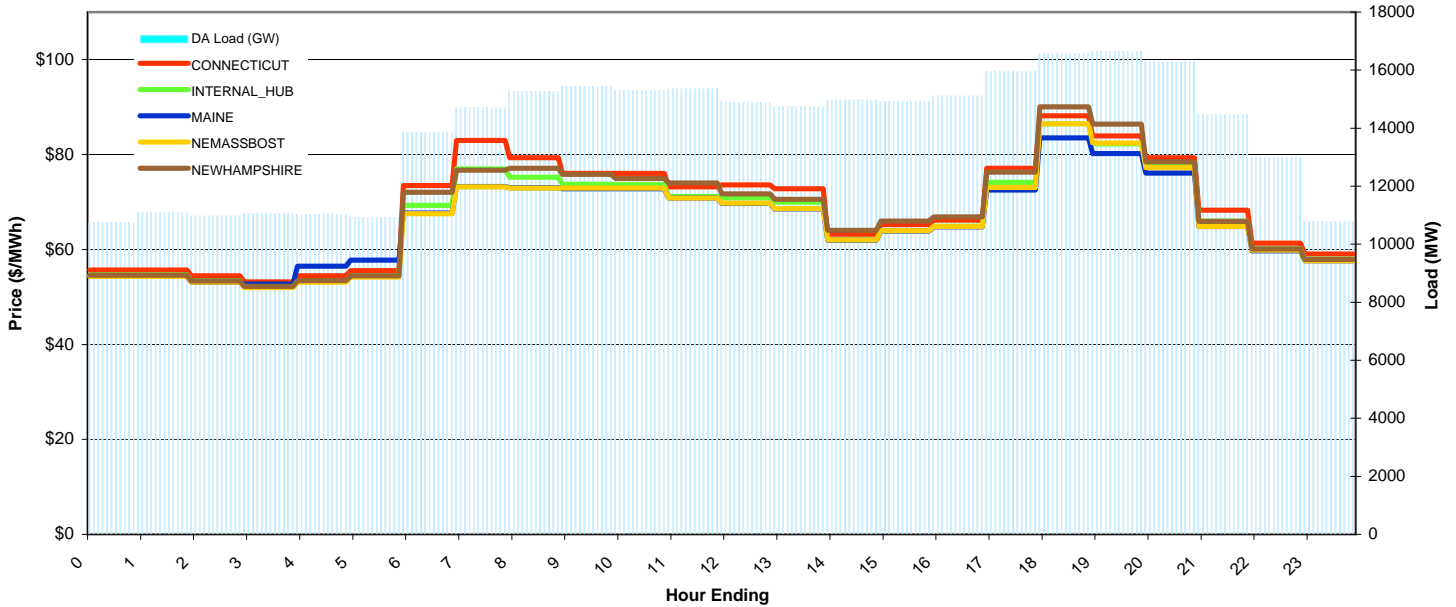
ISO-NE Daily Report

Report for 10/23/2008

Price Color Codes: <=0 >=100 >=200

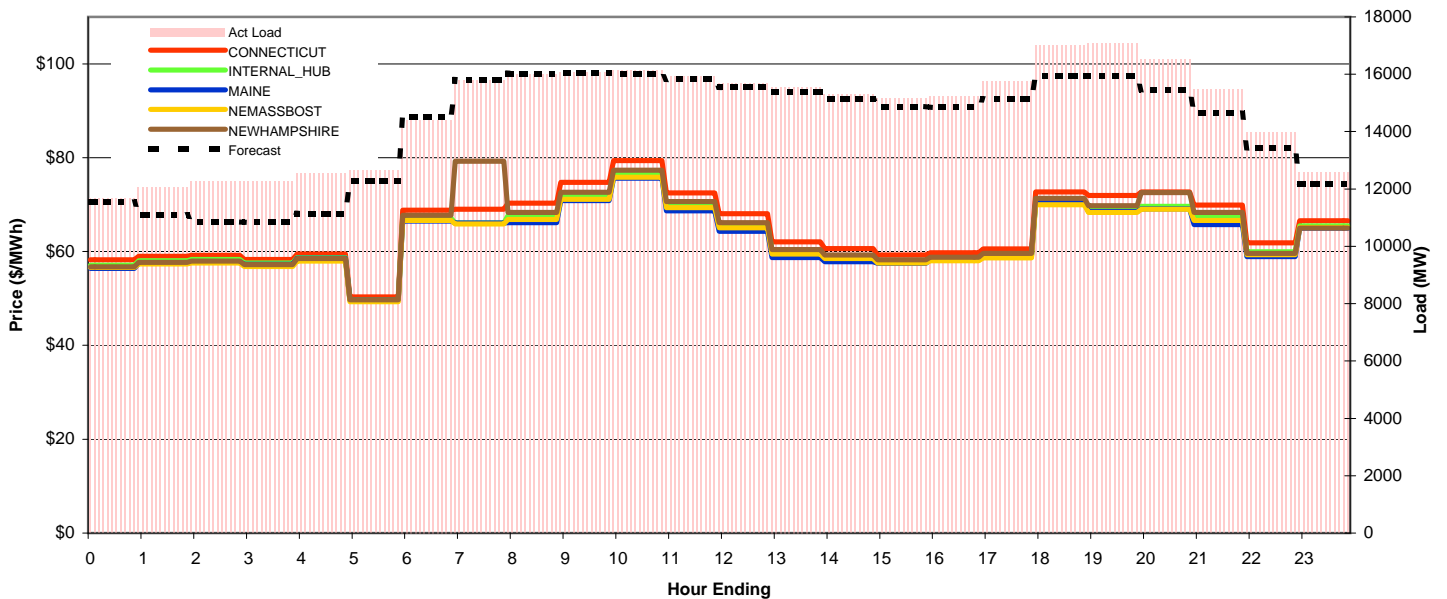
Day-Ahead Prices and Cleared Load

	HE1	HE2	HE3	HE4	HE5	HE6	HE7	HE8	HE9	HE10	HE11	HE12	HE13	HE14	HE15	HE16	HE17	HE18	HE19	HE20	HE21	HE22	HE23	HE24	avg all/peak
CONNECTICUT	55.68	55.68	54.45	53.21	54.45	55.51	73.45	82.96	79.36	76.02	76.03	73.19	73.59	72.78	63.25	65.26	66.17	77.10	88.16	83.90	79.35	68.28	61.32	59.04	69 / 74
NEMASSBOST	54.34	54.34	53.14	51.99	53.13	54.16	67.53	73.18	72.93	72.91	72.92	70.85	69.76	68.61	61.98	63.94	64.81	73.04	86.5	82.42	77.25	64.85	59.83	57.62	66 / 71
NEWHAMPSHIRE	54.6	54.6	53.39	52.27	53.45	54.49	72.03	76.67	77.13	75.85	74.94	74.01	71.72	70.57	64.04	65.96	66.84	76.31	90.06	86.39	78.48	65.92	60.12	57.9	68 / 73
MAINE	54.35	54.30	53.10	52.73	56.46	57.79	67.70	73.24	72.98	72.79	70.83	69.69	68.52	61.95	63.90	64.79	72.54	83.51	80.24	76.10	64.82	59.74	57.61	66 / 71	
INTERNAL_HUB	54.67	54.67	53.46	52.3	53.46	54.49	69.31	76.99	75.2	73.71	73.69	71.19	70.94	69.95	62.01	63.99	64.89	74.13	86.45	82.24	77.7	66.02	60.2	57.97	67 / 72
DA Load (GW)	10.8	11.1	11.0	11.1	11.0	10.9	13.9	14.7	15.3	15.4	15.3	15.4	14.9	14.8	15.0	14.9	15.1	16.0	16.6	16.6	16.3	14.5	13.0	10.8	



Preliminary Real-Time Prices with Forecasted and Actual System Load

	HE1	HE2	HE3	HE4	HE5	HE6	HE7	HE8	HE9	HE10	HE11	HE12	HE13	HE14	HE15	HE16	HE17	HE18	HE19	HE20	HE21	HE22	HE23	HE24	avg all/peak
CONNECTICUT	58.25	58.97	59.17	58.31	59.49	50.31	68.81	69.04	70.29	74.74	79.35	72.50	68.05	62.08	60.61	59.27	59.75	60.57	72.70	71.97	72.72	69.88	61.82	66.59	65 / 68
NEMASSBOST	56.58	57.38	57.54	56.82	57.99	49.3	66.63	65.88	66.85	71.1	75.8	69.36	65.03	59.5	58.52	57.56	58.03	58.64	69.94	68.36	69.04	66.64	59.3	65.12	63 / 65
NEWHAMPSHIRE	56.77	57.66	57.99	57.24	58.49	49.73	67.75	79.25	68.36	72.64	77.35	70.63	66.16	60.44	59.28	58.23	58.79	59.63	71.32	69.79	72.58	68.32	59.61	64.98	64 / 67
MAINE	56.39	57.50	57.81	57.30	58.56	88.00	66.47	66.10	66.14	70.86	75.65	68.68	64.34	58.70	57.81	57.49	58.34	59.26	70.53	68.56	69.07	65.76	58.92	64.97	64 / 65
INTERNAL_HUB	57.1	58.04	58.32	57.59	58.75	49.69	67.09	66.1	67.64	71.9	76.57	70.06	65.76	60.13	59	57.91	58.39	59.03	70.43	69.01	69.66	67.42	59.95	65.5	63 / 66
Forecast	11.54	11.08	10.85	10.84	11.14	12.29	14.51	15.81	16.02	16.06	16.00	15.82	15.55	15.37	15.13	14.87	14.84	15.13	15.92	15.92	15.46	14.64	13.43	12.19	14 / 15
(RT) - (DA Load)	0.91	0.96	1.30	1.21	1.52	1.73	0.55	1.07	0.74	0.62	0.84	0.56	0.81	0.79	0.32	0.21	0.12	-0.21	0.46	0.44	0.24	0.99	0.97	1.78	



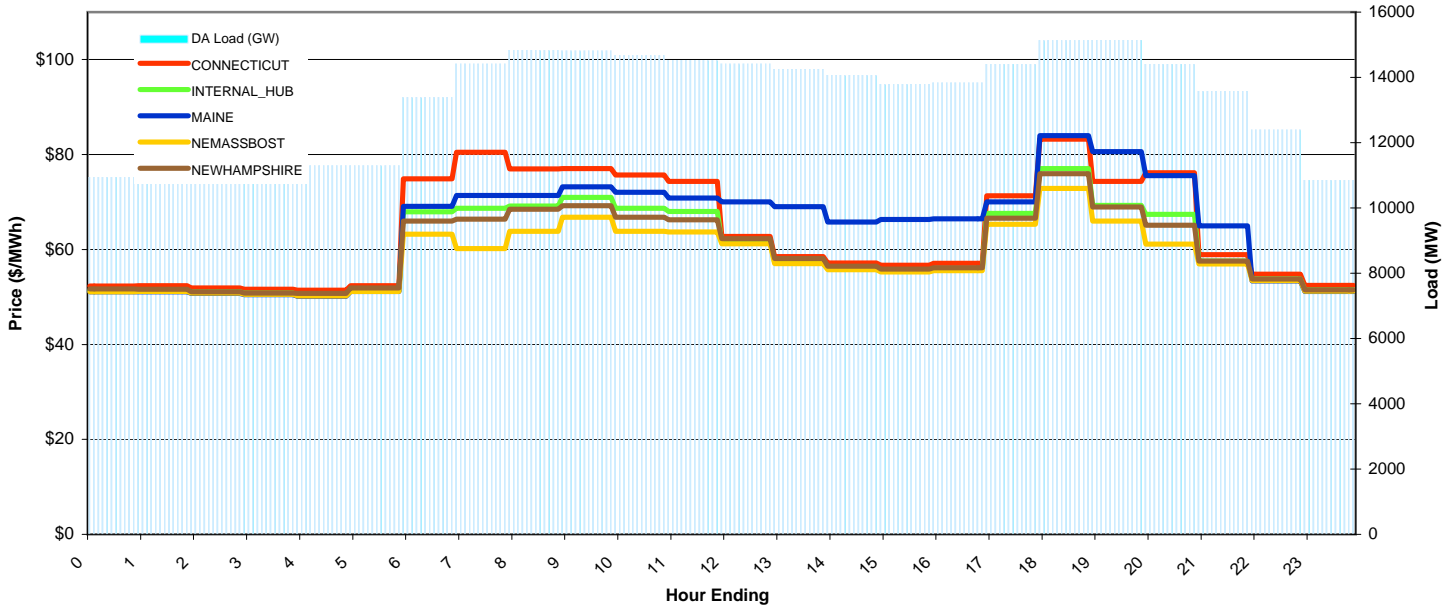
ISO-NE Daily Report

Report for 10/24/2008

Price Color Codes: <=0 >=100 >=200

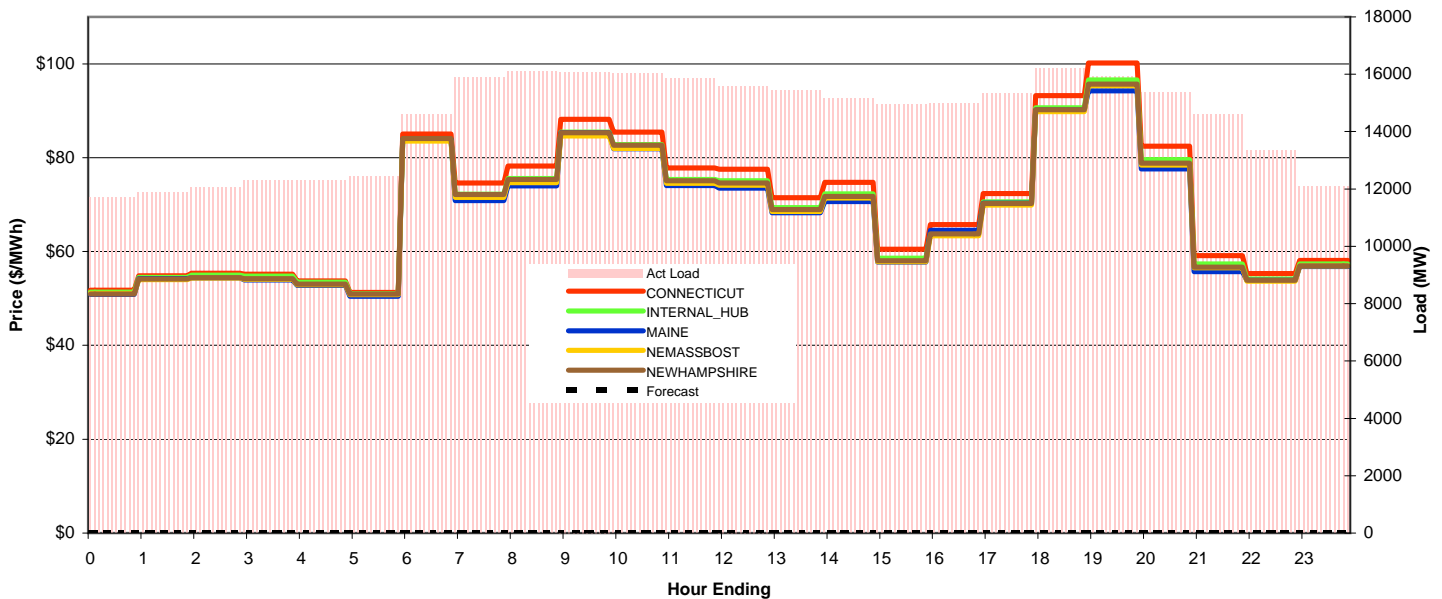
Day-Ahead Prices and Cleared Load

	HE1	HE2	HE3	HE4	HE5	HE6	HE7	HE8	HE9	HE10	HE11	HE12	HE13	HE14	HE15	HE16	HE17	HE18	HE19	HE20	HE21	HE22	HE23	HE24	avg all/peak
CONNECTICUT	52.32	52.40	51.92	51.63	51.40	52.39	74.89	80.48	76.98	77.03	75.71	74.34	62.78	58.48	57.13	56.71	57.07	71.28	83.22	74.35	76.19	58.91	54.78	52.45	64 / 68
NEMASSBOST	51.09	51.16	50.81	50.54	50.2	51.18	63.2	60.17	63.86	66.82	63.83	63.69	61.23	57.01	55.71	55.3	55.56	65.33	72.89	65.98	61.14	56.95	53.46	51.2	58 / 61
NEWHAMPSHIRE	51.67	51.64	51.11	50.83	50.77	51.89	66	66.36	68.5	69.19	66.77	66.23	62.27	58.12	56.45	55.86	56.17	66.56	75.98	68.97	65.09	57.54	53.78	51.5	60 / 63
MAINE	51.06	51.12	50.76	50.49	50.17	51.15	69.07	71.39	71.40	73.22	72.03	70.86	70.00	69.05	65.80	66.33	66.49	70.00	83.96	80.64	75.58	65.00	53.41	51.15	65 / 70
INTERNAL_HUB	51.34	51.43	51.09	50.82	50.44	51.39	67.93	68.65	69.15	70.96	68.7	68.04	61.61	57.33	56.04	55.64	55.93	67.62	77.04	69.3	67.42	57.53	53.78	51.5	60 / 64
DA Load (GW)	10.9	11.2	11.0	11.1	11.3	11.3	13.4	14.4	14.8	14.8	14.7	14.5	14.4	14.3	14.1	13.8	13.8	14.4	15.1	15.1	14.4	13.6	12.4	10.8	



Preliminary Real-Time Prices with Forecasted and Actual System Load

	HE1	HE2	HE3	HE4	HE5	HE6	HE7	HE8	HE9	HE10	HE11	HE12	HE13	HE14	HE15	HE16	HE17	HE18	HE19	HE20	HE21	HE22	HE23	HE24	avg all/peak
CONNECTICUT	51.78	54.84	55.38	55.15	53.76	51.26	85.07	74.58	78.22	88.17	85.43	77.84	77.55	71.50	74.71	60.48	65.71	72.38	93.24	100.19	82.45	59.13	55.29	58.08	70 / 76
NEMASSBOST	51.08	54.04	54.34	54.11	52.91	50.8	83.56	71.55	74.7	84.65	81.97	74.54	74.14	68.57	71.39	57.84	63.34	69.89	89.82	95.32	78.42	56.52	53.66	56.94	68 / 73
NEWHAMPSHIRE	50.97	54.17	54.45	54.2	53.06	50.97	84.06	72.15	75.34	85.31	82.62	75.05	74.58	68.95	71.73	58.03	63.75	70.24	90.21	95.65	78.82	56.69	53.89	56.91	68 / 73
MAINE	50.85	54.20	54.41	53.97	52.81	88.00	83.91	70.87	74.02	85.31	81.93	74.09	73.52	68.29	70.66	57.76	64.51	70.34	90.13	94.23	77.61	55.73	53.87	56.81	69 / 73
INTERNAL_HUB	51.34	54.49	54.96	54.76	53.46	51.03	83.83	72.25	75.57	85.45	82.77	75.35	75.06	69.36	72.31	58.57	63.99	70.56	90.6	96.59	79.61	57.38	54.16	57.33	68 / 74
Forecast	0.00	0.00	0.00	0.00	0.00	0.00	0.00	0.00	0.00	0.00	0.00	0.00	0.00	0.00	0.00	0.00	0.00	0.00	0.00	0.00	0.00	0.00	0.00	0.00	0 / 0
(RT) - (DA Load)	0.75	0.71	1.03	1.19	1.01	1.14	1.20	1.48	1.27	1.27	1.36	1.33	1.17	1.18	1.10	1.16	1.14	0.94	1.08	0.79	0.98	1.01	0.95	1.24	



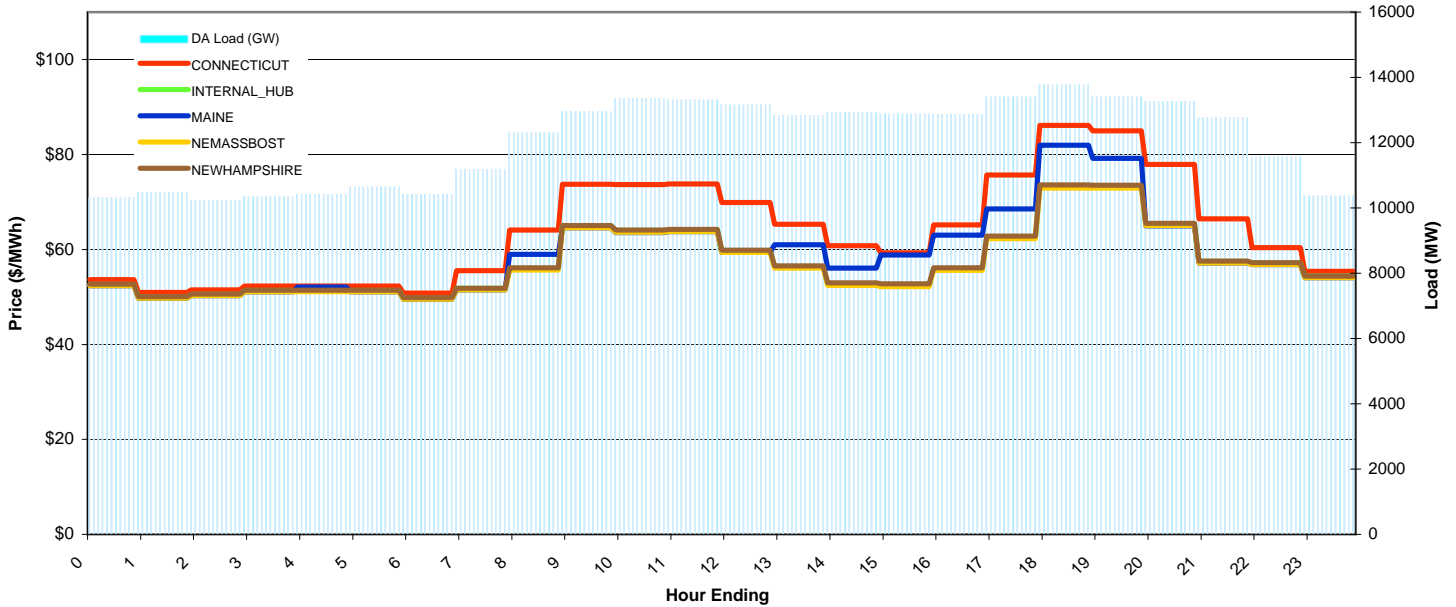
ISO-NE Daily Report

Report for 10/25/2008

Price Color Codes: <=0 >=100 >=200

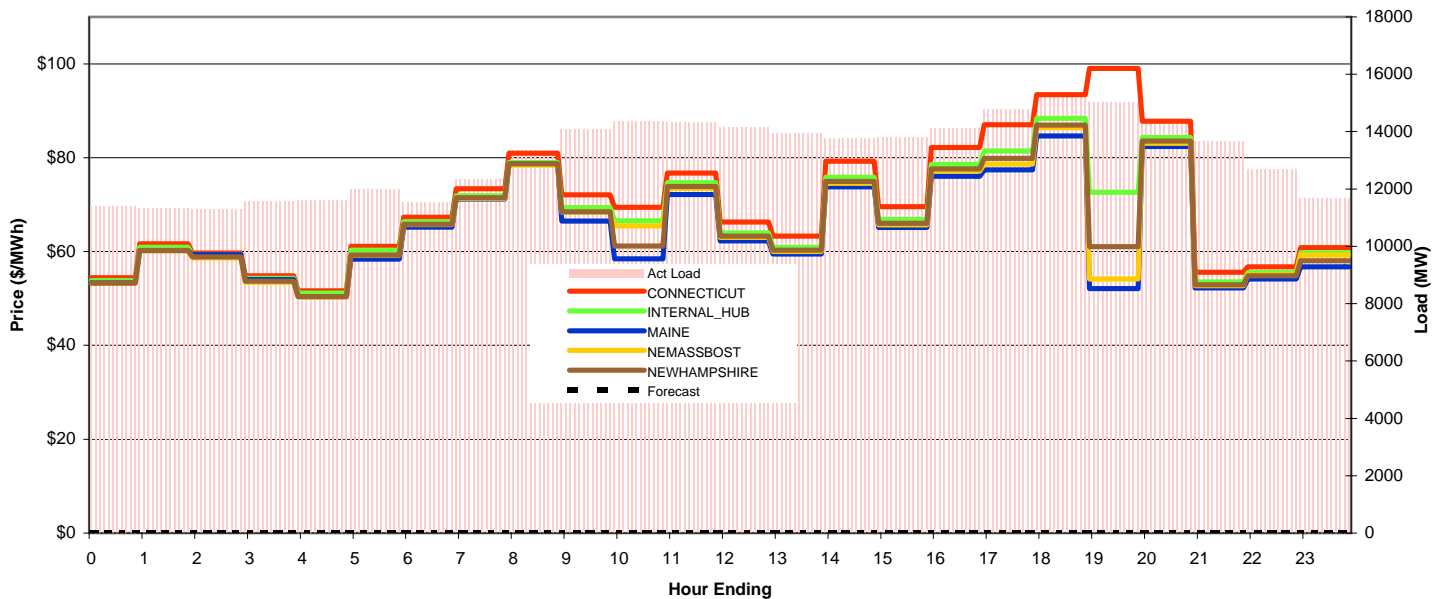
Day-Ahead Prices and Cleared Load

	HE1	HE2	HE3	HE4	HE5	HE6	HE7	HE8	HE9	HE10	HE11	HE12	HE13	HE14	HE15	HE16	HE17	HE18	HE19	HE20	HE21	HE22	HE23	HE24	avg all/peak
CONNECTICUT	53.66	50.98	51.52	52.32	52.32	52.32	50.79	55.53	64.11	73.74	73.67	73.80	69.88	65.28	60.82	59.34	65.15	75.69	86.13	84.99	77.89	66.45	60.40	55.39	64 / 70
NEMASSBOST	52.35	49.74	50.27	51.09	51.09	51.09	49.53	51.48	55.66	64.55	63.6	63.75	59.39	56.06	52.41	52.17	55.6	62.26	72.91	72.9	65.02	57.14	56.81	54.05	57 / 60
NEWHAMPSHIRE	52.71	50.08	50.61	51.44	51.46	51.44	49.88	51.85	56.15	65.02	64.07	64.21	59.83	56.57	52.99	52.76	56.15	62.84	73.61	73.55	65.5	57.55	57.2	54.42	58 / 61
MAINE	52.34	49.73	50.26	51.08	52.08	51.08	49.52	51.47	58.99	64.54	63.59	63.73	59.38	60.98	56.09	58.85	63.03	68.58	81.97	79.23	65.00	57.13	56.80	54.04	59 / 63
INTERNAL_HUB	52.66	50.04	50.57	51.38	51.38	51.38	49.83	51.8	56.02	64.96	64.01	64.15	59.77	56.43	52.74	52.5	55.96	62.66	73.38	73.37	65.43	57.5	57.15	54.38	57 / 60
DA Load (GW)	10.3	10.5	10.2	10.3	10.4	10.6	10.4	11.2	12.3	13.0	13.4	13.3	13.2	12.8	12.9	12.9	12.9	13.4	13.8	13.4	13.3	12.8	11.6	10.4	



Preliminary Real-Time Prices with Forecasted and Actual System Load

	HE1	HE2	HE3	HE4	HE5	HE6	HE7	HE8	HE9	HE10	HE11	HE12	HE13	HE14	HE15	HE16	HE17	HE18	HE19	HE20	HE21	HE22	HE23	HE24	avg all/peak
CONNECTICUT	54.41	61.62	59.65	54.80	51.63	61.09	67.33	73.38	80.92	72.06	69.41	76.73	66.30	63.27	79.22	69.58	82.17	87.02	93.43	99.03	87.78	55.60	56.74	60.82	70 / 76
NEMASSBOST	53.29	60.17	58.68	53.48	50.31	59.22	65.72	71.34	78.42	68.42	65.45	73.46	63.02	60.04	74.56	65.69	77.14	78.65	86.39	54.15	83.03	52.72	55.04	59.28	65 / 69
NEWHAMPSHIRE	53.26	60.21	58.85	53.65	50.41	59.29	65.83	71.46	78.72	68.45	61.18	73.83	63.29	60.27	74.92	66.02	77.61	79.85	86.95	61.06	83.52	52.94	54.82	58.03	66 / 70
MAINE	53.41	60.20	59.32	54.03	50.39	88.00	65.20	71.17	78.65	66.52	58.43	72.15	62.24	59.49	73.76	65.14	76.02	77.41	84.66	52.13	82.35	52.26	54.16	56.77	66 / 68
INTERNAL_HUB	53.81	60.93	59.31	54.29	51.13	60.26	66.37	71.87	79	69.37	66.58	74.66	63.99	60.9	75.83	66.8	78.56	81.46	88.36	72.62	84.26	53.54	55.49	59.75	67 / 71
Forecast	0.00	0.00	0.00	0.00	0.00	0.00	0.00	0.00	0.00	0.00	0.00	0.00	0.00	0.00	0.00	0.00	0.00	0.00	0.00	0.00	0.00	0.00	0.00	0.00	0 / 0
(RT) - (DA Load)	1.09	0.83	1.06	1.20	1.20	1.34	1.10	1.14	1.05	1.10	1.01	1.01	1.00	1.10	0.85	0.90	1.23	1.39	1.61	1.61	1.16	0.90	1.11	1.31	



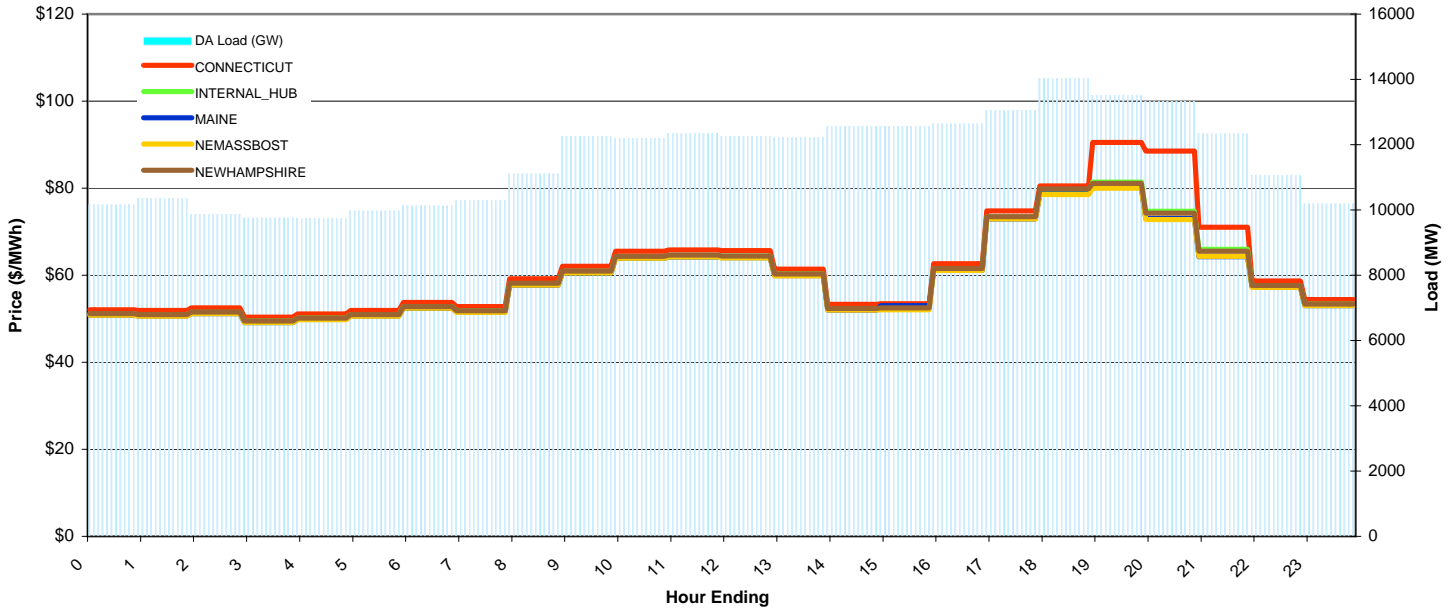
ISO-NE Daily Report

Report for 10/26/2008

Price Color Codes: <=0 >=100 >=200

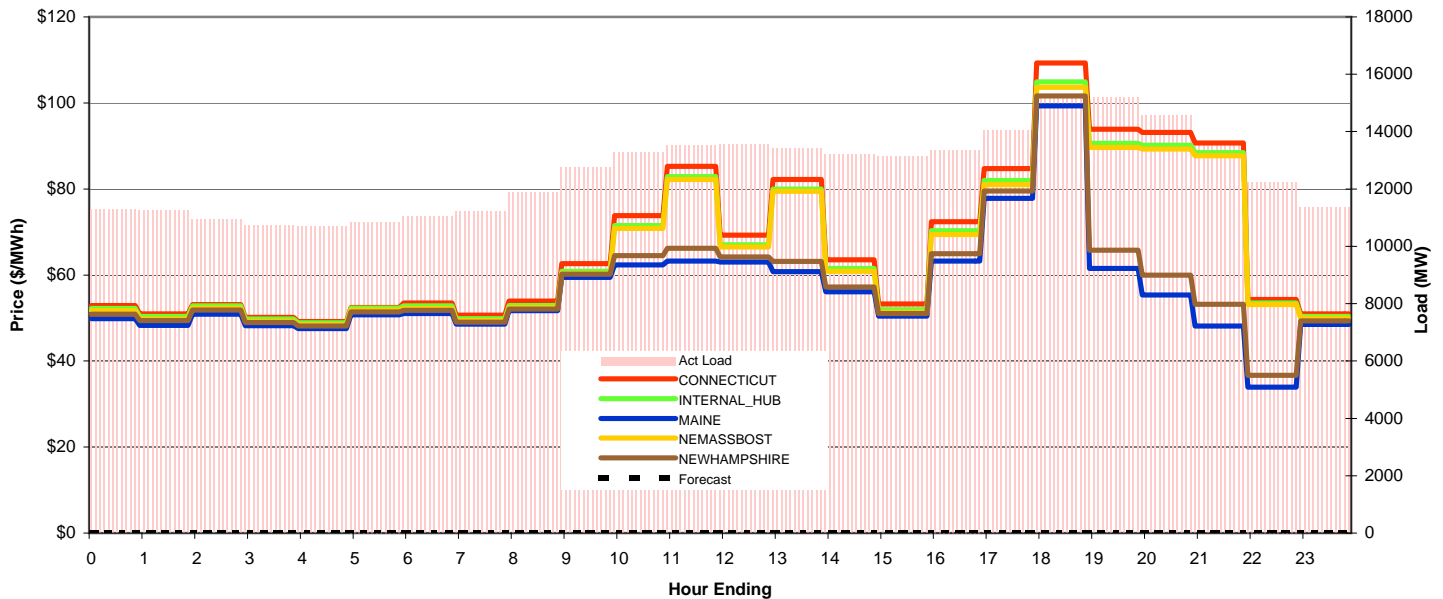
Day-Ahead Prices and Cleared Load

	HE1	HE2	HE3	HE4	HE5	HE6	HE7	HE8	HE9	HE10	HE11	HE12	HE13	HE14	HE15	HE16	HE17	HE18	HE19	HE20	HE21	HE22	HE23	HE24	avg all/peak
CONNECTICUT	52.09	51.91	52.47	50.38	51.09	51.91	53.78	52.82	59.21	62.06	65.51	65.82	65.65	61.41	53.32	53.44	62.68	74.81	80.55	90.54	88.53	71.06	58.70	54.39	62 / 67
NEMASSBOST	50.79	50.61	51.15	49.12	49.81	50.61	52.43	51.5	57.73	60.5	63.87	64.17	64	59.87	51.98	52.09	61.1	72.93	78.52	80	72.81	64.31	57.23	53.03	59 / 63
NEWHAMPSHIRE	51.14	50.96	51.51	49.46	50.16	50.96	52.79	51.86	58.13	60.92	64.31	64.61	64.44	60.29	52.34	52.47	61.53	73.44	79.88	81.12	74.23	65.51	57.62	53.39	60 / 64
MAINE	50.81	50.63	51.17	49.14	49.83	50.63	52.45	51.52	57.75	60.53	63.89	64.19	64.03	59.89	52.00	53.00	61.13	72.96	78.64	80.13	72.99	64.30	57.25	53.05	59 / 63
INTERNAL_HUB	51.12	50.94	51.49	49.45	50.14	50.94	52.77	51.84	58.11	60.9	64.29	64.59	64.42	60.27	52.32	52.44	61.51	73.41	79.04	81.41	74.73	65.92	57.6	53.38	60 / 64
DA Load (GW)	10.2	10.4	9.9	9.8	9.7	10.0	10.1	10.3	11.1	12.3	12.2	12.4	12.3	12.2	12.6	12.6	12.6	13.0	14.0	13.5	13.3	12.3	11.1	10.2	



Preliminary Real-Time Prices with Forecasted and Actual System Load

	HE1	HE2	HE3	HE4	HE5	HE6	HE7	HE8	HE9	HE10	HE11	HE12	HE13	HE14	HE15	HE16	HE17	HE18	HE19	HE20	HE21	HE22	HE23	HE24	avg all/peak
CONNECTICUT	52.93	50.99	53.13	50.15	49.18	52.42	53.49	50.67	53.92	62.66	73.77	85.29	69.27	82.19	63.54	53.30	72.41	84.72	109.27	93.91	93.16	90.68	54.28	50.97	67 / 75
NEMASSBOST	51.74	49.78	52.31	49.26	48.42	51.86	52.23	49.39	52.42	60.32	70.79	82.24	66.49	79.42	60.82	51.32	69.41	81.04	103.66	89.63	89.3	87.68	53.1	50.01	65 / 72
NEWHAMPSHIRE	50.86	49.37	51.86	48.97	48.13	51.41	51.81	49.04	52.11	60.2	64.5	66.22	64.22	63.18	57.23	51.05	64.98	79.53	101.6	65.76	59.98	53.17	36.7	49.35	58 / 62
MAINE	49.88	48.31	50.90	48.19	47.54	48.00	51.04	48.58	51.72	59.44	62.36	63.21	62.98	60.77	56.09	50.47	63.22	77.83	99.30	61.51	55.34	48.12	33.89	48.47	58 / 60
INTERNAL_HUB	52.25	50.4	52.82	49.76	48.85	52.27	52.79	49.86	52.87	60.89	71.5	82.91	67.04	79.94	61.56	51.9	70.29	82.02	104.93	90.63	90.16	88.45	53.52	50.4	65 / 72
Forecast	0.00	0.00	0.00	0.00	0.00	0.00	0.00	0.00	0.00	0.00	0.00	0.00	0.00	0.00	0.00	0.00	0.00	0.00	0.00	0.00	0.00	0.00	0.00	0.00	0 / 0
(RT) - (DA Load)	1.12	0.90	1.08	0.97	0.94	0.87	0.92	0.94	0.77	0.49	1.09	1.15	1.30	1.18	0.65	0.56	0.73	0.98	1.26	1.67	1.23	1.18	1.18	1.16	



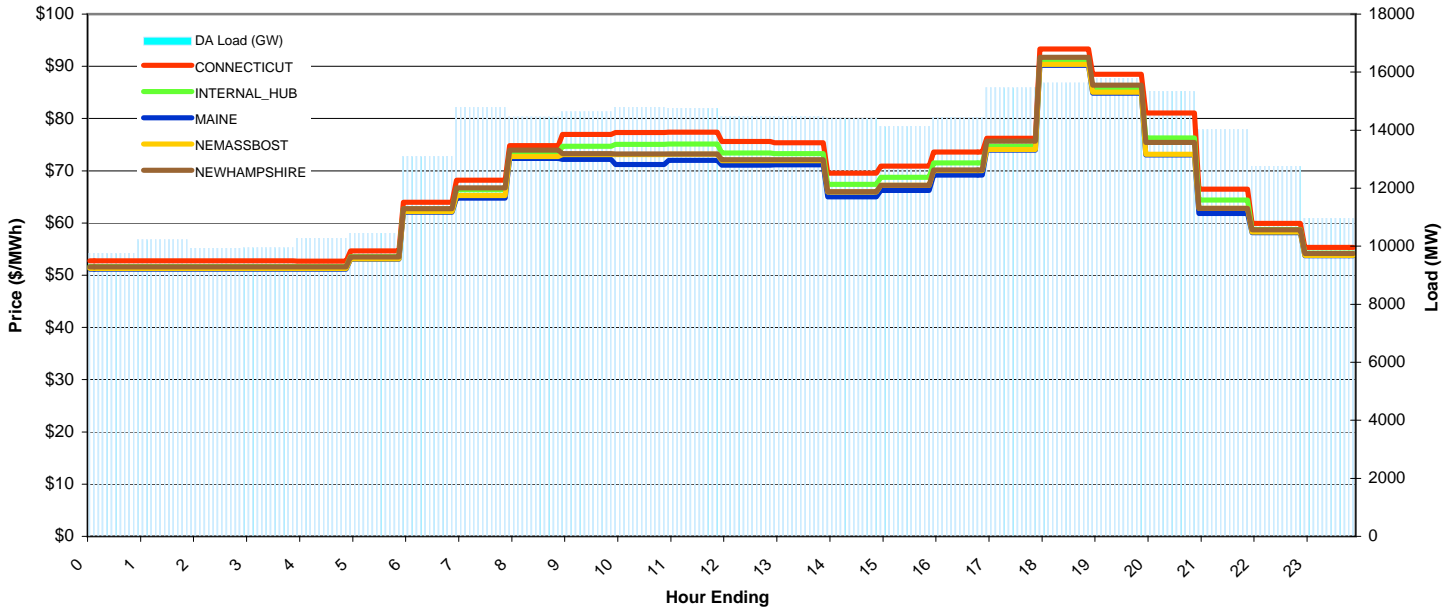
ISO-NE Daily Report

Report for 10/27/2008

Price Color Codes: <=0 >=100 >=200

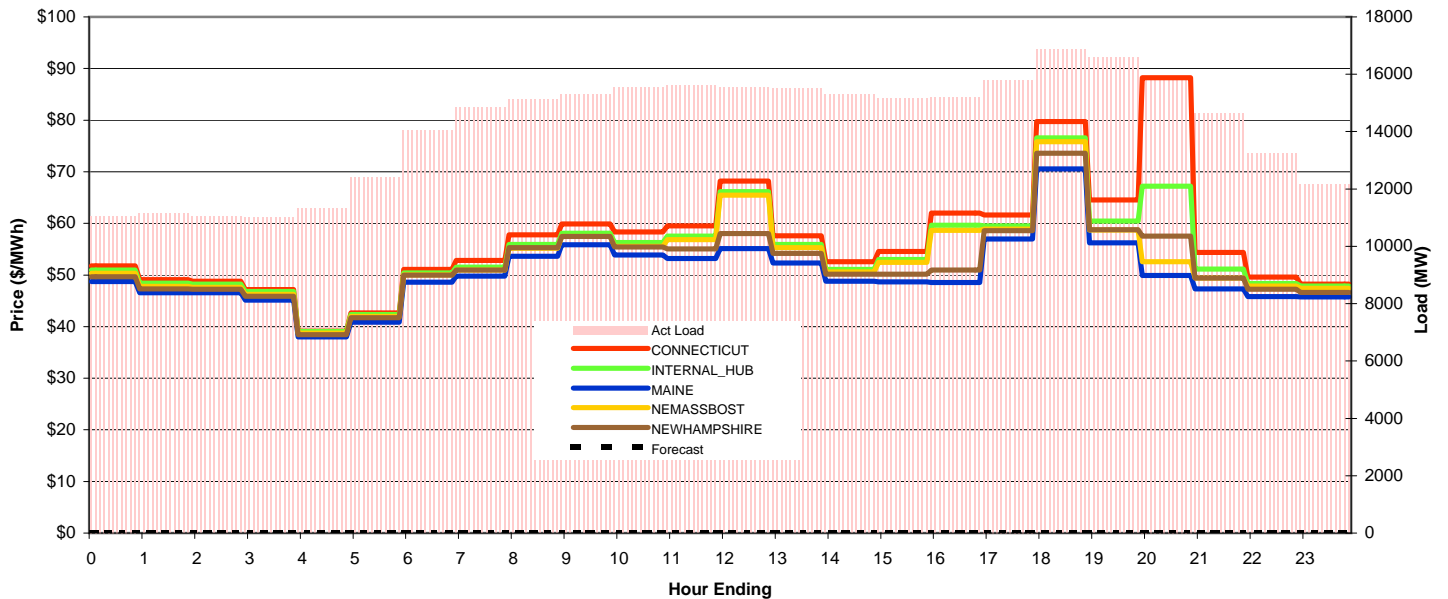
Day-Ahead Prices and Cleared Load

	HE1	HE2	HE3	HE4	HE5	HE6	HE7	HE8	HE9	HE10	HE11	HE12	HE13	HE14	HE15	HE16	HE17	HE18	HE19	HE20	HE21	HE22	HE23	HE24	avg all/peak
CONNECTICUT	52.73	52.73	52.73	52.73	52.71	54.65	63.99	68.18	74.81	76.96	77.33	77.41	75.61	75.36	69.55	70.90	73.60	76.24	93.34	88.47	81.09	66.50	59.94	55.34	68 / 75
NEMASSBOST	51.27	51.27	51.27	51.27	51.27	53.14	62.18	65.26	72.74	73.11	73.15	73.15	71.93	71.91	65.92	67.2	70.06	74.11	90.38	85.04	73.18	62.83	58.28	53.81	66 / 72
NEWHAMPSHIRE	51.62	51.62	51.62	51.62	51.62	53.5	62.74	66.71	73.94	73.28	73.22	73.22	72.09	72.12	66.01	67.21	70.15	75.67	91.7	86.42	75.43	62.82	58.68	54.18	66 / 72
MAINE	51.17	51.17	51.17	51.17	51.17	53.04	62.06	64.79	72.35	72.20	71.21	72.02	71.05	71.13	64.99	66.22	69.18	73.96	90.21	84.87	73.02	61.85	58.17	53.71	65 / 71
INTERNAL_HUB	51.67	51.67	51.67	51.67	51.67	53.55	62.66	66.37	73.31	74.69	75.04	75.1	73.41	73.27	67.42	68.72	71.48	74.7	91.1	85.71	76.31	64.4	58.74	54.23	67 / 73
DA Load (GW)	9.8	10.2	9.9	10.0	10.3	10.5	13.1	14.8	14.5	14.6	14.8	14.8	14.5	14.4	14.1	14.4	15.5	15.6	15.8	15.3	14.0	12.8	11.0		



Preliminary Real-Time Prices with Forecasted and Actual System Load

	HE1	HE2	HE3	HE4	HE5	HE6	HE7	HE8	HE9	HE10	HE11	HE12	HE13	HE14	HE15	HE16	HE17	HE18	HE19	HE20	HE21	HE22	HE23	HE24	avg all/peak
CONNECTICUT	51.76	49.11	48.77	47.16	39.11	42.65	51.09	52.83	57.79	59.91	58.36	59.50	68.20	57.58	52.59	54.57	62.02	61.60	79.72	64.54	88.24	54.34	49.58	48.26	57 / 61
NEMASSBOST	50.35	47.77	47.63	46.27	38.76	41.96	50.01	50.98	55.2	57.44	55.54	56.85	65.45	55.31	50.61	52.45	58.65	58.91	75.8	58.7	52.55	49.42	47.88	47.45	53 / 56
NEWHAMPSHIRE	49.68	47.29	47.23	45.85	38.45	41.74	49.95	50.95	55.31	57.49	55.44	55.06	58.05	54.21	50.13	50.18	60.96	58.6	73.62	58.78	57.55	49.39	47.22	46.64	52 / 55
MAINE	48.73	46.59	46.56	45.12	38.00	41.00	48.60	49.79	53.63	55.86	53.86	53.17	55.09	52.32	48.78	48.64	48.52	56.95	70.55	56.23	49.89	47.33	45.81	45.78	52 / 53
INTERNAL_HUB	50.97	48.44	48.24	46.82	39.08	42.36	50.41	51.5	55.91	58.08	56.3	57.54	66.18	55.92	51.11	52.98	59.64	59.49	76.57	60.45	67.19	51.13	48.38	47.88	54 / 58
Forecast	0.00	0.00	0.00	0.00	0.00	0.00	0.00	0.00	0.00	0.00	0.00	0.00	0.00	0.00	0.00	0.00	0.00	0.00	0.00	0.00	0.00	0.00	0.00	0.00	0 / 0
(RT) - (DA Load)	1.30	0.93	1.08	1.06	1.04	1.93	0.96	0.05	0.65	0.67	0.75	0.85	1.06	1.04	0.87	1.01	0.76	0.33	1.22	0.80	0.50	0.61	0.47	1.20	



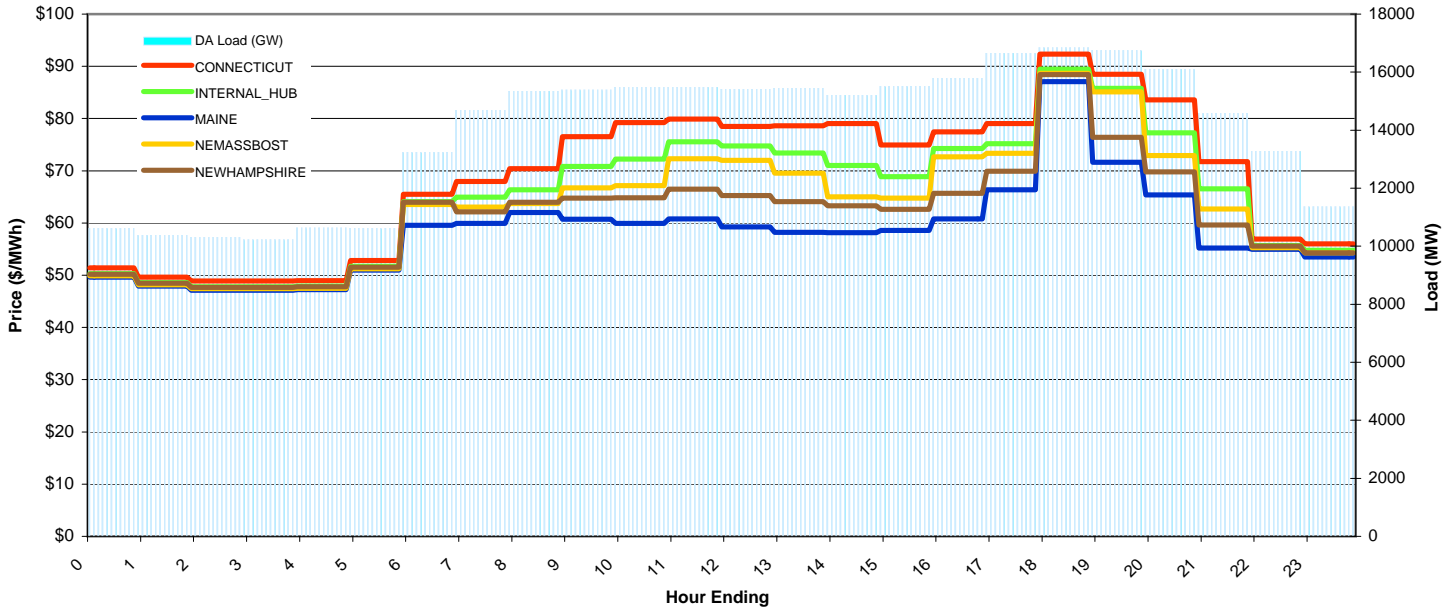
ISO-NE Daily Report

Report for 10/28/2008

Price Color Codes: <=0 >=100 >=200

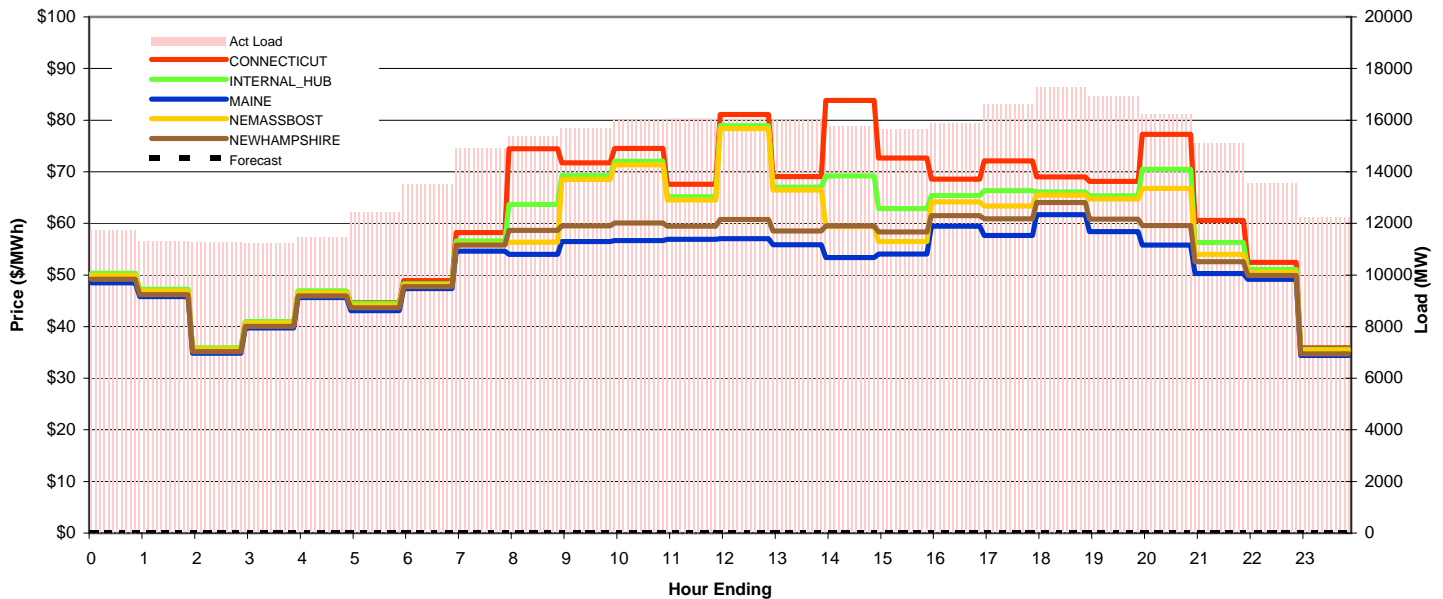
Day-Ahead Prices and Cleared Load

	HE1	HE2	HE3	HE4	HE5	HE6	HE7	HE8	HE9	HE10	HE11	HE12	HE13	HE14	HE15	HE16	HE17	HE18	HE19	HE20	HE21	HE22	HE23	HE24	avg all/peak
CONNECTICUT	51.43	49.66	48.87	48.87	48.95	52.82	65.52	67.93	70.39	76.51	79.22	79.90	78.51	78.62	79.04	74.94	77.47	79.07	92.32	88.47	83.60	71.75	56.95	55.99	69 / 77
NEMASSBOST	49.9	48.18	47.41	47.41	47.49	51.25	63.57	63.06	63.72	66.72	67.16	72.31	72	69.54	65	64.75	72.7	73.33	88.68	85.09	72.91	62.68	55.24	54.31	64 / 70
NEWHAMPSHIRE	50.2	48.47	47.7	47.7	47.77	51.55	63.94	62.13	64	64.79	64.84	66.46	65.27	64.08	63.27	62.64	65.66	69.89	88.42	76.43	69.79	59.6	55.57	54.28	61 / 66
MAINE	49.62	47.91	47.15	47.15	47.22	50.96	59.56	59.92	61.99	60.71	59.95	60.77	59.27	58.22	58.18	58.60	60.76	66.33	87.08	71.66	65.36	55.18	54.95	53.48	58 / 62
INTERNAL_HUB	50.33	48.6	47.82	47.82	47.9	51.69	64.12	64.95	66.36	70.82	72.27	75.54	74.78	73.43	70.99	68.9	74.27	75.18	89.45	85.78	77.28	66.52	55.72	54.8	66 / 73
DA Load (GW)	10.6	10.4	10.3	10.2	10.6	10.6	13.2	14.7	15.3	15.4	15.5	15.5	15.4	15.5	15.2	15.5	15.8	16.7	16.8	16.7	16.1	14.6	13.3	11.4	



Preliminary Real-Time Prices with Forecasted and Actual System Load

	HE1	HE2	HE3	HE4	HE5	HE6	HE7	HE8	HE9	HE10	HE11	HE12	HE13	HE14	HE15	HE16	HE17	HE18	HE19	HE20	HE21	HE22	HE23	HE24	avg all/peak
CONNECTICUT	50.12	47.03	35.71	40.75	46.74	44.63	48.91	58.21	74.44	71.71	74.49	67.56	81.08	69.09	83.80	72.68	68.56	72.12	69.00	68.16	77.27	60.55	52.45	35.87	61 / 70
NEMASSBOST	49.92	46.84	35.62	40.67	46.56	44.09	48.03	55.98	56.35	68.52	71.38	64.52	78.38	66.44	59.4	56.5	64.16	63.36	65.44	64.72	66.75	54.02	50.53	35.36	56 / 63
NEWHAMPSHIRE	49.15	46.16	35.14	40.02	45.92	43.66	47.76	55.79	58.66	59.49	60.08	59.43	60.77	58.54	59.51	58.31	61.52	60.89	64.03	60.8	59.58	52.6	49.91	34.71	53 / 59
MAINE	48.46	45.79	34.83	39.73	45.63	48.00	47.37	54.60	53.99	56.50	56.67	56.91	57.02	55.83	53.35	54.09	59.43	57.68	61.70	58.43	55.82	50.29	49.19	34.40	53 / 56
INTERNAL_HUB	50.32	47.22	35.91	40.98	46.93	44.52	48.29	56.61	63.67	69.24	72.02	65.18	78.93	66.99	69.21	62.86	65.4	66.32	66.07	65.36	70.5	56.28	51.09	35.56	58 / 65
Forecast	0.00	0.00	0.00	0.00	0.00	0.00	0.00	0.00	0.00	0.00	0.00	0.00	0.00	0.00	0.00	0.00	0.00	0.00	0.00	0.00	0.00	0.00	0.00	0.00	0 / 0
(RT) - (DA Load)	1.13	0.90	0.96	1.00	0.84	1.79	0.28	0.22	0.02	0.28	0.51	0.60	0.65	0.52	0.55	0.14	0.09	-0.06	0.44	0.19	0.11	0.51	0.26	0.86	



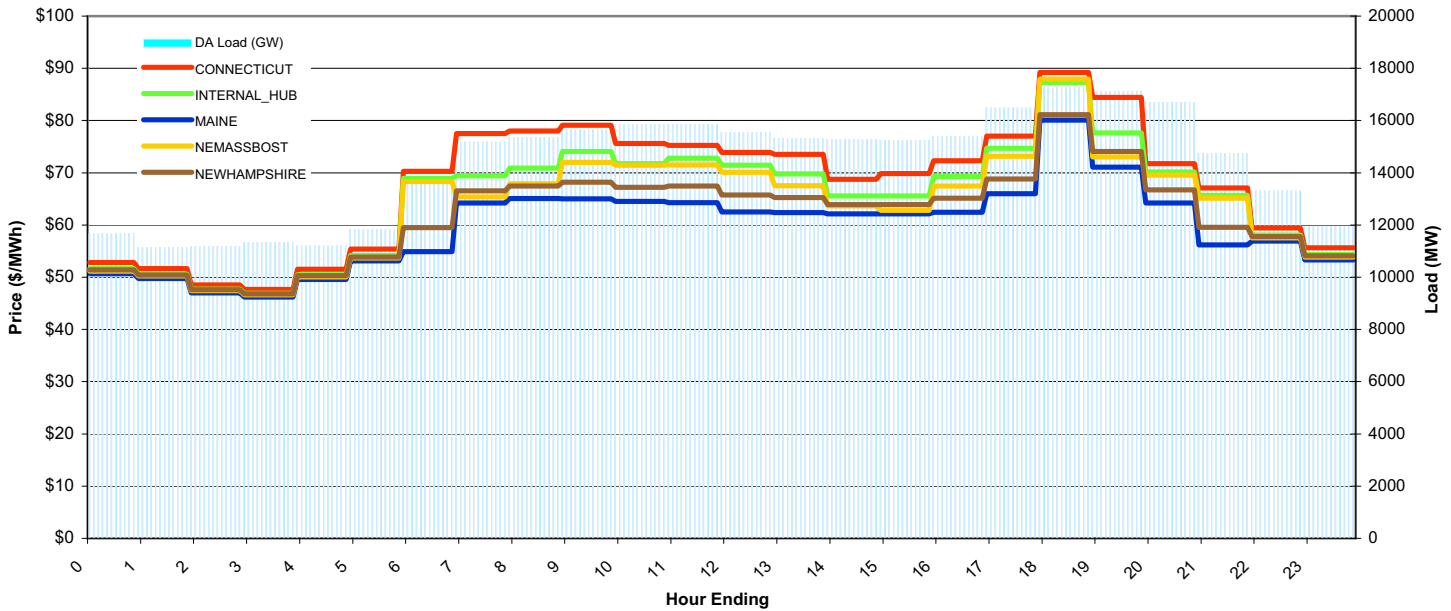
ISO-NE Daily Report

Report for 10/29/2008

Price Color Codes: <=0 >=100 >=200

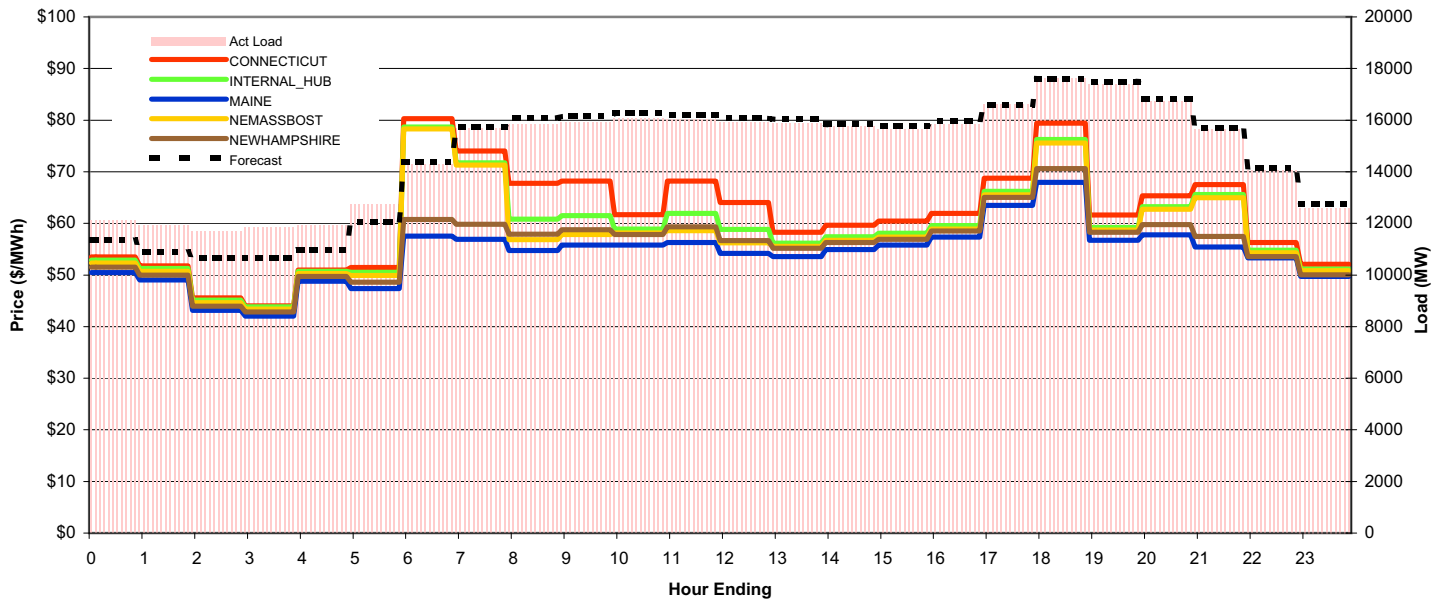
Day-Ahead Prices and Cleared Load

	HE1	HE2	HE3	HE4	HE5	HE6	HE7	HE8	HE9	HE10	HE11	HE12	HE13	HE14	HE15	HE16	HE17	HE18	HE19	HE20	HE21	HE22	HE23	HE24	avg all/peak
CONNECTICUT	52.84	51.68	48.53	47.65	51.51	55.39	70.26	77.53	78.00	79.13	75.59	75.27	73.87	73.50	68.75	69.87	72.32	77.00	89.19	84.41	71.76	67.09	59.41	55.62	68 / 75
NEMASSBOST	51.17	50.24	47.43	46.65	50.08	53.65	68.35	65.38	67.87	72	71.47	71.52	70.09	67.5	63.67	62.8	67.48	73.14	87.9	73.03	69.54	65.15	57.54	53.87	64 / 69
NEWHAMPSHIRE	51.39	50.45	47.6	46.81	50.28	53.88	59.49	66.56	67.45	68.18	67.23	67.46	65.72	65.24	63.9	63.88	65.13	68.8	81.12	74.06	66.73	59.55	57.78	54.1	62 / 67
MAINE	50.67	49.75	46.98	46.20	49.57	53.11	54.92	64.22	65.09	65.03	64.54	64.30	62.50	62.36	62.11	62.11	62.44	66.02	80.08	71.06	64.24	56.20	56.95	53.32	60 / 64
INTERNAL_HUB	51.64	50.64	47.74	46.93	50.48	54.14	68.92	69.4	70.9	74.11	71.74	72.82	71.42	69.8	65.55	65.57	69.28	74.72	87.32	77.63	70.15	65.7	58.06	54.36	65 / 71
DA Load (GW)	11.7	11.1	11.2	11.3	11.2	11.8	13.6	15.2	15.4	15.7	15.8	15.9	15.6	15.3	15.3	15.2	15.4	16.5	17.3	17.1	16.7	14.8	13.3	11.9	



Preliminary Real-Time Prices with Forecasted and Actual System Load

	HE1	HE2	HE3	HE4	HE5	HE6	HE7	HE8	HE9	HE10	HE11	HE12	HE13	HE14	HE15	HE16	HE17	HE18	HE19	HE20	HE21	HE22	HE23	HE24	avg all/peak
CONNECTICUT	53.53	51.76	45.55	44.04	50.99	51.48	80.26	74.04	67.75	68.22	61.67	68.21	64.04	58.27	59.62	60.45	61.96	68.76	79.41	61.80	65.36	67.52	56.27	52.08	61 / 65
NEMASSBOST	52.3	50.71	44.63	43.41	50.27	49.92	78.32	71.3	56.86	57.83	58.16	58.61	56.21	55.55	56.71	57.37	58.92	65.53	75.57	58.73	62.77	64.95	54.28	50.84	58 / 61
NEWHAMPSHIRE	51.49	49.97	43.94	42.81	49.7	48.6	60.77	59.83	57.89	58.75	57.82	59.32	56.65	55.16	56.28	56.91	58.53	65.05	70.64	58.26	59.74	57.44	53.58	50.02	56 / 59
MAINE	50.44	49.05	43.13	42.05	48.77	88.00	57.55	56.92	54.74	55.80	55.78	56.29	54.19	53.57	54.91	55.77	57.35	63.46	67.92	56.71	57.75	55.42	53.30	49.70	56 / 57
INTERNAL_HUB	52.87	51.28	45.13	43.82	50.74	50.51	78.69	71.71	60.82	61.53	58.87	61.95	58.86	56.14	57.39	58.08	59.58	66.19	76.23	59.2	63.25	65.59	54.79	51.17	59 / 62
Forecast	11.35	10.88	10.66	10.66	10.96	12.07	14.37	15.75	16.08	16.16	16.27	16.22	16.08	16.03	15.84	15.77	15.98	16.60	17.61	17.50	16.84	15.70	14.15	12.73	15 / 16
(RT) - (DA Load)	0.44	0.79	0.50	0.50	0.70	0.92	0.68	0.50	0.47	0.25	0.22	0.18	0.37	0.56	0.46	0.39	0.46	0.14	0.33	0.24	0.03	0.89	0.73	0.67	



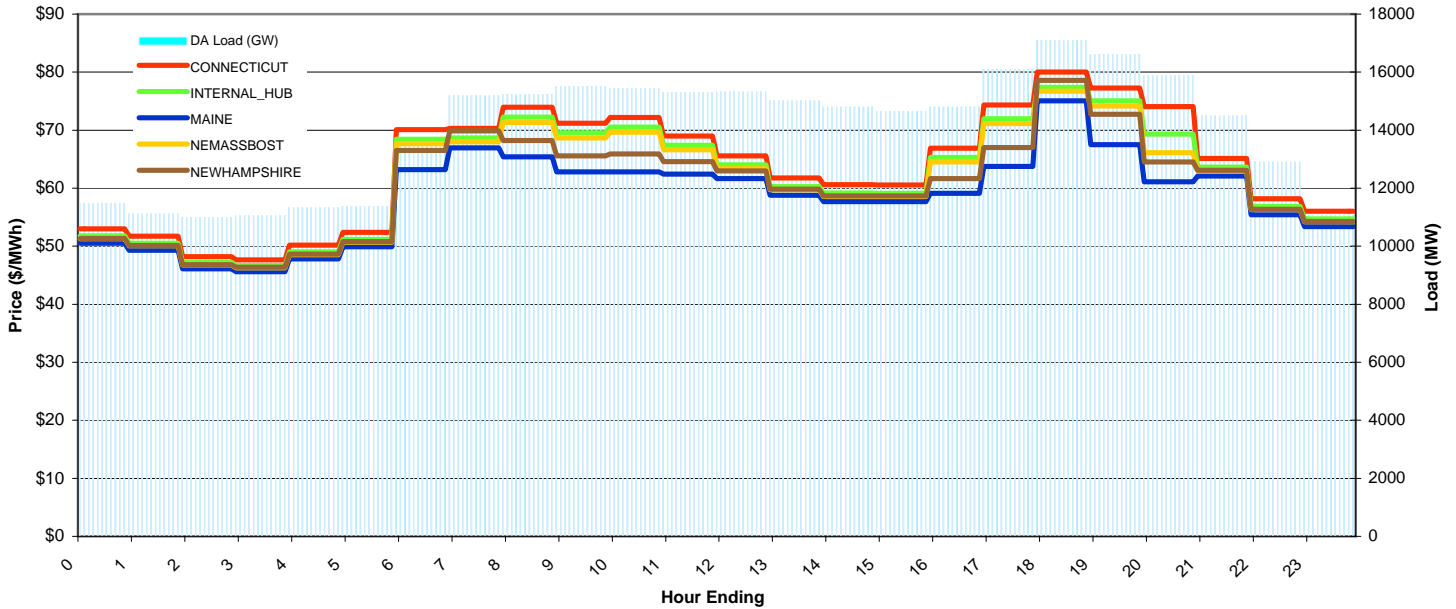
ISO-NE Daily Report

Report for 10/30/2008

Price Color Codes: <=0 >=100 >=200

Day-Ahead Prices and Cleared Load

	HE1	HE2	HE3	HE4	HE5	HE6	HE7	HE8	HE9	HE10	HE11	HE12	HE13	HE14	HE15	HE16	HE17	HE18	HE19	HE20	HE21	HE22	HE23	HE24	avg all/peak
CONNECTICUT	53.02	51.75	48.20	47.65	50.19	52.41	70.08	70.30	73.94	71.19	72.19	69.00	65.55	61.77	60.60	60.57	66.88	74.32	80.00	77.25	74.05	65.15	58.20	56.03	64 / 69
NEMASSBOST	51.27	50.05	46.77	46.29	48.54	50.68	67.68	67.97	71.33	68.66	69.65	66.63	63.35	59.7	58.57	58.55	64.52	71.14	76.7	74.19	66.12	63	56.28	54.19	61 / 66
NEWHAMPSHIRE	51.36	50.13	46.84	46.36	48.63	50.77	66.48	69.86	68.21	65.56	65.91	64.59	62.98	59.81	58.67	58.66	61.66	67.03	78.58	72.76	64.53	63.11	56.38	54.28	61 / 65
MAINE	50.51	49.31	46.08	45.61	47.82	49.93	63.22	66.95	65.41	62.81	62.84	62.41	61.68	58.80	57.69	57.67	59.10	63.76	75.08	67.52	61.09	62.07	55.45	53.39	59 / 63
INTERNAL_HUB	51.78	50.54	47.18	46.68	49.02	51.18	68.46	68.64	72.23	69.54	70.53	67.4	64	60.3	59.16	59.13	65.32	71.96	77.38	75.05	69.33	63.63	56.84	54.72	62 / 67
DA Load (GW)	11.5	11.1	11.0	11.0	11.3	11.4	13.7	15.2	15.2	15.5	15.4	15.3	15.0	14.8	14.7	14.8	16.1	17.1	16.6	15.9	14.5	12.9	11.1		



Preliminary Real-Time Prices with Forecasted and Actual System Load

	HE1	HE2	HE3	HE4	HE5	HE6	HE7	HE8	HE9	HE10	HE11	HE12	HE13	HE14	HE15	HE16	HE17	HE18	HE19	HE20	HE21	HE22	HE23	HE24	avg all/peak
CONNECTICUT	57.47	54.79	54.90	55.03	55.29	53.00	78.61	81.00	76.56	65.59	72.56	65.75	60.99	57.65	58.17	57.90	60.89	66.22	66.80	77.18	71.00	62.49	56.30	50.17	63 / 66
NEMASSBOST	56.06	53.63	53.84	53.92	54.25	52.41	77.23	78.49	73.63	62.91	69.4	62.97	58.74	56.35	56.56	56.38	58.64	63.96	64.56	73.33	67.32	59.55	54.51	49.2	61 / 64
NEWHAMPSHIRE	55.27	52.9	53.17	53.28	53.63	51.85	74.61	78.22	64.04	62.45	67.08	62.48	58.1	55.81	56.04	55.85	58.06	63.46	64.05	72.03	62.97	59.26	54.06	48.48	60 / 62
MAINE	54.54	52.10	52.69	52.80	52.81	88.00	72.61	76.32	61.13	61.22	65.00	60.96	56.69	54.83	54.99	54.90	56.77	62.23	62.76	70.19	60.99	58.05	53.60	47.98	60 / 61
INTERNAL_HUB	56.6	54.19	54.45	54.56	54.84	52.72	77.58	79.03	74.38	63.52	70.15	63.71	59.34	56.6	56.92	56.71	59.22	64.45	64.85	74.03	68.02	60.18	54.87	49.35	62 / 64
Forecast	11.81	11.34	11.12	11.10	11.40	12.51	14.81	16.04	16.17	16.22	16.25	16.10	15.89	15.75	15.52	15.39	15.52	16.17	17.26	17.28	16.76	15.73	14.18	12.75	15 / 16
(RT) - (DA Load)	0.71	0.90	1.07	1.00	0.73	1.06	0.98	0.90	0.93	0.65	0.78	0.78	0.55	0.71	0.70	0.69	0.69	0.12	0.25	0.66	0.88	1.25	1.29	1.71	

