



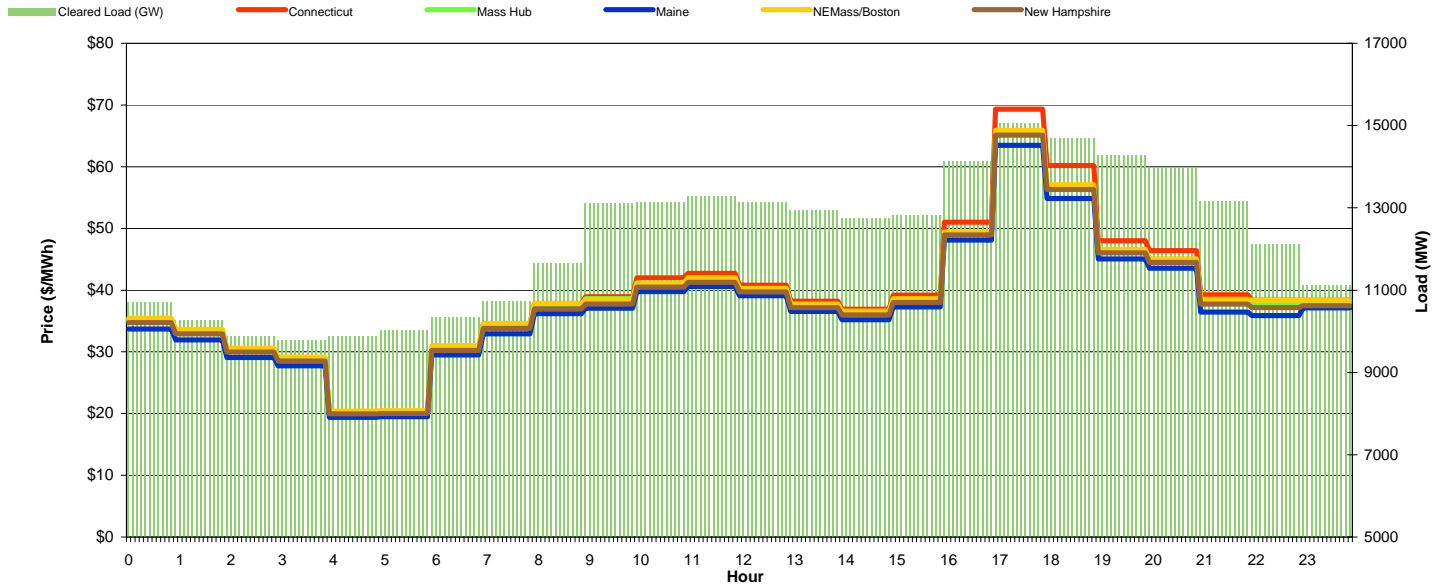
ISO-NE Daily Report

Sunday January 01, 2012

Price	<=0	>=100	>=200
Forecast Error %	0-4.9%	5-9.9%	>=10%

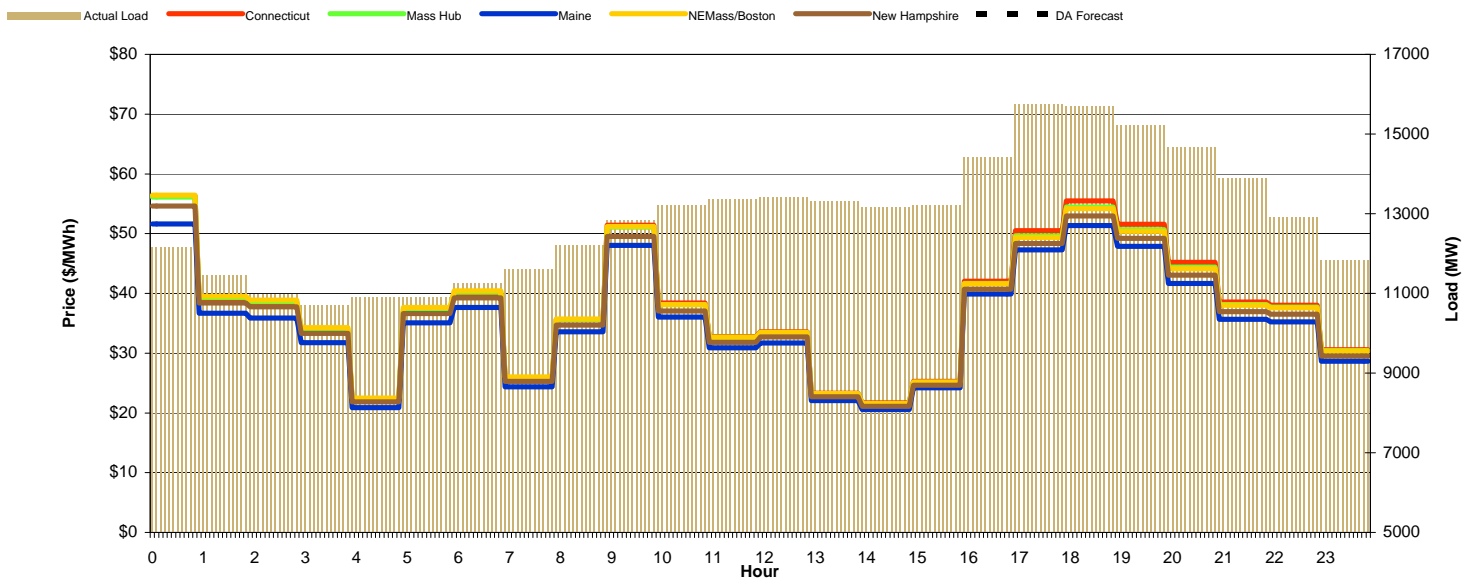
Day-Ahead Prices and Cleared Load

Hour Ending:	1	2	3	4	5	6	7	8	9	10	11	12	13	14	15	16	17	18	19	20	21	22	23	24	Avg. Hr \$			
Connecticut	35.31	33.40	30.15	28.78	20.12	20.16	30.63	34.52	37.87	38.92	41.98	42.72	40.78	38.19	36.92	39.21	51.02	69.30	60.20	48.03	46.38	39.25	38.36	38.35	39.19	43.98	All	On Pk
NEMass/Boston	35.46	33.65	30.59	29.15	20.42	20.46	30.99	34.60	37.83	38.46	41.11	41.98	40.28	37.77	36.60	38.61	49.43	65.90	57.07	46.59	45.03	38.52	38.36	38.38	38.64	43.01		
New Hampshire	34.75	32.94	29.99	28.54	19.96	20.00	30.24	33.81	36.97	37.73	40.49	41.28	39.69	37.19	35.99	37.98	48.96	65.11	56.32	46.04	44.47	37.72	37.20	37.47	37.95	42.31		
Maine	33.70	31.92	29.10	27.72	19.38	19.48	29.51	32.91	36.21	37.08	39.75	40.61	39.11	36.54	35.23	37.28	48.12	63.44	54.84	45.04	43.54	36.44	35.90	37.13	37.08	41.38		
Mass Hub	35.12	33.38	30.26	28.88	20.23	20.26	30.72	34.16	37.40	38.62	41.18	42.04	40.23	37.69	36.39	38.50	49.36	65.56	56.59	46.38	45.00	38.43	38.00	38.12	38.44	42.85		
Cleared Load (GW)	10.7	10.3	9.9	9.8	9.9	10.0	10.3	10.7	11.7	13.1	13.1	13.3	13.1	12.9	12.7	12.8	14.1	15.0	14.7	14.3	14.0	13.2	12.1	11.1				



Preliminary Real-Time Prices with Forecasted and Actual System Load

Hour Ending:	1	2	3	4	5	6	7	8	9	10	11	12	13	14	15	16	17	18	19	20	21	22	23	24	Avg. Hr \$				
Connecticut	56.34	39.05	38.21	33.69	22.05	36.91	39.95	25.83	35.60	51.40	38.39	32.78	33.56	23.31	21.70	25.27	42.02	50.52	55.45	51.55	45.20	38.56	38.02	30.54	37.75	38.07	All	On Pk	
NEMass/Boston	56.46	39.53	38.88	34.28	22.48	37.66	40.45	26.01	35.72	51.21	38.12	32.65	33.46	23.24	21.59	25.15	41.59	49.39	54.19	50.40	44.11	38.01	37.60	30.34	37.61	37.65			
New Hampshire	54.60	38.41	37.74	33.28	21.86	36.60	39.27	25.26	34.68	49.55	37.06	31.81	32.72	22.71	21.09	24.62	40.68	48.37	52.95	49.21	43.03	36.97	36.52	29.53	36.61	36.70			
Maine	51.60	36.67	35.87	31.74	20.90	35.10	37.67	24.34	33.60	48.03	36.04	30.90	31.69	22.06	20.55	24.21	39.89	47.28	51.33	47.86	41.67	35.65	35.25	28.63	35.36	35.65			
Mass Hub	56.14	39.28	38.62	34.06	22.34	37.40	40.24	25.89	35.59	51.10	38.10	32.65	33.47	23.23	21.59	25.14	41.68	49.66	54.45	50.65	44.38	38.11	37.69	30.40	37.58	37.71			
DA Forecast Load (GW)	0.00	0.00	0.00	0.00	0.00	0.00	0.00	0.00	0.00	0.00	0.00	0.00	0.00	0.00	0.00	0.00	0.00	0.00	0.00	0.00	0.00	0.00	0.00	0.00	0.00	0.00			
Forecast Error %	#DIV/0!	#DIV/0!	#DIV/0!	#DIV/0!	#DIV/0!	#DIV/0!	#DIV/0!	#DIV/0!	#DIV/0!	#DIV/0!	#DIV/0!	#DIV/0!	#DIV/0!	#DIV/0!	#DIV/0!	#DIV/0!	#DIV/0!	#DIV/0!	#DIV/0!	#DIV/0!	#DIV/0!	#DIV/0!	#DIV/0!	#DIV/0!	#DIV/0!	#DIV/0!	#DIV/0!		





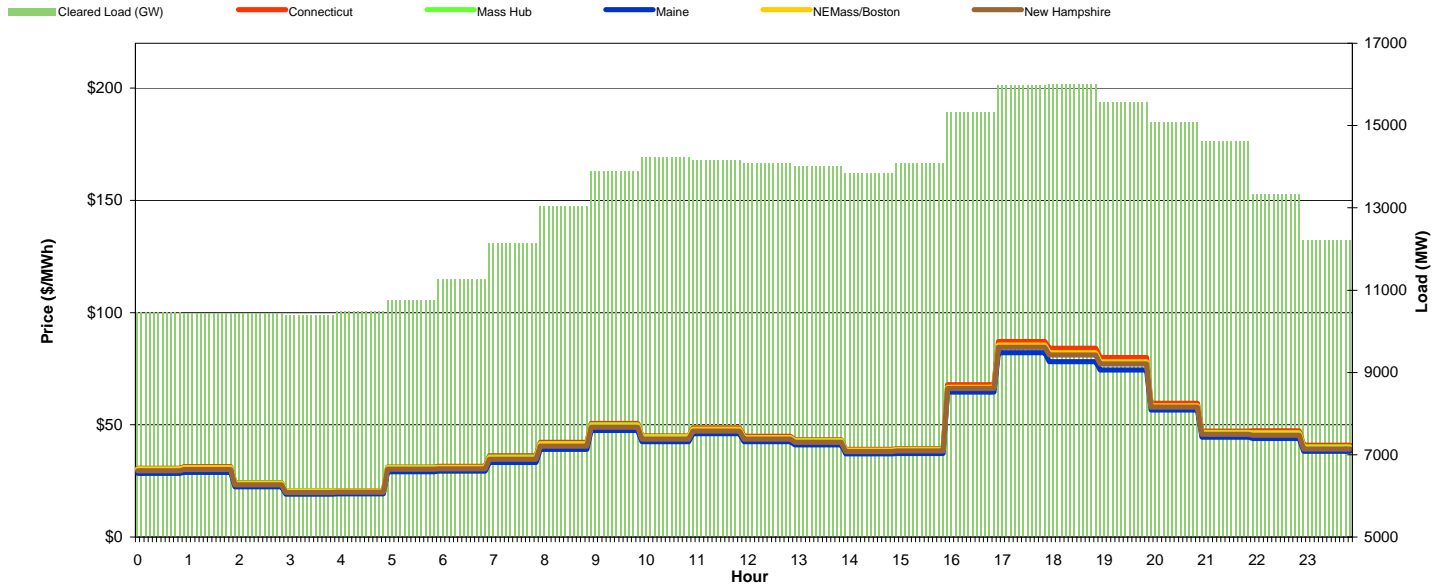
ISO-NE Daily Report

Monday January 02, 2012

Price	<=0	>=100	>=200
Forecast Error %	0-4.9%	5-9.9%	>=10%

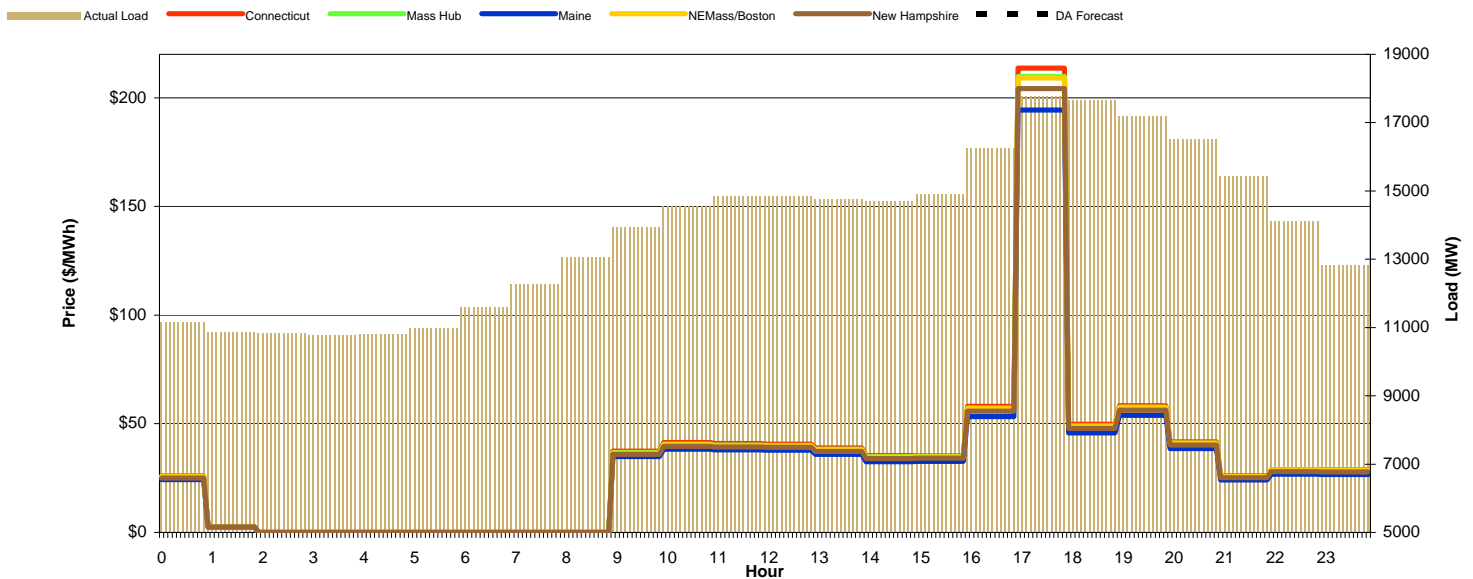
Day-Ahead Prices and Cleared Load

Hour Ending:	1	2	3	4	5	6	7	8	9	10	11	12	13	14	15	16	17	18	19	20	21	22	23	24	Avg. Hr \$			
Connecticut	30.63	31.32	24.18	20.60	20.58	31.29	31.50	36.20	42.24	50.63	45.03	48.61	44.87	43.28	39.03	39.36	67.86	87.13	84.06	79.99	59.65	47.21	47.36	40.97	45.57	53.91	All	On Pk
NEMass/Boston	30.25	30.75	23.85	20.32	20.33	30.86	30.92	35.27	41.33	49.64	44.43	47.95	44.27	42.79	38.59	38.90	66.74	85.61	82.17	78.03	58.43	46.36	46.14	39.80	44.74	52.92		
New Hampshire	29.51	30.02	23.31	19.88	19.90	30.19	30.32	34.66	40.56	48.84	43.70	47.26	43.67	42.22	38.10	38.39	66.09	84.59	81.06	77.09	57.82	45.71	45.34	39.28	44.06	52.19		
Maine	28.39	28.81	22.39	19.16	19.20	29.13	29.38	33.22	39.09	47.43	42.47	46.05	42.53	41.03	37.08	37.23	64.64	82.14	78.18	74.38	56.63	44.44	43.93	38.23	42.72	50.65		
Mass Hub	30.36	30.95	24.05	20.49	20.46	31.03	31.08	35.59	41.59	50.07	44.71	48.10	44.41	43.00	38.71	39.06	66.56	85.30	81.99	78.00	58.36	46.56	46.45	40.22	44.88	53.03		
Cleared Load (GW)	10.5	10.4	10.4	10.4	10.5	10.7	11.3	12.1	13.0	13.9	14.2	14.2	14.1	14.0	13.8	14.1	15.3	16.0	16.0	15.6	15.1	14.6	13.3	12.2				



Preliminary Real-Time Prices with Forecasted and Actual System Load

Hour Ending:	1	2	3	4	5	6	7	8	9	10	11	12	13	14	15	16	17	18	19	20	21	22	23	24	Avg. Hr \$				
Connecticut	26.01	2.57	0.00	0.00	0.00	0.00	0.00	0.00	0.00	37.34	41.31	40.92	40.69	38.93	35.35	35.26	57.95	213.65	49.72	58.25	41.74	26.07	28.85	28.87	33.48	46.63	All	On Pk	
NEMass/Boston	25.76	2.55	0.00	0.00	0.00	0.00	0.00	0.00	0.00	36.50	40.29	39.95	39.77	37.95	34.68	34.68	57.02	209.15	48.91	57.53	41.04	25.76	28.73	28.67	32.87	45.75			
New Hampshire	25.06	2.48	0.00	0.00	0.00	0.00	0.00	0.00	0.00	35.87	39.62	39.32	39.18	37.31	34.04	34.11	55.83	204.26	47.91	56.24	40.22	25.23	27.98	27.86	32.19	44.82			
Maine	24.32	2.41	0.00	0.00	0.00	0.00	0.00	0.00	0.00	34.92	38.32	38.02	37.87	35.87	32.56	32.75	53.37	194.31	45.83	53.93	38.57	24.18	26.86	26.67	30.87	42.96			
Mass Hub	25.86	2.56	0.00	0.00	0.00	0.00	0.00	0.00	0.00	36.77	40.62	40.26	40.10	38.29	34.90	34.85	57.24	209.86	49.03	57.59	41.14	25.78	28.68	28.63	33.01	45.94			
DA Forecast Load (GW)	0.00	0.00	0.00	0.00	0.00	0.00	0.00	0.00	0.00	0.00	0.00	0.00	0.00	0.00	0.00	0.00	0.00	0.00	0.00	0.00	0.00	0.00	0.00	0.00	0.00	0.00			
Forecast Error %	#DIV/0!	#DIV/0!	#DIV/0!	#DIV/0!	#DIV/0!	#DIV/0!	#DIV/0!	#DIV/0!	#DIV/0!	#DIV/0!	#DIV/0!	#DIV/0!	#DIV/0!	#DIV/0!	#DIV/0!	#DIV/0!	#DIV/0!	#DIV/0!	#DIV/0!	#DIV/0!	#DIV/0!	#DIV/0!	#DIV/0!	#DIV/0!	#DIV/0!	#DIV/0!	#DIV/0!		





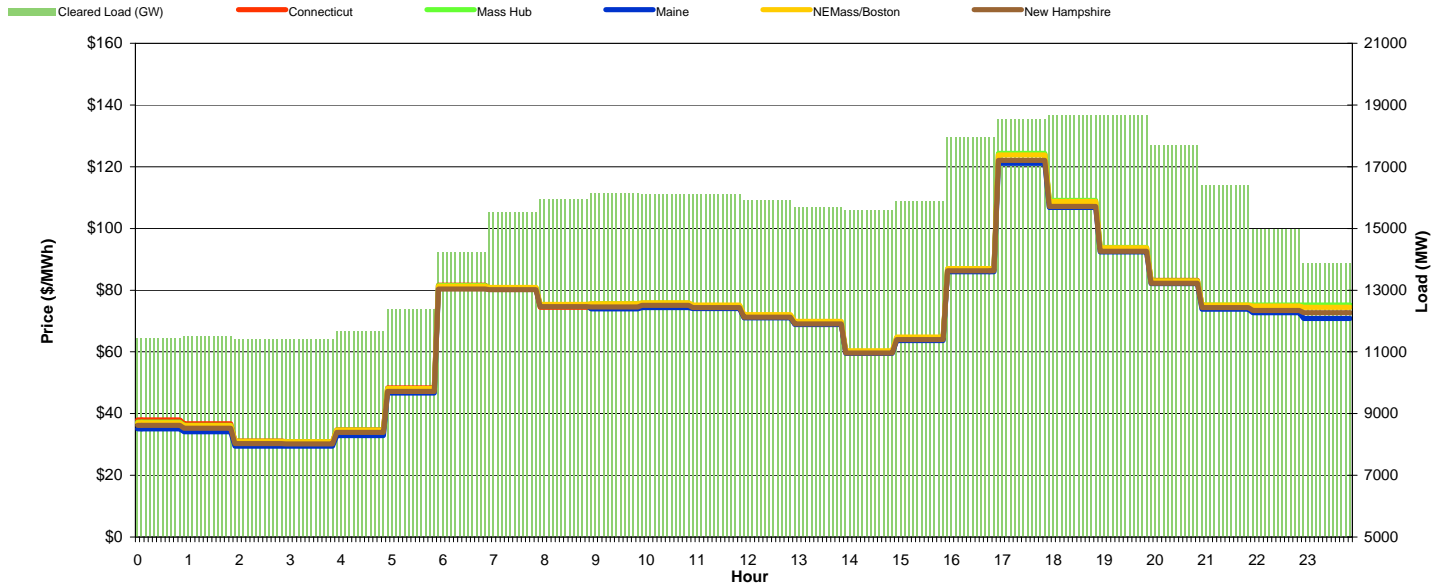
ISO-NE Daily Report

Tuesday January 03, 2012

Price	<=0	>=100	>=200
Forecast Error %	0-4.9%	5-9.9%	>=10%

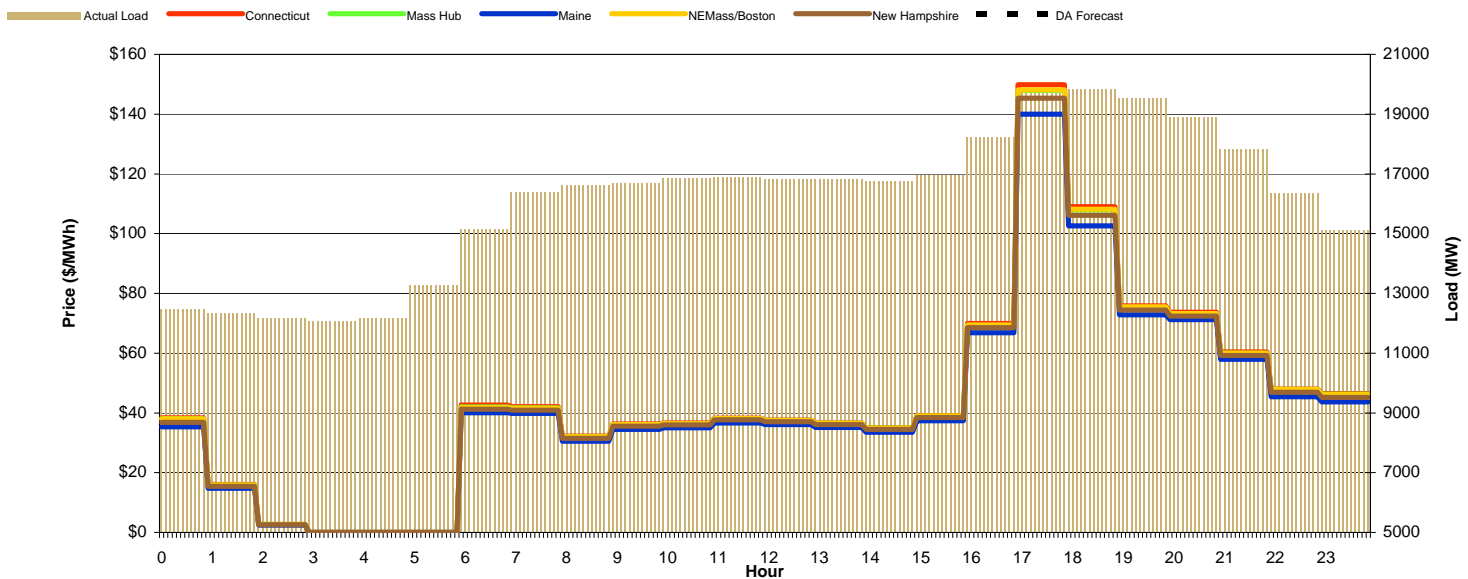
Day-Ahead Prices and Cleared Load

Hour Ending:	1	2	3	4	5	6	7	8	9	10	11	12	13	14	15	16	17	18	19	20	21	22	23	24	Avg. Hr \$			
																									All	On Pk		
Connecticut	37.99	36.72	31.07	30.85	34.72	48.27	81.64	80.67	74.47	75.48	75.72	74.86	71.20	69.10	59.71	64.17	86.65	123.99	108.42	93.48	83.20	74.95	74.37	74.63	69.43	80.65		
NEMass/Boston	37.07	36.05	30.98	30.88	34.66	48.10	81.27	80.87	75.40	75.59	75.95	75.16	72.11	69.87	60.40	64.86	86.97	123.80	108.77	93.69	82.93	75.16	74.87	74.41	69.58	81.03		
New Hampshire	36.16	35.30	30.29	30.21	33.88	47.13	80.35	80.18	74.65	74.60	75.11	74.40	71.24	69.02	59.66	63.98	86.25	122.02	107.14	92.64	82.18	74.32	73.42	72.71	68.62	80.05		
Maine	35.01	34.07	29.49	29.41	32.86	46.65	80.54	80.28	74.92	73.96	74.30	74.08	71.08	68.85	59.49	63.63	85.92	121.14	106.83	92.41	82.11	73.88	72.64	70.83	68.10	79.72		
Mass Hub	37.22	36.24	30.98	30.85	34.66	48.11	81.47	80.74	75.18	75.64	75.81	75.00	71.77	69.52	60.13	64.52	86.84	124.29	109.09	93.89	82.99	75.13	75.13	75.15	69.60	80.98		
Cleared Load (GW)	11.4	11.5	11.4	11.4	11.7	12.4	14.2	15.5	15.9	16.1	16.1	16.1	15.9	15.7	15.6	15.9	18.0	18.5	18.7	18.6	17.7	16.4	15.0	13.9				



Preliminary Real-Time Prices with Forecasted and Actual System Load

Hour Ending:	1	2	3	4	5	6	7	8	9	10	11	12	13	14	15	16	17	18	19	20	21	22	23	24	Avg. Hr \$				
																									All	On Pk			
Connecticut	38.39	16.04	2.69	0.00	0.00	0.00	42.60	42.10	32.27	36.28	36.60	38.23	37.64	36.68	34.98	39.14	69.96	149.79	109.07	75.78	73.72	60.41	47.93	46.51	44.45	57.54			
NEMass/Boston	37.99	15.86	2.66	0.00	0.00	0.00	41.81	41.54	32.04	36.11	36.46	38.09	37.52	36.57	34.94	38.95	69.44	148.09	108.16	75.46	73.26	59.99	47.86	46.17	44.12	57.16			
New Hampshire	36.88	15.42	2.59	0.00	0.00	0.00	41.22	40.91	31.52	35.57	36.03	37.67	37.08	36.10	34.51	38.50	68.50	145.30	106.18	74.40	72.37	59.23	46.86	45.19	43.42	56.30			
Maine	35.39	14.78	2.48	0.00	0.00	0.00	40.02	39.82	30.53	34.52	35.04	36.60	36.08	35.16	33.57	37.42	66.88	139.96	102.60	72.84	71.21	57.95	45.44	43.68	42.17	54.73			
Mass Hub	38.02	15.90	2.67	0.00	0.00	0.00	42.01	41.65	32.04	36.11	36.45	38.05	37.48	36.54	34.87	38.92	69.34	147.90	107.94	75.23	73.18	59.99	47.82	46.30	44.10	57.09			
DA Forecast Load (GW)	0.00	0.00	0.00	0.00	0.00	0.00	0.00	0.00	0.00	0.00	0.00	0.00	0.00	0.00	0.00	0.00	0.00	0.00	0.00	0.00	0.00	0.00	0.00	0.00	0.00	0.00			
Forecast Error %	#DIV/0!	#DIV/0!	#DIV/0!	#DIV/0!	#DIV/0!	#DIV/0!	#DIV/0!	#DIV/0!	#DIV/0!	#DIV/0!	#DIV/0!	#DIV/0!	#DIV/0!	#DIV/0!	#DIV/0!	#DIV/0!	#DIV/0!	#DIV/0!	#DIV/0!	#DIV/0!	#DIV/0!	#DIV/0!	#DIV/0!	#DIV/0!	#DIV/0!	#DIV/0!	#DIV/0!		





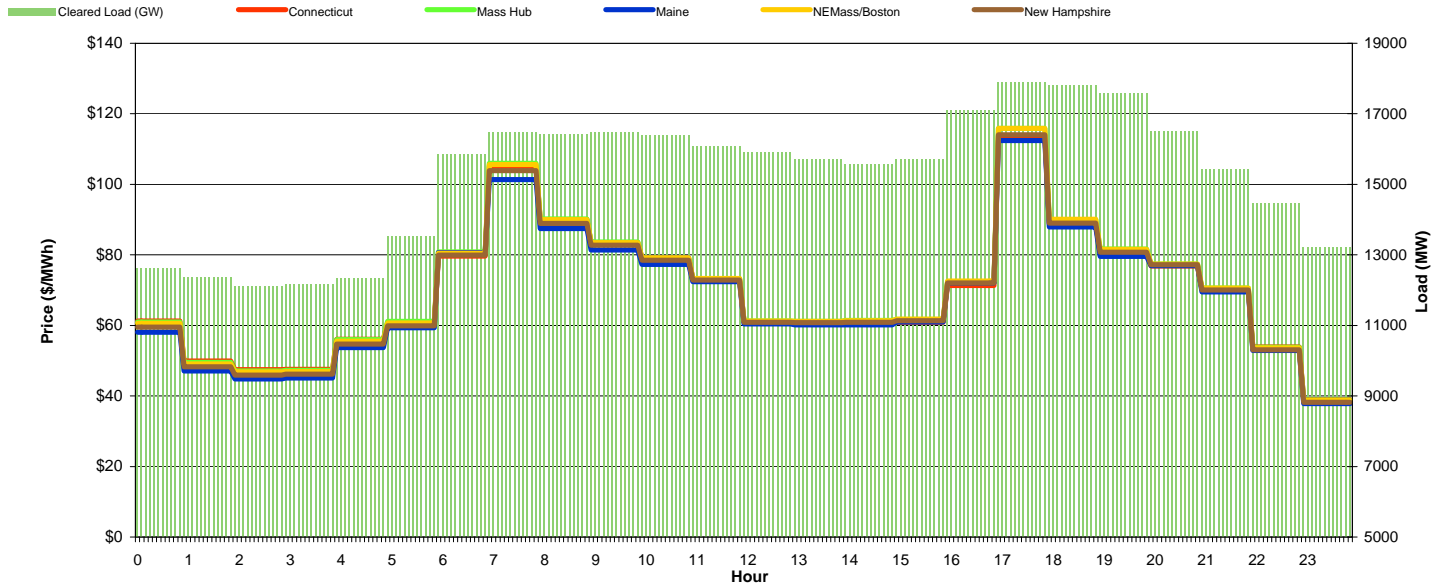
ISO-NE Daily Report

Wednesday January 04, 2012

Price	<=0	>=100	>=200
Forecast Error %	0-4.9%	5-9.9%	>=10%

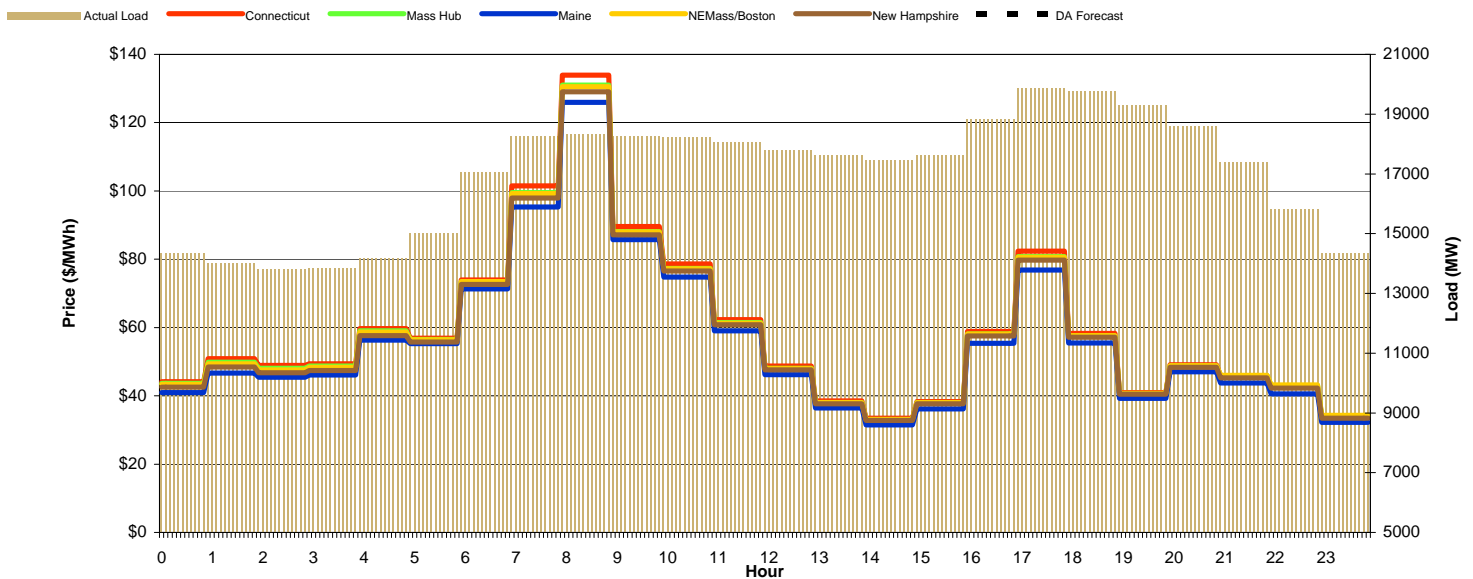
Day-Ahead Prices and Cleared Load

Hour Ending:	1	2	3	4	5	6	7	8	9	10	11	12	13	14	15	16	17	18	19	20	21	22	23	24	Avg. Hr \$			
Connecticut	61.22	49.87	47.43	47.52	56.09	60.68	79.64	105.17	90.03	83.45	79.16	73.19	61.10	61.10	61.24	60.91	71.35	113.78	88.77	80.46	76.86	70.21	53.85	38.90	69.67	76.91	All	On Pk
NEMass/Boston	60.58	49.10	46.84	46.93	55.49	60.70	80.51	105.63	90.00	83.47	79.13	73.31	61.22	61.16	61.36	61.79	72.55	115.87	90.10	81.59	77.44	70.59	53.65	38.72	69.91	77.43		
New Hampshire	59.50	48.26	45.95	46.15	54.69	59.87	79.93	103.85	88.91	82.71	78.52	72.88	60.87	60.75	60.88	61.33	72.06	114.05	88.98	80.77	77.17	70.01	53.11	38.17	69.14	76.68		
Maine	58.08	47.06	44.80	45.12	53.72	59.32	80.63	101.31	87.50	81.36	77.32	72.39	60.40	60.20	60.18	60.97	72.01	112.38	87.90	79.56	76.92	69.54	52.91	37.87	68.31	75.80		
Mass Hub	61.00	49.53	47.13	47.30	55.95	61.11	80.84	106.01	90.16	83.62	79.01	73.23	61.21	61.17	61.39	61.67	72.29	115.90	90.03	81.64	77.44	70.58	53.77	38.86	70.04	77.45		
Cleared Load (GW)	12.6	12.4	12.1	12.2	12.3	13.5	15.8	16.5	16.4	16.5	16.4	16.1	15.9	15.7	15.6	15.7	17.1	17.9	17.8	17.6	16.5	15.4	14.5	13.2				



Preliminary Real-Time Prices with Forecasted and Actual System Load

Hour Ending:	1	2	3	4	5	6	7	8	9	10	11	12	13	14	15	16	17	18	19	20	21	22	23	24	Avg. Hr \$				
Connecticut	44.13	50.87	48.89	49.34	59.67	56.84	73.89	101.47	133.87	89.55	78.63	62.36	48.71	38.47	33.48	38.33	58.88	82.38	58.30	40.93	49.10	45.89	42.70	33.85	59.19	62.69	All	On Pk	
NEMass/Boston	43.43	49.39	47.59	48.38	58.68	56.38	73.44	99.26	130.52	87.97	77.21	61.29	47.95	38.00	33.11	38.09	58.09	80.59	57.63	40.79	48.78	46.00	43.22	34.33	58.34	61.78			
New Hampshire	42.54	48.48	46.77	47.45	57.65	55.74	72.60	97.94	129.04	87.15	76.55	60.81	47.58	37.69	32.82	37.71	57.52	79.78	57.14	40.44	48.40	45.24	42.22	33.48	57.61	61.13			
Maine	40.97	46.62	45.41	46.10	56.34	55.33	71.29	95.27	125.98	85.70	74.78	59.05	46.20	36.44	31.51	36.20	55.37	76.81	55.49	39.30	47.02	43.77	40.60	32.26	55.99	59.34			
Mass Hub	43.66	49.86	48.03	48.74	59.08	56.50	73.34	99.50	131.01	88.11	77.30	61.43	48.06	38.03	33.12	38.05	58.11	80.79	57.56	40.65	48.75	45.89	42.99	34.14	58.45	61.83			
DA Forecast Load (GW)	0.00	0.00	0.00	0.00	0.00	0.00	0.00	0.00	0.00	0.00	0.00	0.00	0.00	0.00	0.00	0.00	0.00	0.00	0.00	0.00	0.00	0.00	0.00	0.00	0.00	0.00			
Forecast Error %	#DIV/0!	#DIV/0!	#DIV/0!	#DIV/0!	#DIV/0!	#DIV/0!	#DIV/0!	#DIV/0!	#DIV/0!	#DIV/0!	#DIV/0!	#DIV/0!	#DIV/0!	#DIV/0!	#DIV/0!	#DIV/0!	#DIV/0!	#DIV/0!	#DIV/0!	#DIV/0!	#DIV/0!	#DIV/0!	#DIV/0!	#DIV/0!	#DIV/0!	#DIV/0!	#DIV/0!		





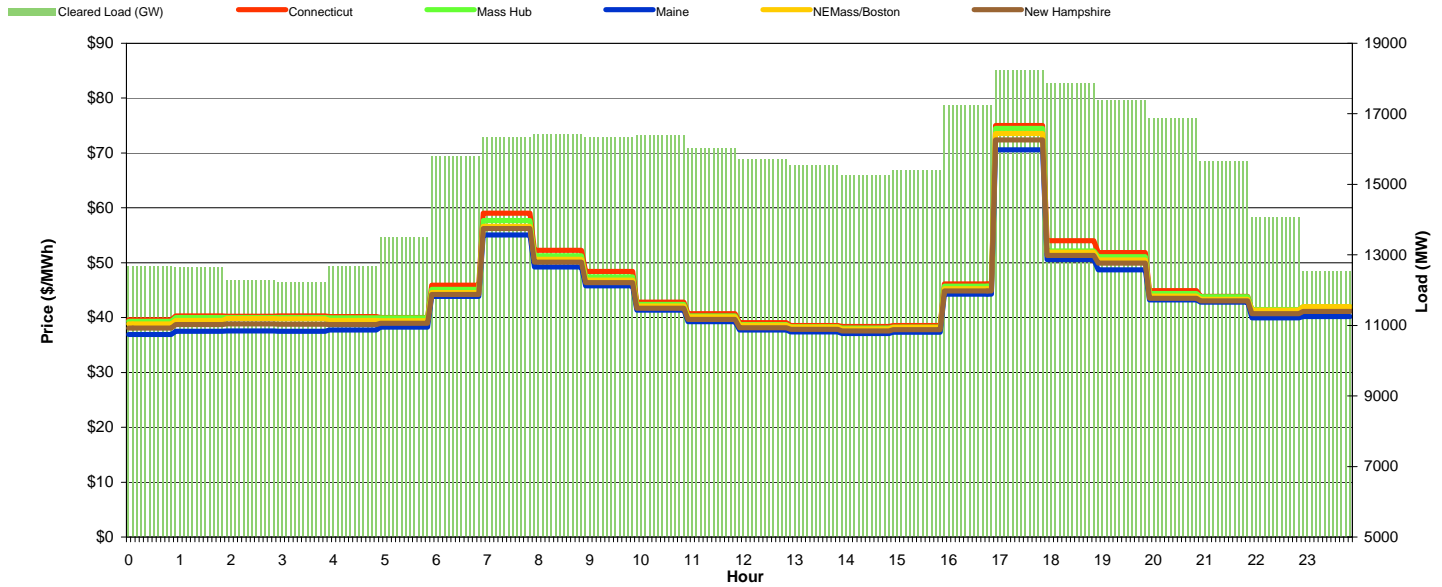
ISO-NE Daily Report

Thursday January 05, 2012

Price	<=0	>=100	>=200
Forecast Error %	0-4.9%	5-9.9%	>=10%

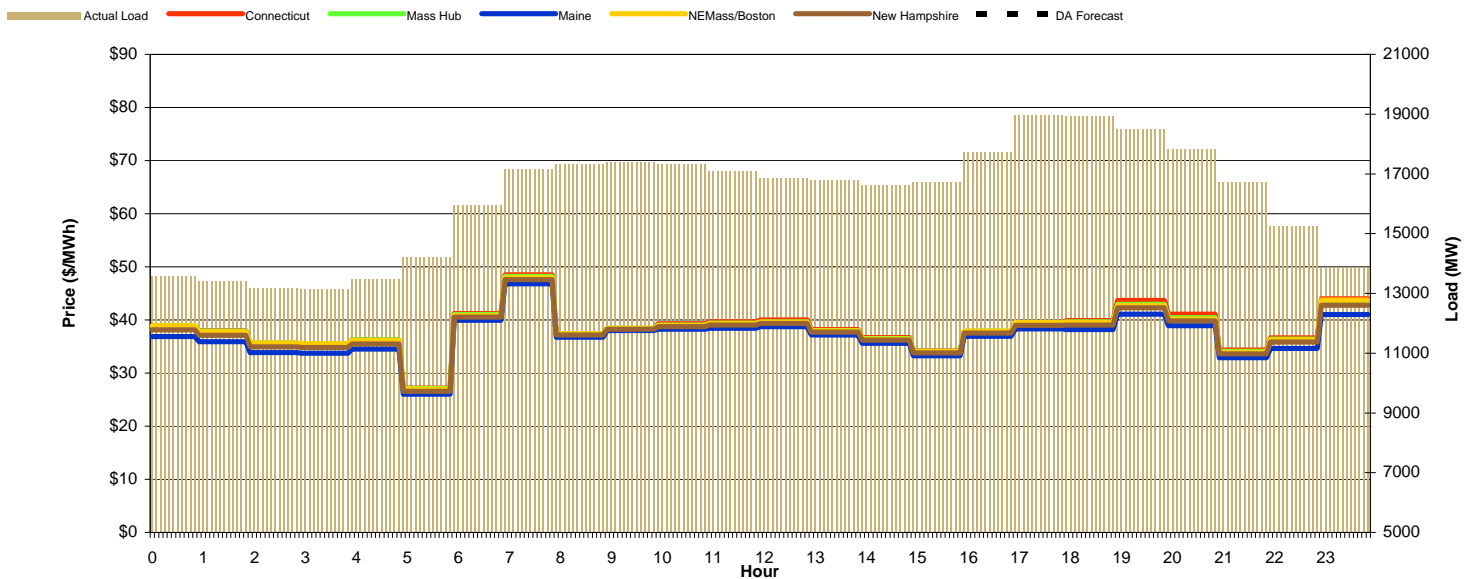
Day-Ahead Prices and Cleared Load

Hour Ending:	1	2	3	4	5	6	7	8	9	10	11	12	13	14	15	16	17	18	19	20	21	22	23	24	Avg. Hr \$			
Connecticut	39.61	40.32	40.24	40.32	40.20	40.00	45.88	59.00	52.28	48.41	42.79	40.69	39.08	38.58	38.38	38.58	46.14	75.00	54.00	51.88	44.94	43.87	41.39	41.73	45.14	47.19	All	On Pk
NEMass/Boston	38.86	39.51	39.83	39.76	39.46	39.41	44.57	56.65	50.62	46.82	42.10	40.12	38.61	38.24	37.92	38.18	45.27	73.53	51.94	50.49	43.90	43.32	41.33	42.02	44.27	46.19		
New Hampshire	38.09	38.74	38.85	38.79	38.75	38.94	44.24	56.20	50.08	46.36	41.68	39.64	38.17	37.86	37.57	37.79	44.84	72.37	51.31	49.90	43.54	43.03	40.74	41.12	43.69	45.69		
Maine	36.90	37.48	37.56	37.51	37.74	38.29	43.85	55.05	49.22	45.77	41.36	39.24	37.76	37.37	37.07	37.32	44.30	70.59	50.58	48.69	43.24	42.84	39.97	40.17	42.91	45.02		
Mass Hub	39.32	39.99	40.02	40.03	39.95	39.96	45.17	57.68	51.28	47.42	42.41	40.28	38.73	38.32	38.09	38.27	45.73	74.47	52.17	51.12	44.37	43.80	41.45	41.97	44.67	46.60		
Cleared Load (GW)	12.7	12.6	12.3	12.2	12.7	13.5	15.8	16.3	16.4	16.3	16.4	16.0	15.7	15.5	15.3	15.4	17.3	18.2	17.8	17.4	16.9	15.6	14.1	12.5				



Preliminary Real-Time Prices with Forecasted and Actual System Load

Hour Ending:	1	2	3	4	5	6	7	8	9	10	11	12	13	14	15	16	17	18	19	20	21	22	23	24	Avg. Hr \$				
Connecticut	38.85	37.96	35.58	35.45	36.24	27.14	41.22	48.52	37.26	38.39	39.29	39.63	40.02	38.19	36.67	34.17	37.81	39.52	39.86	43.65	41.09	34.32	36.65	43.97	38.39	39.07	All	On Pk	
NEMass/Boston	38.94	37.80	35.67	35.55	36.17	26.98	40.85	47.97	37.41	38.44	38.96	39.31	39.55	37.94	36.39	34.04	37.91	39.52	39.54	42.69	40.19	33.94	36.26	43.71	38.16	38.76			
New Hampshire	38.14	37.09	34.96	34.83	35.49	26.59	40.57	47.60	37.16	38.24	38.72	39.05	39.32	37.72	36.20	33.78	37.55	39.00	39.04	42.26	39.80	33.63	35.82	42.77	37.72	38.43			
Maine	36.85	35.90	33.84	33.72	34.51	26.04	39.96	46.83	36.74	38.01	38.23	38.42	38.74	37.16	35.63	33.25	36.93	38.33	38.17	41.09	38.93	32.90	34.61	41.00	36.91	37.75			
Mass Hub	38.92	37.89	35.69	35.57	36.28	27.10	41.02	48.17	37.40	38.46	39.06	39.38	39.65	38.02	36.48	34.09	37.92	39.50	39.65	42.96	40.44	34.08	36.37	43.69	38.24	38.85			
DA Forecast Load (GW)	0.00	0.00	0.00	0.00	0.00	0.00	0.00	0.00	0.00	0.00	0.00	0.00	0.00	0.00	0.00	0.00	0.00	0.00	0.00	0.00	0.00	0.00	0.00	0.00	0.00	0.00			
Forecast Error %	#DIV/0!	#DIV/0!	#DIV/0!	#DIV/0!	#DIV/0!	#DIV/0!	#DIV/0!	#DIV/0!	#DIV/0!	#DIV/0!	#DIV/0!	#DIV/0!	#DIV/0!	#DIV/0!	#DIV/0!	#DIV/0!	#DIV/0!	#DIV/0!	#DIV/0!	#DIV/0!	#DIV/0!	#DIV/0!	#DIV/0!	#DIV/0!	#DIV/0!	#DIV/0!	#DIV/0!		





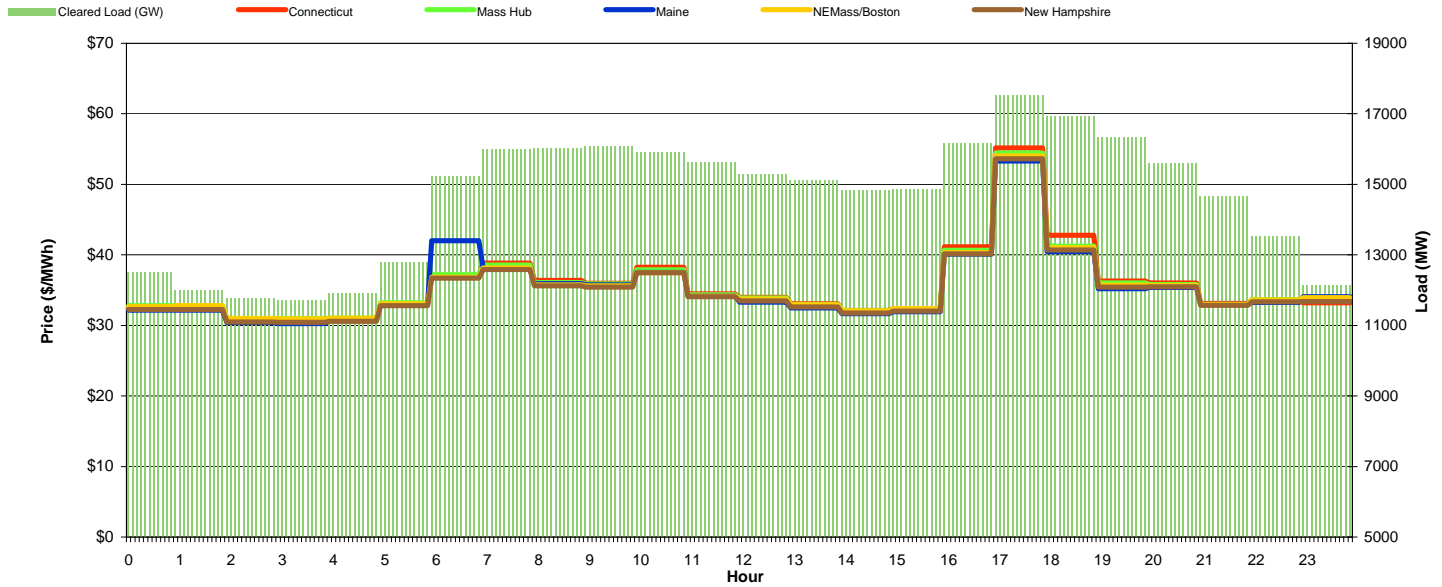
ISO-NE Daily Report

Friday January 06, 2012

Price	<=0	>=100	>=200
Forecast Error %	0-4.9%	5-9.9%	>=10%

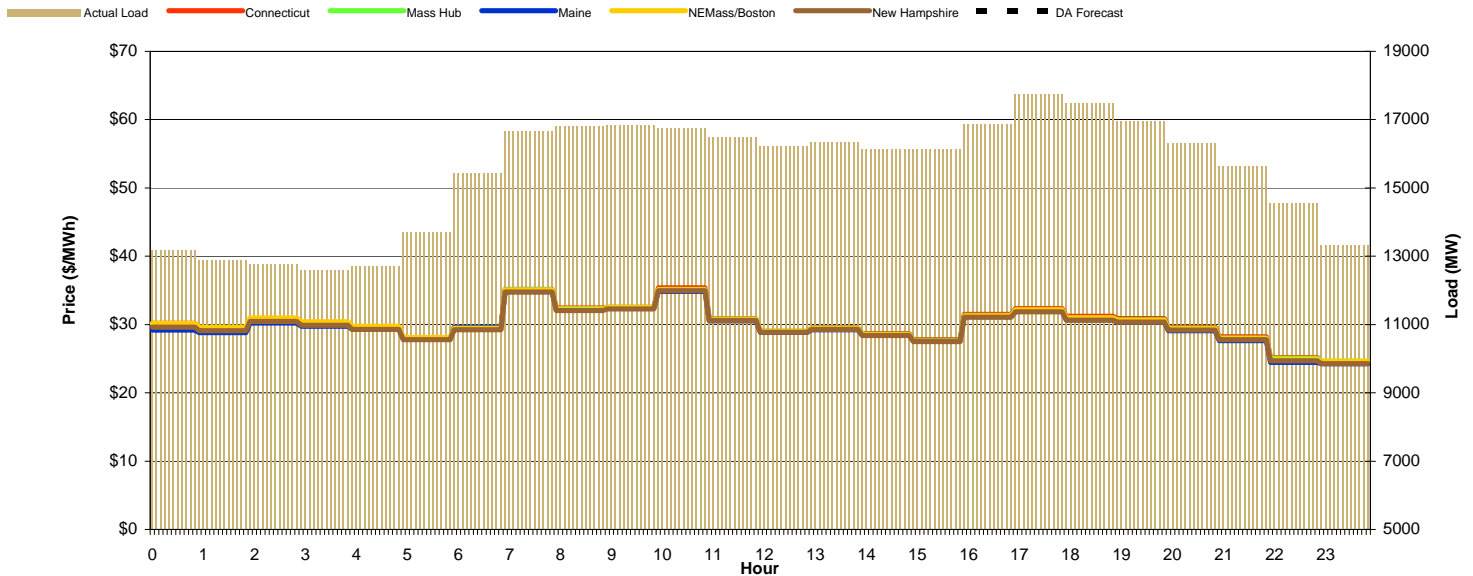
Day-Ahead Prices and Cleared Load

Hour Ending:	1	2	3	4	5	6	7	8	9	10	11	12	13	14	15	16	17	18	19	20	21	22	23	24	Avg. Hr \$			
Connecticut	32.63	32.63	30.69	30.64	30.81	33.00	37.06	38.82	36.37	35.97	38.24	34.48	33.97	33.06	32.11	32.39	41.15	55.18	42.76	36.31	36.04	33.12	33.59	33.20	35.59	37.10	All	On Pk
NEMass/Boston	32.65	32.78	30.98	30.93	31.01	33.09	36.84	38.15	35.73	35.63	37.46	34.15	33.76	32.94	32.07	32.37	40.33	54.04	41.00	35.72	35.64	32.96	33.62	33.93	35.32	36.60		
New Hampshire	32.24	32.26	30.48	30.42	30.59	32.79	36.68	37.94	35.61	35.44	37.48	34.08	33.49	32.63	31.75	32.02	40.13	53.63	40.68	35.42	35.47	32.85	33.33	33.41	35.03	36.37		
Maine	32.16	32.15	30.40	30.26	30.74	32.95	42.00	38.07	35.95	35.75	37.53	34.15	33.32	32.48	31.66	31.96	40.11	53.32	40.47	35.21	35.39	32.97	33.26	34.07	35.26	36.35		
Mass Hub	32.79	32.82	30.99	30.99	31.03	33.23	37.18	38.55	36.08	35.88	37.90	34.35	33.87	33.00	32.09	32.36	40.63	54.43	41.23	36.00	35.81	32.99	33.68	33.66	35.48	36.80		
Cleared Load (GW)	12.5	12.0	11.8	11.7	11.9	12.8	15.2	16.0	16.0	16.1	15.9	15.6	15.3	15.1	14.8	14.9	16.2	17.5	16.9	16.3	15.6	14.7	13.5	12.1				



Preliminary Real-Time Prices with Forecasted and Actual System Load

Hour Ending:	1	2	3	4	5	6	7	8	9	10	11	12	13	14	15	16	17	18	19	20	21	22	23	24	Avg. Hr \$				
Connecticut	30.17	29.40	30.64	30.05	29.42	27.81	29.31	35.15	32.42	32.51	35.36	30.82	29.02	29.51	28.66	27.79	31.49	32.35	31.20	30.90	29.63	28.19	25.16	24.56	30.06	30.64	All	On Pk	
NEMass/Boston	30.18	29.60	30.97	30.42	29.74	28.11	29.48	35.07	32.25	32.52	35.10	30.74	28.99	29.42	28.53	27.61	31.28	32.13	30.96	30.59	29.39	27.95	24.94	24.63	30.03	30.47			
New Hampshire	29.62	29.08	30.46	29.90	29.27	27.79	29.22	34.78	32.05	32.30	34.96	30.61	28.87	29.29	28.41	27.48	31.06	31.84	30.65	30.34	29.18	27.79	24.70	24.28	29.75	30.27			
Maine	29.21	28.82	30.22	29.73	29.31	27.99	29.62	34.82	32.12	32.47	34.88	30.54	28.86	29.25	28.45	27.60	31.28	32.02	30.71	30.34	29.10	27.65	24.44	24.29	29.74	30.28			
Mass Hub	30.13	29.55	30.90	30.33	29.65	28.04	29.44	35.10	32.32	32.52	35.16	30.77	29.01	29.47	28.59	27.68	31.35	32.14	30.99	30.67	29.46	28.03	25.05	24.64	30.04	30.52			
DA Forecast Load (GW)	0.00	0.00	0.00	0.00	0.00	0.00	0.00	0.00	0.00	0.00	0.00	0.00	0.00	0.00	0.00	0.00	0.00	0.00	0.00	0.00	0.00	0.00	0.00	0.00	0.00	0.00			
Forecast Error %	#DIV/0!	#DIV/0!	#DIV/0!	#DIV/0!	#DIV/0!	#DIV/0!	#DIV/0!	#DIV/0!	#DIV/0!	#DIV/0!	#DIV/0!	#DIV/0!	#DIV/0!	#DIV/0!	#DIV/0!	#DIV/0!	#DIV/0!	#DIV/0!	#DIV/0!	#DIV/0!	#DIV/0!	#DIV/0!	#DIV/0!	#DIV/0!	#DIV/0!	#DIV/0!	#DIV/0!		





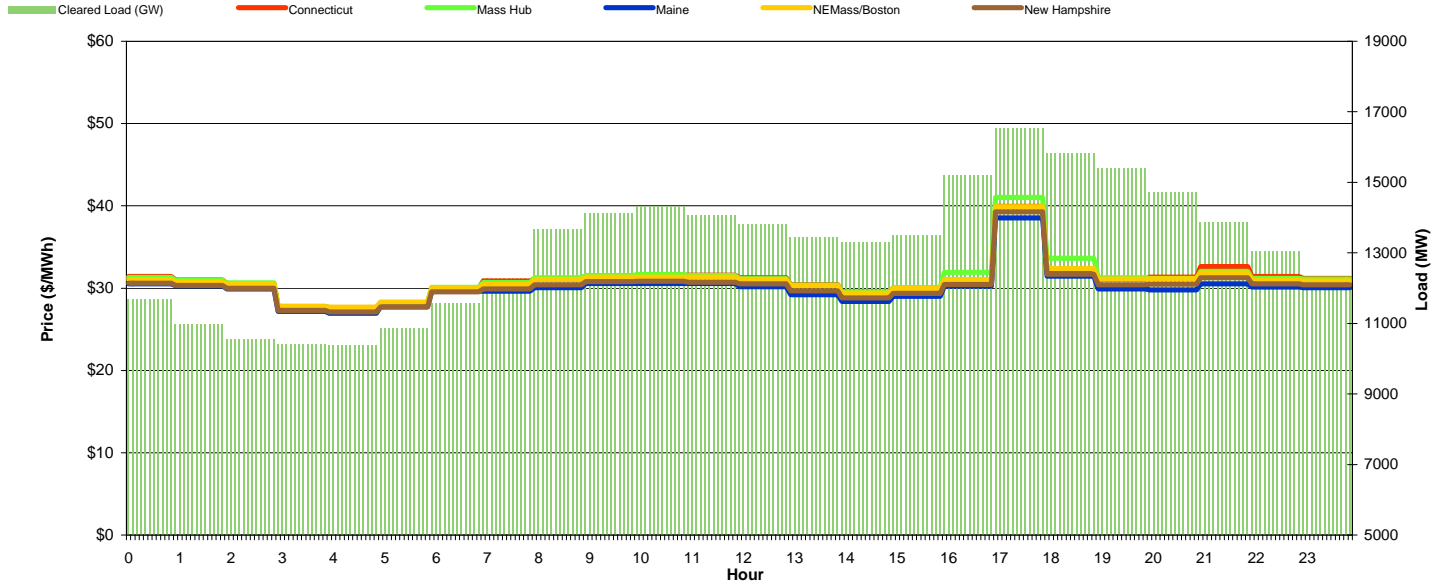
ISO-NE Daily Report

Saturday January 07, 2012

Price	<=0	>=100	>=200
Forecast Error %	0-4.9%	5-9.9%	>=10%

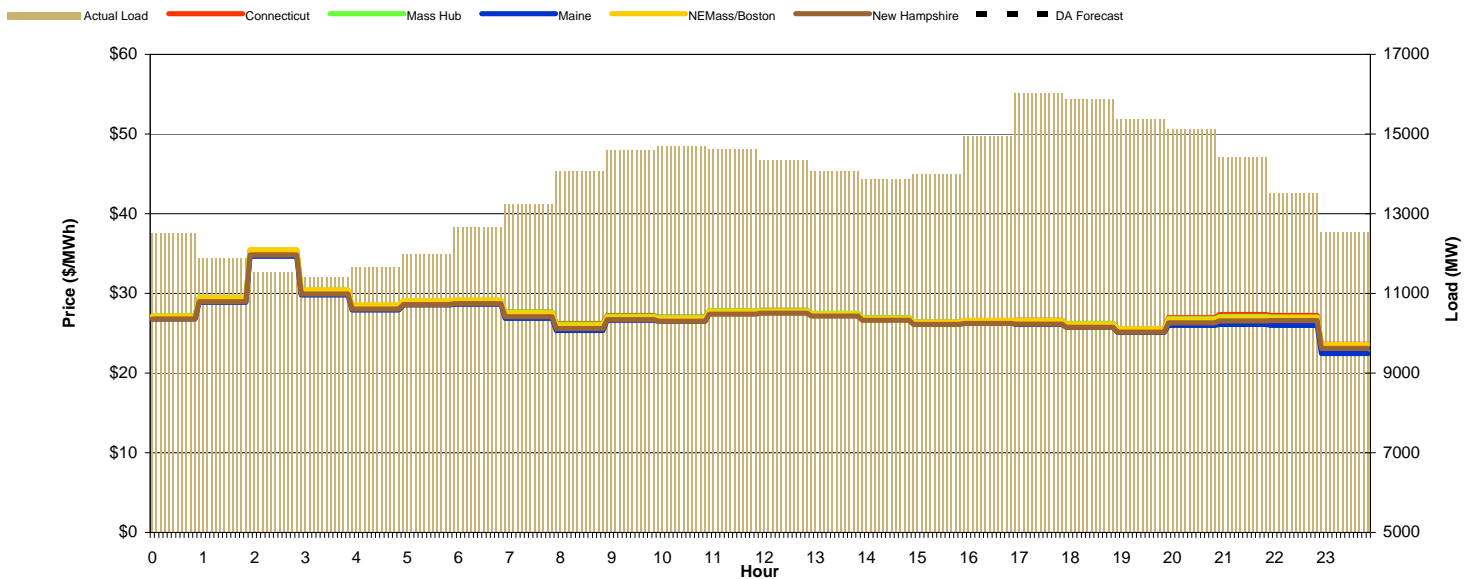
Day-Ahead Prices and Cleared Load

Hour Ending:	1	2	3	4	5	6	7	8	9	10	11	12	13	14	15	16	17	18	19	20	21	22	23	24	Avg. Hr \$	
Connecticut	31.43	30.98	30.56	27.73	27.64	28.07	30.00	30.89	31.07	31.45	31.52	31.56	31.25	30.42	29.53	29.97	30.49	39.94	32.02	31.06	31.33	32.62	31.41	31.18	31.01	31.66
NEMass/Boston	31.03	30.76	30.52	27.76	27.67	28.29	30.05	30.44	31.07	31.33	31.35	31.34	31.08	30.30	29.41	30.00	31.04	39.89	32.41	31.09	31.14	31.85	31.01	30.88	30.90	31.55
New Hampshire	30.59	30.32	30.00	27.28	27.11	27.73	29.56	29.90	30.41	30.79	30.82	30.73	30.51	29.68	28.82	29.37	30.43	39.27	31.70	30.42	30.50	31.25	30.51	30.41	30.34	30.94
Maine	30.54	30.30	29.90	27.19	26.96	27.71	29.65	29.62	30.07	30.55	30.58	30.55	30.17	29.20	28.38	28.99	30.27	38.53	31.45	29.91	29.79	30.51	30.15	30.05	30.04	30.55
Mass Hub	31.30	30.96	30.65	27.82	27.61	28.19	30.10	30.68	31.27	31.55	31.65	31.52	31.15	30.37	29.48	30.04	31.93	41.03	33.63	31.25	31.20	32.03	31.17	31.10	31.15	31.87
Cleared Load (GW)	11.7	11.0	10.5	10.4	10.4	10.9	11.6	12.3	13.7	14.1	14.3	14.1	13.8	13.5	13.3	13.5	15.2	16.5	15.8	15.4	14.7	13.9	13.0	12.0		



Preliminary Real-Time Prices with Forecasted and Actual System Load

Hour Ending:	1	2	3	4	5	6	7	8	9	10	11	12	13	14	15	16	17	18	19	20	21	22	23	24	Avg. Hr \$	
Connecticut	27.10	29.40	35.32	30.31	28.41	28.88	28.96	27.66	26.24	27.23	27.02	27.83	27.87	27.45	26.95	26.39	26.45	26.63	26.24	25.57	26.95	27.36	27.23	23.62	27.63	26.94
NEMass/Boston	27.16	29.47	35.45	30.46	28.55	29.08	29.16	27.57	26.01	27.04	26.88	27.74	27.80	27.42	26.89	26.38	26.64	26.58	26.15	25.59	26.76	26.98	27.00	23.58	27.60	26.84
New Hampshire	26.80	28.97	34.82	29.92	28.04	28.61	28.70	27.05	25.57	26.70	26.51	27.39	27.53	27.13	26.62	26.10	26.23	26.16	25.75	25.16	26.31	26.55	26.59	23.08	27.18	26.46
Maine	26.79	28.89	34.64	29.78	27.92	28.54	28.65	26.86	25.35	26.64	26.51	27.60	27.74	27.31	26.87	26.33	26.42	26.09	25.73	25.11	25.99	26.09	25.99	22.45	27.10	26.41
Mass Hub	27.20	29.53	35.45	30.44	28.53	29.03	29.17	27.66	26.14	27.16	26.99	27.84	27.89	27.49	26.97	26.42	26.60	26.63	26.22	25.59	26.84	27.11	27.04	23.59	27.65	26.91
DA Forecast Load (GW)	0.00	0.00	0.00	0.00	0.00	0.00	0.00	0.00	0.00	0.00	0.00	0.00	0.00	0.00	0.00	0.00	0.00	0.00	0.00	0.00	0.00	0.00	0.00	0.00		
Forecast Error %	#DIV/0!	#DIV/0!	#DIV/0!	#DIV/0!	#DIV/0!	#DIV/0!	#DIV/0!	#DIV/0!	#DIV/0!	#DIV/0!	#DIV/0!	#DIV/0!	#DIV/0!	#DIV/0!	#DIV/0!	#DIV/0!	#DIV/0!	#DIV/0!	#DIV/0!	#DIV/0!	#DIV/0!	#DIV/0!	#DIV/0!	#DIV/0!		





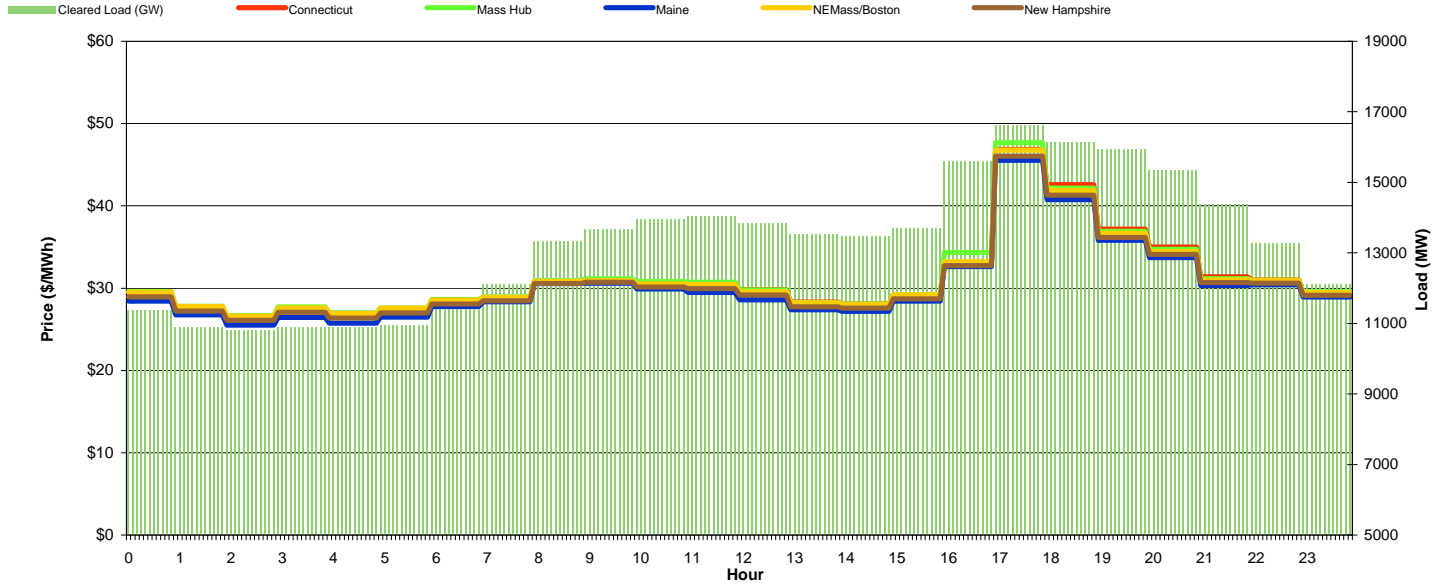
ISO-NE Daily Report

Sunday January 08, 2012

Price	<=0	>=100	>=200
Forecast Error %	0-4.9%	5-9.9%	>=10%

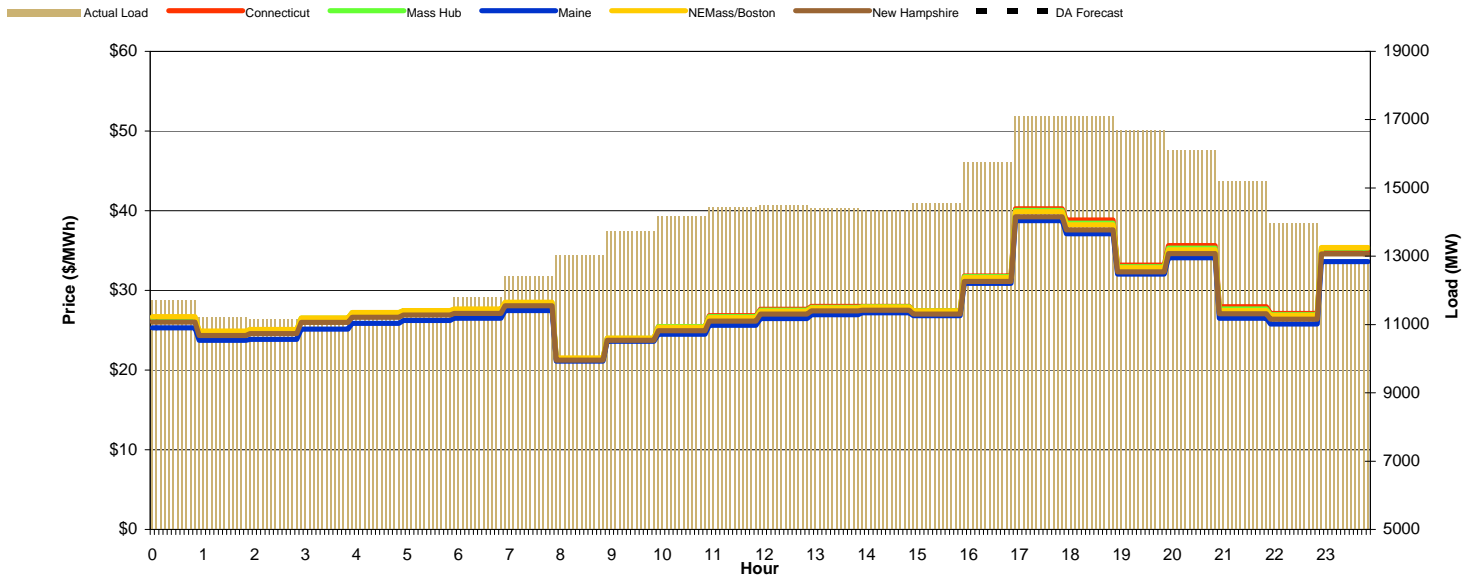
Day-Ahead Prices and Cleared Load

Hour Ending:	1	2	3	4	5	6	7	8	9	10	11	12	13	14	15	16	17	18	19	20	21	22	23	24	Avg. Hr \$	
Connecticut	29.43	27.65	26.50	27.54	26.96	27.54	28.47	28.68	30.65	30.92	30.66	30.67	29.82	28.29	28.08	29.16	33.14	46.86	42.59	37.18	34.98	31.37	30.98	29.44	31.15	32.75
NEMass/Boston	29.52	27.78	26.60	27.59	26.90	27.57	28.55	28.88	30.83	30.92	30.54	30.45	29.59	28.23	28.03	29.21	33.20	46.76	41.87	36.66	34.47	31.01	30.94	29.49	31.07	32.60
New Hampshire	28.95	27.23	26.09	27.07	26.36	26.97	28.09	28.47	30.58	30.70	30.15	29.93	29.15	27.74	27.57	28.69	32.76	46.04	41.28	36.18	34.09	30.67	30.62	29.11	30.60	32.16
Maine	28.41	26.74	25.52	26.45	25.74	26.48	27.75	28.35	30.55	30.62	29.90	29.48	28.60	27.37	27.19	28.44	32.63	45.52	40.75	35.82	33.73	30.34	30.40	28.94	30.24	31.86
Mass Hub	29.58	27.82	26.69	27.71	27.00	27.58	28.62	28.94	30.92	31.09	30.78	30.72	29.79	28.25	28.09	29.21	34.33	47.66	42.16	36.91	34.74	31.14	30.95	29.57	31.26	32.86
Cleared Load (GW)	11.4	10.9	10.8	10.9	10.9	11.0	11.5	12.1	13.3	13.7	13.9	14.0	13.8	13.5	13.5	13.7	15.6	16.6	16.1	15.9	15.3	14.4	13.3	12.1		



Preliminary Real-Time Prices with Forecasted and Actual System Load

Hour Ending:	1	2	3	4	5	6	7	8	9	10	11	12	13	14	15	16	17	18	19	20	21	22	23	24	Avg. Hr \$	
Connecticut	26.40	24.63	24.88	26.39	27.05	27.19	27.18	28.15	21.34	23.92	25.48	26.81	27.65	28.00	28.00	27.41	31.82	40.23	38.82	33.18	35.64	27.95	27.11	35.08	28.76	29.47
NEMass/Boston	26.69	24.88	25.10	26.54	27.21	27.48	27.67	28.51	21.51	24.00	25.40	26.60	27.37	27.81	27.90	27.43	31.60	39.88	38.23	32.86	35.12	27.46	26.87	35.40	28.73	29.28
New Hampshire	26.03	24.33	24.57	25.98	26.64	26.92	27.12	28.06	21.25	23.72	24.95	26.13	27.02	27.42	27.50	27.03	31.14	39.23	37.60	32.34	34.63	27.07	26.39	34.56	28.23	28.84
Maine	25.32	23.72	23.84	25.16	25.88	26.23	26.49	27.46	21.14	23.63	24.48	25.64	26.46	26.95	27.17	26.82	30.89	38.76	37.11	32.06	34.09	26.50	25.77	33.60	27.72	28.43
Mass Hub	26.60	24.81	25.05	26.52	27.19	27.43	27.56	28.43	21.46	23.99	25.47	26.72	27.51	27.89	27.95	27.44	31.73	40.04	38.42	32.98	35.32	27.66	26.96	35.30	28.77	29.37
DA Forecast Load (GW)	0.00	0.00	0.00	0.00	0.00	0.00	0.00	0.00	0.00	0.00	0.00	0.00	0.00	0.00	0.00	0.00	0.00	0.00	0.00	0.00	0.00	0.00	0.00	0.00		
Forecast Error %	#DIV/0!	#DIV/0!	#DIV/0!	#DIV/0!	#DIV/0!	#DIV/0!	#DIV/0!	#DIV/0!	#DIV/0!	#DIV/0!	#DIV/0!	#DIV/0!	#DIV/0!	#DIV/0!	#DIV/0!	#DIV/0!	#DIV/0!	#DIV/0!	#DIV/0!	#DIV/0!	#DIV/0!	#DIV/0!	#DIV/0!	#DIV/0!		





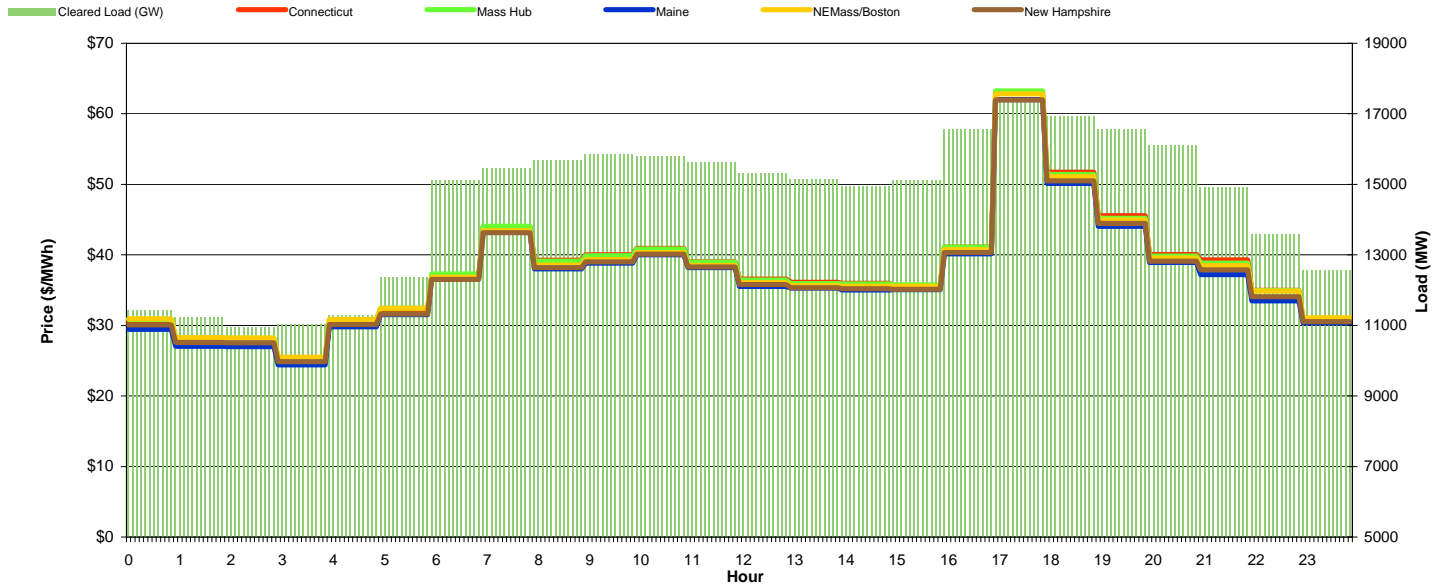
ISO-NE Daily Report

Monday January 09, 2012

Price	<=0	>=100	>=200
Forecast Error %	0-4.9%	5-9.9%	>=10%

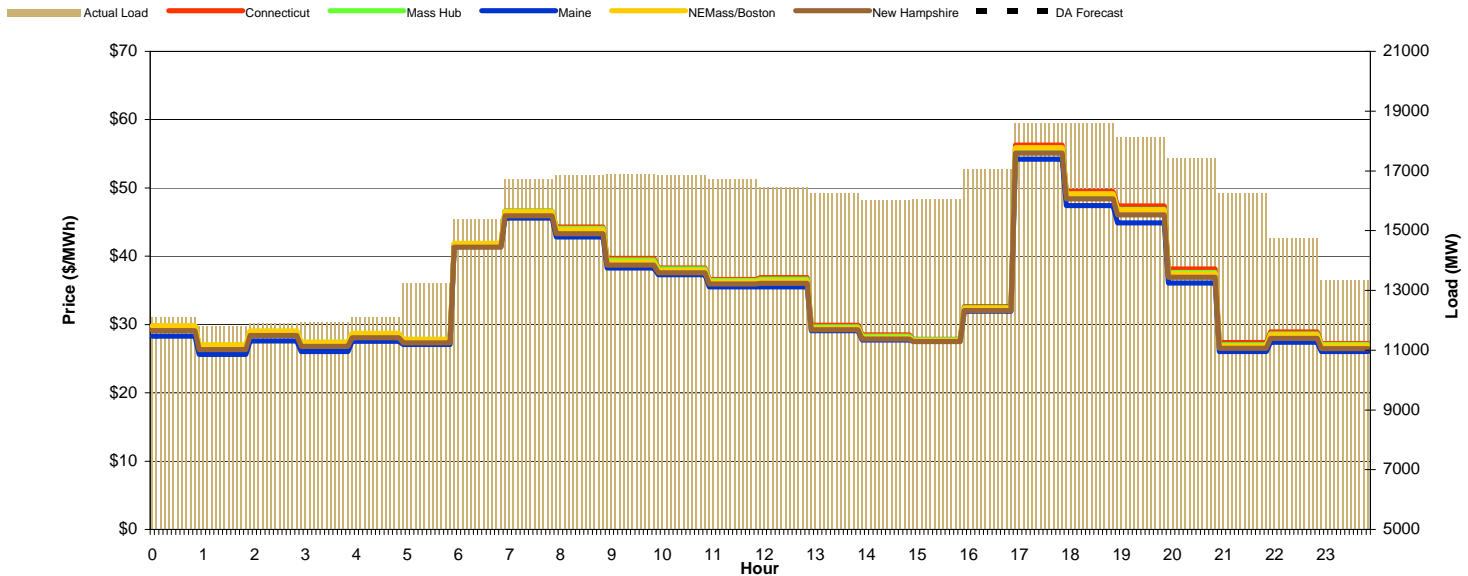
Day-Ahead Prices and Cleared Load

Hour Ending:	1	2	3	4	5	6	7	8	9	10	11	12	13	14	15	16	17	18	19	20	21	22	23	24	Avg. Hr \$			
Connecticut	30.53	27.83	27.80	25.14	30.25	32.00	37.03	44.00	39.23	40.00	40.93	39.02	36.56	36.12	35.98	35.64	41.12	62.92	51.71	45.56	40.07	39.28	34.99	30.80	37.69	41.45	All	On Pk
NEMass/Boston	30.96	28.28	28.21	25.48	30.86	32.44	36.84	43.41	38.58	39.35	40.31	38.53	36.07	35.67	35.58	35.57	40.74	62.83	51.09	44.94	39.58	38.47	34.87	31.06	37.49	40.97		
New Hampshire	30.10	27.57	27.53	24.85	30.13	31.61	36.53	43.13	38.20	39.01	40.11	38.30	35.78	35.36	35.19	35.10	40.33	61.99	50.50	44.48	39.10	37.87	34.05	30.52	36.97	40.53		
Maine	29.43	27.05	27.00	24.39	29.80	31.51	36.74	43.26	38.02	38.85	40.00	38.19	35.54	35.28	35.01	35.09	40.17	62.00	50.15	44.06	38.91	37.19	33.47	30.34	36.73	40.32		
Mass Hub	30.87	28.20	28.16	25.44	30.78	32.43	37.29	44.05	39.09	39.86	40.84	38.98	36.45	35.95	35.88	35.77	41.10	63.25	51.39	45.20	39.81	38.83	34.93	31.00	37.73	41.34		
Cleared Load (GW)	11.4	11.2	10.9	11.0	11.3	12.4	15.1	15.5	15.7	15.9	15.8	15.6	15.3	15.1	14.9	15.1	16.6	17.5	16.9	16.6	16.1	14.9	13.6	12.6				



Preliminary Real-Time Prices with Forecasted and Actual System Load

Hour Ending:	1	2	3	4	5	6	7	8	9	10	11	12	13	14	15	16	17	18	19	20	21	22	23	24	Avg. Hr \$				
Connecticut	29.53	26.80	28.72	27.16	28.40	27.77	41.71	46.63	44.28	39.70	38.30	36.57	36.88	29.89	28.47	27.81	32.61	56.27	49.48	47.37	38.14	27.35	28.91	27.24	35.25	38.04	All	On Pk	
NEMass/Boston	29.86	27.03	29.06	27.43	28.73	27.82	41.89	46.53	43.88	39.17	37.92	36.27	36.34	29.45	28.05	27.65	32.35	55.90	49.14	46.78	37.44	26.86	28.51	26.96	35.04	37.64			
New Hampshire	29.11	26.35	28.39	26.78	28.08	27.31	41.33	45.94	43.30	38.71	37.56	35.92	36.05	29.26	27.87	27.48	32.04	55.11	48.39	46.07	36.90	26.50	27.95	26.45	34.54	37.19			
Maine	28.32	25.63	27.59	26.07	27.55	27.09	41.44	45.57	42.83	38.27	37.28	35.50	35.53	29.10	27.74	27.54	31.97	54.22	47.42	44.87	36.08	26.03	27.42	26.07	34.05	36.71			
Mass Hub	29.79	26.99	29.01	27.39	28.66	27.82	41.84	46.60	44.10	39.44	38.14	36.45	36.62	29.68	28.28	27.80	32.48	55.81	49.06	46.84	37.62	27.02	28.65	27.06	35.13	37.79			
DA Forecast Load (GW)	0.00	0.00	0.00	0.00	0.00	0.00	0.00	0.00	0.00	0.00	0.00	0.00	0.00	0.00	0.00	0.00	0.00	0.00	0.00	0.00	0.00	0.00	0.00	0.00	0.00	0.00			
Forecast Error %	#DIV/0!	#DIV/0!	#DIV/0!	#DIV/0!	#DIV/0!	#DIV/0!	#DIV/0!	#DIV/0!	#DIV/0!	#DIV/0!	#DIV/0!	#DIV/0!	#DIV/0!	#DIV/0!	#DIV/0!	#DIV/0!	#DIV/0!	#DIV/0!	#DIV/0!	#DIV/0!	#DIV/0!	#DIV/0!	#DIV/0!	#DIV/0!	#DIV/0!	#DIV/0!	#DIV/0!		





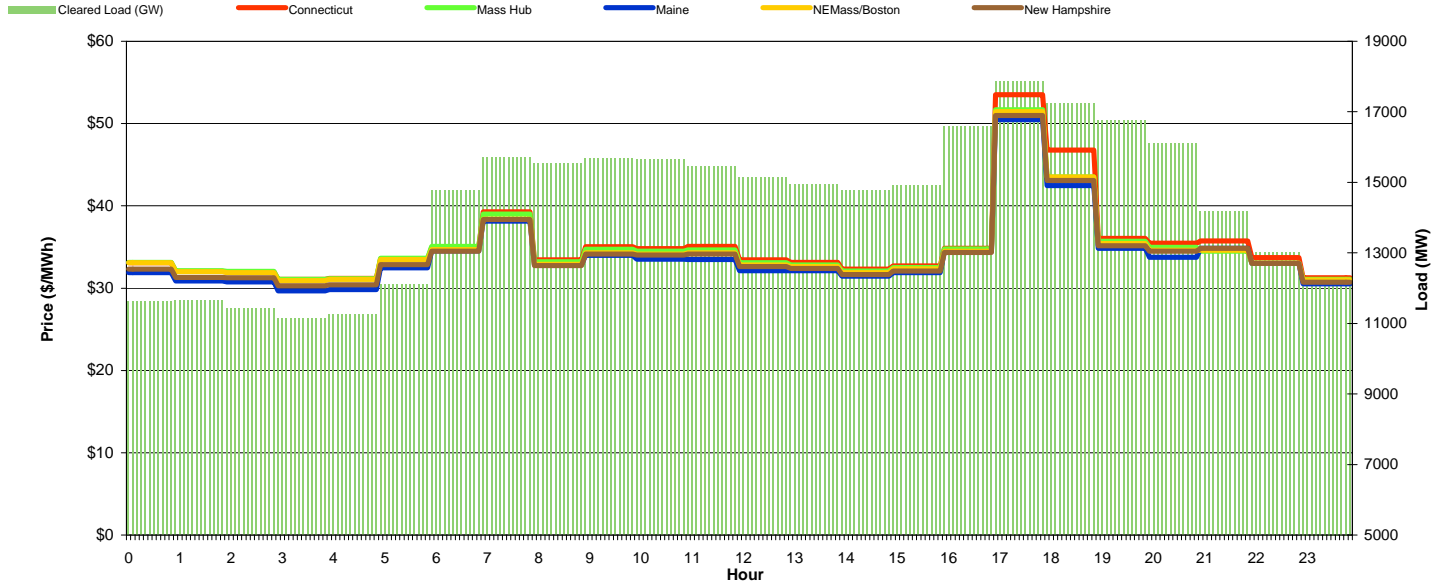
ISO-NE Daily Report

Tuesday January 10, 2012

Price	<=0	>=100	>=200
Forecast Error %	0-4.9%	5-9.9%	>=10%

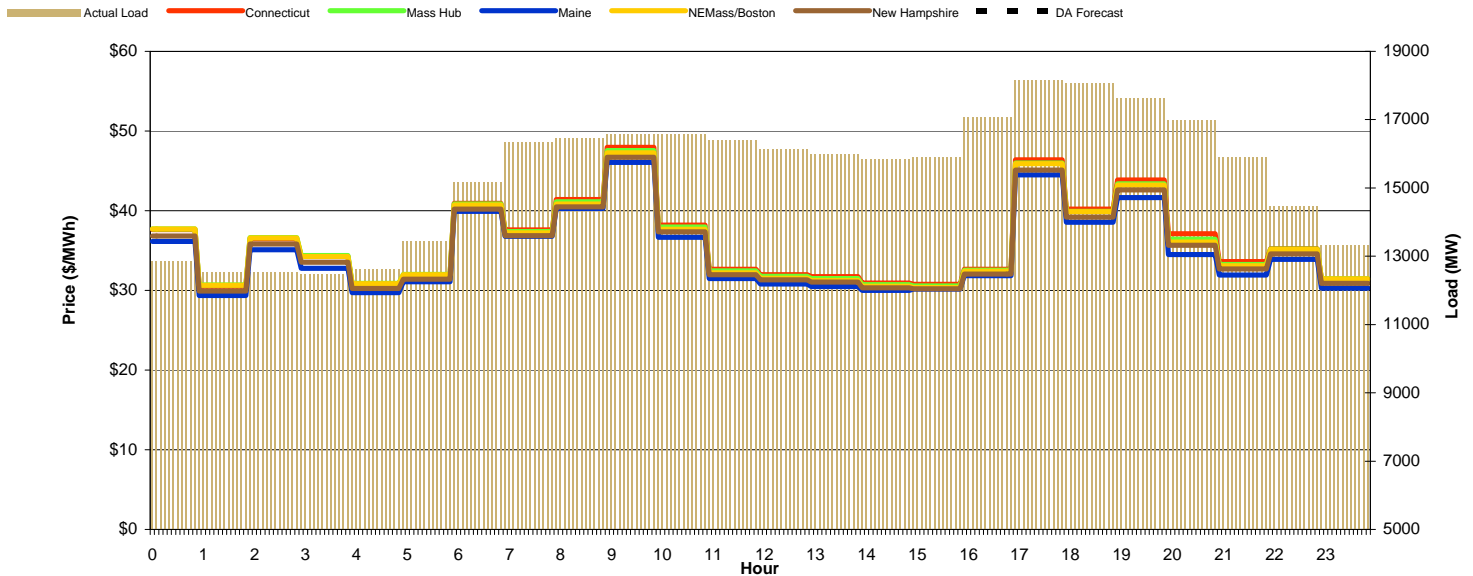
Day-Ahead Prices and Cleared Load

Hour Ending:	1	2	3	4	5	6	7	8	9	10	11	12	13	14	15	16	17	18	19	20	21	22	23	24	Avg. Hr \$				
Connecticut	33.09	32.03	31.96	31.08	31.17	33.53	34.97	39.28	33.44	35.02	34.79	35.07	33.43	33.13	32.31	32.70	34.83	53.51	46.76	36.06	35.46	35.75	33.73	31.26	31.26	35.18	36.58	All	On Pk
NEMass/Boston	33.09	32.00	31.89	30.93	31.05	33.49	34.70	38.39	32.90	34.30	34.16	34.28	32.82	32.61	31.88	32.35	34.49	51.43	43.50	35.43	34.62	34.62	33.06	31.01	31.01	34.54	35.68		
New Hampshire	32.32	31.29	31.28	30.28	30.39	32.86	34.48	38.33	32.73	34.13	34.02	34.13	32.64	32.41	31.67	32.08	34.34	50.96	43.10	35.16	34.48	34.86	33.00	30.70	30.70	34.24	35.50		
Maine	31.90	30.86	30.74	29.67	29.84	32.46	34.53	38.15	32.87	33.99	33.50	33.48	32.11	32.11	31.45	31.90	34.46	50.49	42.48	34.86	33.77	34.86	33.02	30.51	30.51	33.92	35.22		
Mass Hub	33.12	32.12	32.04	31.06	31.15	33.62	35.07	39.00	33.21	34.71	34.51	34.66	33.10	32.81	32.09	32.49	34.78	51.68	43.51	35.69	34.95	34.50	33.03	31.05	31.05	34.75	35.92		
Cleared Load (GW)	11.6	11.6	11.4	11.1	11.2	12.1	14.8	15.7	15.5	15.7	15.6	15.5	15.1	14.9	14.8	14.9	16.6	17.9	17.2	16.8	16.1	14.2	13.0	12.2					



Preliminary Real-Time Prices with Forecasted and Actual System Load

Hour Ending:	1	2	3	4	5	6	7	8	9	10	11	12	13	14	15	16	17	18	19	20	21	22	23	24	Avg. Hr \$					
Connecticut	37.62	30.54	36.47	34.25	30.66	31.86	40.94	37.60	41.41	47.94	38.20	32.64	31.95	31.71	30.94	30.76	32.65	46.40	40.21	43.86	37.09	33.62	35.22	31.40	31.40	36.08	37.01	All	On Pk	
NEMass/Boston	37.70	30.65	36.57	34.25	30.86	31.98	40.71	37.21	40.85	47.25	37.69	32.22	31.54	31.25	30.51	30.38	32.40	45.89	39.87	43.23	36.08	33.09	35.16	31.44	31.44	35.78	36.54			
New Hampshire	36.82	29.93	35.82	33.55	30.23	31.40	40.20	36.87	40.47	46.69	37.35	31.96	31.31	31.06	30.34	30.19	32.04	45.12	39.21	42.62	35.66	32.70	34.58	30.88	30.88	35.29	36.14			
Maine	36.15	29.37	35.10	32.78	29.70	31.08	39.91	36.80	40.29	46.05	36.68	31.49	30.80	30.47	29.99	30.18	31.83	44.48	38.54	41.65	34.50	31.91	33.88	30.29	30.29	34.75	35.60			
Mass Hub	37.73	30.68	36.64	34.36	30.89	32.02	40.85	37.40	41.14	47.55	37.95	32.45	31.78	31.50	30.72	30.55	32.55	45.98	39.93	43.38	36.41	33.27	35.19	31.45	31.45	35.93	36.73			
DA Forecast Load (GW)	0.00	0.00	0.00	0.00	0.00	0.00	0.00	0.00	0.00	0.00	0.00	0.00	0.00	0.00	0.00	0.00	0.00	0.00	0.00	0.00	0.00	0.00	0.00	0.00	0.00	0.00	0.00			
Forecast Error %	#DIV/0!	#DIV/0!	#DIV/0!	#DIV/0!	#DIV/0!	#DIV/0!	#DIV/0!	#DIV/0!	#DIV/0!	#DIV/0!	#DIV/0!	#DIV/0!	#DIV/0!	#DIV/0!	#DIV/0!	#DIV/0!	#DIV/0!	#DIV/0!	#DIV/0!	#DIV/0!	#DIV/0!	#DIV/0!	#DIV/0!	#DIV/0!	#DIV/0!	#DIV/0!	#DIV/0!	#DIV/0!		





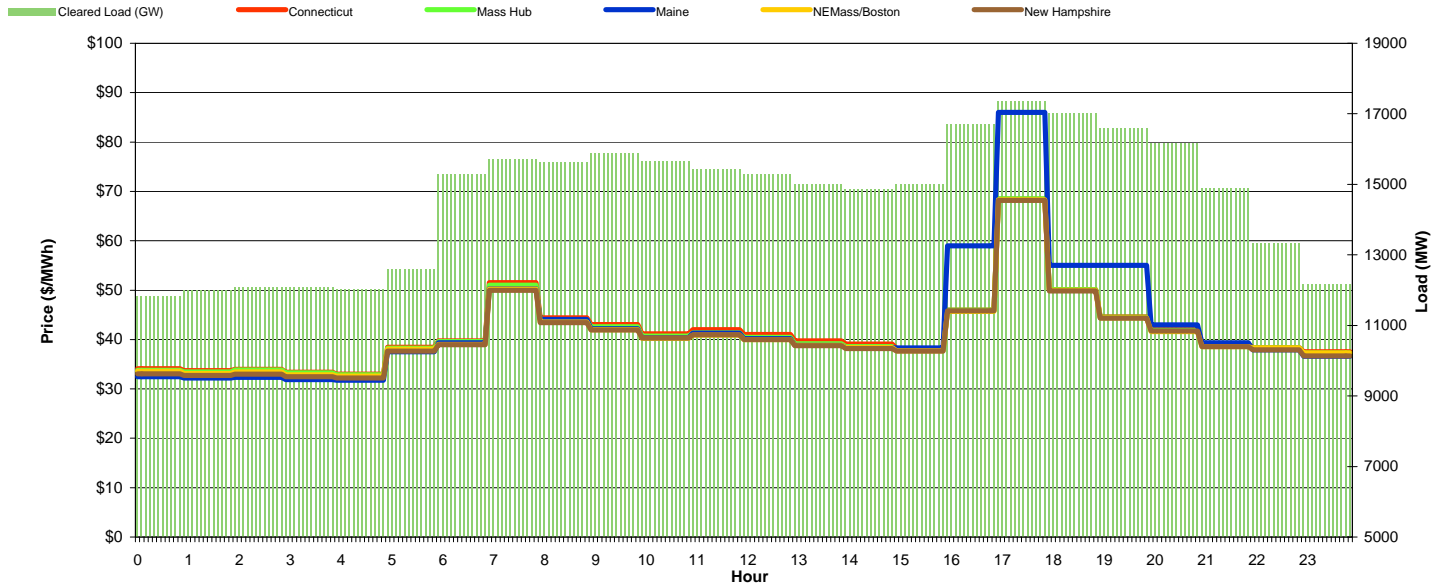
ISO-NE Daily Report

Wednesday January 11, 2012

Price	<=0	>=100	>=200
Forecast Error %	0-4.9%	5-9.9%	>=10%

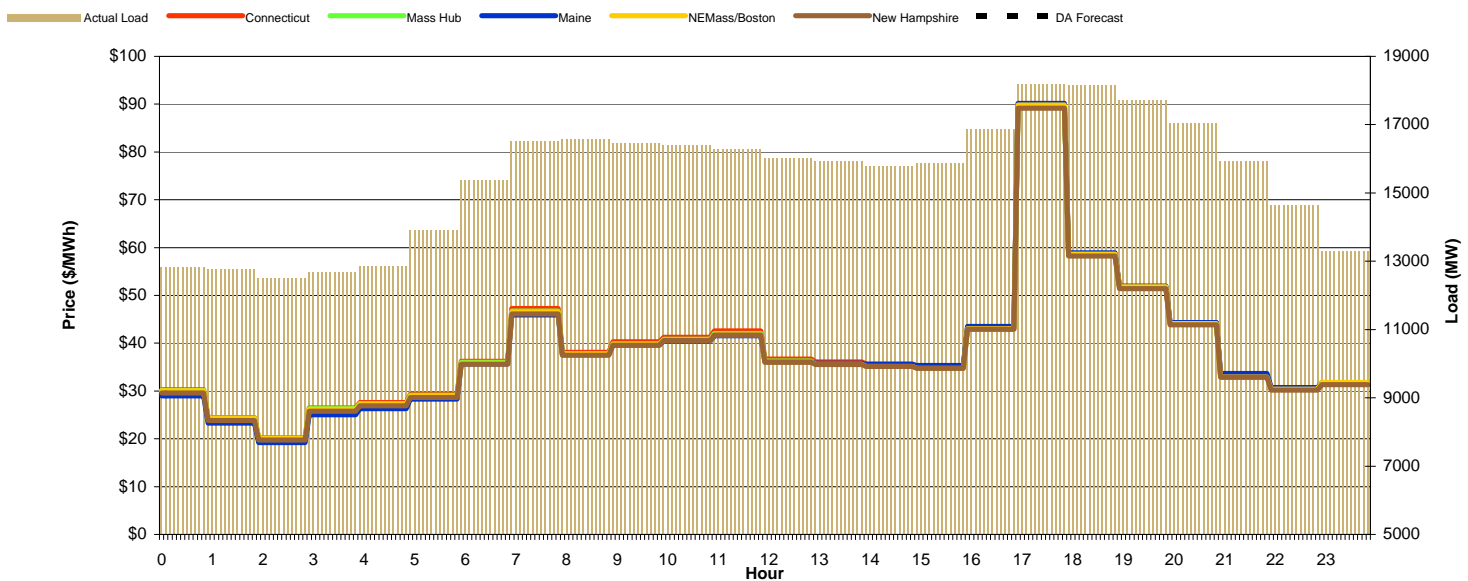
Day-Ahead Prices and Cleared Load

Hour Ending:	1	2	3	4	5	6	7	8	9	10	11	12	13	14	15	16	17	18	19	20	21	22	23	24	Avg. Hr \$			
Connecticut	34.06	33.72	33.96	33.39	33.00	38.41	39.71	51.51	44.40	43.05	41.13	42.00	41.00	39.74	39.11	38.15	45.95	68.42	50.11	44.58	42.00	39.05	38.35	37.55	41.35	44.28	All	On Pk
NEMass/Boston	33.60	33.14	33.45	32.85	32.57	38.05	39.03	50.21	43.52	42.01	40.23	40.89	40.00	38.82	38.34	37.75	45.68	68.29	50.00	44.37	41.62	38.57	38.31	37.29	40.77	43.66		
New Hampshire	33.07	32.70	33.00	32.44	32.20	37.65	38.98	50.00	43.42	41.91	40.28	40.97	39.99	38.74	38.17	37.68	45.80	68.19	49.82	44.36	41.72	38.55	37.89	36.68	40.59	43.59		
Maine	32.47	32.18	32.34	31.87	31.76	37.51	39.37	50.32	44.04	42.17	40.38	41.26	40.16	38.80	38.36	38.31	45.90	66.02	55.00	44.36	41.72	38.55	37.89	36.62	42.63	46.81		
Mass Hub	33.77	33.43	33.82	33.23	32.89	38.26	39.57	51.02	43.98	42.56	40.68	41.36	40.41	39.15	38.59	37.91	45.98	68.50	50.11	44.54	41.85	38.81	38.33	37.29	41.09	43.99		
Cleared Load (GW)	11.8	12.0	12.1	12.1	12.0	12.6	15.3	15.7	15.6	15.9	15.7	15.4	15.3	15.0	14.8	15.0	16.7	17.4	17.0	16.6	16.1	14.9	13.3	12.2				



Preliminary Real-Time Prices with Forecasted and Actual System Load

Hour Ending:	1	2	3	4	5	6	7	8	9	10	11	12	13	14	15	16	17	18	19	20	21	22	23	24	Avg. Hr \$				
Connecticut	30.23	24.46	20.21	26.41	27.57	29.32	36.22	47.27	38.10	40.27	41.23	42.60	36.71	36.11	35.65	35.09	43.08	89.83	58.56	51.80	44.32	33.22	30.53	31.58	38.77	44.02	All	On Pk	
NEMass/Boston	30.07	24.23	20.06	26.17	27.20	28.89	35.78	46.44	37.70	39.72	40.59	41.78	36.07	35.59	35.17	34.76	43.06	89.81	58.62	51.82	44.11	32.95	30.40	31.78	38.45	43.66			
New Hampshire	29.57	23.85	19.77	25.79	26.90	28.63	35.63	46.15	37.51	39.57	40.56	41.72	36.01	35.55	35.15	34.77	42.90	89.18	58.23	51.42	43.87	32.86	30.22	31.35	38.22	43.48			
Maine	28.99	23.27	19.23	25.02	26.32	28.31	35.70	45.90	37.63	39.63	40.43	41.56	36.05	35.80	35.54	35.33	43.51	90.13	58.91	51.92	44.33	33.65	30.69	31.72	38.32	43.81			
Mass Hub	30.15	24.35	20.14	26.29	27.38	29.11	35.99	46.71	37.82	39.90	40.82	42.04	36.27	35.75	35.32	34.86	43.06	89.60	58.52	51.78	44.17	33.06	30.51	31.73	38.56	43.76			
DA Forecast Load (GW)	0.00	0.00	0.00	0.00	0.00	0.00	0.00	0.00	0.00	0.00	0.00	0.00	0.00	0.00	0.00	0.00	0.00	0.00	0.00	0.00	0.00	0.00	0.00	0.00	0.00	0.00			
Forecast Error %	#DIV/0!	#DIV/0!	#DIV/0!	#DIV/0!	#DIV/0!	#DIV/0!	#DIV/0!	#DIV/0!	#DIV/0!	#DIV/0!	#DIV/0!	#DIV/0!	#DIV/0!	#DIV/0!	#DIV/0!	#DIV/0!	#DIV/0!	#DIV/0!	#DIV/0!	#DIV/0!	#DIV/0!	#DIV/0!	#DIV/0!	#DIV/0!	#DIV/0!	#DIV/0!	#DIV/0!		





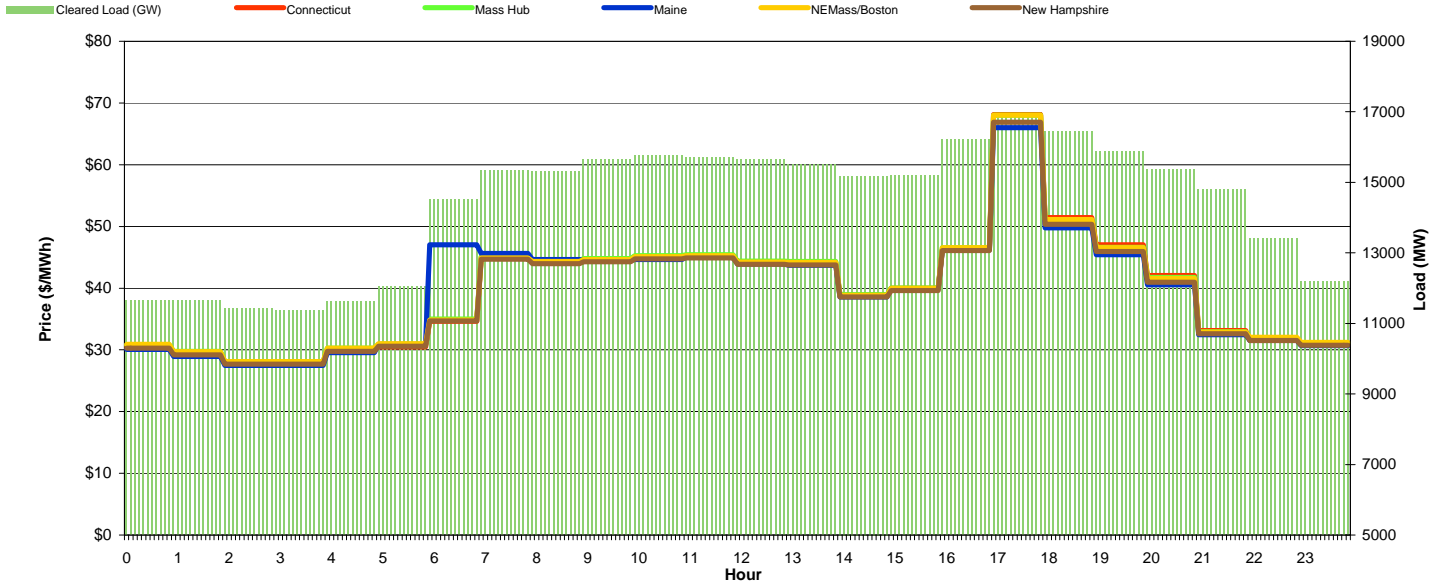
ISO-NE Daily Report

Thursday January 12, 2012

Price	<=0	>=100	>=200
Forecast Error %	0-4.9%	5-9.9%	>=10%

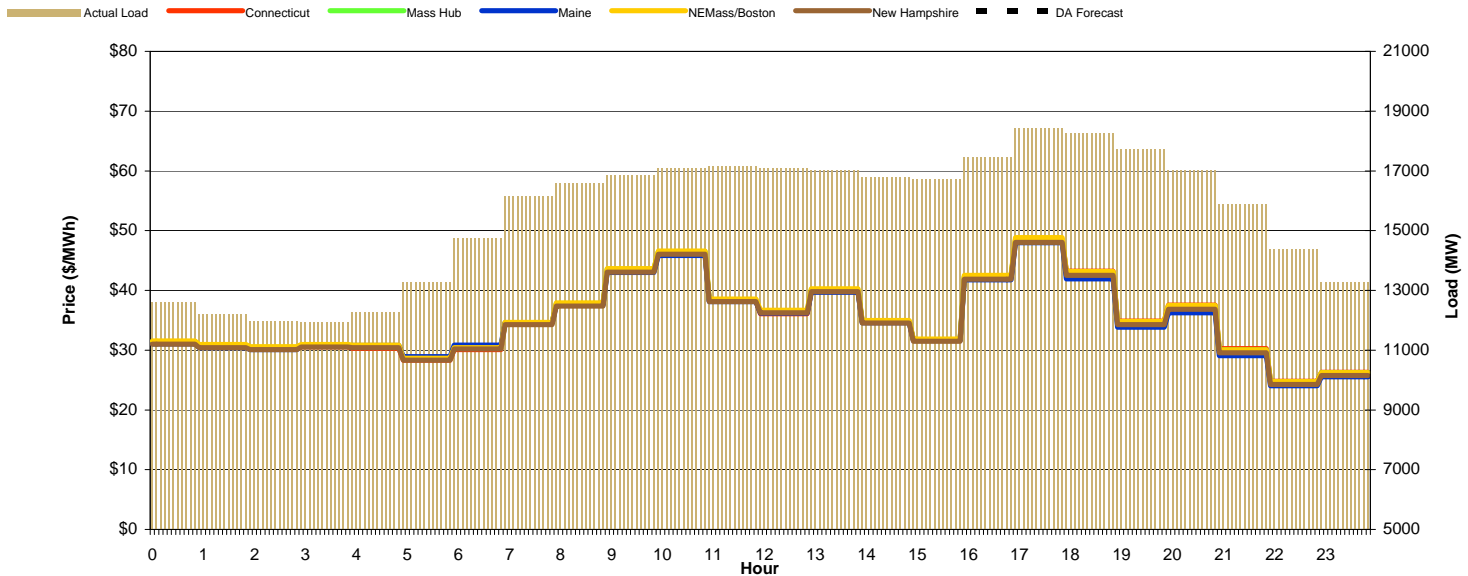
Day-Ahead Prices and Cleared Load

Hour Ending:	1	2	3	4	5	6	7	8	9	10	11	12	13	14	15	16	17	18	19	20	21	22	23	24	Avg. Hr \$			
Connecticut	30.63	29.57	27.93	27.92	30.07	30.49	34.62	45.00	44.32	44.64	45.00	45.12	44.05	44.09	38.87	40.00	46.27	68.14	51.45	47.00	42.05	33.11	31.53	30.91	39.70	44.42	All	On Pk
NEMass/Boston	30.89	29.73	28.11	28.12	30.26	31.03	34.85	44.91	44.31	44.65	45.12	45.27	44.23	44.16	38.84	39.97	46.54	68.00	51.12	46.54	41.60	32.87	32.03	31.23	39.77	44.39		
New Hampshire	30.28	29.20	27.67	27.67	29.77	30.57	34.69	44.68	43.95	44.28	44.74	44.91	43.85	43.76	38.55	39.62	46.09	66.89	50.34	45.92	40.98	32.59	31.50	30.72	39.30	43.92		
Maine	30.09	28.93	27.46	27.46	29.54	30.92	47.00	45.64	44.63	44.48	44.64	45.00	43.94	43.72	38.56	39.85	46.22	66.01	49.79	45.41	40.56	32.44	31.51	30.68	39.77	43.90		
Mass Hub	30.79	29.74	28.11	28.11	30.30	30.83	35.00	45.10	44.46	44.80	45.28	45.43	44.38	44.34	38.96	40.03	46.54	68.01	51.08	46.63	41.73	32.94	31.82	31.05	39.81	44.47		
Cleared Load (GW)	11.7	11.6	11.4	11.4	11.6	12.1	14.5	15.3	15.3	15.7	15.8	15.7	15.7	15.5	15.2	15.2	16.2	17.0	16.5	15.9	15.4	14.8	13.4	12.2				



Preliminary Real-Time Prices with Forecasted and Actual System Load

Hour Ending:	1	2	3	4	5	6	7	8	9	10	11	12	13	14	15	16	17	18	19	20	21	22	23	24	Avg. Hr \$				
Connecticut	31.22	30.63	30.21	30.59	30.30	28.31	30.12	34.58	37.70	43.40	46.42	38.21	36.10	39.94	34.76	31.64	42.20	48.48	43.19	34.85	37.54	30.24	24.78	26.28	35.07	37.75	All	On Pk	
NEMass/Boston	31.56	30.96	30.58	30.96	30.84	28.65	30.42	34.67	37.91	43.66	46.60	38.56	36.67	40.25	34.94	31.87	42.49	48.81	43.18	34.81	37.49	30.03	24.72	26.25	35.29	37.92			
New Hampshire	31.00	30.43	30.09	30.51	30.39	28.33	30.18	34.28	37.40	43.03	46.03	38.15	36.27	39.76	34.55	31.50	41.86	48.03	42.49	34.28	36.86	29.54	24.27	25.76	34.79	37.39			
Maine	31.08	30.42	30.11	30.66	30.78	28.90	30.86	34.54	37.53	42.98	45.82	38.14	36.20	39.67	34.61	31.67	41.78	47.98	41.94	33.86	36.25	29.05	24.02	25.53	34.77	37.25			
Mass Hub	31.44	30.87	30.49	30.87	30.70	28.58	30.32	34.60	37.80	43.52	46.47	38.39	36.46	40.10	34.81	31.73	42.30	48.47	42.99	34.69	37.39	30.03	24.71	26.22	35.16	37.78			
DA Forecast Load (GW)	0.00	0.00	0.00	0.00	0.00	0.00	0.00	0.00	0.00	0.00	0.00	0.00	0.00	0.00	0.00	0.00	0.00	0.00	0.00	0.00	0.00	0.00	0.00	0.00	0.00	0.00			
Forecast Error %	#DIV/0!	#DIV/0!	#DIV/0!	#DIV/0!	#DIV/0!	#DIV/0!	#DIV/0!	#DIV/0!	#DIV/0!	#DIV/0!	#DIV/0!	#DIV/0!	#DIV/0!	#DIV/0!	#DIV/0!	#DIV/0!	#DIV/0!	#DIV/0!	#DIV/0!	#DIV/0!	#DIV/0!	#DIV/0!	#DIV/0!	#DIV/0!	#DIV/0!	#DIV/0!	#DIV/0!		





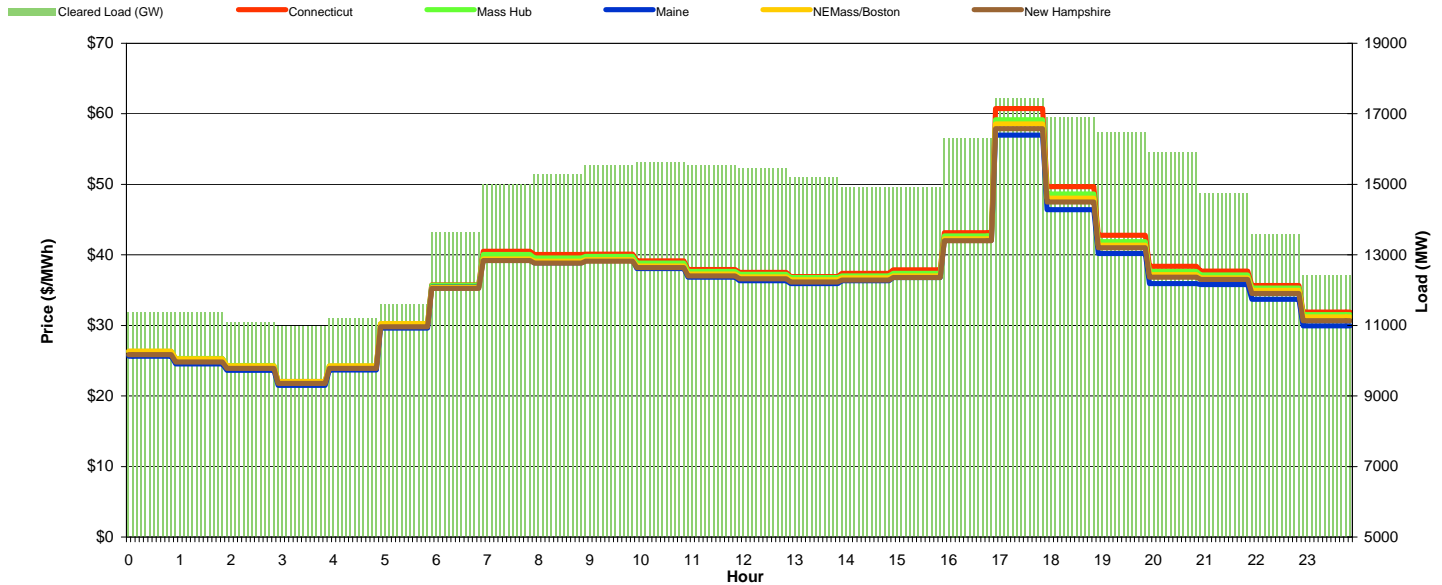
ISO-NE Daily Report

Friday January 13, 2012

Price	<=0	>=100	>=200
Forecast Error %	0-4.9%	5-9.9%	>=10%

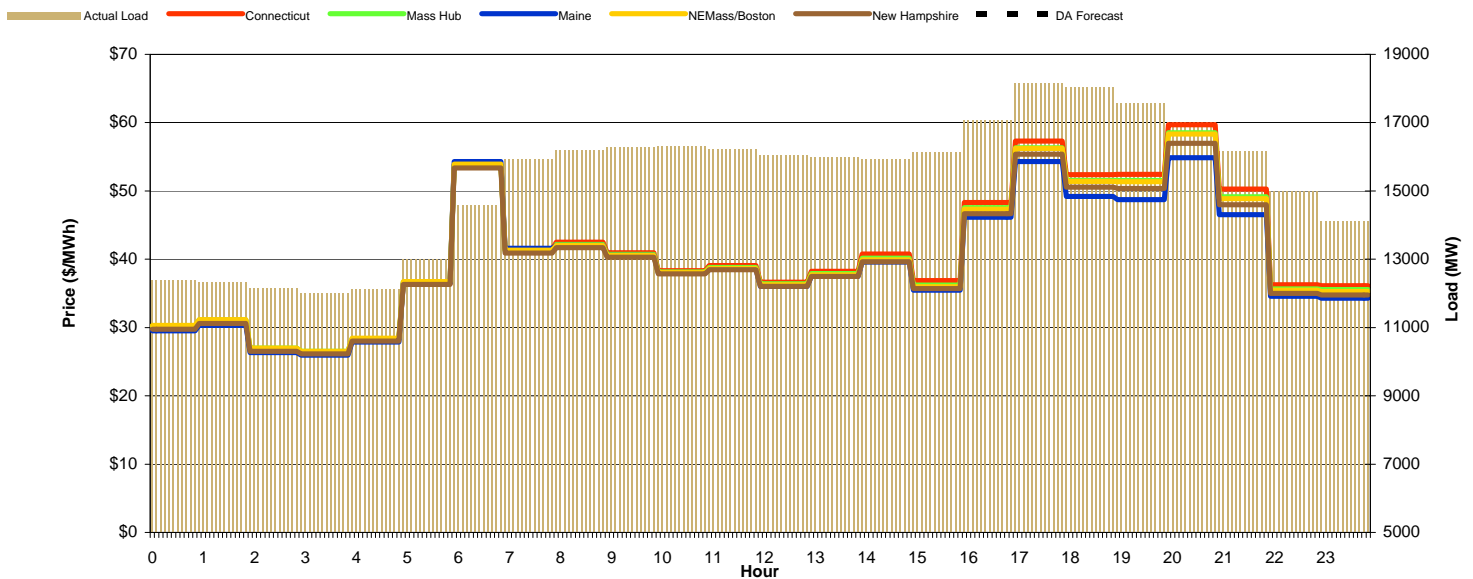
Day-Ahead Prices and Cleared Load

Hour Ending:	1	2	3	4	5	6	7	8	9	10	11	12	13	14	15	16	17	18	19	20	21	22	23	24	Avg. Hr \$			
Connecticut	26.25	25.29	24.24	22.04	24.16	30.16	35.74	40.53	40.04	40.11	39.15	37.94	37.54	36.95	37.38	37.86	43.15	60.76	49.69	42.80	38.36	37.72	35.65	31.91	36.48	40.98	All	On Pk
NEMass/Boston	26.38	25.29	24.29	22.07	24.26	30.26	35.40	39.43	39.12	39.31	38.43	37.29	36.88	36.48	36.74	37.00	42.26	58.57	48.04	41.39	37.18	36.76	35.00	31.19	35.79	39.99		
New Hampshire	25.86	24.83	23.93	21.77	23.91	29.79	35.27	39.20	38.85	39.12	38.22	37.02	36.60	36.16	36.41	36.78	42.00	57.88	47.49	41.02	36.85	36.52	34.51	30.67	35.44	39.66		
Maine	25.61	24.55	23.62	21.49	23.66	29.63	35.44	39.27	38.88	39.25	38.06	36.86	36.33	35.94	36.34	36.81	42.09	56.96	46.39	40.20	35.95	35.81	33.70	29.94	35.12	39.30		
Mass Hub	26.31	25.30	24.32	22.07	24.24	30.21	35.69	40.05	39.57	39.77	38.85	37.64	37.24	36.77	37.00	37.36	42.70	59.17	48.63	41.86	37.65	37.15	35.29	31.54	36.10	40.42		
Cleared Load (GW)	11.4	11.4	11.1	11.0	11.2	11.6	13.6	15.0	15.3	15.5	15.6	15.5	15.4	15.2	14.9	14.9	16.3	17.4	16.9	16.5	15.9	14.8	13.6	12.4				



Preliminary Real-Time Prices with Forecasted and Actual System Load

Hour Ending:	1	2	3	4	5	6	7	8	9	10	11	12	13	14	15	16	17	18	19	20	21	22	23	24	Avg. Hr \$				
Connecticut	30.13	31.00	26.86	26.45	28.23	36.39	53.83	41.43	42.48	40.93	38.33	39.06	36.64	38.25	40.75	36.86	48.30	57.30	52.39	52.43	59.68	50.27	36.25	36.11	40.85	44.46	All	On Pk	
NEMass/Boston	30.31	31.14	26.98	26.54	28.42	36.75	53.92	41.31	42.02	40.57	38.06	38.66	36.26	37.73	39.92	36.00	47.32	56.23	51.38	51.33	58.31	48.88	35.49	35.29	40.37	43.72			
New Hampshire	29.75	30.60	26.54	26.15	28.00	36.31	53.37	40.91	41.68	40.30	37.85	38.45	36.03	37.50	39.66	35.71	46.68	55.37	50.55	50.37	56.97	47.96	34.98	34.78	39.85	43.19			
Maine	29.50	30.33	26.34	25.98	27.86	36.48	54.30	41.61	42.02	40.59	37.94	38.51	36.01	37.46	39.59	35.45	46.16	54.31	49.21	48.73	54.88	46.54	34.58	34.30	39.53	42.72			
Mass Hub	30.22	31.11	26.97	26.53	28.37	36.66	53.80	41.25	42.15	40.70	38.16	38.80	36.41	37.91	40.17	36.24	47.54	56.33	51.54	51.52	58.51	49.14	35.64	35.54	40.47	43.88			
DA Forecast Load (GW)	0.00	0.00	0.00	0.00	0.00	0.00	0.00	0.00	0.00	0.00	0.00	0.00	0.00	0.00	0.00	0.00	0.00	0.00	0.00	0.00	0.00	0.00	0.00	0.00	0.00	0.00			
Forecast Error %	#DIV/0!	#DIV/0!	#DIV/0!	#DIV/0!	#DIV/0!	#DIV/0!	#DIV/0!	#DIV/0!	#DIV/0!	#DIV/0!	#DIV/0!	#DIV/0!	#DIV/0!	#DIV/0!	#DIV/0!	#DIV/0!	#DIV/0!	#DIV/0!	#DIV/0!	#DIV/0!	#DIV/0!	#DIV/0!	#DIV/0!	#DIV/0!	#DIV/0!	#DIV/0!	#DIV/0!		





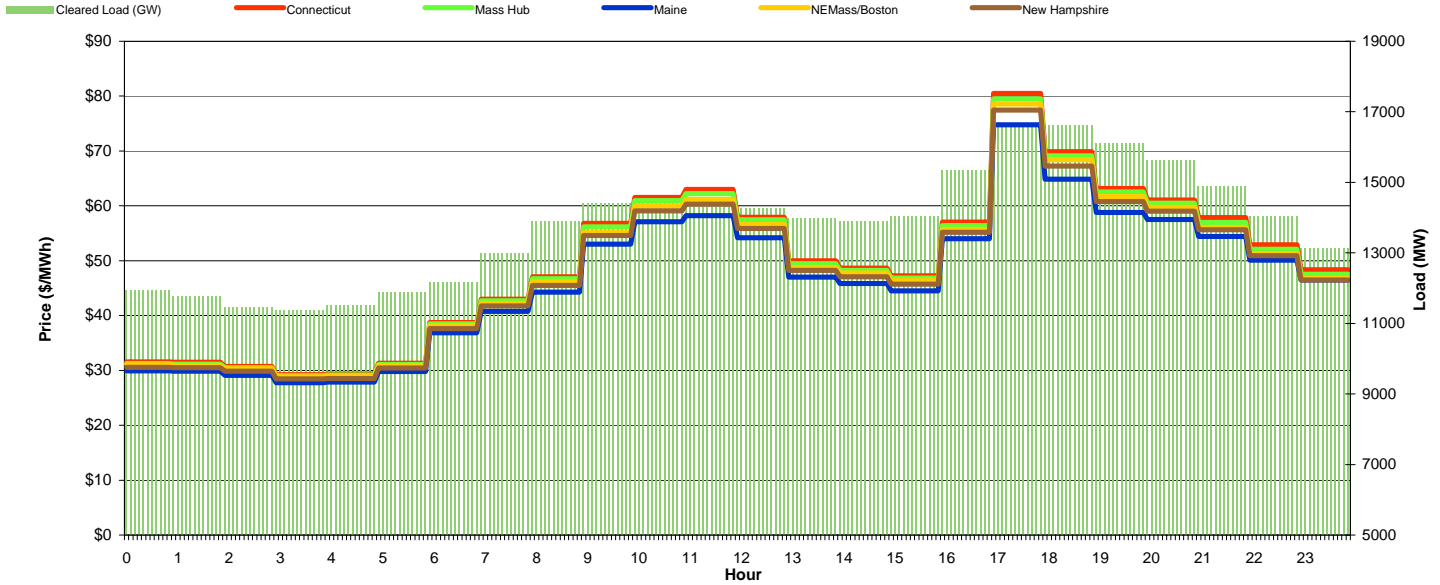
ISO-NE Daily Report

Saturday January 14, 2012

Price	<=0	>=100	>=200
Forecast Error %	0-4.9%	5-9.9%	>=10%

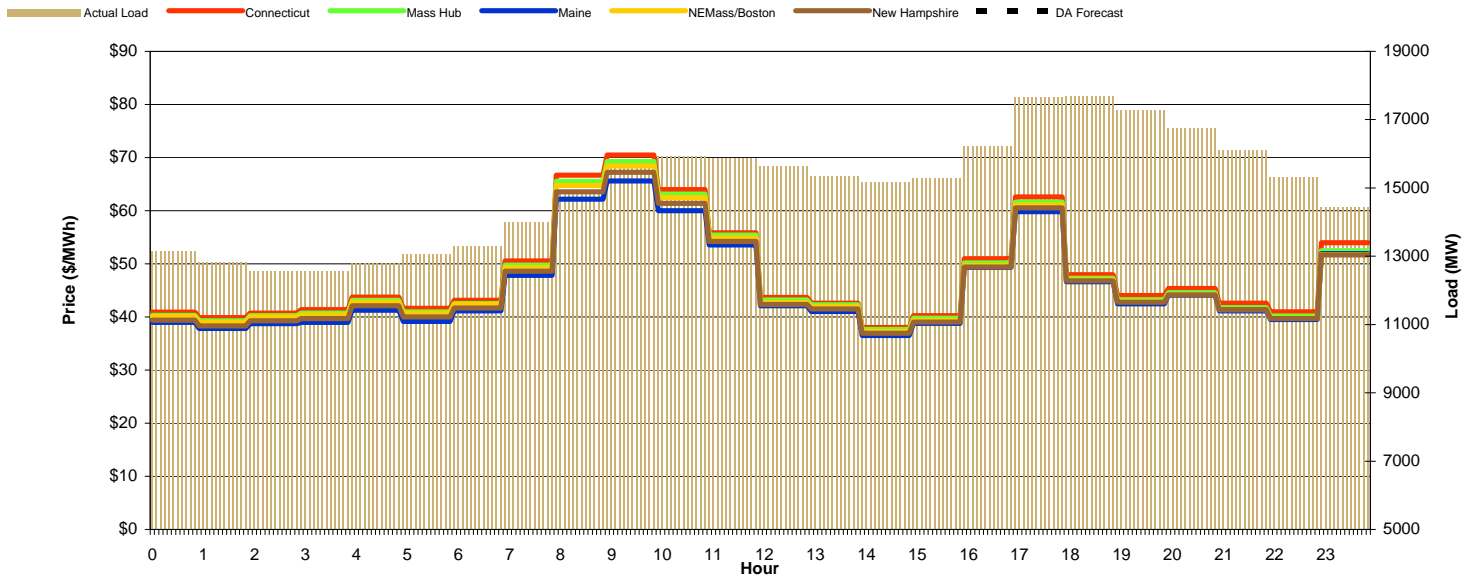
Day-Ahead Prices and Cleared Load

Hour Ending:	1	2	3	4	5	6	7	8	9	10	11	12	13	14	15	16	17	18	19	20	21	22	23	24	Avg. Hr \$				
Connecticut	31.53	31.48	30.73	29.24	29.35	31.35	38.73	42.96	47.07	56.81	61.55	62.97	57.92	50.00	48.67	47.22	57.06	80.48	69.88	63.16	61.07	57.89	52.92	48.38	48.38	49.52	57.35	All	On Pk
NEMass/Boston	31.12	30.91	30.38	28.89	28.99	30.91	38.23	42.22	46.11	55.14	59.98	61.19	56.58	48.77	47.77	46.36	55.70	78.58	68.41	61.73	59.73	56.06	51.32	46.79	48.41	48.41	55.98		
New Hampshire	30.59	30.50	29.89	28.44	28.53	30.42	37.65	41.78	45.49	54.58	59.10	60.30	55.87	48.23	47.08	45.75	55.20	77.45	67.28	60.78	59.02	55.66	50.90	46.51	47.79	47.79	55.28		
Maine	29.94	29.87	29.13	27.74	27.88	29.80	36.87	40.77	44.26	53.01	57.13	58.19	54.21	47.01	45.85	44.52	54.03	74.76	64.87	58.81	57.54	54.44	50.08	46.48	46.55	46.55	53.72		
Mass Hub	31.24	31.15	30.53	29.04	29.14	31.11	38.50	42.68	46.72	56.17	60.97	62.24	57.47	49.46	48.26	46.84	56.42	79.53	69.13	62.53	60.48	56.96	52.10	47.52	49.01	49.01	56.75		
Cleared Load (GW)	11.9	11.8	11.5	11.4	11.5	11.9	12.2	13.0	13.9	14.4	14.6	14.5	14.3	14.0	13.9	14.0	15.3	16.7	16.6	16.1	15.6	14.9	14.0	13.1					



Preliminary Real-Time Prices with Forecasted and Actual System Load

Hour Ending:	1	2	3	4	5	6	7	8	9	10	11	12	13	14	15	16	17	18	19	20	21	22	23	24	Avg. Hr \$				
Connecticut	40.90	39.85	40.73	41.37	43.71	41.60	43.12	50.54	66.70	70.47	63.96	55.83	43.66	42.60	38.00	40.26	50.96	62.61	47.94	44.02	45.39	42.58	40.95	53.95	47.99	50.40	All	On Pk	
NEMass/Boston	40.04	38.97	39.97	40.38	42.77	40.64	42.32	49.29	64.76	68.46	62.48	54.88	42.69	41.95	37.29	39.36	49.69	61.08	46.99	42.98	44.19	41.36	39.76	51.73	46.83	49.20			
New Hampshire	39.41	38.32	39.30	39.70	42.08	39.97	41.71	48.63	63.58	67.20	61.38	54.20	42.35	41.51	36.90	39.05	49.40	60.57	46.78	42.76	44.17	41.38	39.69	51.68	46.32	48.72			
Maine	38.97	37.86	38.72	38.97	41.28	39.16	41.12	47.83	62.16	65.59	59.97	53.55	42.13	41.02	36.53	38.79	49.36	59.81	46.63	42.48	44.08	41.13	39.50	51.94	45.77	48.16			
Mass Hub	40.32	39.26	40.24	40.73	43.15	40.98	42.56	49.75	65.53	69.27	63.16	55.45	43.17	42.30	37.63	39.73	50.16	61.60	47.26	43.26	44.58	41.76	40.17	52.48	47.27	49.67			
DA Forecast Load (GW)	0.00	0.00	0.00	0.00	0.00	0.00	0.00	0.00	0.00	0.00	0.00	0.00	0.00	0.00	0.00	0.00	0.00	0.00	0.00	0.00	0.00	0.00	0.00	0.00	0.00	0.00			
Forecast Error %	#DIV/0!	#DIV/0!	#DIV/0!	#DIV/0!	#DIV/0!	#DIV/0!	#DIV/0!	#DIV/0!	#DIV/0!	#DIV/0!	#DIV/0!	#DIV/0!	#DIV/0!	#DIV/0!	#DIV/0!	#DIV/0!	#DIV/0!	#DIV/0!	#DIV/0!	#DIV/0!	#DIV/0!	#DIV/0!	#DIV/0!	#DIV/0!	#DIV/0!	#DIV/0!	#DIV/0!		





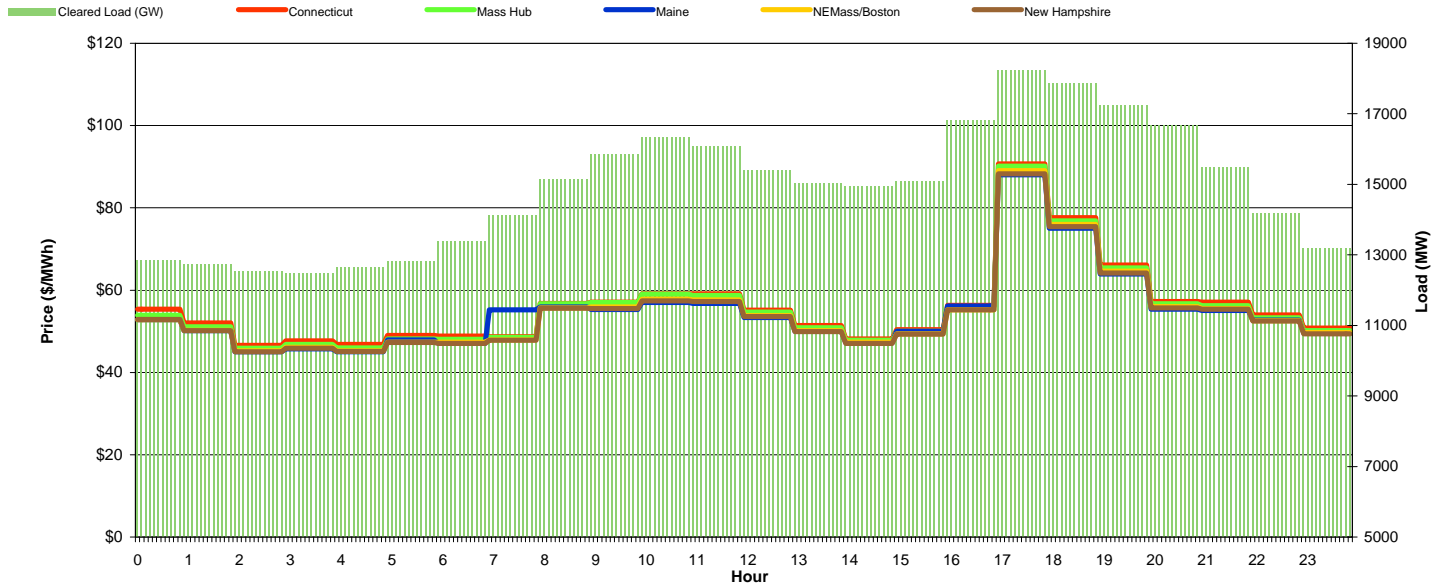
ISO-NE Daily Report

Sunday January 15, 2012

Price	<=0	>=100	>=200
Forecast Error %	0-4.9%	5-9.9%	>=10%

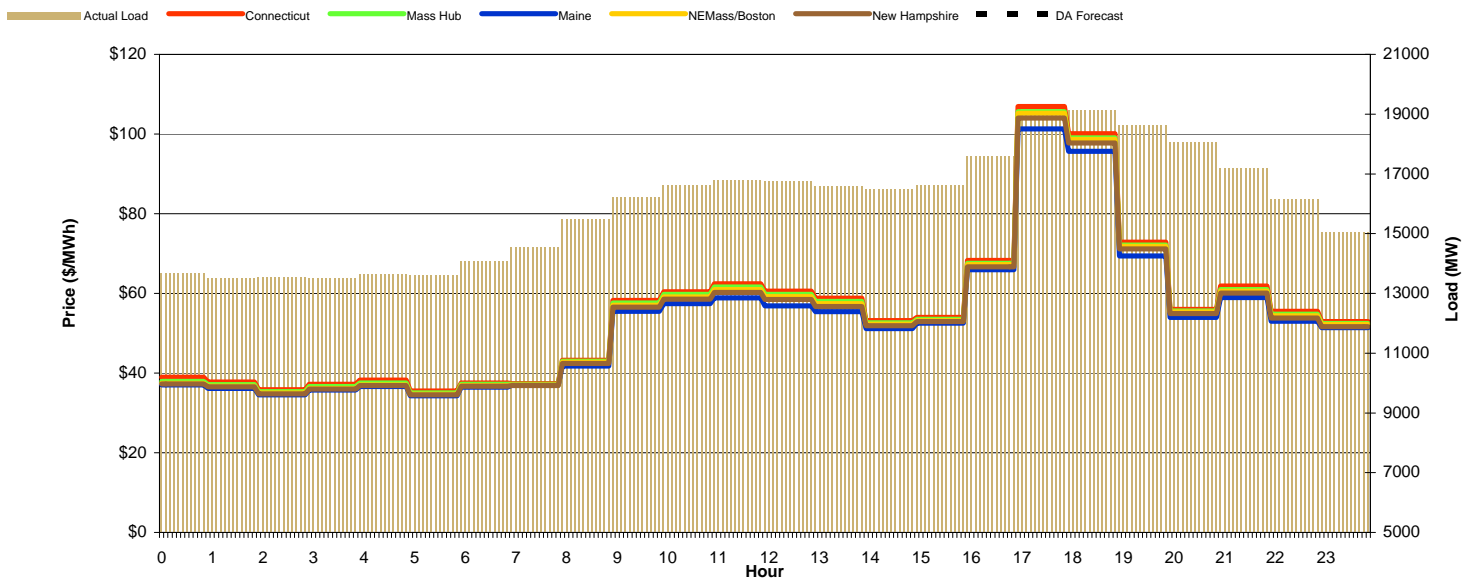
Day-Ahead Prices and Cleared Load

Hour Ending:	1	2	3	4	5	6	7	8	9	10	11	12	13	14	15	16	17	18	19	20	21	22	23	24	Avg. Hr \$			
Connecticut	55.40	52.00	46.59	47.67	46.85	49.00	48.85	48.65	56.78	57.10	59.10	59.14	55.17	51.37	48.17	50.37	56.32	90.69	77.60	66.09	57.25	57.07	54.00	50.76	55.92	59.05	All	On Pk
NEMass/Boston	52.79	50.25	45.24	46.11	45.26	47.37	47.35	47.88	55.71	55.89	57.78	57.62	53.80	50.15	47.39	49.41	55.21	89.07	76.02	64.59	55.96	55.50	52.56	49.72	54.53	57.78		
New Hampshire	52.88	50.16	45.02	45.90	45.07	47.32	47.06	47.82	55.60	55.53	57.43	57.27	53.57	49.91	47.07	49.31	55.20	88.30	75.41	64.17	55.67	55.40	52.51	49.40	54.29	57.51		
Maine	52.77	50.15	45.02	45.75	45.02	47.93	47.02	55.21	55.89	55.33	57.04	56.81	53.32	50.00	47.23	50.00	56.12	88.06	75.07	63.96	55.36	55.09	52.75	49.58	54.60	57.95		
Mass Hub	53.86	51.09	45.85	46.79	45.96	48.12	48.05	48.52	56.67	56.99	59.00	58.75	54.71	50.87	47.86	49.97	56.00	90.17	76.84	65.41	56.68	56.19	53.24	50.19	55.32	58.62		
Cleared Load (GW)	12.8	12.7	12.5	12.5	12.6	12.8	13.4	14.1	15.1	15.9	16.3	16.1	15.4	15.0	15.0	15.1	16.8	18.2	17.9	17.2	16.7	15.5	14.2	13.2				



Preliminary Real-Time Prices with Forecasted and Actual System Load

Hour Ending:	1	2	3	4	5	6	7	8	9	10	11	12	13	14	15	16	17	18	19	20	21	22	23	24	Avg. Hr \$				
Connecticut	38.96	37.74	35.86	37.19	38.23	35.48	37.51	37.31	43.18	58.25	60.44	62.38	60.56	58.78	53.15	53.94	68.26	106.93	100.12	72.82	56.00	61.81	55.53	52.91	55.14	63.09	All	On Pk	
NEMass/Boston	37.40	36.67	34.99	36.15	37.03	34.71	36.88	37.05	42.74	57.05	59.15	60.96	59.19	57.39	52.26	53.20	67.21	105.24	98.67	71.79	55.38	60.59	54.38	52.17	54.09	62.02			
New Hampshire	37.29	36.51	34.77	35.96	36.90	34.50	36.68	36.85	42.39	56.53	58.55	60.25	58.46	56.74	51.86	52.91	66.69	103.98	97.76	71.16	54.97	60.08	53.80	51.63	53.63	61.44			
Maine	37.06	36.18	34.52	35.74	36.60	34.31	36.50	36.91	41.79	55.50	57.39	58.89	56.89	55.39	51.16	52.55	65.98	101.28	95.67	69.42	54.00	58.93	53.04	51.41	52.80	60.30			
Mass Hub	37.93	37.09	35.36	36.59	37.53	35.02	37.17	37.20	43.00	57.60	59.74	61.57	59.77	57.99	52.62	53.49	67.55	105.64	99.01	72.10	55.59	60.98	54.75	52.45	54.49	62.41			
DA Forecast Load (GW)	0.00	0.00	0.00	0.00	0.00	0.00	0.00	0.00	0.00	0.00	0.00	0.00	0.00	0.00	0.00	0.00	0.00	0.00	0.00	0.00	0.00	0.00	0.00	0.00	0.00	0.00			
Forecast Error %	#DIV/0!	#DIV/0!	#DIV/0!	#DIV/0!	#DIV/0!	#DIV/0!	#DIV/0!	#DIV/0!	#DIV/0!	#DIV/0!	#DIV/0!	#DIV/0!	#DIV/0!	#DIV/0!	#DIV/0!	#DIV/0!	#DIV/0!	#DIV/0!	#DIV/0!	#DIV/0!	#DIV/0!	#DIV/0!	#DIV/0!	#DIV/0!	#DIV/0!	#DIV/0!	#DIV/0!		





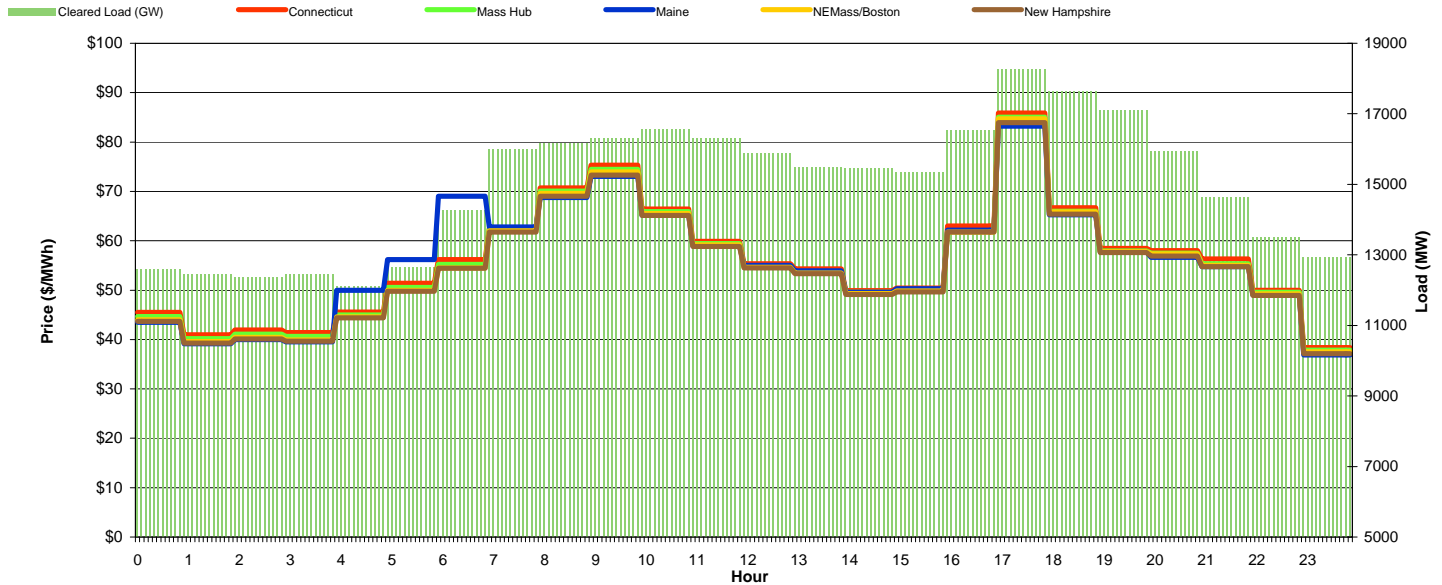
ISO-NE Daily Report

Monday January 16, 2012

Price	<=0	>=100	>=200
Forecast Error %	0-4.9%	5-9.9%	>=10%

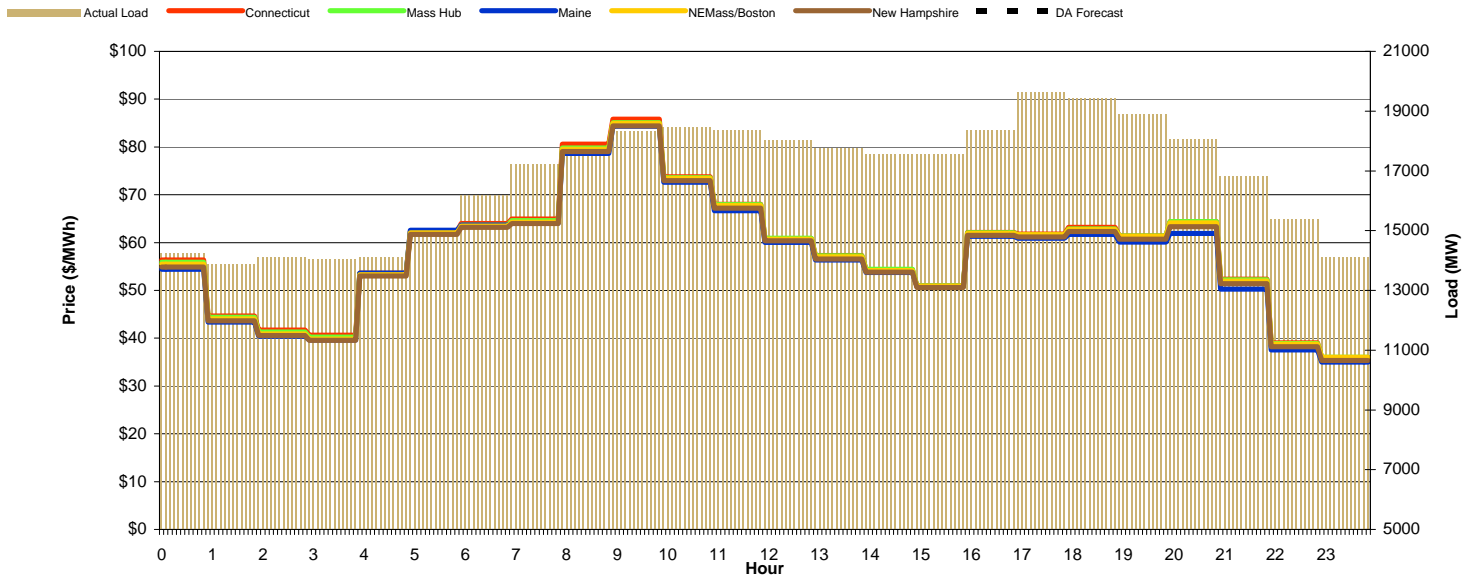
Day-Ahead Prices and Cleared Load

Hour Ending:	1	2	3	4	5	6	7	8	9	10	11	12	13	14	15	16	17	18	19	20	21	22	23	24	Avg. Hr \$			
	All	On Pk																										
Connecticut	45.51	40.99	41.91	41.41	45.53	51.42	56.22	62.47	70.71	75.30	66.43	59.91	55.35	54.28	49.90	50.41	62.97	85.84	66.68	58.46	58.00	56.34	50.00	38.36	56.02	61.44		
NEMass/Boston	44.02	39.59	40.43	39.95	44.60	50.00	54.48	62.02	69.61	73.93	65.55	59.20	54.65	53.45	49.34	49.81	61.76	84.70	65.87	57.83	57.36	55.00	49.25	37.51	55.00	60.58		
New Hampshire	43.65	39.28	40.12	39.67	44.37	49.80	54.41	61.78	68.99	73.30	65.11	58.83	54.51	53.37	49.13	49.63	61.78	83.91	65.37	57.63	56.93	54.78	48.94	37.14	54.68	60.25		
Maine	43.51	39.12	39.97	39.56	50.00	56.19	69.01	62.80	68.79	73.04	65.18	59.00	55.03	53.91	49.61	50.26	62.13	83.23	65.26	57.72	56.64	54.76	49.06	36.87	55.86	60.40		
Mass Hub	44.64	40.18	41.06	40.61	45.00	50.57	55.22	62.45	70.06	74.47	65.92	59.43	54.94	53.70	49.61	50.00	62.00	85.02	65.95	57.92	57.50	55.32	49.58	37.86	55.38	60.87		
Cleared Load (GW)	12.6	12.4	12.4	12.5	12.1	12.6	14.3	16.0	16.1	16.3	16.6	16.3	15.9	15.5	15.5	15.3	16.5	18.3	17.6	17.1	15.9	14.6	13.5	12.9				



Preliminary Real-Time Prices with Forecasted and Actual System Load

Hour Ending:	1	2	3	4	5	6	7	8	9	10	11	12	13	14	15	16	17	18	19	20	21	22	23	24	Avg. Hr \$			
	All	On Pk																										
Connecticut	56.37	44.67	41.67	40.65	53.64	62.35	63.98	64.92	80.57	85.78	73.78	68.03	60.84	57.27	54.37	50.78	62.11	61.81	63.20	61.38	64.40	52.32	39.05	35.97	58.33	62.54		
NEMass/Boston	55.52	44.07	40.88	39.81	53.29	62.04	63.43	64.29	79.52	84.91	73.44	67.74	60.73	57.00	54.18	50.93	61.91	61.63	62.75	61.28	64.14	51.97	38.76	36.01	57.93	62.20		
New Hampshire	54.91	43.65	40.59	39.59	53.04	61.74	63.18	64.01	79.05	84.40	72.93	67.23	60.39	56.57	53.82	50.61	61.50	61.16	62.29	60.74	63.30	51.42	38.22	35.37	57.49	61.73		
Maine	54.42	43.39	40.44	39.61	53.62	62.60	63.63	64.03	78.64	84.36	72.61	66.68	60.01	56.38	53.74	50.84	61.31	60.89	61.70	60.13	61.89	50.27	37.56	35.01	57.24	61.32		
Mass Hub	55.91	44.38	41.31	40.25	53.58	62.27	63.68	64.56	79.77	85.05	73.54	67.91	60.93	57.22	54.40	51.01	62.05	61.60	62.84	61.40	64.37	52.20	38.89	36.00	58.13	62.36		
DA Forecast Load (GW)	0.00	0.00	0.00	0.00	0.00	0.00	0.00	0.00	0.00	0.00	0.00	0.00	0.00	0.00	0.00	0.00	0.00	0.00	0.00	0.00	0.00	0.00	0.00	0.00				
Forecast Error %	#DIV/0!	#DIV/0!	#DIV/0!	#DIV/0!	#DIV/0!	#DIV/0!	#DIV/0!	#DIV/0!	#DIV/0!	#DIV/0!	#DIV/0!	#DIV/0!	#DIV/0!	#DIV/0!	#DIV/0!	#DIV/0!	#DIV/0!	#DIV/0!	#DIV/0!	#DIV/0!	#DIV/0!	#DIV/0!	#DIV/0!	#DIV/0!				





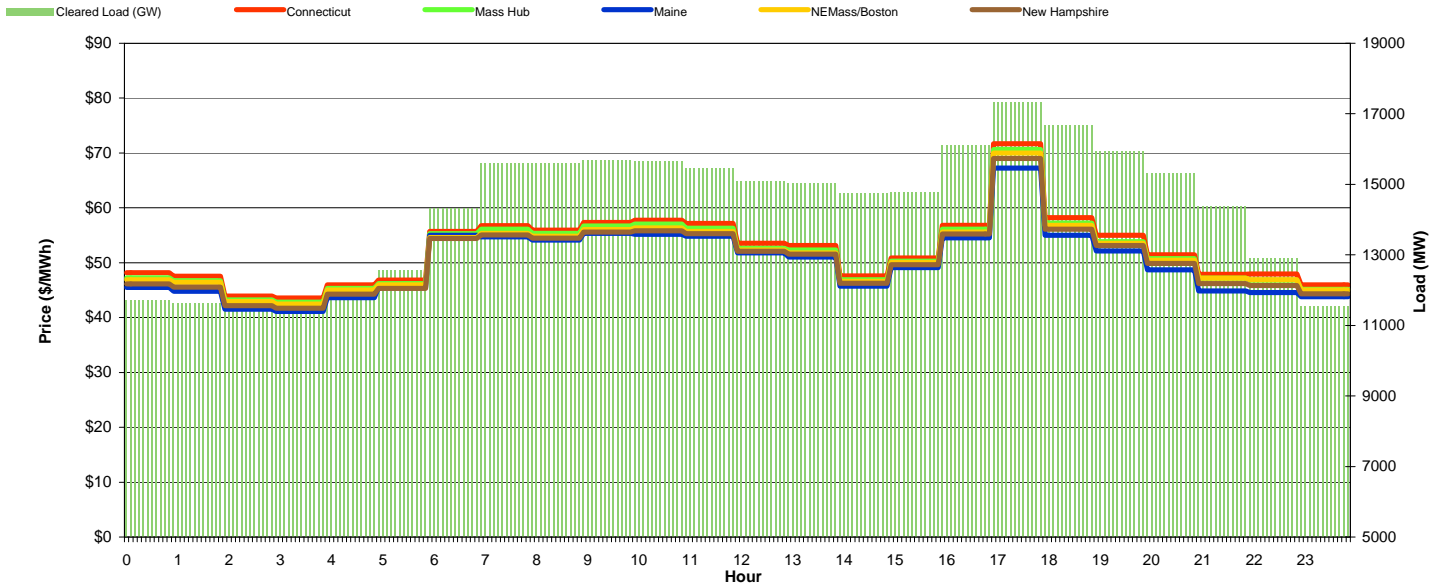
ISO-NE Daily Report

Tuesday January 17, 2012

Price	<=0	>=100	>=200
Forecast Error %	0-4.9%	5-9.9%	>=10%

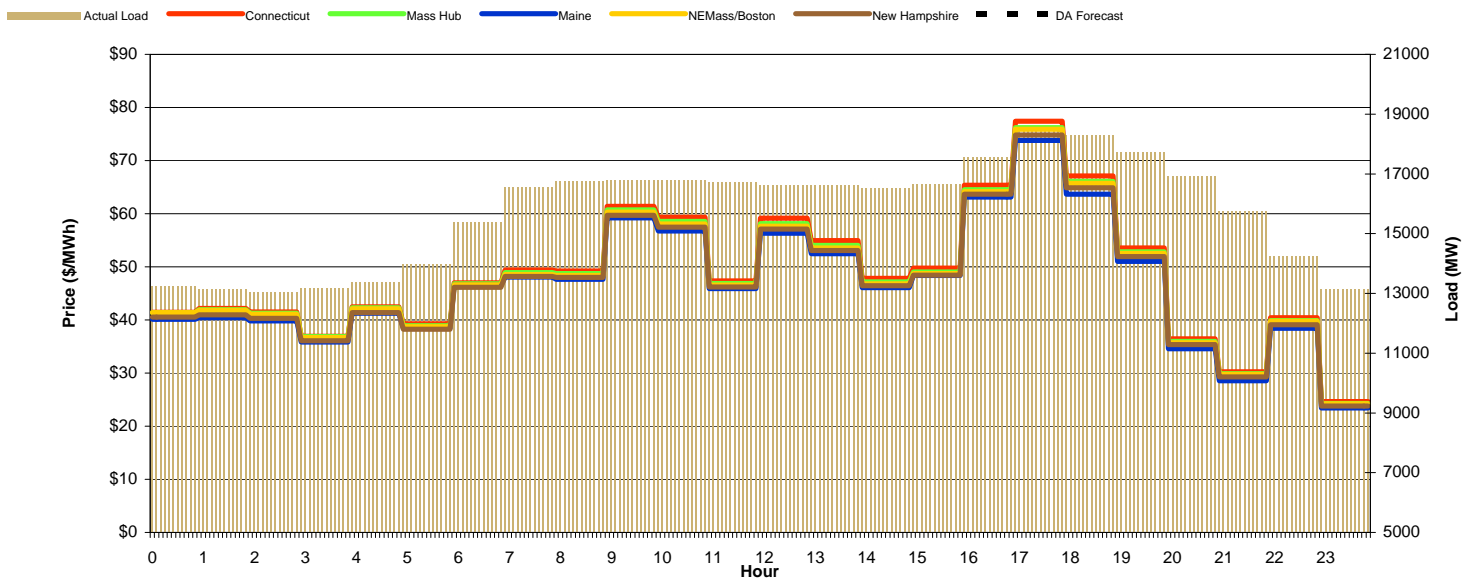
Day-Ahead Prices and Cleared Load

Hour Ending:	1	2	3	4	5	6	7	8	9	10	11	12	13	14	15	16	17	18	19	20	21	22	23	24	Avg. Hr \$			
Connecticut	48.16	47.54	43.95	43.56	45.97	46.85	55.73	56.73	55.93	57.36	57.74	57.14	53.55	53.14	47.57	50.84	56.82	71.68	58.23	55.00	51.46	47.91	47.94	45.97	52.37	54.94	All	On Pk
NEMass/Boston	46.88	46.40	42.93	42.46	45.02	45.94	54.61	55.36	54.82	56.05	56.34	55.71	52.30	51.82	46.61	50.06	55.58	69.99	56.79	53.53	50.46	47.16	46.88	45.04	51.20	53.72		
New Hampshire	46.13	45.56	42.16	41.73	44.26	45.31	54.41	55.07	54.49	55.57	55.82	55.32	52.09	51.55	46.23	49.62	55.25	68.99	56.12	53.12	49.87	46.22	45.87	44.31	50.63	53.20		
Maine	45.51	44.80	41.52	41.11	43.61	45.51	55.00	54.74	54.15	55.38	55.19	54.80	51.77	51.02	45.71	49.10	54.53	67.23	55.00	52.13	48.72	44.88	44.56	43.79	49.99	52.43		
Mass Hub	47.22	46.73	43.24	42.83	45.33	46.17	55.32	56.10	55.36	56.72	57.02	56.27	52.60	52.30	46.92	50.25	56.14	70.62	57.20	53.83	50.72	47.20	46.86	45.12	51.59	54.13		
Cleared Load (GW)	11.7	11.6	11.6	11.5	11.8	12.6	14.3	15.6	15.6	15.7	15.6	15.4	15.1	15.0	14.7	14.8	16.1	17.3	16.7	15.9	15.3	14.4	12.9	11.5				



Preliminary Real-Time Prices with Forecasted and Actual System Load

Hour Ending:	1	2	3	4	5	6	7	8	9	10	11	12	13	14	15	16	17	18	19	20	21	22	23	24	Avg. Hr \$				
Connecticut	41.46	42.18	41.53	36.92	42.49	39.27	47.01	49.37	49.24	61.39	59.32	47.32	59.14	54.92	47.83	49.75	65.36	77.42	67.10	53.53	36.44	30.27	40.44	24.61	48.51	53.05	All	On Pk	
NEMass/Boston	41.37	41.79	41.06	36.69	42.12	38.75	46.60	48.57	48.38	60.30	58.08	46.56	57.63	53.57	46.81	48.73	64.17	75.90	65.71	52.50	35.75	29.78	39.78	24.19	47.70	52.01			
New Hampshire	40.57	40.97	40.29	36.06	41.37	38.23	46.15	48.21	48.00	59.68	57.45	46.18	57.12	53.10	46.44	48.46	63.65	74.84	64.88	51.95	35.34	29.29	39.08	23.82	47.13	51.48			
Maine	40.12	40.45	39.82	35.87	41.28	38.49	46.56	48.09	47.68	59.22	56.73	45.89	56.34	52.47	46.11	48.38	63.15	73.81	63.65	51.01	34.56	28.58	38.43	23.41	46.67	50.88			
Mass Hub	41.39	41.94	41.26	36.84	42.31	38.94	46.78	48.90	48.74	60.75	58.55	46.86	58.14	54.03	47.15	49.05	64.51	76.22	66.07	52.82	35.97	29.90	39.87	24.27	47.97	52.35			
DA Forecast Load (GW)	0.00	0.00	0.00	0.00	0.00	0.00	0.00	0.00	0.00	0.00	0.00	0.00	0.00	0.00	0.00	0.00	0.00	0.00	0.00	0.00	0.00	0.00	0.00	0.00	0.00	0.00			
Forecast Error %	#DIV/0!	#DIV/0!	#DIV/0!	#DIV/0!	#DIV/0!	#DIV/0!	#DIV/0!	#DIV/0!	#DIV/0!	#DIV/0!	#DIV/0!	#DIV/0!	#DIV/0!	#DIV/0!	#DIV/0!	#DIV/0!	#DIV/0!	#DIV/0!	#DIV/0!	#DIV/0!	#DIV/0!	#DIV/0!	#DIV/0!	#DIV/0!	#DIV/0!	#DIV/0!	#DIV/0!		





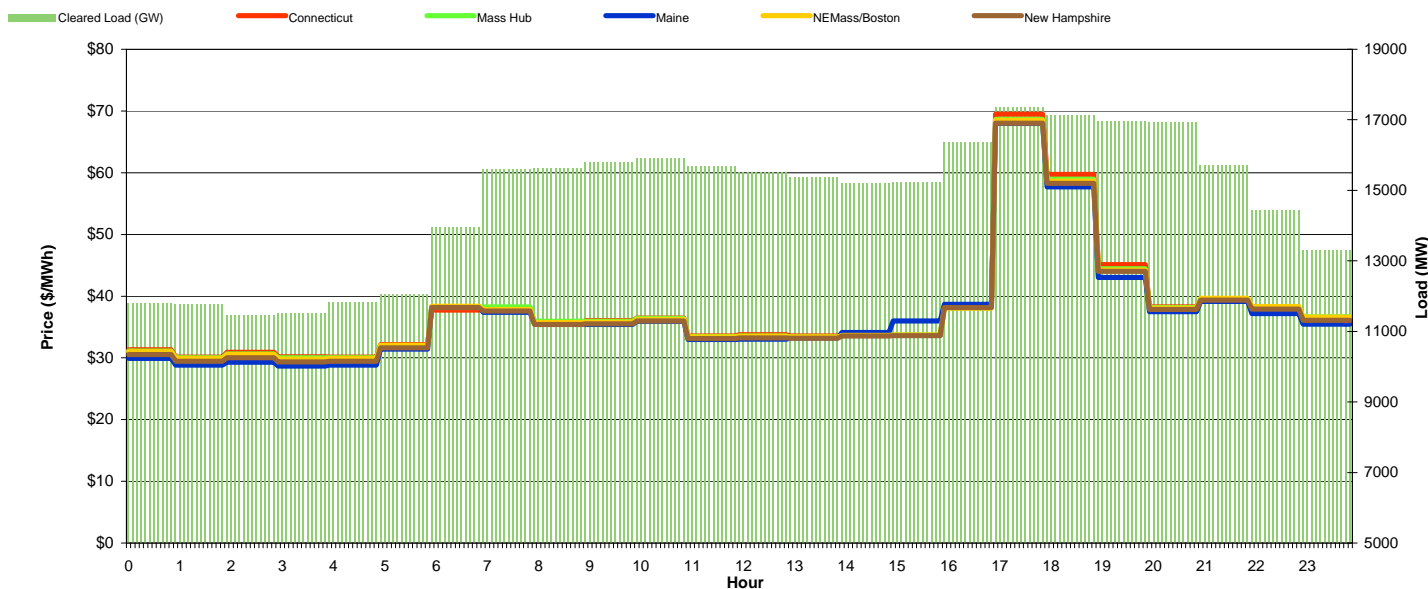
ISO-NE Daily Report

Wednesday January 18, 2012

Price	<=0	>=100	>=200
Forecast Error %	0-4.9%	5-9.9%	>=10%

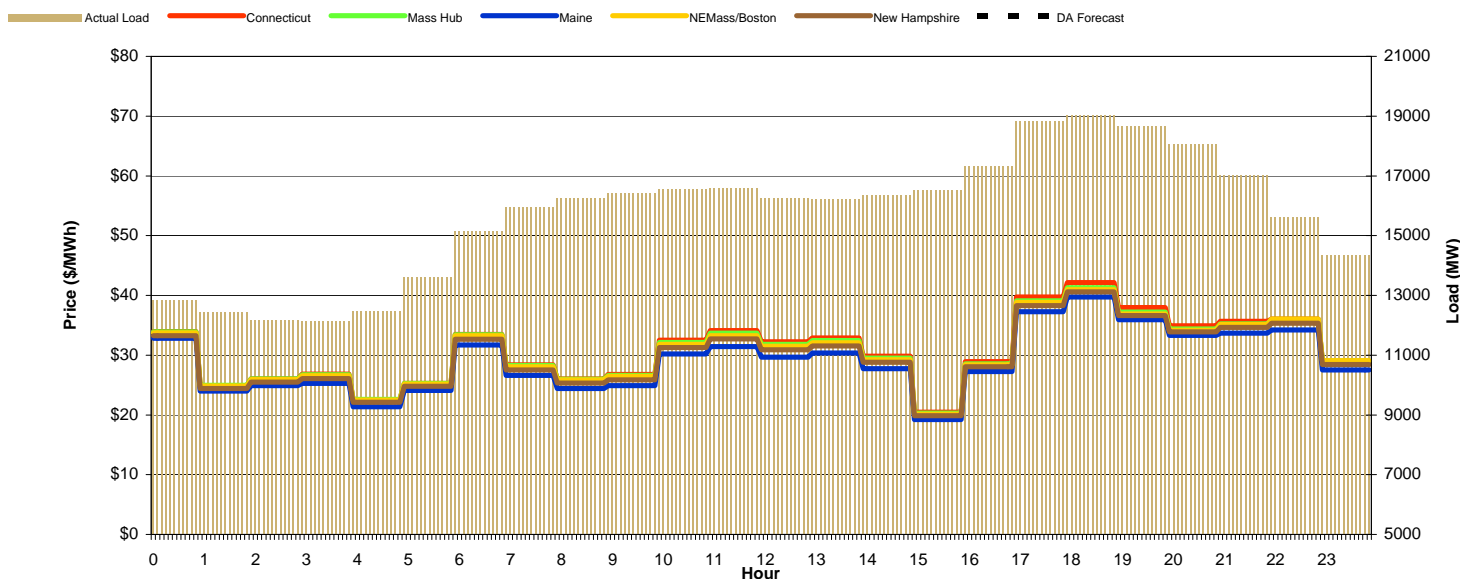
Day-Ahead Prices and Cleared Load

Hour Ending:	1	2	3	4	5	6	7	8	9	10	11	12	13	14	15	16	17	18	19	20	21	22	23	24	Avg. Hr \$			
Connecticut	31.34	30.14	30.88	30.19	30.13	32.16	37.77	38.10	35.66	36.01	36.45	33.56	33.77	33.52	33.66	33.67	38.20	69.50	59.71	45.11	38.28	39.31	37.74	36.29	37.55	40.14	All	On Pk
NEMass/Boston	30.99	29.92	30.52	29.81	29.90	32.02	38.37	37.85	35.71	35.78	36.22	33.41	33.48	33.38	33.66	33.72	38.08	68.50	58.65	44.22	38.07	39.67	38.33	36.62	37.37	39.92		
New Hampshire	30.53	29.45	30.04	29.36	29.46	31.61	38.14	37.58	35.41	35.50	35.98	33.13	33.23	33.16	33.54	33.59	38.18	68.02	58.29	44.03	37.86	39.37	37.88	36.06	37.06	39.67		
Maine	29.94	28.83	29.29	28.69	28.84	31.43	38.33	37.40	35.55	35.42	35.94	33.00	33.03	33.25	34.09	36.00	38.70	68.00	57.70	43.04	37.49	39.16	37.20	35.44	36.91	39.69		
Mass Hub	31.09	30.00	30.62	30.00	30.00	31.88	38.16	38.27	35.92	35.93	36.38	33.43	33.56	33.41	33.66	33.68	38.13	68.64	58.96	44.45	38.14	39.44	38.06	36.65	37.44	40.00		
Cleared Load (GW)	11.8	11.8	11.4	11.5	11.8	12.1	14.0	15.6	15.6	15.8	15.9	15.7	15.5	15.4	15.2	15.2	16.4	17.3	17.1	16.9	16.9	15.7	14.4	13.3				



Preliminary Real-Time Prices with Forecasted and Actual System Load

Hour Ending:	1	2	3	4	5	6	7	8	9	10	11	12	13	14	15	16	17	18	19	20	21	22	23	24	Avg. Hr \$				
Connecticut	33.96	24.91	26.00	26.83	22.54	25.27	33.45	28.40	26.01	26.79	32.48	34.09	32.21	32.88	29.85	20.48	28.89	39.72	42.16	37.98	34.90	35.65	36.04	28.96	30.85	32.41	All	On Pk	
NEMass/Boston	33.74	24.84	25.90	26.55	22.50	25.15	33.24	28.07	25.85	26.45	31.80	33.25	31.48	32.09	29.23	20.16	28.38	38.82	40.94	36.88	34.14	35.13	36.03	29.07	30.40	31.79			
New Hampshire	33.25	24.42	25.48	26.08	22.12	24.77	32.67	27.55	25.32	25.88	31.27	32.70	30.92	31.55	28.79	19.85	28.06	38.31	40.60	36.62	33.90	34.64	35.32	28.43	29.94	31.33			
Maine	32.81	24.00	24.88	25.28	21.39	24.12	31.68	26.63	24.43	24.88	30.19	31.42	29.66	30.38	27.76	19.20	27.23	37.25	39.73	35.91	33.28	33.67	34.23	27.51	29.06	30.37			
Mass Hub	33.87	24.93	26.00	26.71	22.58	25.28	33.42	28.28	25.97	26.62	32.14	33.66	31.82	32.46	29.53	20.29	28.56	39.08	41.26	37.21	34.39	35.26	35.97	29.00	30.60	32.03			
DA Forecast Load (GW)	0.00	0.00	0.00	0.00	0.00	0.00	0.00	0.00	0.00	0.00	0.00	0.00	0.00	0.00	0.00	0.00	0.00	0.00	0.00	0.00	0.00	0.00	0.00	0.00	0.00	0.00			
Forecast Error %	#DIV/0!	#DIV/0!	#DIV/0!	#DIV/0!	#DIV/0!	#DIV/0!	#DIV/0!	#DIV/0!	#DIV/0!	#DIV/0!	#DIV/0!	#DIV/0!	#DIV/0!	#DIV/0!	#DIV/0!	#DIV/0!	#DIV/0!	#DIV/0!	#DIV/0!	#DIV/0!	#DIV/0!	#DIV/0!	#DIV/0!	#DIV/0!	#DIV/0!	#DIV/0!	#DIV/0!		





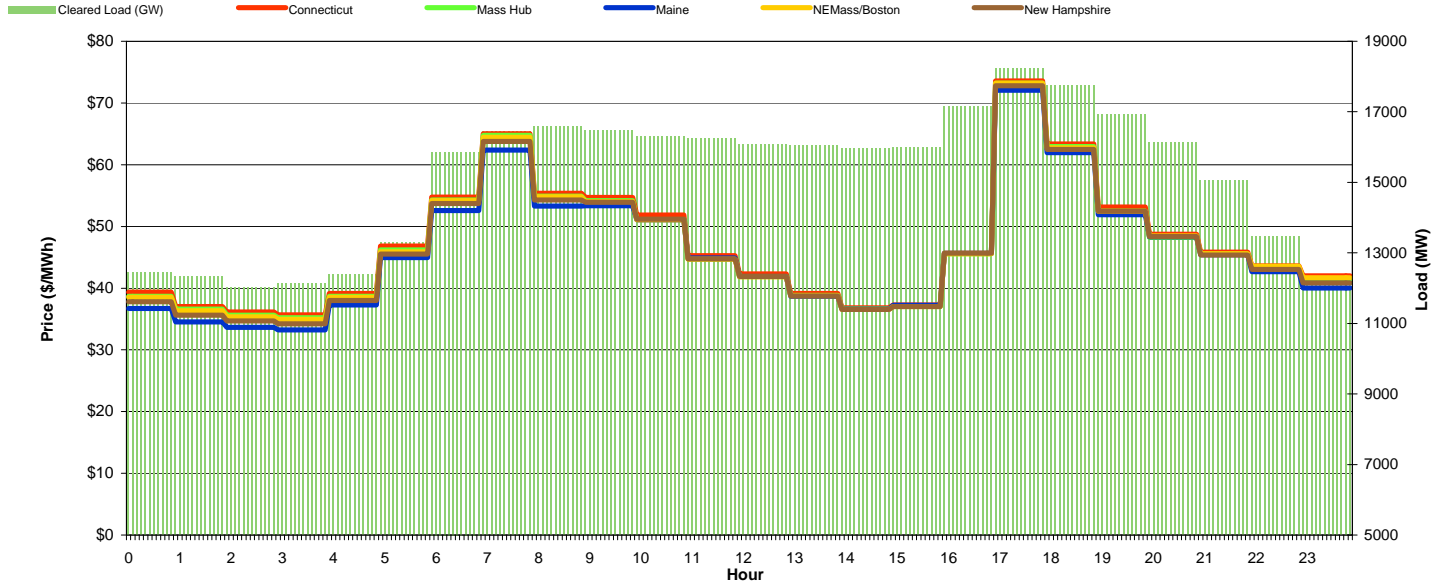
ISO-NE Daily Report

Thursday January 19, 2012

Price	<=0	>=100	>=200
Forecast Error %	0-4.9%	5-9.9%	>=10%

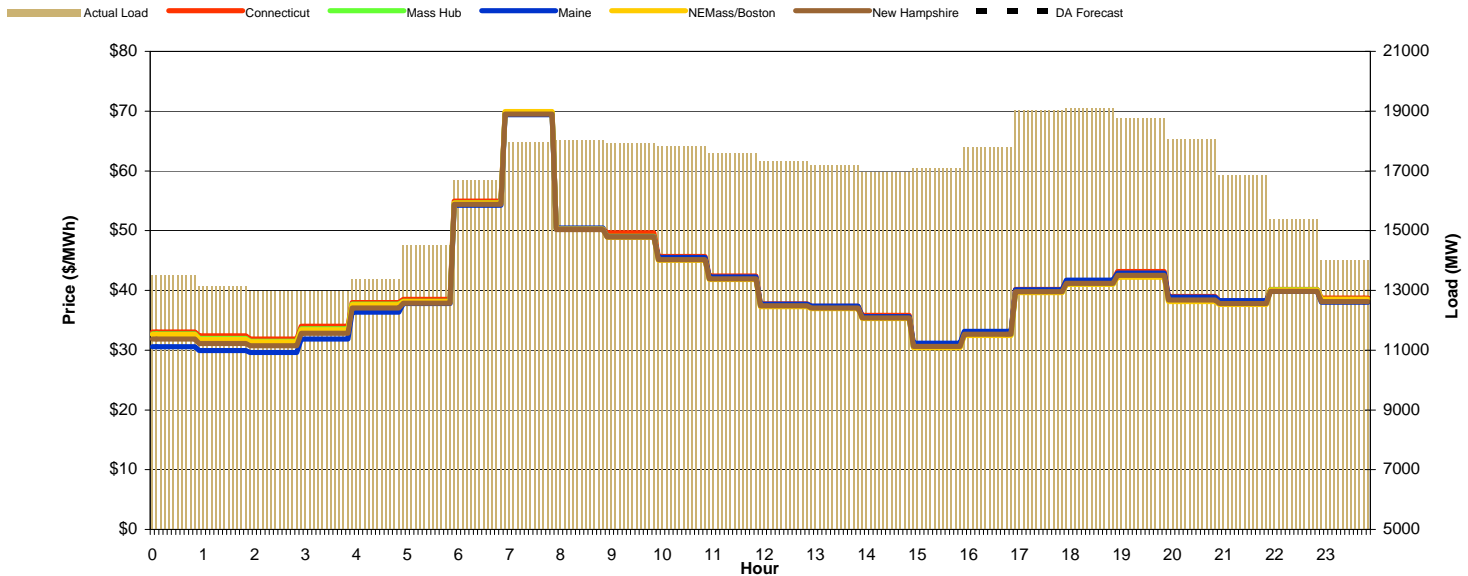
Day-Ahead Prices and Cleared Load

Hour Ending:	1	2	3	4	5	6	7	8	9	10	11	12	13	14	15	16	17	18	19	20	21	22	23	24	Avg. Hr \$			
Connecticut	39.33	37.04	36.12	35.69	39.12	46.83	54.73	65.00	55.37	54.72	51.84	45.27	42.33	39.15	36.83	37.26	45.64	73.55	63.37	53.12	48.76	45.85	43.58	41.99	47.19	50.10	All	On Pk
NEMass/Boston	38.54	36.35	35.37	34.92	38.50	45.89	54.20	64.44	54.78	54.04	51.05	44.71	41.85	38.77	36.54	37.02	45.57	73.19	62.73	52.48	48.46	45.56	43.53	41.69	46.67	49.67		
New Hampshire	37.81	35.63	34.70	34.23	38.01	45.50	53.71	63.76	54.30	53.90	51.15	44.76	41.90	38.74	36.53	37.01	45.66	72.79	62.45	52.45	48.35	45.38	43.01	40.86	46.36	49.51		
Maine	36.70	34.55	33.63	33.22	37.29	44.95	52.59	62.35	53.31	53.36	51.08	44.88	41.90	38.70	36.59	37.23	45.61	72.07	61.96	51.88	48.34	45.40	42.66	40.02	45.84	49.21		
Mass Hub	38.69	36.60	35.62	35.18	38.68	46.18	54.30	64.75	54.93	54.19	51.14	44.74	41.87	38.84	36.68	37.07	45.58	73.23	62.92	52.47	48.24	45.51	43.27	41.52	46.76	49.71		
Cleared Load (GW)	12.4	12.3	12.0	12.1	12.4	13.3	15.9	16.4	16.6	16.5	16.3	16.2	16.1	16.0	16.0	16.0	17.1	18.2	17.7	16.9	16.1	15.1	13.5	12.2				



Preliminary Real-Time Prices with Forecasted and Actual System Load

Hour Ending:	1	2	3	4	5	6	7	8	9	10	11	12	13	14	15	16	17	18	19	20	21	22	23	24	Avg. Hr \$				
Connecticut	33.03	32.41	31.88	34.02	37.97	38.48	54.96	69.75	50.30	49.65	45.65	42.43	37.73	37.31	35.81	31.00	32.91	40.15	41.62	43.18	38.96	38.24	40.14	38.69	40.68	42.18	All	On Pk	
NEMass/Boston	32.61	31.81	31.39	33.44	37.58	38.13	54.62	69.95	50.26	48.90	45.06	41.82	37.28	36.96	35.31	30.44	32.43	39.61	41.00	42.17	38.10	37.66	40.05	38.48	40.21	41.69			
New Hampshire	31.88	31.13	30.76	32.84	37.05	37.87	54.42	69.49	50.20	48.95	45.16	41.93	37.41	37.08	35.39	30.61	32.68	39.76	41.16	42.54	38.41	37.79	39.83	38.10	40.10	41.77			
Maine	30.57	29.91	29.63	31.86	36.38	37.83	54.23	69.38	50.42	48.94	45.50	42.27	37.69	37.38	35.63	31.14	33.17	40.13	41.69	42.88	38.85	38.29	39.85	38.04	40.07	42.08			
Mass Hub	32.72	31.97	31.51	33.60	37.69	38.20	54.63	69.73	50.21	49.07	45.21	41.99	37.42	37.07	35.43	30.56	32.51	39.68	41.07	42.42	38.35	37.87	40.09	38.50	40.31	41.79			
DA Forecast Load (GW)	0.00	0.00	0.00	0.00	0.00	0.00	0.00	0.00	0.00	0.00	0.00	0.00	0.00	0.00	0.00	0.00	0.00	0.00	0.00	0.00	0.00	0.00	0.00	0.00	0.00	0.00			
Forecast Error %	#DIV/0!	#DIV/0!	#DIV/0!	#DIV/0!	#DIV/0!	#DIV/0!	#DIV/0!	#DIV/0!	#DIV/0!	#DIV/0!	#DIV/0!	#DIV/0!	#DIV/0!	#DIV/0!	#DIV/0!	#DIV/0!	#DIV/0!	#DIV/0!	#DIV/0!	#DIV/0!	#DIV/0!	#DIV/0!	#DIV/0!	#DIV/0!	#DIV/0!	#DIV/0!	#DIV/0!		





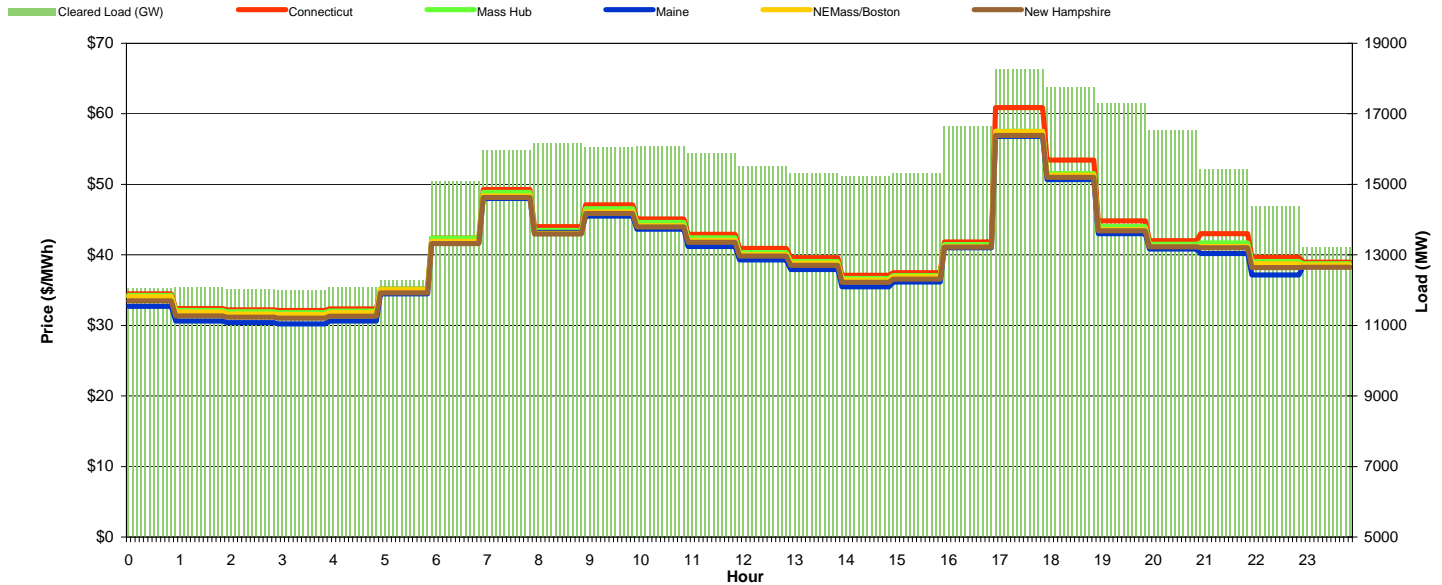
ISO-NE Daily Report

Friday January 20, 2012

Price	<=0	>=100	>=200
Forecast Error %	0-4.9%	5-9.9%	>=10%

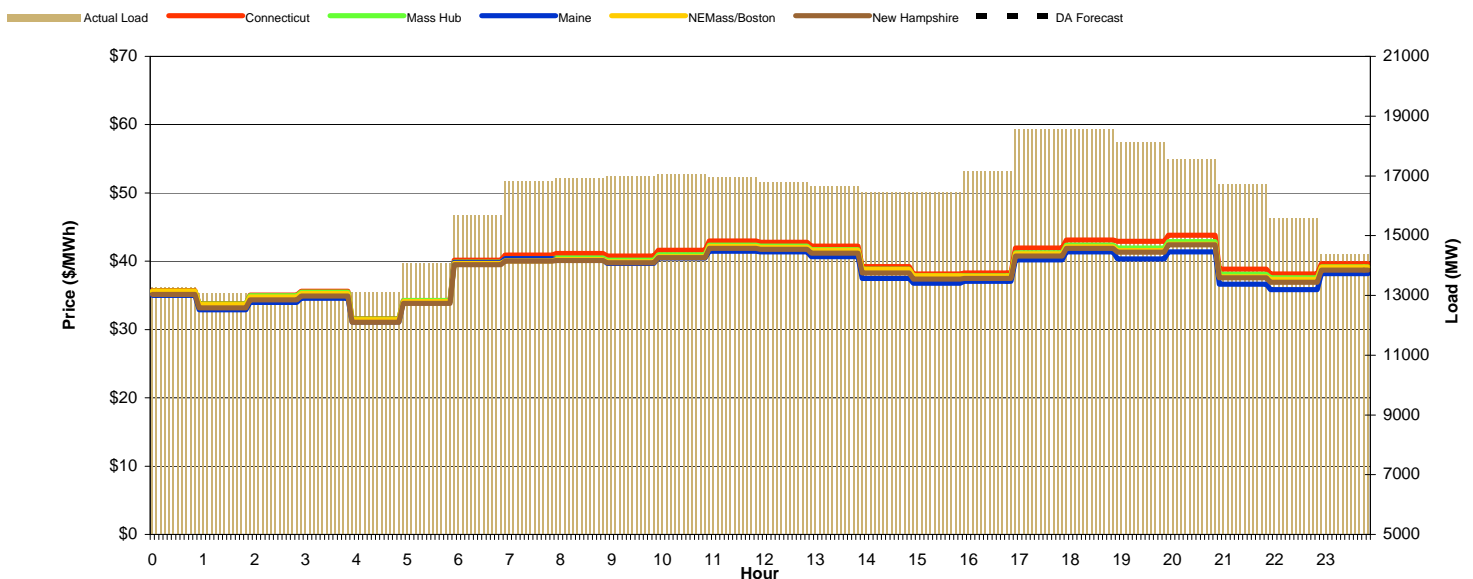
Day-Ahead Prices and Cleared Load

Hour Ending:	1	2	3	4	5	6	7	8	9	10	11	12	13	14	15	16	17	18	19	20	21	22	23	24	Avg. Hr \$				
Connecticut	34.48	32.40	32.21	32.13	32.33	35.17	42.36	49.28	44.01	47.10	45.09	42.93	40.92	39.62	37.12	37.48	41.85	60.86	53.46	44.81	42.02	43.00	39.66	38.96	38.96	41.22	44.33	All	On Pk
NEMass/Boston	34.08	31.90	31.63	31.53	31.82	35.08	41.91	48.35	43.07	46.08	44.15	42.07	40.04	38.82	36.43	36.89	41.21	57.47	51.31	43.61	41.18	41.20	38.74	38.56	40.30	43.16			
New Hampshire	33.46	31.37	31.17	31.03	31.29	34.63	41.60	48.14	42.95	45.86	43.96	41.78	39.83	38.52	36.09	36.58	41.09	56.94	50.97	43.43	41.13	40.99	38.18	38.26	39.97	42.90			
Maine	32.70	30.60	30.40	30.20	30.61	34.46	41.73	48.00	43.19	45.51	43.63	41.21	39.28	37.91	35.48	36.17	41.03	56.79	50.66	43.01	40.85	40.18	37.16	38.37	39.55	42.50			
Mass Hub	34.24	32.14	31.92	31.82	32.05	35.15	42.39	48.84	43.44	46.55	44.58	42.43	40.32	39.08	36.67	37.08	41.47	57.53	51.54	44.00	41.49	41.71	39.06	38.75	40.59	43.49			
Cleared Load (GW)	12.1	12.1	12.0	12.0	12.1	12.3	15.1	16.0	16.2	16.1	16.1	15.9	15.5	15.3	15.2	15.3	16.6	18.3	17.7	17.3	16.5	15.4	14.4	13.2					



Preliminary Real-Time Prices with Forecasted and Actual System Load

Hour Ending:	1	2	3	4	5	6	7	8	9	10	11	12	13	14	15	16	17	18	19	20	21	22	23	24	Avg. Hr \$				
Connecticut	35.72	33.80	35.07	35.59	31.57	34.24	40.14	40.90	41.13	40.75	41.60	42.95	42.77	42.23	39.21	38.12	38.26	41.94	43.11	42.92	43.81	38.85	38.14	39.66	39.27	41.04	All	On Pk	
NEMass/Boston	35.59	33.63	34.78	35.28	31.43	34.11	39.69	40.06	40.25	39.92	40.66	42.17	42.04	41.61	38.78	37.84	37.83	41.10	42.14	41.58	42.49	37.72	37.35	39.14	38.63	40.22			
New Hampshire	35.15	33.19	34.33	34.89	31.07	33.85	39.51	40.03	40.13	39.78	40.54	41.89	41.77	41.20	38.30	37.39	37.47	40.75	41.87	41.32	42.41	37.59	36.92	38.71	38.34	39.96			
Maine	35.02	32.91	33.95	34.58	31.10	34.06	39.81	40.39	40.25	39.69	40.46	41.48	41.37	40.69	37.50	36.79	37.05	40.21	41.39	40.34	41.39	36.62	35.86	38.17	37.96	39.47			
Mass Hub	35.61	33.73	34.95	35.47	31.54	34.26	39.89	40.31	40.50	40.17	40.94	42.35	42.20	41.70	38.83	37.84	37.86	41.23	42.34	41.93	42.85	38.07	37.56	39.18	38.80	40.42			
DA Forecast Load (GW)	0.00	0.00	0.00	0.00	0.00	0.00	0.00	0.00	0.00	0.00	0.00	0.00	0.00	0.00	0.00	0.00	0.00	0.00	0.00	0.00	0.00	0.00	0.00	0.00	0.00	0.00			
Forecast Error %	#DIV/0!	#DIV/0!	#DIV/0!	#DIV/0!	#DIV/0!	#DIV/0!	#DIV/0!	#DIV/0!	#DIV/0!	#DIV/0!	#DIV/0!	#DIV/0!	#DIV/0!	#DIV/0!	#DIV/0!	#DIV/0!	#DIV/0!	#DIV/0!	#DIV/0!	#DIV/0!	#DIV/0!	#DIV/0!	#DIV/0!	#DIV/0!	#DIV/0!	#DIV/0!	#DIV/0!		





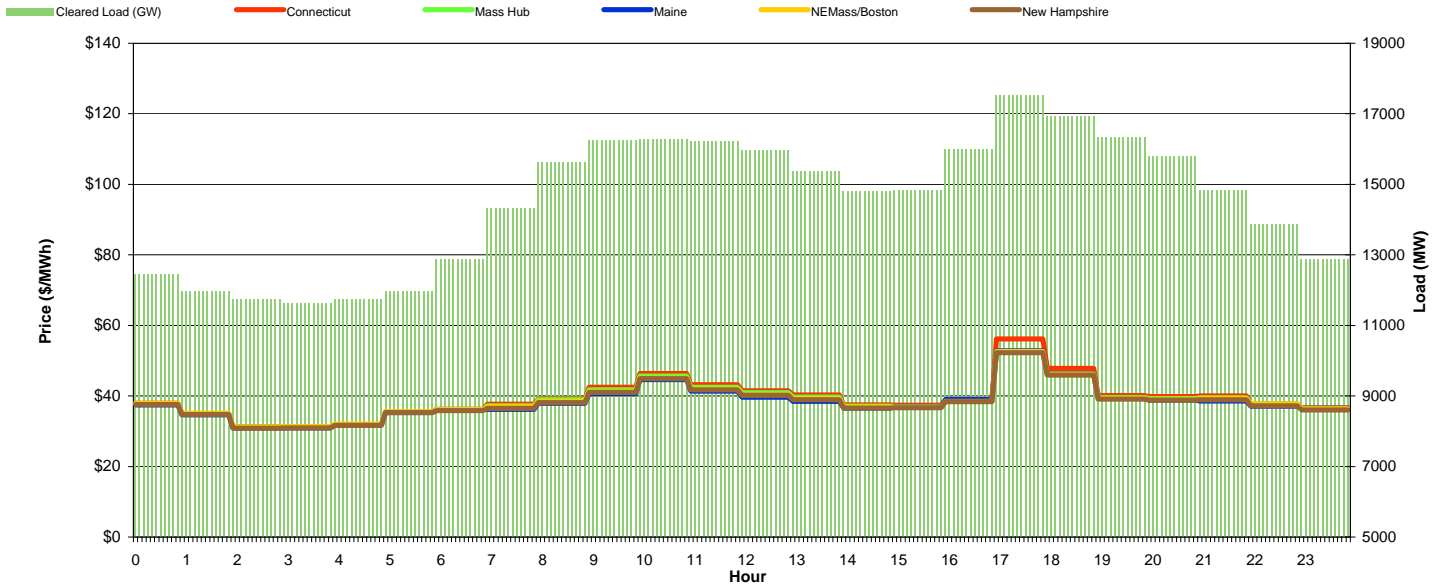
ISO-NE Daily Report

Saturday January 21, 2012

Price	<=0	>=100	>=200
Forecast Error %	0-4.9%	5-9.9%	>=10%

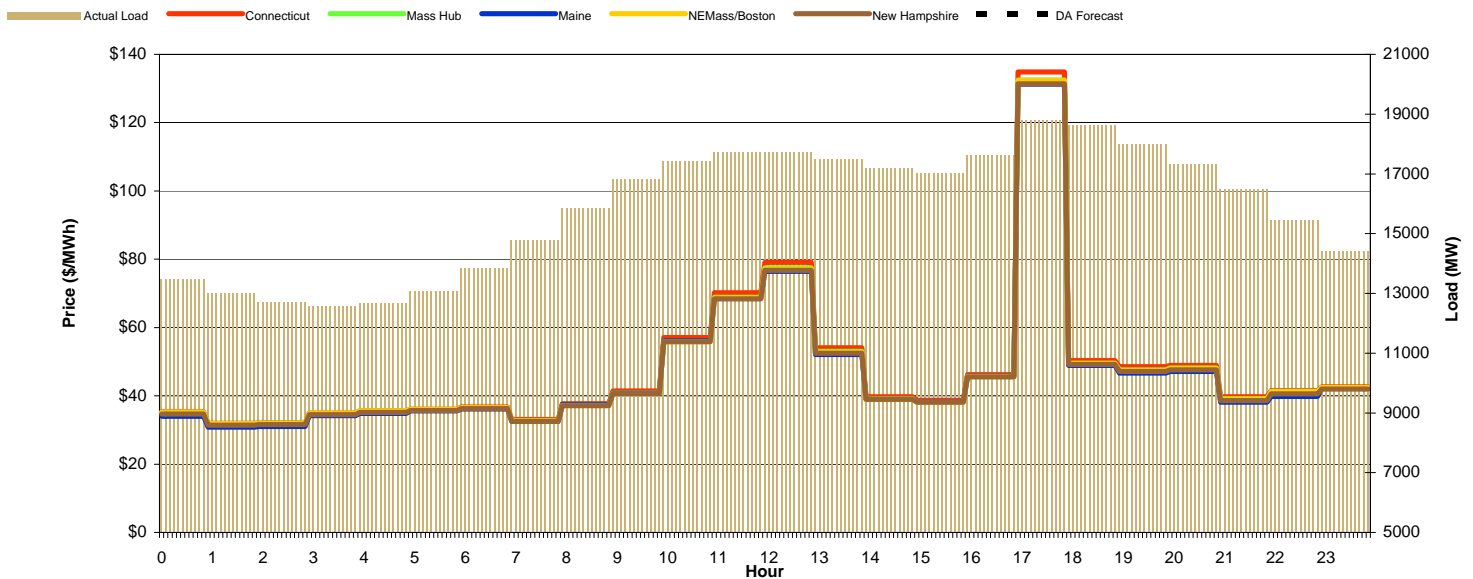
Day-Ahead Prices and Cleared Load

Hour Ending:	1	2	3	4	5	6	7	8	9	10	11	12	13	14	15	16	17	18	19	20	21	22	23	24	Avg. Hr \$			
Connecticut	37.94	34.95	31.29	31.30	31.81	35.47	36.11	37.64	39.10	42.43	46.34	43.15	41.51	40.26	37.46	37.35	38.74	56.20	47.80	40.13	39.81	40.00	37.77	36.69	39.22	41.61	All	On Pk
NEMass/Boston	37.92	35.08	31.23	31.33	32.01	35.59	36.16	36.89	38.47	41.19	45.00	41.90	40.32	39.23	36.81	36.87	38.50	52.62	46.06	39.25	39.03	39.27	37.71	36.40	38.54	40.57		
New Hampshire	37.58	34.75	30.87	30.94	31.70	35.25	35.85	36.46	38.14	41.00	44.91	41.74	40.17	38.93	36.59	36.70	38.40	52.30	45.89	39.10	38.85	38.90	37.21	36.06	38.26	40.33		
Maine	37.51	34.62	30.90	30.91	31.87	35.31	36.22	36.20	37.92	40.67	44.66	41.35	39.65	38.48	36.60	36.92	39.05	52.78	46.17	39.27	38.82	38.59	37.10	36.49	38.25	40.26		
Mass Hub	37.79	34.94	31.20	31.26	31.88	35.45	36.00	37.21	38.92	41.75	45.62	42.47	40.93	39.67	37.08	37.06	38.66	52.66	46.27	39.54	39.28	39.51	37.73	36.49	38.72	40.90		
Cleared Load (GW)	12.4	11.9	11.7	11.6	11.7	12.0	12.9	14.3	15.6	16.2	16.3	16.2	16.0	15.4	14.8	14.8	16.0	17.5	16.9	16.3	15.8	14.8	13.9	12.9				



Preliminary Real-Time Prices with Forecasted and Actual System Load

Hour Ending:	1	2	3	4	5	6	7	8	9	10	11	12	13	14	15	16	17	18	19	20	21	22	23	24	Avg. Hr \$				
Connecticut	35.31	31.96	32.03	34.93	35.61	36.08	36.77	33.12	37.71	41.44	57.04	70.20	79.08	54.09	39.71	38.70	46.23	134.81	50.28	48.51	48.93	39.69	41.53	42.64	47.77	53.82	All	On Pk	
NEMass/Boston	35.19	31.90	31.98	34.92	35.57	36.06	36.57	32.73	37.23	40.72	55.84	68.66	77.16	52.77	38.99	38.17	45.61	132.36	49.49	47.39	47.98	38.94	41.20	42.46	47.08	52.83			
New Hampshire	34.70	31.43	31.55	34.49	35.18	35.71	36.26	32.49	37.14	40.67	55.82	68.45	76.72	52.45	38.94	38.17	45.55	131.39	49.15	47.10	47.61	38.62	40.60	42.01	46.76	52.55			
Maine	34.00	30.83	31.01	34.17	34.90	35.59	36.19	32.48	37.48	40.90	56.17	68.53	76.42	52.10	39.00	38.37	45.76	131.33	48.92	46.67	47.09	38.10	39.87	42.15	46.58	52.45			
Mass Hub	35.12	31.86	31.94	34.85	35.50	35.96	36.48	32.78	37.33	40.88	56.09	68.91	77.45	53.02	39.14	38.27	45.69	132.52	49.60	47.60	48.19	39.16	41.28	42.46	47.17	52.99			
DA Forecast Load (GW)	0.00	0.00	0.00	0.00	0.00	0.00	0.00	0.00	0.00	0.00	0.00	0.00	0.00	0.00	0.00	0.00	0.00	0.00	0.00	0.00	0.00	0.00	0.00	0.00	0.00	0.00			
Forecast Error %	#DIV/0!	#DIV/0!	#DIV/0!	#DIV/0!	#DIV/0!	#DIV/0!	#DIV/0!	#DIV/0!	#DIV/0!	#DIV/0!	#DIV/0!	#DIV/0!	#DIV/0!	#DIV/0!	#DIV/0!	#DIV/0!	#DIV/0!	#DIV/0!	#DIV/0!	#DIV/0!	#DIV/0!	#DIV/0!	#DIV/0!	#DIV/0!	#DIV/0!	#DIV/0!	#DIV/0!		





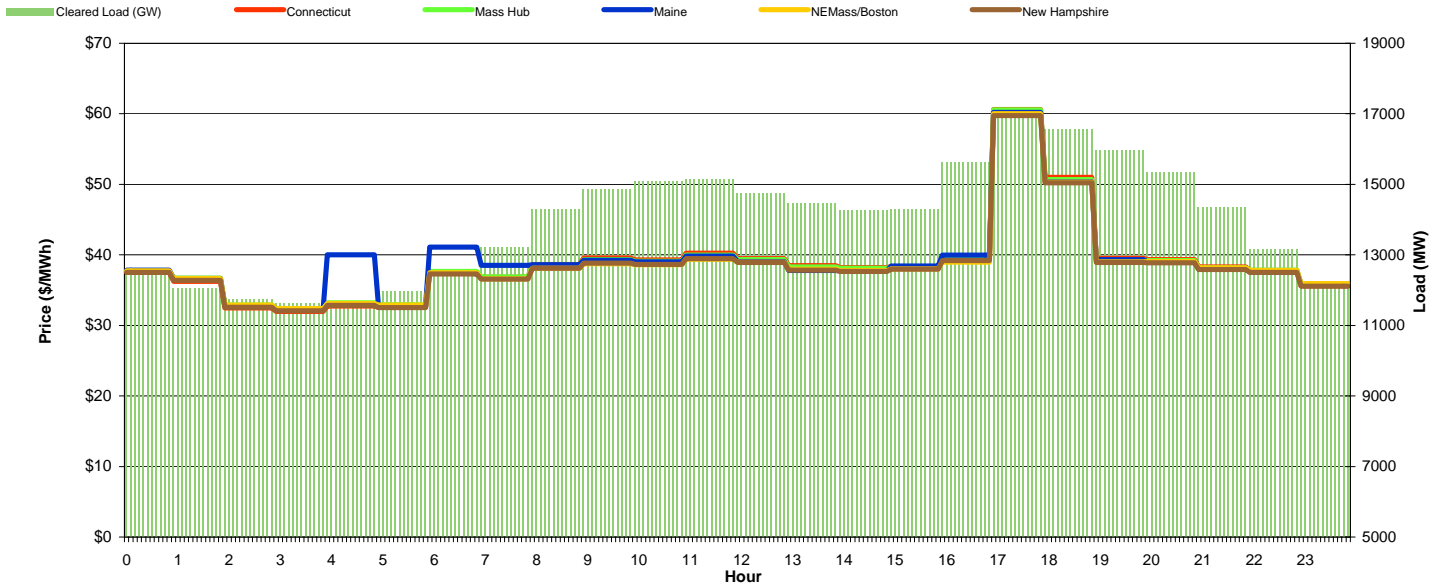
ISO-NE Daily Report

Sunday January 22, 2012

Price	<=0	>=100	>=200
Forecast Error %	0-4.9%	5-9.9%	>=10%

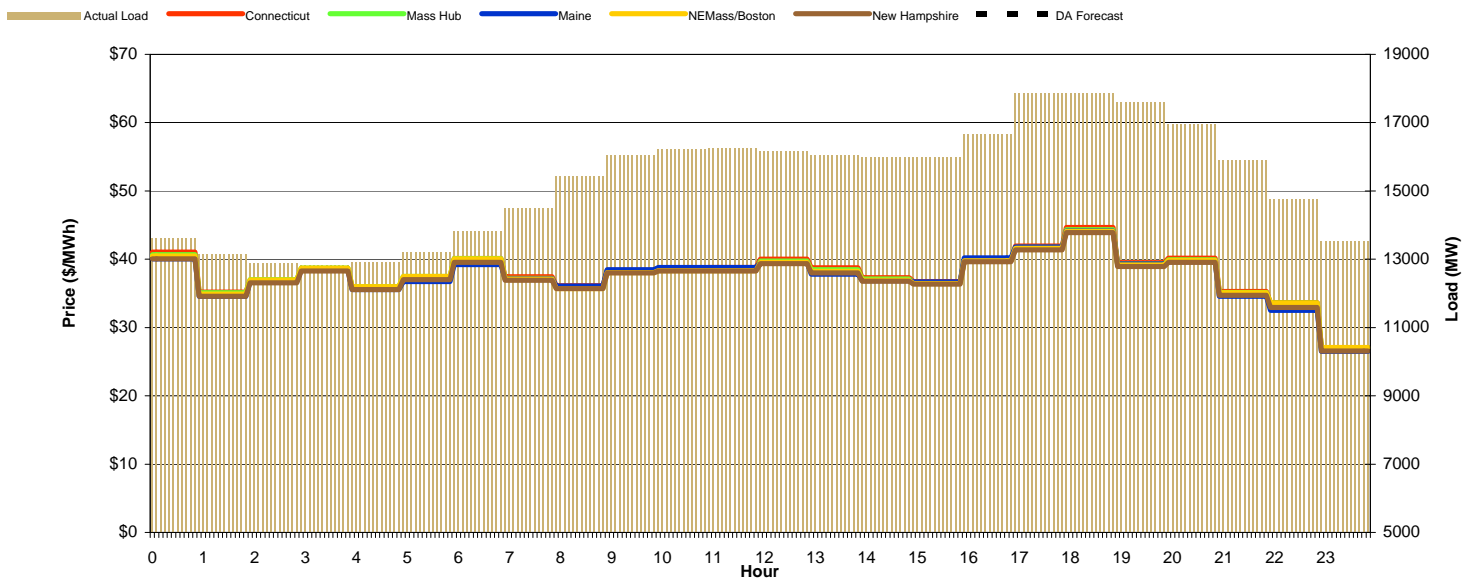
Day-Ahead Prices and Cleared Load

Hour Ending:	1	2	3	4	5	6	7	8	9	10	11	12	13	14	15	16	17	18	19	20	21	22	23	24	Avg. Hr \$			
Connecticut	37.52	36.24	32.47	31.98	32.74	32.58	37.50	36.84	38.59	39.54	39.30	40.26	39.49	38.46	38.20	38.32	39.38	60.63	51.00	39.52	39.33	38.29	37.81	35.63	38.82	40.94	All	On Pk
NEMass/Boston	37.73	36.64	32.89	32.37	33.13	32.90	37.49	36.63	38.10	38.74	38.60	39.39	38.97	37.96	37.77	38.00	38.99	60.00	50.33	39.02	39.07	38.15	37.78	35.95	38.61	40.47		
New Hampshire	37.51	36.38	32.58	32.07	32.84	32.52	37.27	36.55	38.13	38.83	38.67	39.48	38.91	37.85	37.66	37.98	39.21	59.73	50.20	38.93	38.87	37.94	37.53	35.56	38.47	40.40		
Maine	37.85	36.64	32.79	32.39	40.00	32.69	41.12	38.50	38.59	39.23	39.03	39.84	39.08	37.78	37.74	38.42	39.96	60.21	50.34	39.34	39.03	37.97	37.57	35.90	39.25	40.79		
Mass Hub	37.80	36.70	32.91	32.40	33.20	32.95	37.64	36.87	38.50	39.31	39.12	39.96	39.34	38.31	38.11	38.27	39.38	60.56	50.66	39.25	39.18	38.15	37.82	35.82	38.84	40.80		
Cleared Load (GW)	12.5	12.1	11.7	11.6	11.6	12.0	12.5	13.2	14.3	14.9	15.1	15.1	14.8	14.4	14.3	14.3	15.6	17.1	16.5	16.0	15.3	14.3	13.2	12.1				



Preliminary Real-Time Prices with Forecasted and Actual System Load

Hour Ending:	1	2	3	4	5	6	7	8	9	10	11	12	13	14	15	16	17	18	19	20	21	22	23	24	Avg. Hr \$				
Connecticut	41.04	35.17	36.87	38.59	35.85	37.32	40.10	37.42	36.11	38.38	38.72	38.81	40.03	38.77	37.29	36.73	39.80	41.94	44.63	39.49	40.14	35.26	33.65	27.03	37.88	38.57	All	On Pk	
NEMass/Boston	40.48	34.91	36.98	38.71	36.00	37.50	40.05	37.11	35.72	38.04	38.32	38.35	39.53	38.22	36.94	36.46	39.76	41.61	44.09	39.18	39.82	35.11	33.60	27.10	37.65	38.24			
New Hampshire	40.08	34.56	36.55	38.28	35.58	37.02	39.54	36.92	35.68	38.01	38.29	38.28	39.37	38.00	36.77	36.34	39.63	41.39	43.88	38.94	39.54	34.72	32.93	26.57	37.37	38.04			
Maine	40.08	34.58	36.75	38.41	35.56	36.74	39.20	37.15	36.08	38.48	38.80	38.79	39.49	37.83	36.86	36.70	40.18	41.80	44.13	39.30	39.62	34.56	32.51	26.53	37.51	38.27			
Mass Hub	40.69	35.09	37.01	38.70	35.99	37.49	40.10	37.22	35.88	38.24	38.54	38.59	39.75	38.46	37.10	36.58	39.82	41.75	44.32	39.31	39.92	35.13	33.59	27.03	37.76	38.39			
DA Forecast Load (GW)	0.00	0.00	0.00	0.00	0.00	0.00	0.00	0.00	0.00	0.00	0.00	0.00	0.00	0.00	0.00	0.00	0.00	0.00	0.00	0.00	0.00	0.00	0.00	0.00	0.00	0.00			
Forecast Error %	#DIV/0!	#DIV/0!	#DIV/0!	#DIV/0!	#DIV/0!	#DIV/0!	#DIV/0!	#DIV/0!	#DIV/0!	#DIV/0!	#DIV/0!	#DIV/0!	#DIV/0!	#DIV/0!	#DIV/0!	#DIV/0!	#DIV/0!	#DIV/0!	#DIV/0!	#DIV/0!	#DIV/0!	#DIV/0!	#DIV/0!	#DIV/0!	#DIV/0!	#DIV/0!	#DIV/0!		





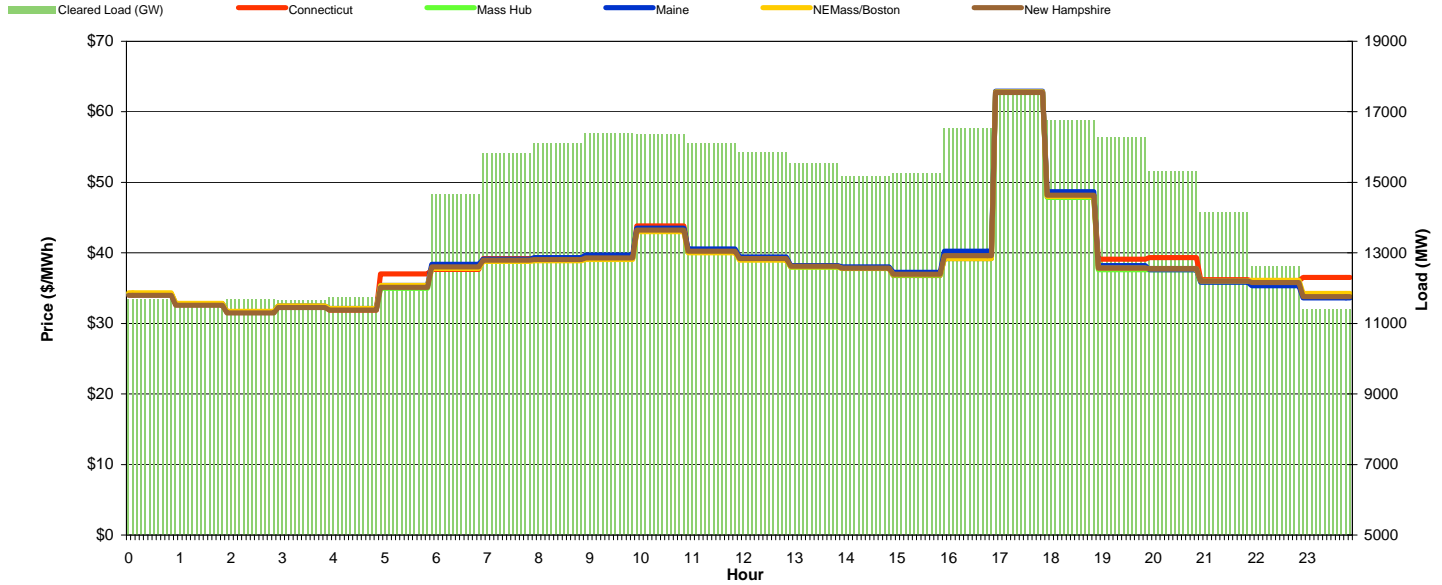
ISO-NE Daily Report

Monday January 23, 2012

Price	<=0	>=100	>=200
Forecast Error %	0-4.9%	5-9.9%	>=10%

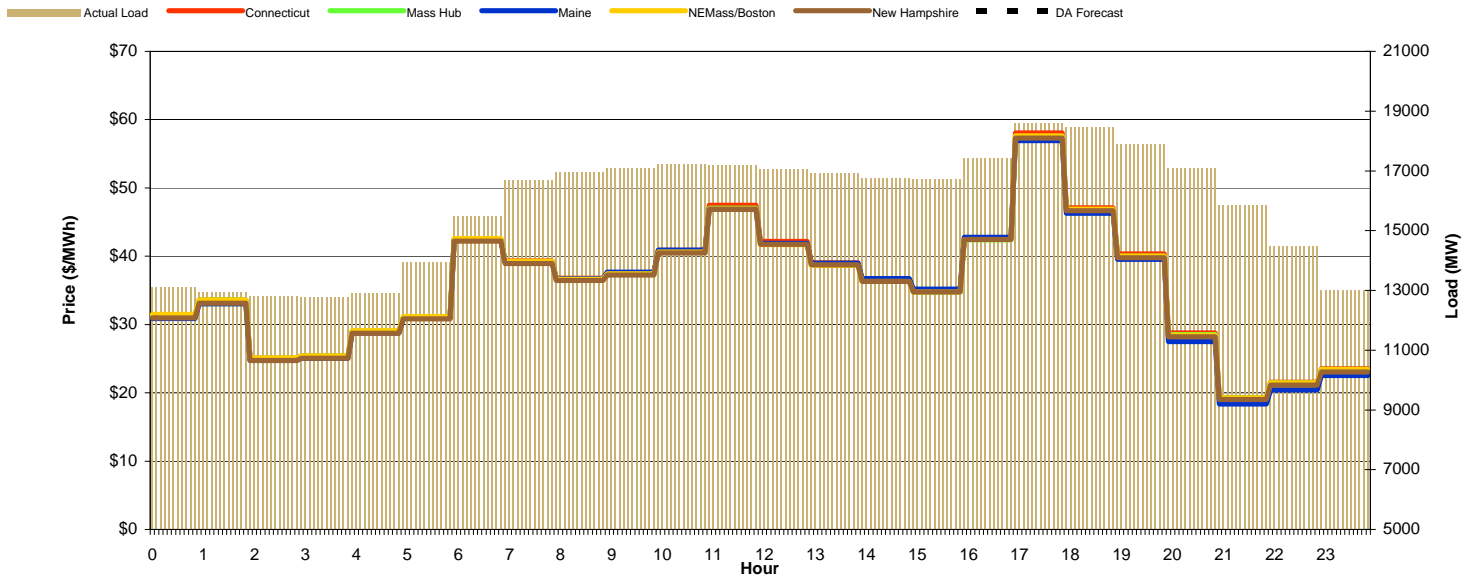
Day-Ahead Prices and Cleared Load

Hour Ending:	1	2	3	4	5	6	7	8	9	10	11	12	13	14	15	16	17	18	19	20	21	22	23	24	Avg. Hr \$			
Connecticut	34.22	32.74	31.64	32.45	31.88	37.02	37.64	39.18	39.24	39.34	43.83	40.39	39.25	38.08	37.84	36.79	39.21	62.82	48.24	39.09	39.32	36.22	36.00	36.53	38.71	40.93	All	On Pk
NEMass/Boston	34.36	32.84	31.72	32.49	32.10	35.39	37.81	38.81	38.89	39.08	43.00	40.01	38.99	38.00	37.81	36.91	39.20	62.83	48.00	37.82	37.76	36.00	36.13	34.26	38.34	40.58		
New Hampshire	33.99	32.58	31.50	32.24	31.88	35.13	38.00	38.95	39.06	39.29	43.24	40.26	39.21	38.11	37.84	36.96	39.59	62.73	48.19	37.84	37.79	36.03	35.78	33.79	38.33	40.68		
Maine	34.09	32.79	31.66	32.42	32.12	35.38	38.36	39.10	39.33	39.68	43.51	40.55	39.43	38.21	38.00	37.26	40.22	62.91	48.69	38.18	37.61	35.84	35.36	33.61	38.51	40.87		
Mass Hub	34.22	32.75	31.68	32.45	31.99	34.96	37.86	39.04	39.08	39.22	43.19	40.14	39.08	37.97	37.77	36.83	39.18	62.75	47.86	37.62	37.60	35.89	36.01	33.94	38.30	40.58		
Cleared Load (GW)	11.7	11.5	11.7	11.6	11.7	12.0	14.7	15.8	16.1	16.4	16.4	16.1	15.9	15.5	15.2	15.2	16.5	17.5	16.8	16.3	15.3	14.2	12.6	11.4				



Preliminary Real-Time Prices with Forecasted and Actual System Load

Hour Ending:	1	2	3	4	5	6	7	8	9	10	11	12	13	14	15	16	17	18	19	20	21	22	23	24	Avg. Hr \$				
Connecticut	31.41	33.58	25.07	25.38	28.97	31.03	42.30	39.33	36.80	37.37	40.84	47.48	42.15	39.01	36.43	34.85	42.55	58.06	47.08	40.34	28.79	19.32	21.53	23.51	35.55	38.25	All	On Pk	
NEMass/Boston	31.50	33.60	25.10	25.39	29.09	31.17	42.58	39.25	36.64	37.44	40.60	46.97	41.71	38.66	36.31	34.78	42.44	57.65	46.91	40.00	28.46	19.25	21.47	23.43	35.43	38.03			
New Hampshire	30.97	33.13	24.75	25.05	28.71	30.82	42.21	38.95	36.45	37.23	40.47	46.86	41.75	38.73	36.33	34.78	42.46	57.28	46.65	39.80	28.21	19.02	21.15	23.06	35.20	37.88			
Maine	30.88	33.04	24.75	25.09	28.77	30.94	42.49	39.10	36.75	37.68	40.91	46.96	41.89	38.97	36.74	35.18	42.77	56.91	46.30	39.55	27.52	18.37	20.41	22.55	35.19	37.88			
Mass Hub	31.45	33.58	25.09	25.39	29.03	31.13	42.48	39.24	36.67	37.34	40.61	47.05	41.78	38.72	36.32	34.77	42.42	57.53	46.82	40.02	28.52	19.24	21.45	23.41	35.42	38.03			
DA Forecast Load (GW)	0.00	0.00	0.00	0.00	0.00	0.00	0.00	0.00	0.00	0.00	0.00	0.00	0.00	0.00	0.00	0.00	0.00	0.00	0.00	0.00	0.00	0.00	0.00	0.00	0.00	0.00			
Forecast Error %	#DIV/0!	#DIV/0!	#DIV/0!	#DIV/0!	#DIV/0!	#DIV/0!	#DIV/0!	#DIV/0!	#DIV/0!	#DIV/0!	#DIV/0!	#DIV/0!	#DIV/0!	#DIV/0!	#DIV/0!	#DIV/0!	#DIV/0!	#DIV/0!	#DIV/0!	#DIV/0!	#DIV/0!	#DIV/0!	#DIV/0!	#DIV/0!	#DIV/0!	#DIV/0!	#DIV/0!		





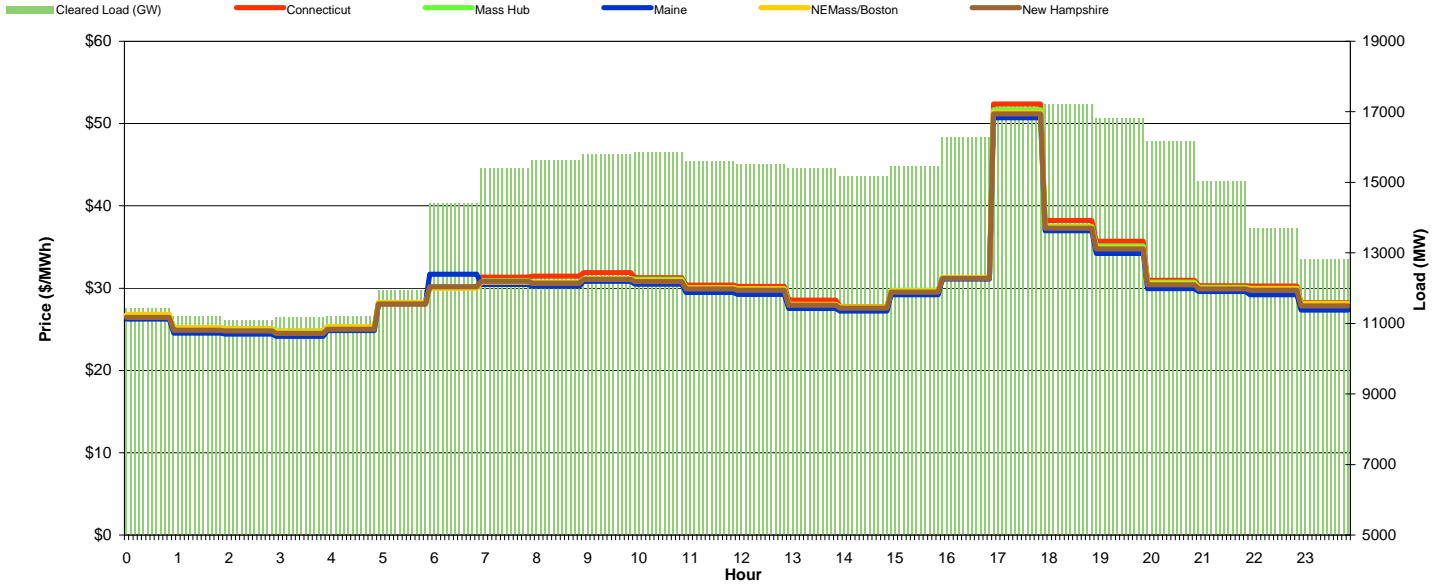
ISO-NE Daily Report

Tuesday January 24, 2012

Price	<=0	>=100	>=200
Forecast Error %	0-4.9%	5-9.9%	>=10%

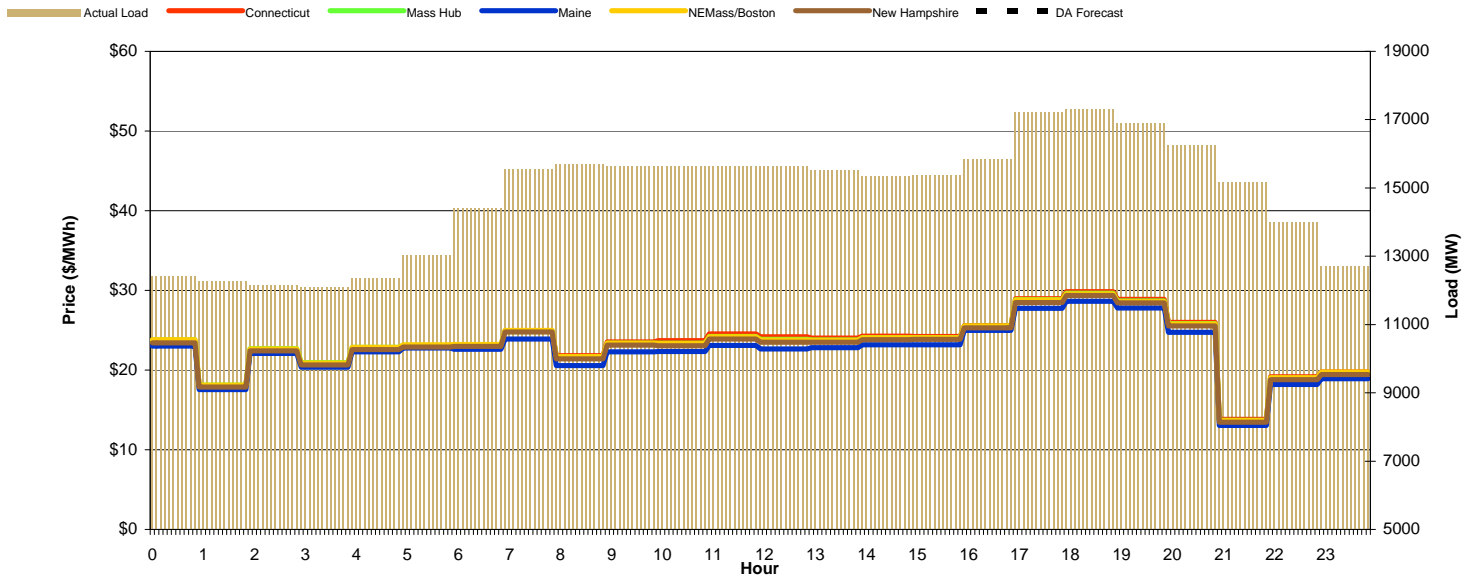
Day-Ahead Prices and Cleared Load

Hour Ending:	1	2	3	4	5	6	7	8	9	10	11	12	13	14	15	16	17	18	19	20	21	22	23	24	Avg. Hr \$			
	All	On Pk																										
Connecticut	26.64	25.19	25.02	24.74	25.26	28.06	30.09	31.36	31.44	31.88	31.27	30.37	30.23	28.53	27.78	29.72	31.28	52.38	38.21	35.69	30.95	30.28	30.25	28.22	30.62	32.60		
NEMass/Boston	26.84	25.20	25.04	24.76	25.30	28.28	29.99	30.71	30.64	31.09	30.90	30.04	29.90	28.04	27.71	29.68	31.32	51.37	37.40	34.89	30.56	29.98	29.96	28.11	30.32	32.14		
New Hampshire	26.46	24.87	24.79	24.49	25.02	28.08	30.18	30.83	30.59	31.08	30.81	29.91	29.76	27.91	27.56	29.51	31.19	51.19	37.30	34.76	30.42	29.89	29.73	27.83	30.17	32.03		
Maine	26.23	24.54	24.42	24.14	24.86	28.18	31.71	30.45	30.26	30.83	30.49	29.49	29.24	27.53	27.21	29.19	31.12	50.71	36.97	34.21	29.95	29.61	29.22	27.35	29.91	31.66		
Mass Hub	26.78	25.21	25.07	24.80	25.30	28.24	30.12	30.90	30.71	31.16	31.07	30.05	29.94	28.00	27.68	29.74	31.25	51.66	37.51	35.11	30.70	30.09	30.00	28.16	30.39	32.22		
Cleared Load (GW)	11.4	11.2	11.1	11.2	11.2	11.9	14.4	15.4	15.6	15.8	15.9	15.6	15.5	15.4	15.2	15.5	16.3	17.3	17.2	16.8	16.2	15.0	13.7	12.8				



Preliminary Real-Time Prices with Forecasted and Actual System Load

Hour Ending:	1	2	3	4	5	6	7	8	9	10	11	12	13	14	15	16	17	18	19	20	21	22	23	24	Avg. Hr \$				
	All	On Pk																											
Connecticut	23.67	18.02	22.52	20.78	22.68	22.89	22.77	24.94	21.79	23.53	23.71	24.53	24.16	24.03	24.24	24.20	25.59	28.96	29.83	28.89	25.99	13.82	19.14	19.74	23.35	24.21			
NEMass/Boston	23.81	18.12	22.67	20.90	22.85	23.16	23.20	25.00	21.68	23.39	23.34	24.19	23.79	23.73	24.06	24.04	25.53	28.79	29.56	28.58	25.78	13.66	19.03	19.74	23.28	24.01			
New Hampshire	23.43	17.87	22.40	20.66	22.58	22.91	22.97	24.76	21.42	23.12	23.05	23.89	23.51	23.49	23.82	23.85	25.31	28.48	29.36	28.45	25.55	13.47	18.79	19.45	23.02	23.77			
Maine	23.02	17.57	22.08	20.36	22.28	22.77	22.61	23.88	20.57	22.28	22.32	23.09	22.66	22.80	23.18	23.18	24.96	27.74	28.65	27.78	24.72	13.05	18.21	18.90	22.44	23.07			
Mass Hub	23.78	18.13	22.68	20.91	22.85	23.11	23.04	24.93	21.65	23.36	23.38	24.22	23.85	23.77	24.07	24.05	25.51	28.83	29.63	28.68	25.81	13.68	19.01	19.68	23.28	24.03			
DA Forecast Load (GW)	0.00	0.00	0.00	0.00	0.00	0.00	0.00	0.00	0.00	0.00	0.00	0.00	0.00	0.00	0.00	0.00	0.00	0.00	0.00	0.00	0.00	0.00	0.00	0.00	0.00	0.00			
Forecast Error %	#DIV/0!	#DIV/0!	#DIV/0!	#DIV/0!	#DIV/0!	#DIV/0!	#DIV/0!	#DIV/0!	#DIV/0!	#DIV/0!	#DIV/0!	#DIV/0!	#DIV/0!	#DIV/0!	#DIV/0!	#DIV/0!	#DIV/0!	#DIV/0!	#DIV/0!	#DIV/0!	#DIV/0!	#DIV/0!	#DIV/0!	#DIV/0!	#DIV/0!	#DIV/0!	#DIV/0!		





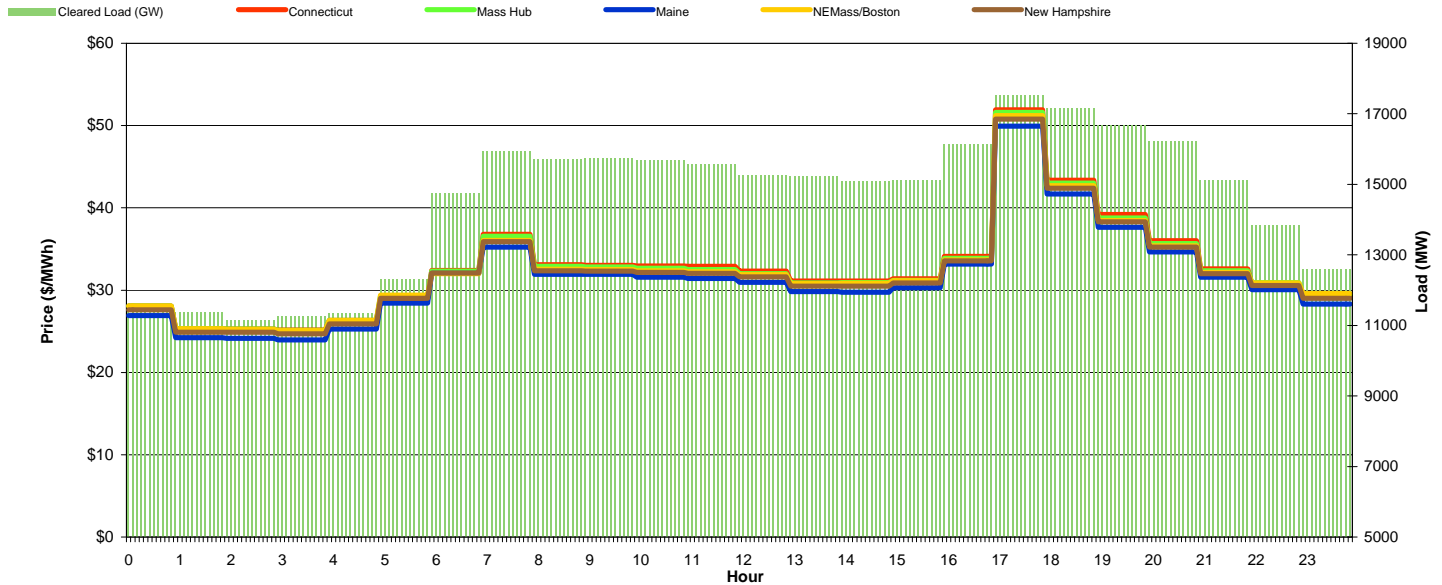
ISO-NE Daily Report

Wednesday January 25, 2012

Price	<=0	>=100	>=200
Forecast Error %	0-4.9%	5-9.9%	>=10%

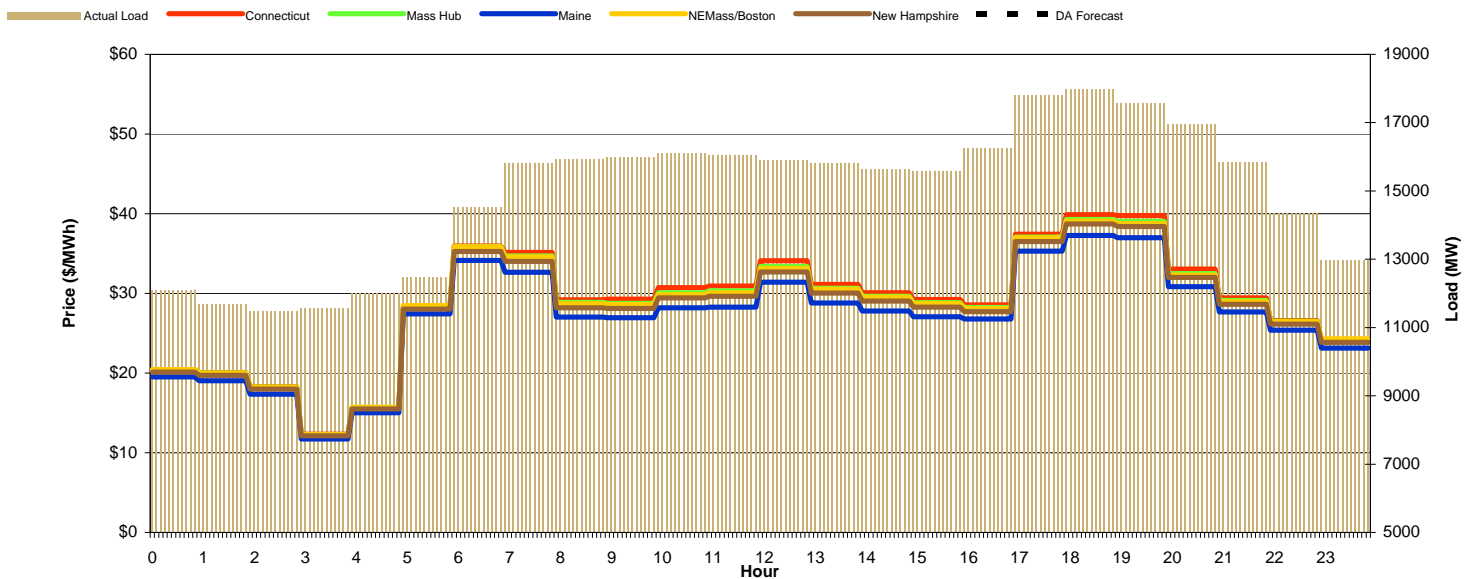
Day-Ahead Prices and Cleared Load

Hour Ending:	1	2	3	4	5	6	7	8	9	10	11	12	13	14	15	16	17	18	19	20	21	22	23	24	Avg. Hr \$				
Connecticut	28.09	25.31	25.28	25.16	26.33	28.95	32.41	36.79	33.09	33.00	32.94	32.91	32.32	31.11	31.12	31.37	34.11	51.90	43.35	39.21	36.00	32.58	30.72	29.22	29.22	32.64	35.16	All	On Pk
NEMass/Boston	28.07	25.30	25.25	25.09	26.31	29.41	32.02	36.06	32.55	32.52	32.35	32.23	31.89	30.79	30.82	31.13	33.68	51.21	42.68	38.47	35.39	32.15	30.87	29.58	32.33	34.67			
New Hampshire	27.59	24.89	24.88	24.68	25.89	28.99	32.07	35.91	32.36	32.33	32.15	32.06	31.63	30.50	30.48	30.88	33.56	50.80	42.39	38.30	35.22	32.00	30.58	29.02	32.05	34.45			
Maine	26.89	24.21	24.16	23.97	25.27	28.41	32.03	35.22	31.94	31.91	31.58	31.40	30.95	29.83	29.74	30.28	33.15	49.94	41.69	37.65	34.65	31.58	30.06	28.30	31.45	33.85			
Mass Hub	28.07	25.32	25.29	25.13	26.33	29.30	32.31	36.54	32.89	32.80	32.65	32.50	31.99	30.87	30.91	31.18	33.87	51.61	43.00	38.77	35.65	32.36	30.90	29.50	32.49	34.91			
Cleared Load (GW)	11.6	11.4	11.1	11.2	11.3	12.3	14.8	15.9	15.7	15.7	15.7	15.6	15.3	15.2	15.1	15.1	16.1	17.5	17.2	16.7	16.2	15.1	13.8	12.6					



Preliminary Real-Time Prices with Forecasted and Actual System Load

Hour Ending:	1	2	3	4	5	6	7	8	9	10	11	12	13	14	15	16	17	18	19	20	21	22	23	24	Avg. Hr \$				
Connecticut	20.46	20.06	18.28	12.31	15.67	28.40	35.93	35.14	29.20	29.29	30.73	30.93	34.10	31.12	30.09	29.23	28.57	37.43	39.88	39.77	33.07	29.42	26.57	24.14	28.74	32.16	All	On Pk	
NEMass/Boston	20.46	20.00	18.24	12.29	15.71	28.48	35.87	34.56	28.73	28.59	29.84	30.07	33.13	30.51	29.50	28.72	28.10	36.98	39.09	38.77	32.28	28.95	26.48	24.28	28.32	31.52			
New Hampshire	20.14	19.70	17.99	12.12	15.49	28.04	35.26	34.03	28.20	28.12	29.43	29.63	32.71	30.05	29.04	28.26	27.72	36.52	38.70	38.41	32.00	28.62	26.16	23.86	27.93	31.10			
Maine	19.50	19.04	17.35	11.74	15.01	27.41	34.12	32.65	27.04	26.96	28.18	28.26	31.39	28.79	27.78	27.08	26.79	35.31	37.26	36.99	30.83	27.66	25.40	23.13	26.90	29.90			
Mass Hub	20.43	20.00	18.24	12.29	15.70	28.41	35.85	34.69	28.86	28.77	30.10	30.32	33.37	30.66	29.65	28.84	28.22	37.06	39.26	39.05	32.51	29.10	26.49	24.18	28.42	31.68			
DA Forecast Load (GW)	0.00	0.00	0.00	0.00	0.00	0.00	0.00	0.00	0.00	0.00	0.00	0.00	0.00	0.00	0.00	0.00	0.00	0.00	0.00	0.00	0.00	0.00	0.00	0.00	0.00	0.00			
Forecast Error %	#DIV/0!	#DIV/0!	#DIV/0!	#DIV/0!	#DIV/0!	#DIV/0!	#DIV/0!	#DIV/0!	#DIV/0!	#DIV/0!	#DIV/0!	#DIV/0!	#DIV/0!	#DIV/0!	#DIV/0!	#DIV/0!	#DIV/0!	#DIV/0!	#DIV/0!	#DIV/0!	#DIV/0!	#DIV/0!	#DIV/0!	#DIV/0!	#DIV/0!	#DIV/0!	#DIV/0!		





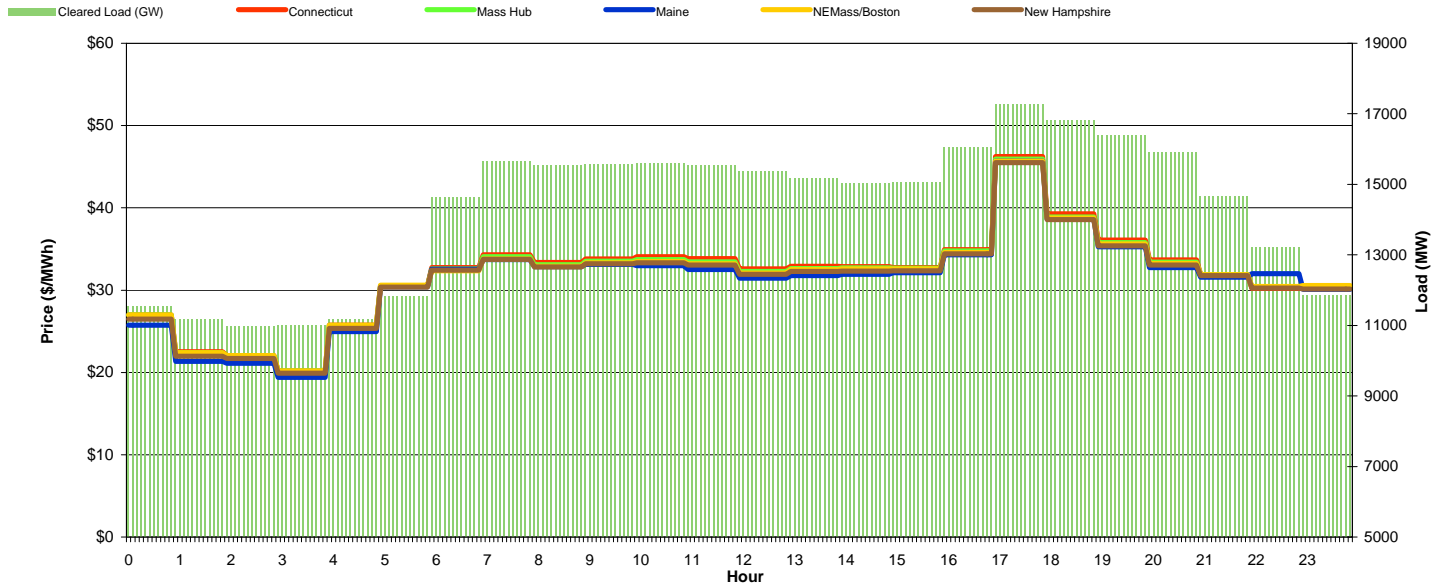
ISO-NE Daily Report

Thursday January 26, 2012

Price	<=0	>=100	>=200
Forecast Error %	0-4.9%	5-9.9%	>=10%

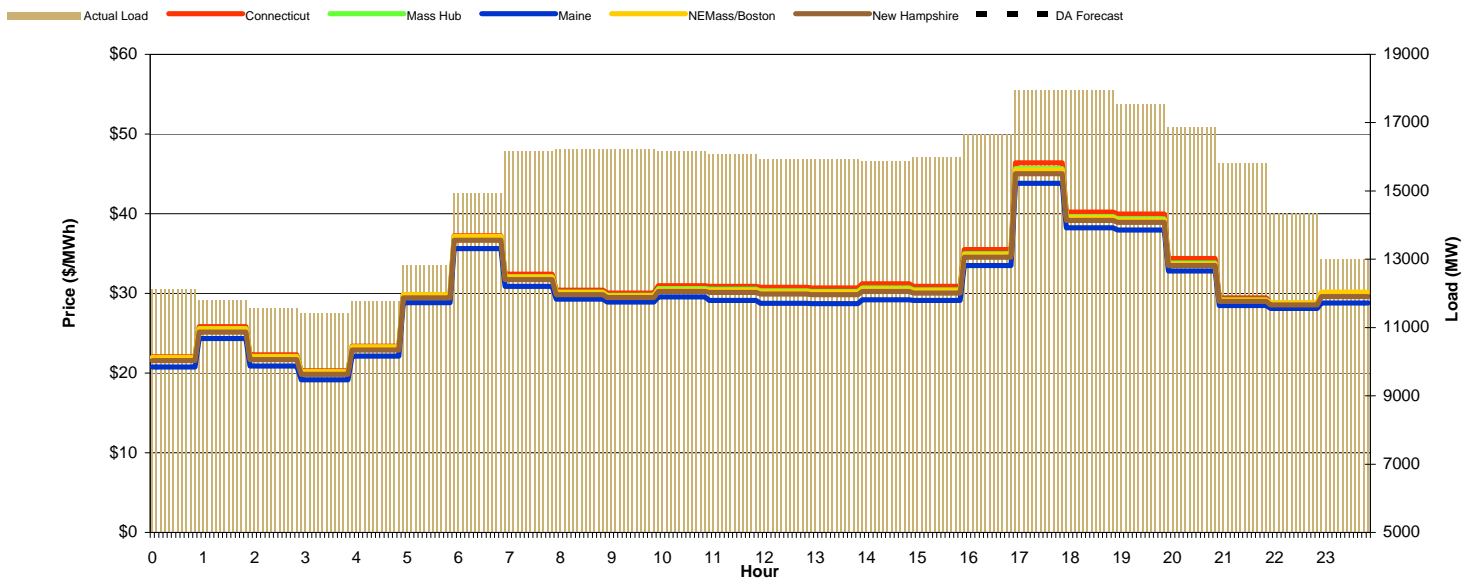
Day-Ahead Prices and Cleared Load

Hour Ending:	1	2	3	4	5	6	7	8	9	10	11	12	13	14	15	16	17	18	19	20	21	22	23	24	Avg. Hr \$			
Connecticut	27.00	22.52	22.05	20.18	25.76	30.54	32.73	34.30	33.38	33.80	34.07	33.82	32.58	32.88	32.87	32.76	34.93	46.24	39.28	36.10	33.67	31.90	30.21	30.30	31.83	34.55	All	On Pk
NEMass/Boston	26.99	22.39	22.03	20.19	25.73	30.61	32.37	33.80	32.88	33.31	33.49	33.20	32.08	32.52	32.60	32.59	34.57	45.69	38.75	35.61	33.25	31.88	30.45	30.58	31.57	34.17		
New Hampshire	26.49	21.98	21.70	19.89	25.36	30.38	32.43	33.75	32.81	33.20	33.33	33.04	31.92	32.27	32.32	32.34	34.40	45.49	38.59	35.40	33.04	31.77	30.24	30.14	31.35	33.99		
Maine	25.74	21.34	21.10	19.42	24.98	30.39	32.53	33.73	32.86	33.12	32.96	32.52	31.44	31.77	31.91	32.10	34.29	45.69	38.64	35.28	32.75	31.59	32.00	30.11	31.18	33.92		
Mass Hub	26.97	22.41	22.02	20.17	25.72	30.52	32.57	34.08	33.09	33.50	33.70	33.44	32.29	32.64	32.70	32.66	34.75	45.91	38.88	35.78	33.42	31.88	30.40	30.44	31.66	34.32		
Cleared Load (GW)	11.5	11.2	11.0	11.0	11.2	11.8	14.6	15.6	15.5	15.6	15.6	15.5	15.4	15.2	15.0	15.1	16.0	17.3	16.8	16.4	15.9	14.7	13.2	11.8				



Preliminary Real-Time Prices with Forecasted and Actual System Load

Hour Ending:	1	2	3	4	5	6	7	8	9	10	11	12	13	14	15	16	17	18	19	20	21	22	23	24	Avg. Hr \$				
Connecticut	22.06	25.81	22.27	20.28	23.37	29.85	37.24	32.40	30.42	30.05	30.97	30.88	30.75	30.69	31.19	30.90	35.50	46.39	40.21	39.97	34.36	29.42	28.75	29.86	30.98	33.30	All	On Pk	
NEMass/Boston	21.96	25.55	22.03	20.16	23.29	29.83	37.14	32.05	30.08	29.67	30.44	30.38	30.19	30.12	30.53	30.31	34.80	45.52	39.51	39.18	33.64	29.13	28.82	30.16	30.60	32.77			
New Hampshire	21.57	25.15	21.70	19.85	22.90	29.43	36.67	31.73	29.84	29.47	30.24	30.11	29.90	29.83	30.25	30.06	34.52	45.04	39.16	38.91	33.49	28.98	28.54	29.60	30.29	32.50			
Maine	20.78	24.32	20.90	19.16	22.13	28.84	35.63	30.88	29.26	28.92	29.57	29.13	28.76	28.73	29.21	29.12	33.51	43.82	38.22	37.96	32.81	28.47	28.11	28.80	29.46	31.66			
Mass Hub	21.94	25.58	22.07	20.15	23.26	29.78	37.06	32.09	30.16	29.77	30.59	30.52	30.33	30.25	30.68	30.44	34.96	45.65	39.64	39.36	33.83	29.18	28.79	30.05	30.67	32.89			
DA Forecast Load (GW)	0.00	0.00	0.00	0.00	0.00	0.00	0.00	0.00	0.00	0.00	0.00	0.00	0.00	0.00	0.00	0.00	0.00	0.00	0.00	0.00	0.00	0.00	0.00	0.00	0.00	0.00			
Forecast Error %	#DIV/0!	#DIV/0!	#DIV/0!	#DIV/0!	#DIV/0!	#DIV/0!	#DIV/0!	#DIV/0!	#DIV/0!	#DIV/0!	#DIV/0!	#DIV/0!	#DIV/0!	#DIV/0!	#DIV/0!	#DIV/0!	#DIV/0!	#DIV/0!	#DIV/0!	#DIV/0!	#DIV/0!	#DIV/0!	#DIV/0!	#DIV/0!	#DIV/0!	#DIV/0!	#DIV/0!		





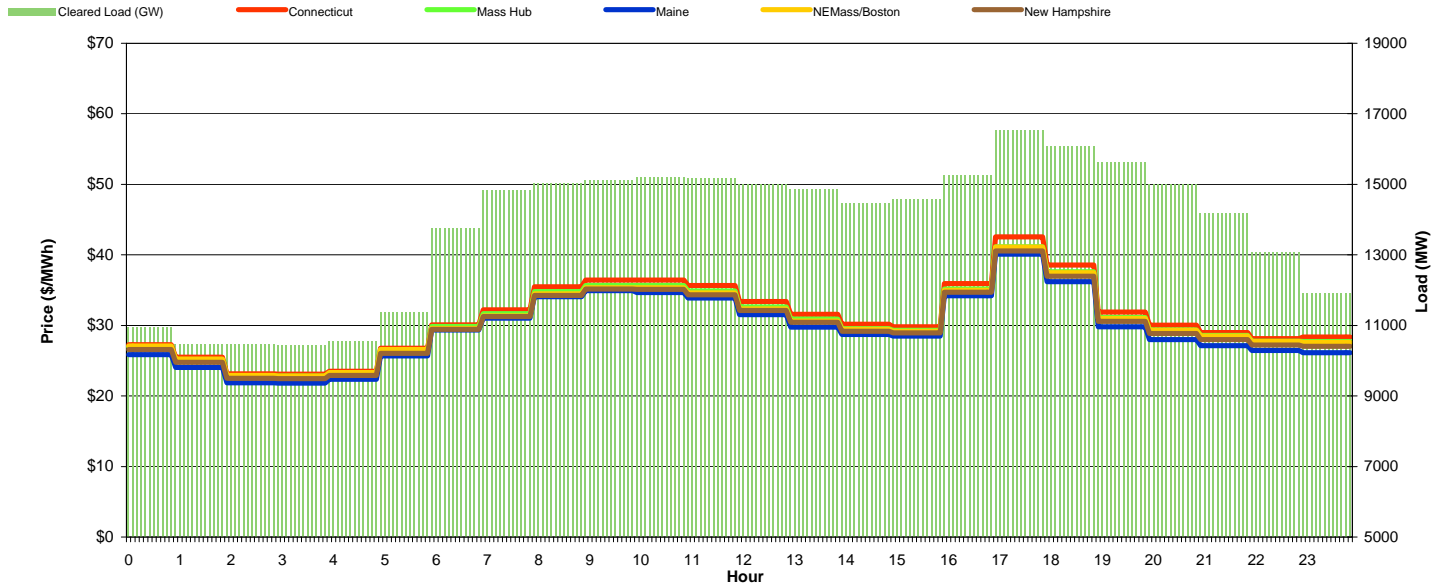
ISO-NE Daily Report

Friday January 27, 2012

Price	<=0	>=100	>=200
Forecast Error %	0-4.9%	5-9.9%	>=10%

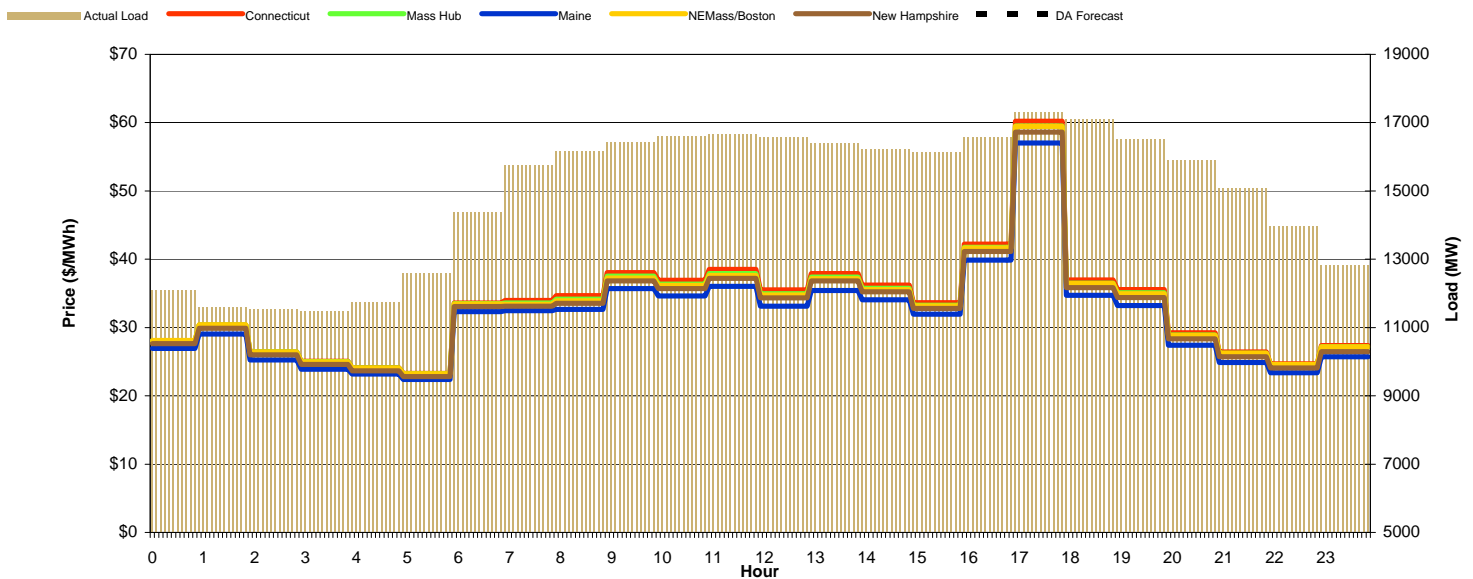
Day-Ahead Prices and Cleared Load

Hour Ending:	1	2	3	4	5	6	7	8	9	10	11	12	13	14	15	16	17	18	19	20	21	22	23	24	Avg. Hr \$			
Connecticut	27.27	25.49	23.12	23.10	23.51	26.78	30.10	32.22	35.49	36.41	36.43	35.66	33.41	31.57	30.16	29.81	35.92	42.56	38.55	31.89	30.02	28.99	28.13	28.37	31.04	33.58	All	On Pk
NEMass/Boston	27.07	25.22	22.89	22.84	23.32	26.58	29.57	31.37	34.49	35.36	35.34	34.60	32.36	30.62	29.42	29.19	34.99	41.12	37.47	30.99	29.29	28.47	27.70	27.58	30.33	32.67		
New Hampshire	26.59	24.77	22.51	22.46	22.92	26.03	29.45	31.24	34.26	35.15	35.10	34.34	32.14	30.42	29.17	28.95	34.70	40.57	36.99	30.56	28.85	27.98	27.20	27.03	29.97	32.35		
Maine	25.88	24.04	21.87	21.81	22.37	25.69	29.33	31.05	34.08	34.91	34.65	33.87	31.54	29.78	28.71	28.48	34.20	40.10	36.19	29.79	27.99	27.13	26.47	26.13	29.42	31.81		
Mass Hub	26.96	25.16	22.84	22.82	23.26	26.52	29.85	31.65	34.81	35.65	35.64	34.89	32.63	30.89	29.55	29.30	35.16	41.16	37.59	31.10	29.36	28.59	27.77	27.74	30.45	32.86		
Cleared Load (GW)	10.9	10.5	10.5	10.4	10.5	11.4	13.7	14.8	15.0	15.1	15.2	15.2	15.0	14.8	14.5	14.6	15.3	16.5	16.1	15.6	15.0	14.2	13.1	11.9				



Preliminary Real-Time Prices with Forecasted and Actual System Load

Hour Ending:	1	2	3	4	5	6	7	8	9	10	11	12	13	14	15	16	17	18	19	20	21	22	23	24	Avg. Hr \$				
Connecticut	27.96	30.36	26.41	25.08	24.15	23.27	33.61	33.98	34.66	38.04	36.91	38.50	35.50	37.90	36.22	33.63	42.23	60.19	36.98	35.58	29.24	26.44	24.70	27.36	33.29	36.29	All	On Pk	
NEMass/Boston	28.13	30.39	26.42	24.99	24.08	23.23	33.47	33.43	33.92	37.27	36.15	37.64	34.76	37.17	35.58	33.16	41.63	59.45	36.46	34.96	28.88	26.23	24.60	27.17	32.88	35.71			
New Hampshire	27.64	29.89	26.00	24.59	23.67	22.84	33.08	33.13	33.56	36.83	35.70	37.21	34.36	36.81	35.24	32.81	41.12	58.61	35.85	34.41	28.37	25.70	24.06	26.46	32.41	35.24			
Maine	26.95	29.05	25.25	23.89	23.18	22.39	32.34	32.49	32.65	35.71	34.62	36.01	33.14	35.43	34.04	31.94	39.87	57.02	34.74	33.24	27.43	24.90	23.37	25.72	31.47	34.16			
Mass Hub	28.05	30.35	26.41	25.02	24.08	23.22	33.49	33.60	34.17	37.52	36.37	37.90	34.97	37.37	35.75	33.27	41.76	59.50	36.52	35.10	28.93	26.24	24.56	27.16	32.97	35.85			
DA Forecast Load (GW)	0.00	0.00	0.00	0.00	0.00	0.00	0.00	0.00	0.00	0.00	0.00	0.00	0.00	0.00	0.00	0.00	0.00	0.00	0.00	0.00	0.00	0.00	0.00	0.00	0.00	0.00			
Forecast Error %	#DIV/0!	#DIV/0!	#DIV/0!	#DIV/0!	#DIV/0!	#DIV/0!	#DIV/0!	#DIV/0!	#DIV/0!	#DIV/0!	#DIV/0!	#DIV/0!	#DIV/0!	#DIV/0!	#DIV/0!	#DIV/0!	#DIV/0!	#DIV/0!	#DIV/0!	#DIV/0!	#DIV/0!	#DIV/0!	#DIV/0!	#DIV/0!	#DIV/0!	#DIV/0!	#DIV/0!		





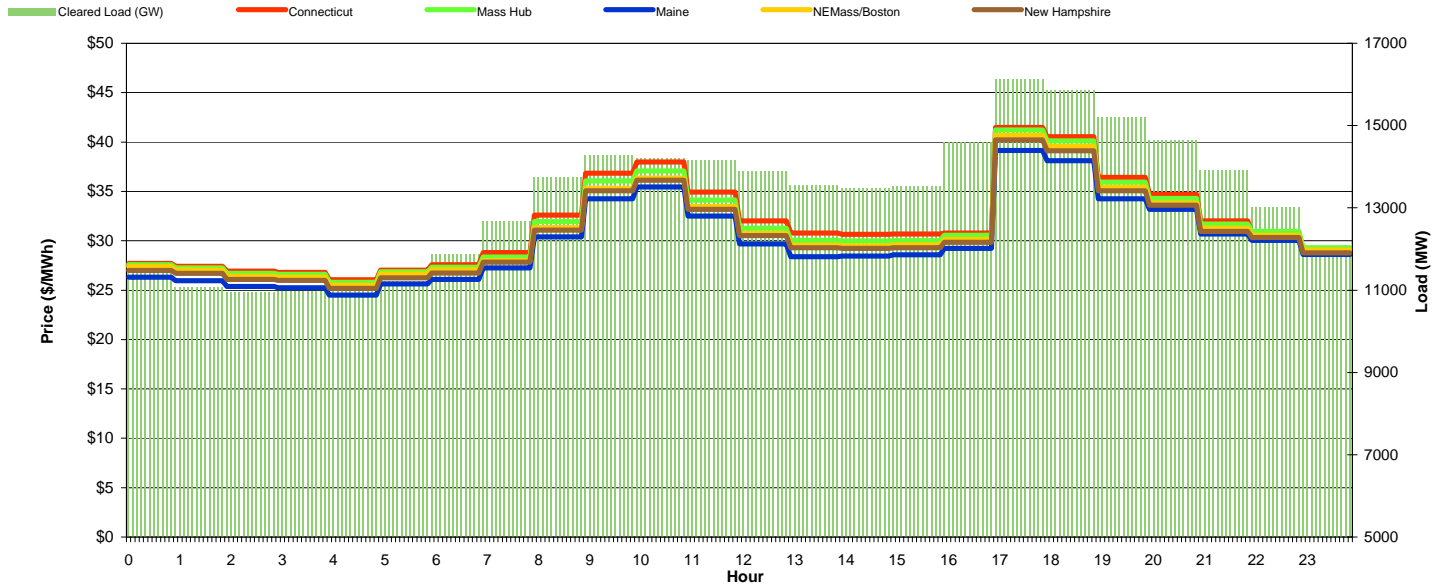
ISO-NE Daily Report

Saturday January 28, 2012

Price	<=0	>=100	>=200
Forecast Error %	0-4.9%	5-9.9%	>=10%

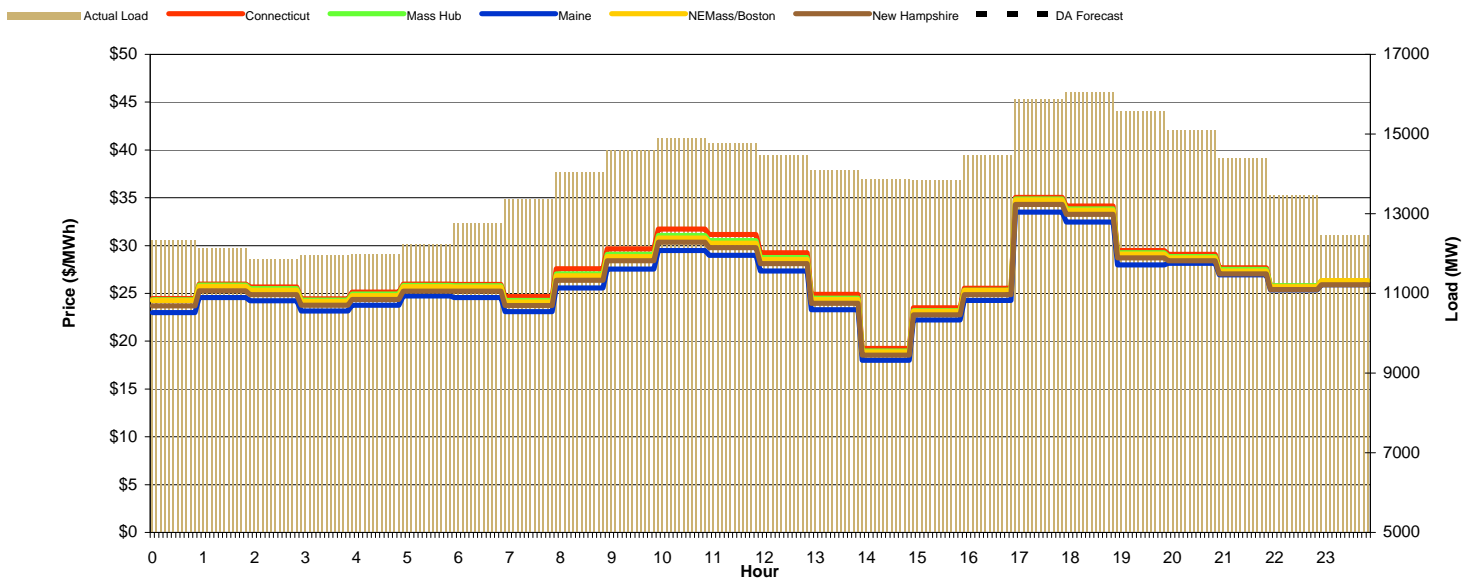
Day-Ahead Prices and Cleared Load

Hour Ending:	1	2	3	4	5	6	7	8	9	10	11	12	13	14	15	16	17	18	19	20	21	22	23	24	Avg. Hr \$			
Connecticut	27.69	27.42	26.92	26.81	26.04	27.03	27.59	28.81	32.59	36.83	37.98	34.93	32.03	30.80	30.64	30.70	30.78	41.47	40.54	36.43	34.69	32.00	30.74	29.11	31.69	33.87	All	On Pk
NEMass/Boston	27.37	27.03	26.42	26.31	25.49	26.63	27.05	28.00	31.32	35.31	36.36	33.47	30.75	29.56	29.49	29.57	30.13	40.68	39.56	35.43	33.84	31.27	30.57	29.08	30.86	32.83		
New Hampshire	26.98	26.69	26.10	25.98	25.17	26.25	26.74	27.84	31.06	35.06	36.12	33.19	30.53	29.29	29.22	29.30	29.85	40.22	39.10	35.07	33.60	30.96	30.33	28.78	30.56	32.55		
Maine	26.31	25.97	25.37	25.25	24.49	25.63	26.08	27.25	30.39	34.24	35.46	32.49	29.69	28.39	28.45	28.57	29.23	39.14	38.11	34.26	33.18	30.68	30.03	28.60	29.89	31.85		
Mass Hub	27.56	27.26	26.70	26.61	25.78	26.85	27.33	28.37	31.95	36.08	37.08	34.11	31.27	30.05	29.96	30.02	30.55	41.21	40.12	35.93	34.30	31.70	30.94	29.29	31.29	33.35		
Cleared Load (GW)	11.4	11.1	10.9	11.0	11.0	11.2	11.9	12.7	13.8	14.3	14.2	14.2	13.9	13.6	13.5	13.5	14.6	16.1	15.8	15.2	14.6	13.9	13.0	12.0				



Preliminary Real-Time Prices with Forecasted and Actual System Load

Hour Ending:	1	2	3	4	5	6	7	8	9	10	11	12	13	14	15	16	17	18	19	20	21	22	23	24	Avg. Hr \$				
Connecticut	24.47	25.96	25.68	24.44	25.12	25.97	25.95	24.67	27.58	29.66	31.74	31.15	29.26	24.90	19.25	23.48	25.52	35.04	34.15	29.49	29.07	27.68	25.78	25.95	27.17	28.03	All	On Pk	
NEMass/Boston	24.25	25.73	25.32	24.16	24.76	25.70	25.66	24.11	26.84	28.86	30.79	30.24	28.56	24.35	18.89	23.13	25.29	34.78	33.70	29.10	28.72	27.35	25.71	26.34	26.76	27.53			
New Hampshire	23.69	25.27	24.88	23.75	24.35	25.25	25.24	23.74	26.38	28.41	30.34	29.78	28.12	23.95	18.55	22.77	24.88	34.32	33.25	28.70	28.41	27.03	25.40	25.92	26.35	27.13			
Maine	22.99	24.58	24.22	23.16	23.76	24.72	24.57	23.08	25.57	27.53	29.48	28.97	27.35	23.29	17.99	22.21	24.26	33.51	32.45	27.98	28.13	26.94	25.38	25.92	25.75	26.51			
Mass Hub	24.33	25.87	25.49	24.31	24.93	25.84	25.81	24.28	27.05	29.09	31.07	30.52	28.76	24.50	18.97	23.20	25.35	34.88	33.85	29.25	28.86	27.50	25.80	26.30	26.91	27.68			
DA Forecast Load (GW)	0.00	0.00	0.00	0.00	0.00	0.00	0.00	0.00	0.00	0.00	0.00	0.00	0.00	0.00	0.00	0.00	0.00	0.00	0.00	0.00	0.00	0.00	0.00	0.00	0.00	0.00			
Forecast Error %	#DIV/0!	#DIV/0!	#DIV/0!	#DIV/0!	#DIV/0!	#DIV/0!	#DIV/0!	#DIV/0!	#DIV/0!	#DIV/0!	#DIV/0!	#DIV/0!	#DIV/0!	#DIV/0!	#DIV/0!	#DIV/0!	#DIV/0!	#DIV/0!	#DIV/0!	#DIV/0!	#DIV/0!	#DIV/0!	#DIV/0!	#DIV/0!	#DIV/0!	#DIV/0!	#DIV/0!		





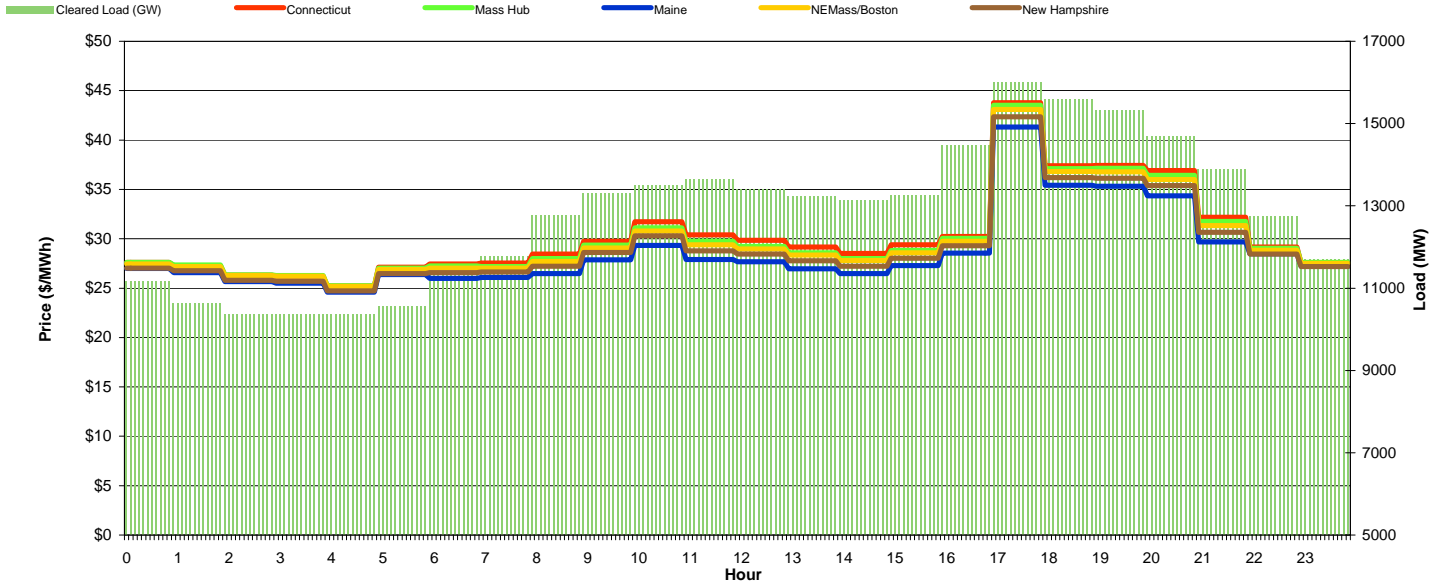
ISO-NE Daily Report

Sunday January 29, 2012

Price	<=0	>=100	>=200
Forecast Error %	0-4.9%	5-9.9%	>=10%

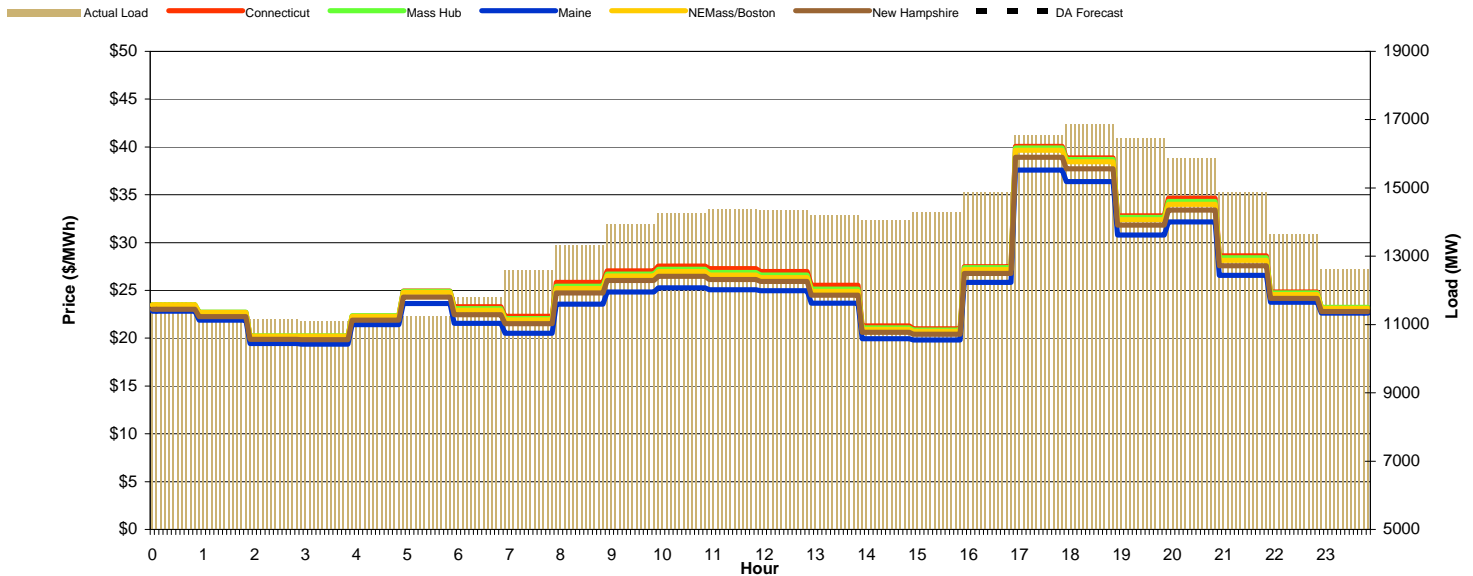
Day-Ahead Prices and Cleared Load

Hour Ending:	1	2	3	4	5	6	7	8	9	10	11	12	13	14	15	16	17	18	19	20	21	22	23	24	Avg. Hr \$			
Connecticut	27.61	27.30	26.30	26.23	25.20	27.13	27.44	27.54	28.44	29.74	31.74	30.39	29.85	29.15	28.53	29.39	30.22	43.77	37.38	37.44	36.90	32.17	29.16	27.55	30.27	31.99	All	On Pk
NEMass/Boston	27.45	27.18	26.28	26.21	25.19	26.91	27.01	27.03	27.71	29.08	30.77	29.39	28.98	28.34	27.79	28.59	29.74	43.09	36.81	36.77	36.00	31.33	28.83	27.50	29.75	31.27		
New Hampshire	27.03	26.75	25.80	25.71	24.72	26.48	26.56	26.65	27.23	28.62	30.30	28.79	28.44	27.77	27.22	28.02	29.30	42.34	36.20	36.12	35.37	30.65	28.46	27.18	29.24	30.72		
Maine	26.99	26.58	25.67	25.49	24.58	26.37	25.99	26.07	26.48	27.88	29.31	27.90	27.66	26.97	26.47	27.28	28.56	41.32	35.43	35.31	34.34	29.68	28.47	27.23	28.67	29.95		
Mass Hub	27.61	27.34	26.36	26.29	25.24	27.03	27.25	27.19	28.00	29.35	31.12	29.76	29.24	28.57	28.00	28.82	30.03	43.51	37.11	37.15	36.43	31.75	29.02	27.61	29.99	31.57		
Cleared Load (GW)	11.2	10.6	10.4	10.3	10.4	10.6	11.3	11.8	12.8	13.3	13.5	13.6	13.4	13.2	13.1	13.2	14.5	16.0	15.6	15.3	14.7	13.9	12.8	11.7				



Preliminary Real-Time Prices with Forecasted and Actual System Load

Hour Ending:	1	2	3	4	5	6	7	8	9	10	11	12	13	14	15	16	17	18	19	20	21	22	23	24	Avg. Hr \$				
Connecticut	23.40	22.70	20.18	20.18	22.28	24.93	23.30	22.28	25.84	27.04	27.56	27.27	26.98	25.52	21.30	20.97	27.49	40.05	38.87	32.80	34.65	28.63	24.82	23.17	26.34	28.25	All	On Pk	
NEMass/Boston	23.50	22.68	20.22	20.22	22.29	24.80	22.94	21.92	25.20	26.51	26.98	26.61	26.35	24.90	20.91	20.70	27.18	39.65	38.44	32.40	34.01	28.15	24.57	23.12	26.01	27.78			
New Hampshire	23.04	22.26	19.87	19.86	21.89	24.31	22.45	21.52	24.74	26.03	26.48	26.14	25.93	24.50	20.60	20.42	26.78	38.92	37.72	31.82	33.41	27.58	24.16	22.80	25.55	27.30			
Maine	22.82	21.88	19.44	19.38	21.43	23.63	21.54	20.52	23.55	24.84	25.28	25.07	24.98	23.65	19.96	19.82	25.85	37.57	36.37	30.80	32.15	26.57	23.76	22.62	24.73	26.30			
Mass Hub	23.51	22.72	20.25	20.25	22.34	24.89	23.10	22.06	25.42	26.72	27.22	26.88	26.61	25.15	21.08	20.85	27.38	39.90	38.70	32.63	34.32	28.41	24.74	23.23	26.18	28.00			
DA Forecast Load (GW)	0.00	0.00	0.00	0.00	0.00	0.00	0.00	0.00	0.00	0.00	0.00	0.00	0.00	0.00	0.00	0.00	0.00	0.00	0.00	0.00	0.00	0.00	0.00	0.00	0.00	0.00			
Forecast Error %	#DIV/0!	#DIV/0!	#DIV/0!	#DIV/0!	#DIV/0!	#DIV/0!	#DIV/0!	#DIV/0!	#DIV/0!	#DIV/0!	#DIV/0!	#DIV/0!	#DIV/0!	#DIV/0!	#DIV/0!	#DIV/0!	#DIV/0!	#DIV/0!	#DIV/0!	#DIV/0!	#DIV/0!	#DIV/0!	#DIV/0!	#DIV/0!	#DIV/0!	#DIV/0!	#DIV/0!		





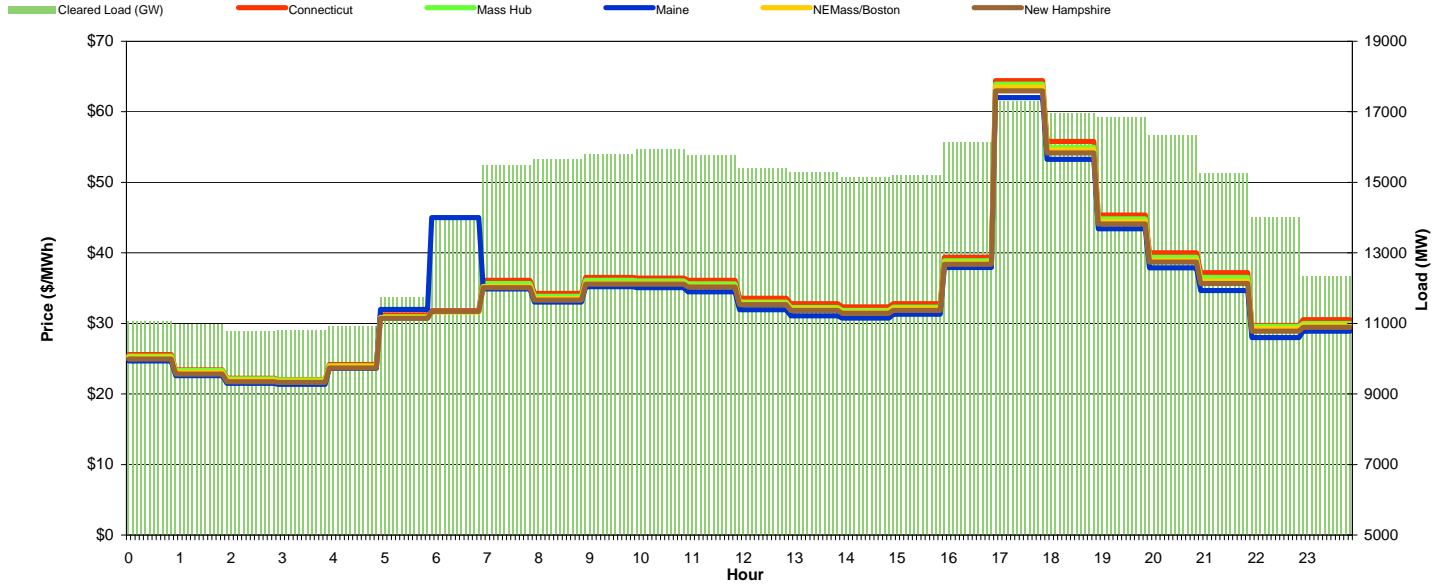
ISO-NE Daily Report

Monday January 30, 2012

Price	<=0	>=100	>=200
Forecast Error %	0-4.9%	5-9.9%	>=10%

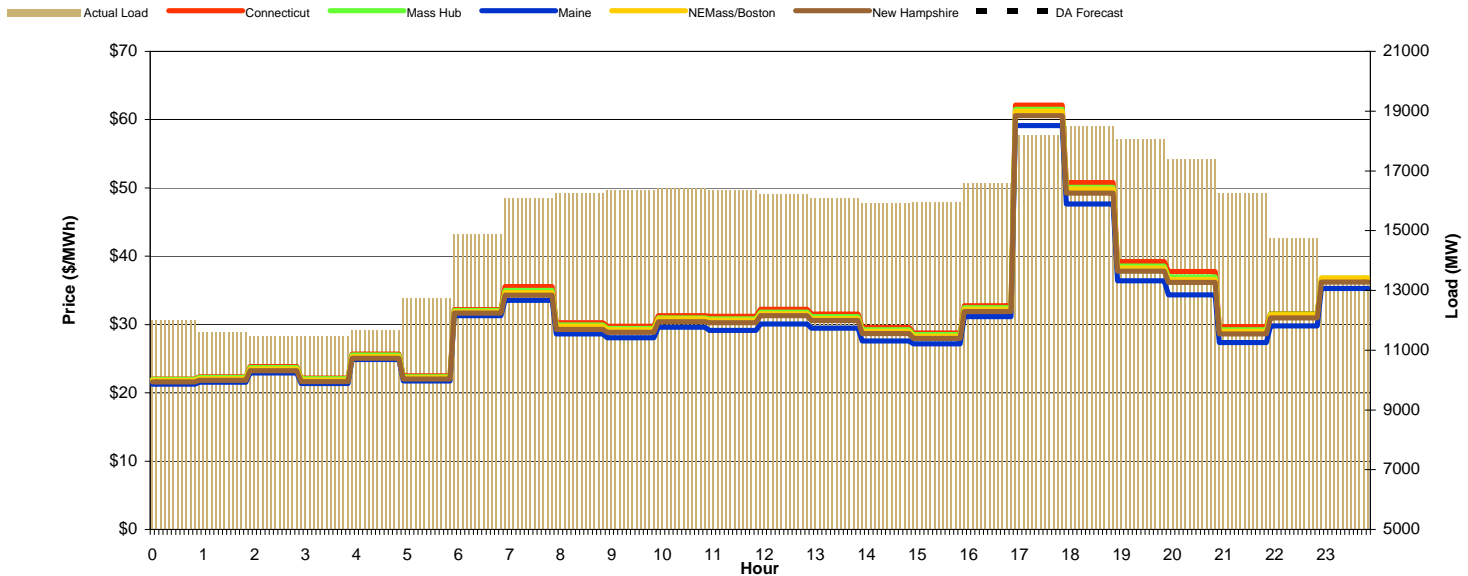
Day-Ahead Prices and Cleared Load

Hour Ending:	1	2	3	4	5	6	7	8	9	10	11	12	13	14	15	16	17	18	19	20	21	22	23	24	Avg. Hr \$			
																										All	On Pk	
Connecticut	25.57	23.41	22.22	22.07	24.20	31.22	31.78	36.13	34.26	36.53	36.43	36.09	33.56	32.78	32.33	32.78	39.39	64.41	55.78	45.37	40.00	37.18	29.72	30.52	34.74	38.92		
NEMass/Boston	25.17	23.08	21.95	21.81	23.89	30.85	31.60	35.24	33.54	35.70	35.70	35.27	32.79	32.02	31.62	32.07	38.57	63.50	54.62	44.45	38.96	36.01	29.31	29.71	34.06	38.09		
New Hampshire	24.93	22.82	21.73	21.62	23.69	30.73	31.71	35.08	33.29	35.55	35.57	35.17	32.65	31.86	31.42	31.84	38.38	62.99	54.16	44.10	38.70	35.67	28.92	29.46	33.84	37.83		
Maine	24.70	22.60	21.50	21.38	23.63	32.00	45.00	34.89	33.03	35.21	35.08	34.50	31.96	31.08	30.75	31.32	37.92	62.00	53.25	43.42	37.90	34.65	27.97	28.88	33.94	37.18		
Mass Hub	25.34	23.33	22.12	21.99	24.00	30.96	31.68	35.67	33.86	36.09	36.03	35.61	33.01	32.26	31.84	32.30	38.89	63.91	55.00	44.83	39.39	36.54	29.58	30.00	34.34	38.43		
Cleared Load (GW)	11.1	11.0	10.8	10.8	10.9	11.7	13.9	15.5	15.7	15.8	15.9	15.8	15.4	15.3	15.1	15.2	16.1	17.3	17.0	16.8	16.3	15.2	14.0	12.3				



Preliminary Real-Time Prices with Forecasted and Actual System Load

Hour Ending:	1	2	3	4	5	6	7	8	9	10	11	12	13	14	15	16	17	18	19	20	21	22	23	24	Avg. Hr \$				
																										All	On Pk		
Connecticut	22.03	22.37	23.86	22.18	25.69	22.49	32.21	35.54	30.29	29.74	31.28	31.21	32.23	31.55	29.55	28.79	32.73	62.15	50.79	39.23	37.75	29.69	31.60	36.64	32.15	35.26			
NEMass/Boston	21.84	22.09	23.50	21.86	25.32	22.22	31.84	34.69	29.74	29.25	30.81	30.63	31.58	30.89	29.02	28.32	32.25	61.26	49.85	38.30	36.61	28.99	31.46	36.85	31.63	34.60			
New Hampshire	21.59	21.84	23.25	21.63	25.07	22.03	31.65	34.28	29.30	28.86	30.43	30.28	31.28	30.60	28.69	27.97	31.89	60.57	49.25	37.82	36.15	28.63	30.95	36.22	31.26	34.18			
Maine	21.29	21.56	22.92	21.35	24.87	21.72	31.31	33.57	28.64	28.06	29.59	29.14	30.10	29.45	27.60	27.17	31.15	59.15	47.64	36.40	34.36	27.37	29.80	35.30	30.40	33.07			
Mass Hub	21.99	22.27	23.72	22.05	25.54	22.37	32.03	35.00	29.95	29.44	30.99	30.84	31.83	31.14	29.24	28.52	32.45	61.50	50.10	38.57	36.95	29.26	31.55	36.80	31.84	34.83			
DA Forecast Load (GW)	0.00	0.00	0.00	0.00	0.00	0.00	0.00	0.00	0.00	0.00	0.00	0.00	0.00	0.00	0.00	0.00	0.00	0.00	0.00	0.00	0.00	0.00	0.00	0.00	0.00	0.00			
Forecast Error %	#DIV/0!	#DIV/0!	#DIV/0!	#DIV/0!	#DIV/0!	#DIV/0!	#DIV/0!	#DIV/0!	#DIV/0!	#DIV/0!	#DIV/0!	#DIV/0!	#DIV/0!	#DIV/0!	#DIV/0!	#DIV/0!	#DIV/0!	#DIV/0!	#DIV/0!	#DIV/0!	#DIV/0!	#DIV/0!	#DIV/0!	#DIV/0!	#DIV/0!	#DIV/0!	#DIV/0!		





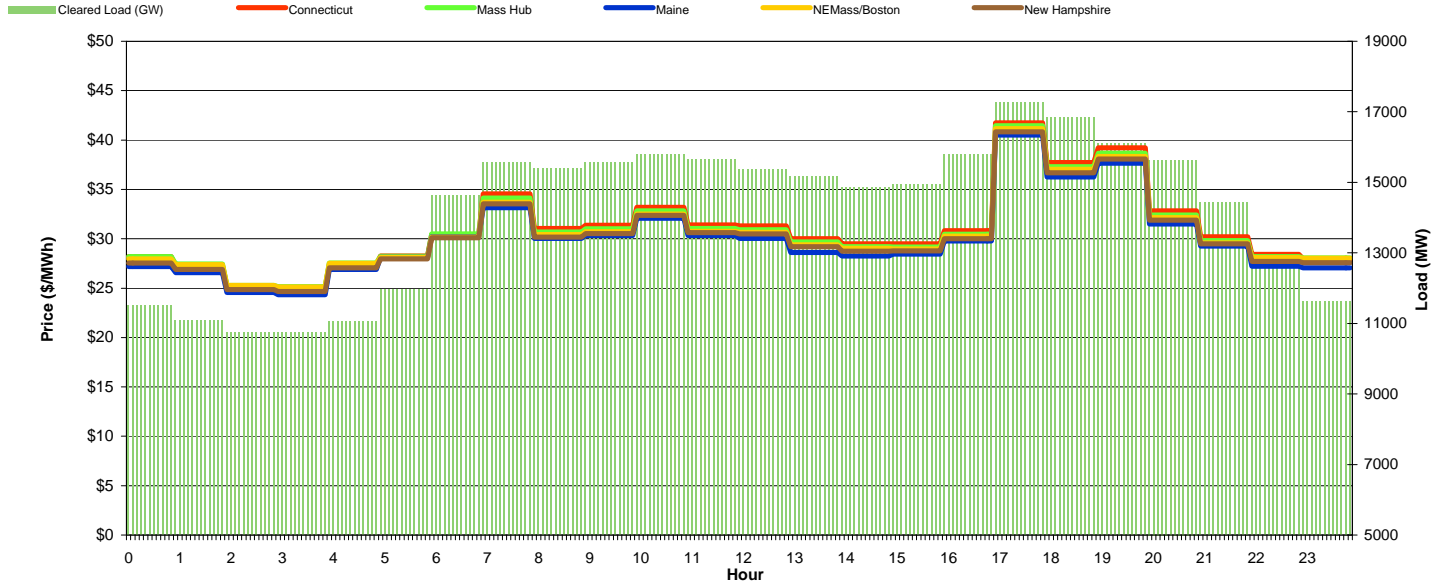
ISO-NE Daily Report

Tuesday January 31, 2012

Price	<=0	>=100	>=200
Forecast Error %	0-4.9%	5-9.9%	>=10%

Day-Ahead Prices and Cleared Load

Hour Ending:	1	2	3	4	5	6	7	8	9	10	11	12	13	14	15	16	17	18	19	20	21	22	23	24	Avg. Hr \$			
Connecticut	28.20	27.29	25.18	25.09	27.37	28.26	30.44	34.55	31.05	31.37	33.18	31.41	31.29	30.02	29.48	29.50	30.83	41.74	37.73	39.20	32.83	30.21	28.43	27.97	30.94	32.68	All	On Pk
NEMass/Boston	27.98	27.38	25.27	25.12	27.51	28.14	30.17	33.71	30.42	30.72	32.50	30.74	30.65	29.38	29.03	28.98	30.26	41.16	37.04	38.32	32.15	29.59	28.09	28.02	30.51	32.05		
New Hampshire	27.55	26.88	24.85	24.67	27.07	27.95	30.11	33.53	30.18	30.51	32.36	30.63	30.48	29.19	28.75	28.76	30.02	40.82	36.68	38.06	31.90	29.49	27.69	27.58	30.24	31.82		
Maine	27.20	26.56	24.57	24.35	26.91	28.12	30.19	33.14	30.03	30.34	32.08	30.33	30.05	28.62	28.26	28.45	29.79	40.50	36.26	37.65	31.50	29.25	27.23	27.05	29.93	31.47		
Mass Hub	28.18	27.44	25.29	25.15	27.53	28.23	30.49	34.11	30.69	31.00	32.83	31.05	30.93	29.68	29.19	29.16	30.46	41.46	37.30	38.65	32.42	29.82	28.20	28.06	30.72	32.31		
Cleared Load (GW)	11.5	11.1	10.7	10.7	11.0	12.0	14.6	15.6	15.4	15.6	15.8	15.6	15.4	15.2	14.9	14.9	15.8	17.3	16.9	16.1	15.6	14.4	12.9	11.6				



Preliminary Real-Time Prices with Forecasted and Actual System Load

Hour Ending:	1	2	3	4	5	6	7	8	9	10	11	12	13	14	15	16	17	18	19	20	21	22	23	24	Avg. Hr \$			
Connecticut	31.15	28.14	27.53	26.14	28.24	33.41	33.73	33.68	31.92	29.66	28.50	27.85	27.01	26.71	26.24	26.03	26.49	35.58	31.16	36.55	30.42	25.92	20.94	19.06	28.84	29.04	All	On Pk
NEMass/Boston	31.23	28.28	27.72	26.32	28.41	33.54	33.53	33.13	31.31	29.23	28.21	27.56	26.75	26.39	25.95	25.76	26.29	35.21	30.82	35.86	29.74	25.51	20.71	19.06	28.61	28.65		
New Hampshire	30.66	27.84	27.33	25.98	28.04	33.19	33.33	32.95	31.10	29.04	28.01	27.39	26.66	26.31	25.85	25.63	26.14	35.00	30.61	35.60	29.48	25.25	20.36	18.64	28.35	28.46		
Maine	29.90	27.42	27.02	25.81	27.96	33.12	32.99	32.56	30.76	28.85	27.72	27.04	26.34	25.96	25.59	25.46	26.22	34.97	30.56	35.25	29.07	24.71	19.78	18.04	28.05	28.18		
Mass Hub	31.19	28.24	27.67	26.27	28.36	33.53	33.67	33.37	31.57	29.42	28.36	27.71	26.89	26.54	26.08	25.87	26.38	35.36	30.93	36.13	29.99	25.69	20.82	19.08	28.71	28.82		
DA Forecast Load (GW)	12.53	12.11	11.91	11.86	12.21	13.42	15.52	16.56	16.63	16.65	16.64	16.57	16.32	16.19	16.06	16.05	16.53	18.12	18.08	17.70	16.95	15.75	14.28	12.91				
Forecast Error %	-0.3%	-0.8%	-1.1%	-0.9%	-1.2%	-2.2%	-2.1%	-0.9%	-0.5%	-0.7%	-1.1%	-1.9%	-2.1%	-2.8%	-3.7%	-4.2%	-4.0%	-4.3%	-2.4%	-2.7%	-2.5%	-1.9%	-2.3%	-2.2%				

