



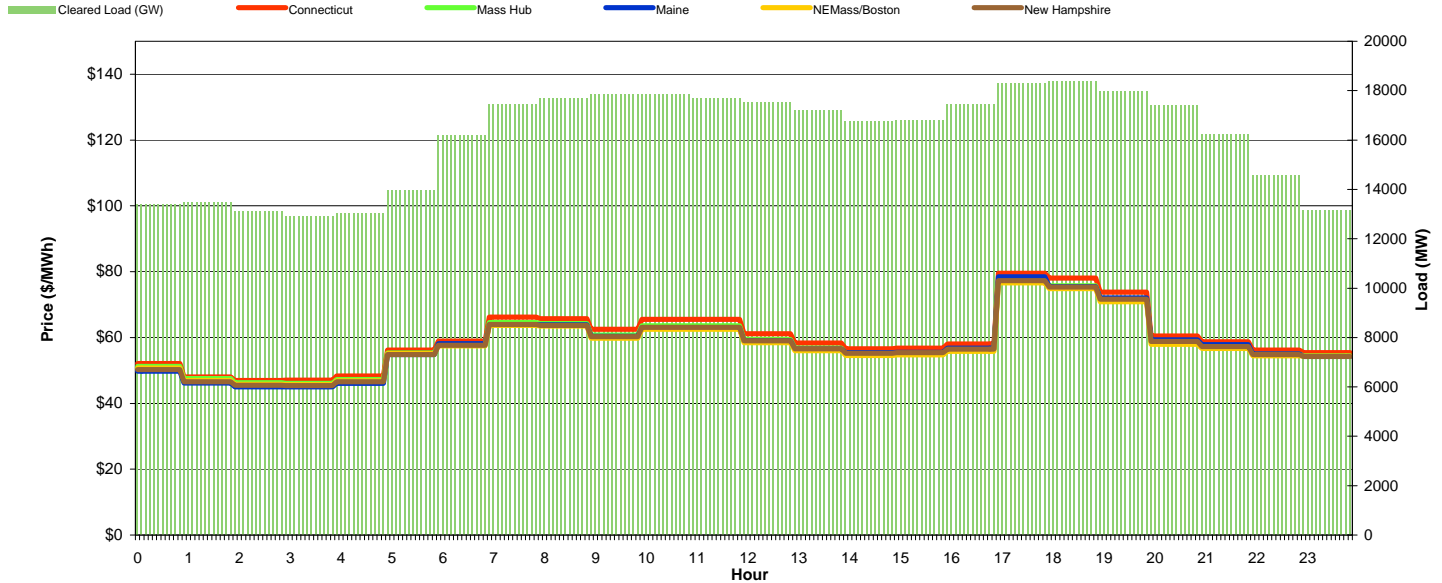
ISO-NE Daily Report

Tuesday February 01, 2011

| Price | <=0 | >=100 | >=200 |
|------------------|--------|--------|-------|
| Forecast Error % | 0-4.9% | 5-9.9% | >=10% |

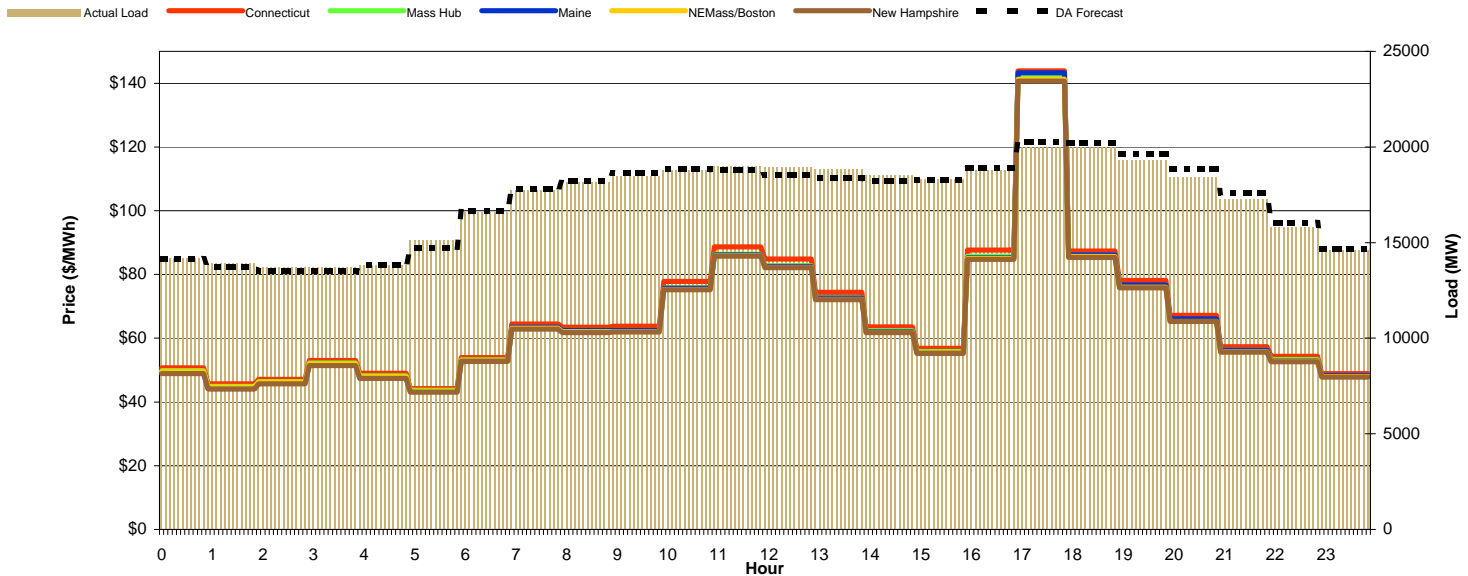
Day-Ahead Prices and Cleared Load

| Hour Ending: | 1 | 2 | 3 | 4 | 5 | 6 | 7 | 8 | 9 | 10 | 11 | 12 | 13 | 14 | 15 | 16 | 17 | 18 | 19 | 20 | 21 | 22 | 23 | 24 | Avg. Hr \$ | | | |
|-------------------|-------|-------|-------|-------|-------|-------|-------|-------|-------|-------|-------|-------|-------|-------|-------|-------|-------|-------|-------|-------|-------|-------|-------|-------|------------|-------|-----|-------|
| Connecticut | 52.07 | 47.99 | 46.94 | 47.01 | 48.29 | 56.17 | 58.90 | 66.20 | 65.69 | 62.47 | 65.49 | 65.49 | 61.10 | 58.31 | 56.54 | 56.79 | 58.04 | 79.53 | 78.08 | 73.77 | 60.46 | 58.72 | 56.20 | 55.44 | 59.82 | 63.93 | All | On Pk |
| NEMass/Boston | 50.75 | 46.95 | 45.83 | 45.73 | 46.86 | 55.10 | 57.49 | 63.72 | 63.47 | 59.75 | 62.55 | 62.49 | 58.42 | 55.97 | 54.57 | 54.73 | 55.84 | 76.57 | 74.81 | 70.88 | 57.97 | 56.63 | 54.40 | 54.30 | 57.74 | 61.42 | | |
| New Hampshire | 50.28 | 46.52 | 45.46 | 45.43 | 46.55 | 54.80 | 57.68 | 63.95 | 63.67 | 60.30 | 63.09 | 63.08 | 59.00 | 56.57 | 55.25 | 55.41 | 56.46 | 77.33 | 75.35 | 71.69 | 58.81 | 57.26 | 54.81 | 54.25 | 58.04 | 62.00 | | |
| Maine | 49.81 | 46.16 | 45.05 | 45.04 | 46.08 | 54.85 | 58.13 | 63.86 | 63.84 | 60.38 | 62.98 | 62.84 | 58.97 | 56.49 | 55.43 | 55.55 | 56.74 | 78.47 | 75.40 | 72.02 | 59.26 | 57.84 | 55.04 | 54.22 | 58.10 | 62.19 | | |
| Mass Hub | 51.21 | 47.50 | 46.32 | 46.10 | 47.22 | 55.31 | 57.91 | 64.54 | 64.23 | 60.74 | 63.62 | 63.53 | 59.35 | 56.77 | 55.19 | 55.32 | 56.47 | 77.42 | 75.72 | 71.60 | 58.61 | 57.24 | 54.93 | 54.45 | 58.39 | 62.21 | | |
| Cleared Load (GW) | 13.4 | 13.5 | 13.1 | 12.9 | 13.0 | 14.0 | 16.2 | 17.5 | 17.7 | 17.8 | 17.8 | 17.7 | 17.5 | 17.2 | 16.8 | 16.8 | 17.4 | 18.3 | 18.4 | 18.0 | 17.4 | 16.2 | 14.6 | 13.1 | | | | |



Preliminary Real-Time Prices with Forecasted and Actual System Load

| Hour Ending: | 1 | 2 | 3 | 4 | 5 | 6 | 7 | 8 | 9 | 10 | 11 | 12 | 13 | 14 | 15 | 16 | 17 | 18 | 19 | 20 | 21 | 22 | 23 | 24 | Avg. Hr \$ | | | |
|-----------------------|-------|-------|-------|-------|-------|-------|-------|-------|-------|-------|-------|-------|-------|-------|-------|-------|-------|--------|-------|-------|-------|-------|-------|-------|------------|-------|-----|-------|
| Connecticut | 50.70 | 45.71 | 47.08 | 53.02 | 49.04 | 44.17 | 53.95 | 64.48 | 63.49 | 63.74 | 77.77 | 88.70 | 84.88 | 74.36 | 63.54 | 56.85 | 87.65 | 143.85 | 87.37 | 78.09 | 67.14 | 57.30 | 54.35 | 48.93 | 66.92 | 75.85 | All | On Pk |
| NEMass/Boston | 49.64 | 44.66 | 46.22 | 51.92 | 47.92 | 43.38 | 52.92 | 63.15 | 62.07 | 62.06 | 75.30 | 85.83 | 82.21 | 72.16 | 61.84 | 55.39 | 84.99 | 141.26 | 85.68 | 76.05 | 65.23 | 55.74 | 52.82 | 47.99 | 65.27 | 73.86 | | |
| New Hampshire | 48.93 | 44.07 | 45.67 | 51.37 | 47.36 | 43.08 | 52.69 | 62.88 | 61.72 | 61.95 | 75.17 | 85.70 | 82.10 | 72.13 | 61.78 | 55.25 | 84.71 | 140.62 | 85.33 | 75.80 | 65.27 | 55.67 | 52.62 | 47.80 | 64.99 | 73.67 | | |
| Maine | 48.95 | 44.14 | 45.84 | 51.63 | 47.45 | 43.28 | 52.90 | 63.42 | 62.50 | 62.50 | 75.72 | 86.18 | 82.54 | 72.56 | 62.09 | 55.44 | 85.25 | 143.26 | 86.18 | 76.70 | 66.07 | 56.26 | 52.94 | 48.29 | 65.50 | 74.35 | | |
| Mass Hub | 49.84 | 44.83 | 46.42 | 52.21 | 48.19 | 43.63 | 53.22 | 63.40 | 62.42 | 62.50 | 75.85 | 86.38 | 82.76 | 72.65 | 62.38 | 55.82 | 85.72 | 141.90 | 86.00 | 76.46 | 65.75 | 56.24 | 53.35 | 48.34 | 65.68 | 74.35 | | |
| DA Forecast Load (GW) | 14.14 | 13.70 | 13.52 | 13.53 | 13.80 | 14.72 | 16.63 | 17.82 | 18.20 | 18.64 | 18.82 | 18.78 | 18.53 | 18.39 | 18.24 | 18.29 | 18.88 | 20.25 | 20.22 | 19.61 | 18.84 | 17.61 | 16.05 | 14.64 | | | | |
| Forecast Error % | 0.2% | 1.8% | 1.6% | 1.5% | 0.2% | 2.7% | -0.1% | -0.3% | -0.3% | -0.8% | -0.1% | 1.1% | 2.3% | 2.4% | 1.6% | 0.2% | -0.6% | -1.3% | -1.0% | -1.4% | -2.1% | -2.1% | -1.4% | -0.3% | | | | |





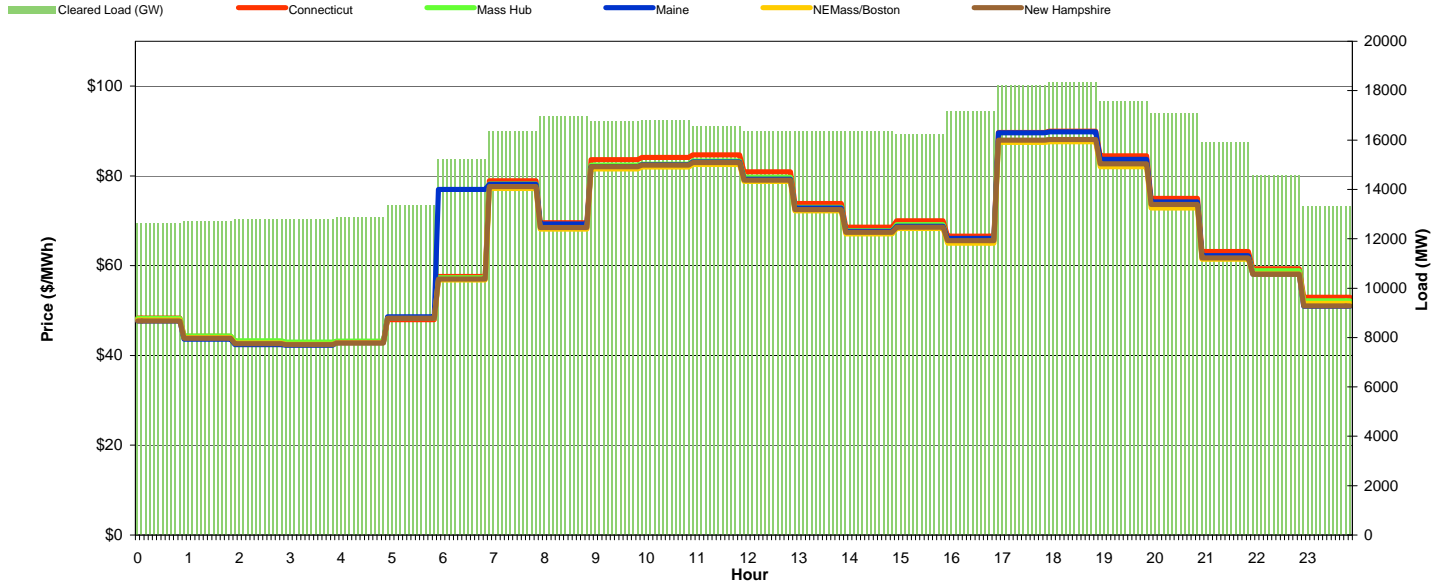
ISO-NE Daily Report

Wednesday February 02, 2011

| | | | |
|-------------------------|--------|--------|-------|
| Price | <=0 | >=100 | >=200 |
| Forecast Error % | 0-4.9% | 5-9.9% | >=10% |

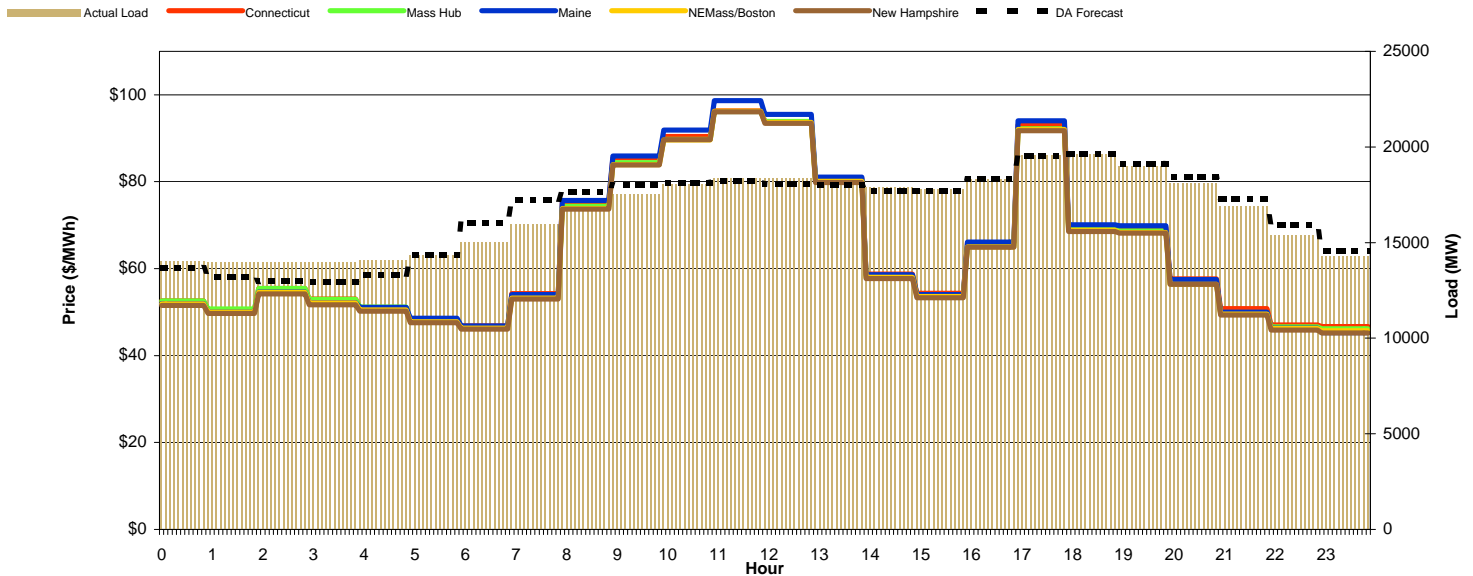
Day-Ahead Prices and Cleared Load

| Hour Ending: | 1 | 2 | 3 | 4 | 5 | 6 | 7 | 8 | 9 | 10 | 11 | 12 | 13 | 14 | 15 | 16 | 17 | 18 | 19 | 20 | 21 | 22 | 23 | 24 | Avg. Hr \$ | | | |
|--------------------------|-------|-------|-------|-------|-------|-------|-------|-------|-------|-------|-------|-------|-------|-------|-------|-------|-------|-------|-------|-------|-------|-------|-------|-------|------------|-------|------------|--------------|
| Connecticut | 48.30 | 44.30 | 42.97 | 42.65 | 43.00 | 48.01 | 57.59 | 78.91 | 69.60 | 83.60 | 84.09 | 84.72 | 80.94 | 73.88 | 68.60 | 70.00 | 66.61 | 89.71 | 89.95 | 84.50 | 75.00 | 63.18 | 59.32 | 53.00 | 66.77 | 76.41 | All | On Pk |
| NEMass/Boston | 47.90 | 43.96 | 42.76 | 42.52 | 42.87 | 48.25 | 56.79 | 77.23 | 68.14 | 81.53 | 81.96 | 82.58 | 78.76 | 72.21 | 67.11 | 68.33 | 65.00 | 87.45 | 87.63 | 82.09 | 72.88 | 61.48 | 58.19 | 51.58 | 65.38 | 74.54 | | |
| New Hampshire | 47.69 | 43.82 | 42.62 | 42.40 | 42.80 | 48.23 | 57.06 | 77.63 | 68.54 | 82.05 | 82.38 | 83.00 | 79.07 | 72.51 | 67.41 | 68.55 | 65.62 | 87.98 | 88.12 | 82.70 | 73.64 | 61.74 | 58.10 | 51.04 | 65.61 | 74.94 | | |
| Maine | 47.72 | 43.65 | 42.45 | 42.31 | 42.88 | 48.65 | 77.00 | 78.16 | 69.32 | 82.07 | 82.49 | 83.10 | 79.24 | 72.83 | 67.68 | 68.78 | 66.05 | 89.60 | 89.80 | 83.68 | 74.21 | 62.25 | 58.11 | 50.98 | 66.79 | 75.46 | | |
| Mass Hub | 48.25 | 44.33 | 43.25 | 43.00 | 43.20 | 48.41 | 57.34 | 78.20 | 68.80 | 82.38 | 82.61 | 83.31 | 79.67 | 73.02 | 67.82 | 69.13 | 65.73 | 87.92 | 88.13 | 82.87 | 73.63 | 62.11 | 58.88 | 52.21 | 66.01 | 75.26 | | |
| Cleared Load (GW) | 12.6 | 12.7 | 12.8 | 12.8 | 12.8 | 13.3 | 15.2 | 16.3 | 16.9 | 16.7 | 16.8 | 16.6 | 16.4 | 16.4 | 16.3 | 16.2 | 17.2 | 18.2 | 18.3 | 17.5 | 17.1 | 15.9 | 14.6 | 13.3 | | | | |



Preliminary Real-Time Prices with Forecasted and Actual System Load

| Hour Ending: | 1 | 2 | 3 | 4 | 5 | 6 | 7 | 8 | 9 | 10 | 11 | 12 | 13 | 14 | 15 | 16 | 17 | 18 | 19 | 20 | 21 | 22 | 23 | 24 | Avg. Hr \$ | | | |
|------------------------------|-------|-------|-------|-------|-------|-------|-------|-------|-------|-------|-------|-------|-------|-------|-------|-------|-------|-------|-------|-------|-------|-------|-------|-------|------------|-------|------------|--------------|
| Connecticut | 52.59 | 50.55 | 55.42 | 53.02 | 51.02 | 48.17 | 46.83 | 54.29 | 75.24 | 85.48 | 90.42 | 96.33 | 93.83 | 80.75 | 58.73 | 54.33 | 65.97 | 93.09 | 69.67 | 69.51 | 57.67 | 50.80 | 47.06 | 46.66 | 64.48 | 71.45 | All | On Pk |
| NEMass/Boston | 51.89 | 50.03 | 54.58 | 52.11 | 50.51 | 47.79 | 46.32 | 53.26 | 73.86 | 83.91 | 89.61 | 96.20 | 93.67 | 80.11 | 58.03 | 53.58 | 65.05 | 92.02 | 68.83 | 68.34 | 56.43 | 49.56 | 46.27 | 45.71 | 63.65 | 70.55 | | |
| New Hampshire | 51.51 | 49.68 | 54.22 | 51.70 | 50.20 | 47.58 | 46.11 | 53.04 | 73.69 | 83.88 | 89.66 | 96.08 | 93.46 | 79.78 | 57.72 | 53.31 | 64.94 | 91.77 | 68.58 | 68.18 | 56.38 | 49.31 | 45.90 | 45.24 | 63.41 | 70.36 | | |
| Maine | 51.97 | 50.01 | 54.63 | 52.21 | 51.13 | 48.56 | 46.81 | 54.06 | 75.67 | 85.94 | 91.90 | 98.63 | 95.53 | 81.09 | 58.58 | 54.06 | 66.13 | 94.03 | 70.10 | 69.85 | 57.51 | 49.96 | 46.30 | 45.30 | 64.58 | 71.83 | | |
| Mass Hub | 52.54 | 50.74 | 55.44 | 52.95 | 51.19 | 48.23 | 46.69 | 53.67 | 74.34 | 84.35 | 89.78 | 96.17 | 93.84 | 80.46 | 58.39 | 53.92 | 65.37 | 92.15 | 69.00 | 68.70 | 56.78 | 49.94 | 46.60 | 46.14 | 64.06 | 70.84 | | |
| DA Forecast Load (GW) | 13.69 | 13.20 | 12.97 | 12.96 | 13.28 | 14.37 | 16.04 | 17.24 | 17.66 | 18.01 | 18.14 | 18.21 | 18.04 | 18.00 | 17.69 | 17.69 | 18.32 | 19.52 | 19.61 | 19.12 | 18.41 | 17.31 | 15.90 | 14.58 | | | | |
| Forecast Error % | 2.5% | 6.0% | 8.0% | 7.9% | 6.1% | -0.3% | -6.2% | -7.4% | -4.8% | -2.7% | -0.4% | 0.8% | 1.8% | 0.9% | 1.2% | 0.6% | 0.0% | 0.4% | 0.1% | -0.8% | -1.6% | -2.4% | -3.1% | -1.9% | | | | |





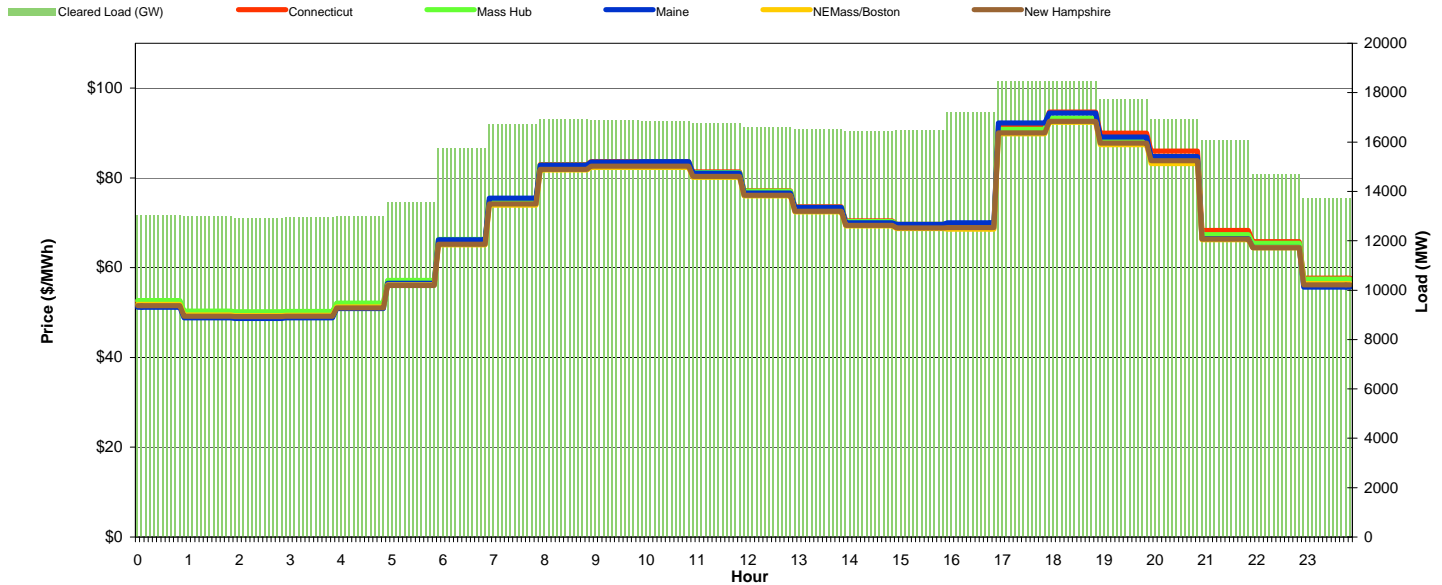
ISO-NE Daily Report

Thursday February 03, 2011

| | | | |
|-------------------------|--------|--------|-------|
| Price | <=0 | >=100 | >=200 |
| Forecast Error % | 0-4.9% | 5-9.9% | >=10% |

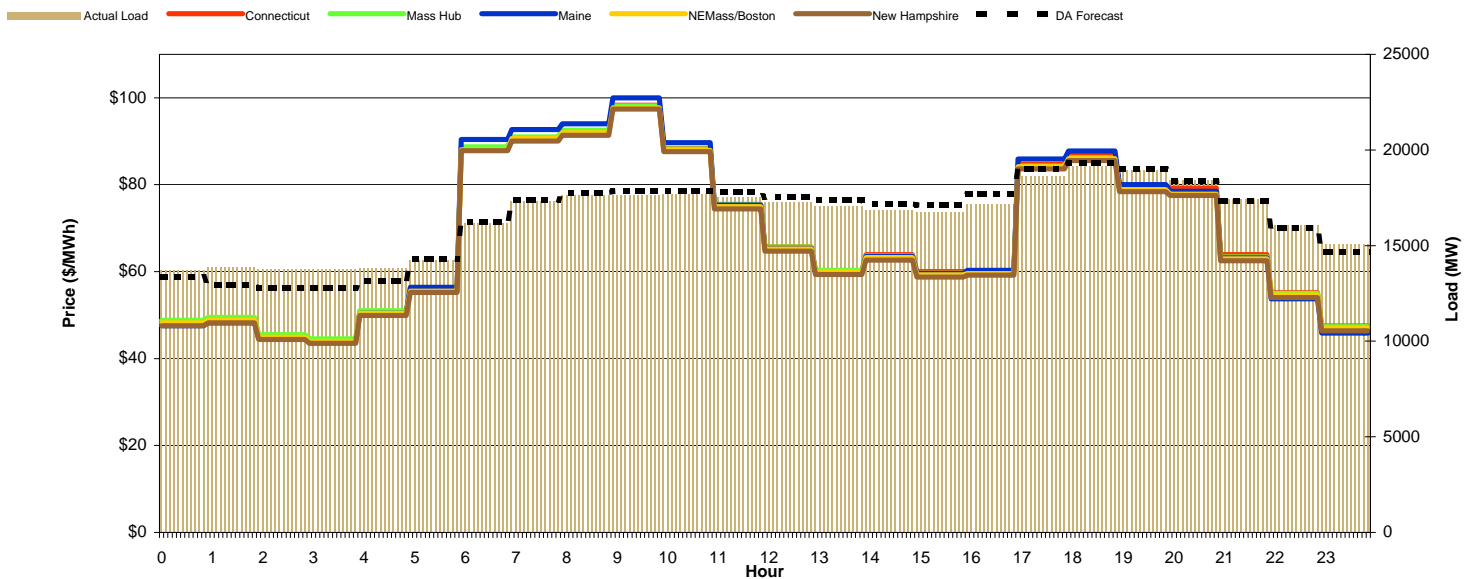
Day-Ahead Prices and Cleared Load

| Hour Ending: | 1 | 2 | 3 | 4 | 5 | 6 | 7 | 8 | 9 | 10 | 11 | 12 | 13 | 14 | 15 | 16 | 17 | 18 | 19 | 20 | 21 | 22 | 23 | 24 | Avg. Hr \$ | | | |
|--------------------------|-------|-------|-------|-------|-------|-------|-------|-------|-------|-------|-------|-------|-------|-------|-------|-------|-------|-------|-------|-------|-------|-------|-------|-------|------------|-------|-------|-------|
| Connecticut | 52.47 | 50.08 | 49.95 | 49.95 | 51.80 | 56.67 | 66.00 | 74.97 | 83.00 | 83.61 | 83.65 | 81.35 | 77.15 | 73.54 | 70.44 | 69.67 | 69.79 | 91.58 | 94.68 | 90.00 | 86.00 | 68.28 | 65.78 | 57.69 | 70.75 | 78.97 | All | On Pk |
| NEMass/Boston | 51.81 | 49.48 | 49.35 | 49.41 | 51.26 | 56.21 | 65.06 | 73.96 | 81.79 | 82.33 | 82.36 | 80.15 | 75.99 | 72.45 | 69.31 | 68.72 | 68.55 | 89.86 | 92.42 | 87.37 | 83.20 | 66.25 | 64.48 | 56.49 | 69.51 | 77.45 | 68.11 | 75.28 |
| New Hampshire | 51.53 | 49.22 | 49.10 | 49.17 | 51.06 | 56.04 | 65.25 | 74.23 | 81.88 | 82.60 | 82.65 | 80.34 | 76.15 | 72.60 | 69.41 | 68.84 | 68.96 | 90.06 | 92.64 | 87.77 | 83.83 | 66.39 | 64.44 | 56.16 | 69.60 | 77.67 | 67.50 | 74.21 |
| Maine | 51.22 | 48.85 | 48.68 | 48.85 | 50.89 | 56.52 | 66.22 | 75.53 | 82.86 | 83.57 | 83.63 | 81.07 | 76.67 | 73.42 | 70.00 | 69.67 | 70.00 | 92.25 | 94.45 | 89.14 | 84.75 | 66.45 | 64.49 | 55.69 | 70.20 | 78.62 | 68.19 | 75.60 |
| Mass Hub | 52.68 | 50.34 | 50.21 | 50.26 | 52.14 | 57.18 | 66.31 | 75.00 | 82.85 | 83.35 | 83.43 | 81.18 | 77.03 | 73.44 | 70.27 | 69.62 | 69.46 | 90.80 | 93.31 | 88.50 | 84.50 | 67.35 | 65.47 | 57.45 | 70.51 | 78.47 | 68.02 | 75.07 |
| Cleared Load (GW) | 13.0 | 13.0 | 12.9 | 12.9 | 13.0 | 13.5 | 15.7 | 16.7 | 16.9 | 16.9 | 16.8 | 16.7 | 16.6 | 16.5 | 16.4 | 16.5 | 17.2 | 18.5 | 18.4 | 17.7 | 16.9 | 16.1 | 14.7 | 13.7 | | | | |



Preliminary Real-Time Prices with Forecasted and Actual System Load

| Hour Ending: | 1 | 2 | 3 | 4 | 5 | 6 | 7 | 8 | 9 | 10 | 11 | 12 | 13 | 14 | 15 | 16 | 17 | 18 | 19 | 20 | 21 | 22 | 23 | 24 | Avg. Hr \$ | | | |
|------------------------------|-------|-------|-------|-------|-------|-------|-------|-------|-------|--------|-------|-------|-------|-------|-------|-------|-------|-------|-------|-------|-------|-------|-------|-------|------------|-------|-------|-------|
| Connecticut | 48.75 | 49.27 | 45.27 | 44.32 | 50.75 | 55.76 | 88.52 | 90.81 | 92.13 | 98.32 | 88.30 | 75.47 | 65.66 | 60.20 | 63.90 | 59.98 | 60.10 | 84.64 | 86.91 | 79.80 | 79.25 | 63.88 | 55.18 | 47.50 | 68.11 | 75.28 | All | On Pk |
| NEMass/Boston | 48.26 | 48.84 | 44.91 | 43.97 | 50.46 | 55.55 | 88.05 | 90.61 | 91.95 | 97.70 | 87.93 | 74.92 | 65.23 | 59.90 | 63.27 | 59.29 | 59.60 | 84.15 | 86.03 | 78.87 | 77.81 | 62.93 | 54.65 | 46.97 | 67.58 | 74.68 | 67.50 | 74.21 |
| New Hampshire | 47.59 | 48.24 | 44.42 | 43.51 | 49.94 | 55.20 | 87.82 | 90.02 | 91.39 | 97.38 | 87.62 | 74.41 | 64.75 | 59.31 | 62.69 | 58.75 | 59.22 | 83.65 | 85.55 | 78.41 | 77.56 | 62.53 | 54.04 | 46.35 | 67.10 | 74.21 | 67.50 | 74.21 |
| Maine | 47.53 | 48.25 | 44.60 | 43.63 | 50.46 | 56.40 | 90.40 | 92.70 | 94.05 | 100.02 | 89.65 | 75.34 | 65.37 | 59.81 | 63.53 | 59.60 | 60.28 | 85.89 | 87.74 | 80.07 | 78.50 | 63.19 | 53.78 | 45.84 | 68.19 | 75.60 | 68.19 | 75.60 |
| Mass Hub | 48.80 | 49.45 | 45.47 | 44.52 | 51.02 | 55.98 | 88.69 | 91.04 | 92.52 | 98.15 | 88.24 | 75.39 | 65.70 | 60.28 | 63.72 | 59.67 | 59.86 | 84.30 | 86.23 | 79.28 | 78.37 | 63.42 | 55.01 | 47.31 | 68.02 | 75.07 | 68.02 | 75.07 |
| DA Forecast Load (GW) | 13.36 | 12.95 | 12.77 | 12.78 | 13.15 | 14.28 | 16.23 | 17.41 | 17.76 | 17.84 | 17.87 | 17.82 | 17.53 | 17.39 | 17.18 | 17.12 | 17.69 | 18.99 | 19.33 | 19.01 | 18.38 | 17.33 | 15.93 | 14.65 | | | | |
| Forecast Error % | 2.8% | 7.1% | 7.8% | 7.8% | 5.1% | -0.1% | -0.3% | -0.5% | -0.6% | -1.0% | -1.1% | -1.6% | -1.4% | -1.8% | -1.9% | -2.2% | -2.9% | -1.9% | -0.8% | -0.3% | 0.2% | 0.6% | 0.7% | 3.0% | | | | |





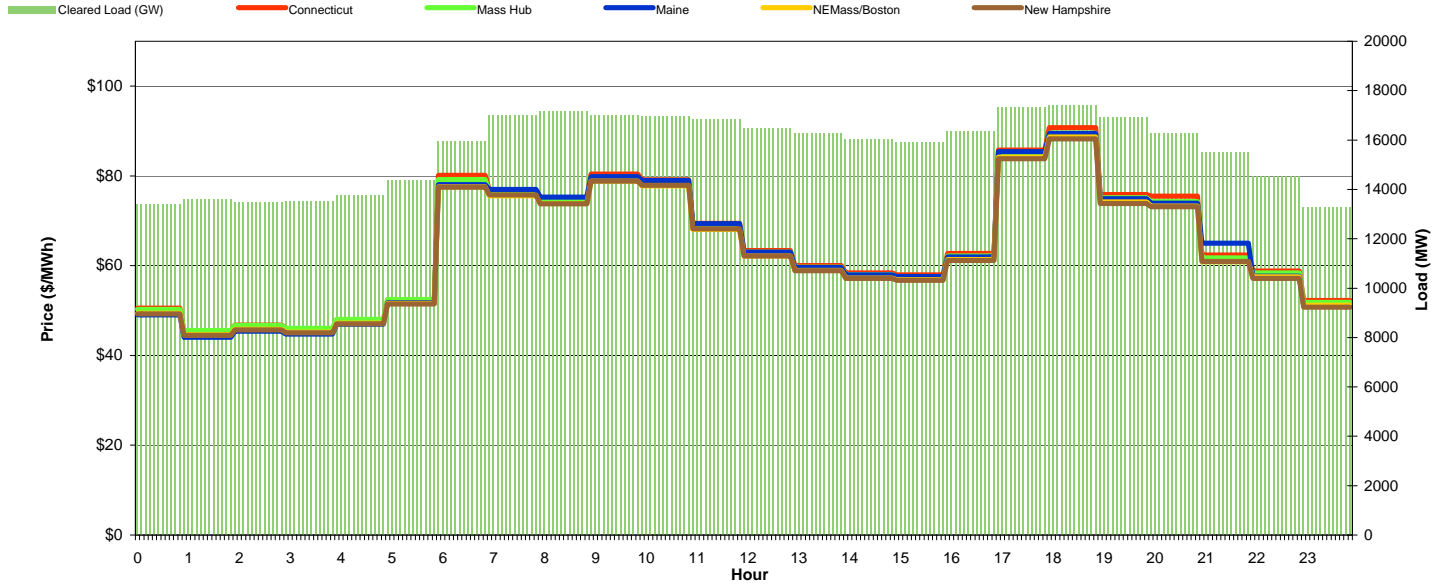
ISO-NE Daily Report

Friday February 04, 2011

| | | | |
|-------------------------|--------|--------|-------|
| Price | <=0 | >=100 | >=200 |
| Forecast Error % | 0-4.9% | 5-9.9% | >=10% |

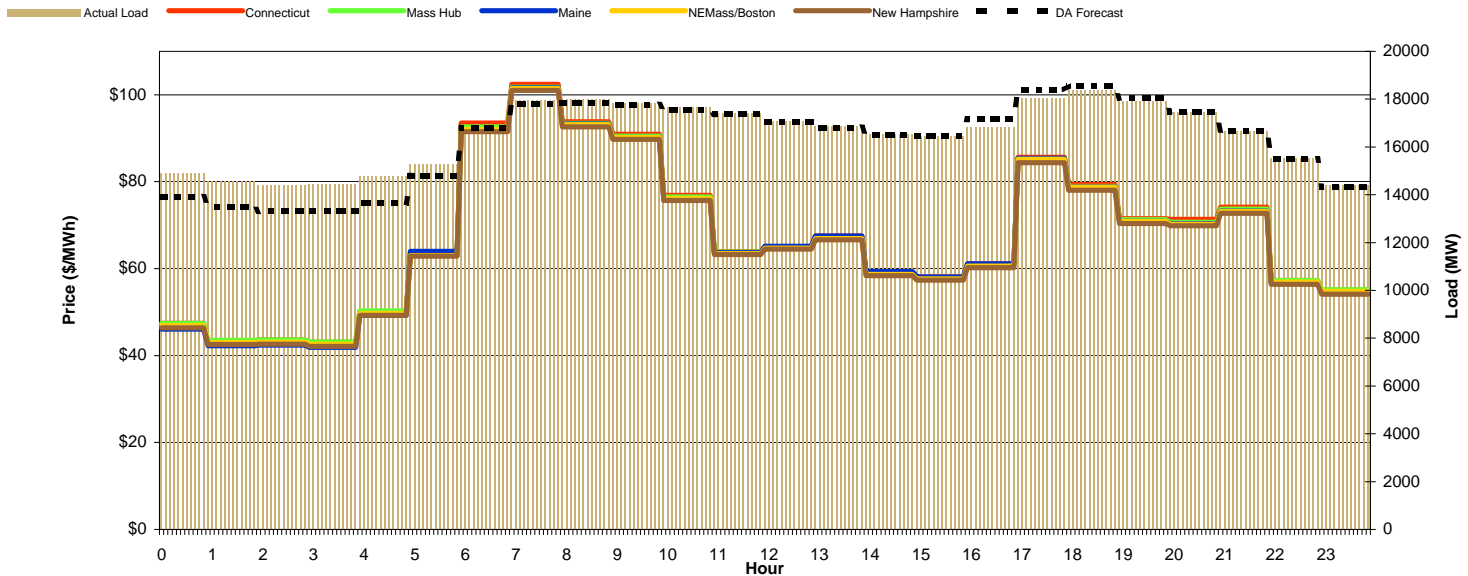
Day-Ahead Prices and Cleared Load

| Hour Ending: | 1 | 2 | 3 | 4 | 5 | 6 | 7 | 8 | 9 | 10 | 11 | 12 | 13 | 14 | 15 | 16 | 17 | 18 | 19 | 20 | 21 | 22 | 23 | 24 | Avg. Hr \$ | | | |
|--------------------------|-------|-------|-------|-------|-------|-------|-------|-------|-------|-------|-------|-------|-------|-------|-------|-------|-------|-------|-------|-------|-------|-------|-------|-------|------------|-------|------------|--------------|
| Connecticut | 50.58 | 45.42 | 46.74 | 45.98 | 47.86 | 52.42 | 80.15 | 76.88 | 75.06 | 80.38 | 79.14 | 69.44 | 63.36 | 60.00 | 58.38 | 57.95 | 62.76 | 85.79 | 90.74 | 75.84 | 75.47 | 62.40 | 58.78 | 52.25 | 64.74 | 70.77 | All | On Pk |
| NEMass/Boston | 49.39 | 44.64 | 45.83 | 45.18 | 47.18 | 51.59 | 77.59 | 75.56 | 73.86 | 78.82 | 77.79 | 68.10 | 62.16 | 58.97 | 57.28 | 56.88 | 61.40 | 84.19 | 88.68 | 74.22 | 73.30 | 60.90 | 57.52 | 51.16 | 63.42 | 69.35 | | |
| New Hampshire | 49.23 | 44.47 | 45.68 | 45.03 | 47.07 | 51.46 | 77.46 | 75.76 | 73.82 | 78.83 | 77.89 | 68.21 | 62.16 | 58.88 | 57.16 | 56.74 | 61.19 | 83.83 | 88.24 | 73.85 | 73.17 | 60.92 | 57.16 | 50.76 | 63.29 | 69.24 | | |
| Maine | 49.02 | 44.09 | 45.40 | 44.77 | 46.97 | 51.73 | 78.06 | 77.00 | 75.28 | 79.81 | 78.99 | 69.34 | 63.00 | 59.58 | 57.99 | 57.59 | 61.93 | 85.39 | 89.50 | 74.94 | 73.96 | 65.00 | 57.67 | 51.06 | 64.09 | 70.44 | | |
| Mass Hub | 50.27 | 45.52 | 46.71 | 46.07 | 48.02 | 52.45 | 79.22 | 76.58 | 74.84 | 79.78 | 78.79 | 68.98 | 63.03 | 59.69 | 58.00 | 57.50 | 62.19 | 85.01 | 89.52 | 75.14 | 74.30 | 61.75 | 58.37 | 51.82 | 64.31 | 70.22 | | |
| Cleared Load (GW) | 13.4 | 13.6 | 13.5 | 13.5 | 13.8 | 14.3 | 15.9 | 17.0 | 17.2 | 17.0 | 16.9 | 16.8 | 16.5 | 16.3 | 16.0 | 15.9 | 16.4 | 17.3 | 17.4 | 16.9 | 16.3 | 15.5 | 14.5 | 13.3 | | | | |



Preliminary Real-Time Prices with Forecasted and Actual System Load

| Hour Ending: | 1 | 2 | 3 | 4 | 5 | 6 | 7 | 8 | 9 | 10 | 11 | 12 | 13 | 14 | 15 | 16 | 17 | 18 | 19 | 20 | 21 | 22 | 23 | 24 | Avg. Hr \$ | | | |
|------------------------------|-------|-------|-------|-------|-------|-------|-------|--------|-------|-------|-------|-------|-------|-------|-------|-------|-------|-------|-------|-------|-------|-------|-------|-------|------------|-------|------------|--------------|
| Connecticut | 47.44 | 43.37 | 43.57 | 43.07 | 50.15 | 63.30 | 93.51 | 102.39 | 93.77 | 90.93 | 76.88 | 63.89 | 65.11 | 67.52 | 59.01 | 58.07 | 61.12 | 85.65 | 79.36 | 71.47 | 71.33 | 74.15 | 57.26 | 55.07 | 67.39 | 73.62 | All | On Pk |
| NEMass/Boston | 46.91 | 43.00 | 43.07 | 42.61 | 49.69 | 63.02 | 92.03 | 101.48 | 93.16 | 90.21 | 76.11 | 63.44 | 64.74 | 66.92 | 58.67 | 57.63 | 60.59 | 85.19 | 78.77 | 70.88 | 70.21 | 73.15 | 56.94 | 54.75 | 66.80 | 73.01 | | |
| New Hampshire | 46.39 | 42.54 | 42.62 | 42.15 | 49.28 | 62.89 | 91.50 | 101.04 | 92.59 | 89.76 | 75.70 | 63.21 | 64.47 | 66.65 | 58.41 | 57.34 | 60.25 | 84.36 | 78.08 | 70.42 | 69.84 | 72.74 | 56.40 | 54.14 | 66.37 | 72.58 | | |
| Maine | 46.08 | 42.26 | 42.40 | 41.86 | 49.29 | 63.96 | 91.65 | 101.57 | 93.25 | 90.19 | 75.78 | 63.72 | 65.17 | 67.50 | 59.34 | 58.11 | 61.10 | 85.44 | 78.86 | 70.87 | 70.38 | 73.29 | 56.79 | 54.51 | 66.81 | 73.21 | | |
| Mass Hub | 47.44 | 43.49 | 43.59 | 43.11 | 50.28 | 63.50 | 92.59 | 101.77 | 93.43 | 90.47 | 76.50 | 63.80 | 65.07 | 67.32 | 58.96 | 57.95 | 60.91 | 85.36 | 78.94 | 71.29 | 70.70 | 73.68 | 57.31 | 55.12 | 67.19 | 73.34 | | |
| DA Forecast Load (GW) | 13.92 | 13.49 | 13.30 | 13.31 | 13.67 | 14.81 | 16.81 | 17.79 | 17.83 | 17.76 | 17.57 | 17.36 | 17.04 | 16.82 | 16.49 | 16.46 | 17.18 | 18.39 | 18.55 | 18.05 | 17.48 | 16.66 | 15.50 | 14.33 | | | | |
| Forecast Error % | 7.0% | 8.0% | 8.3% | 8.6% | 8.2% | 3.3% | 0.8% | 1.0% | 0.9% | 0.5% | 0.6% | 0.3% | 0.3% | 0.2% | 0.5% | 0.0% | -2.0% | -1.9% | -1.0% | -0.6% | -0.2% | 0.0% | 0.4% | 0.6% | | | | |





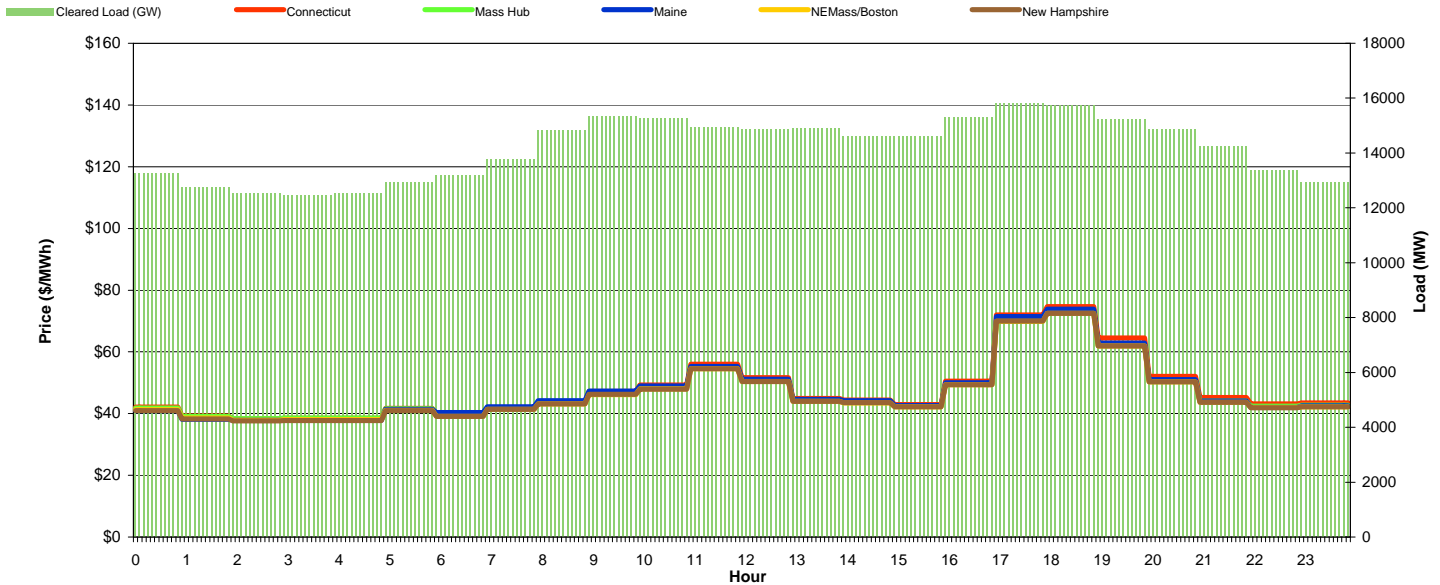
ISO-NE Daily Report

Saturday February 05, 2011

| Price | <=0 | >=100 | >=200 |
|------------------|--------|--------|-------|
| Forecast Error % | 0-4.9% | 5-9.9% | >=10% |

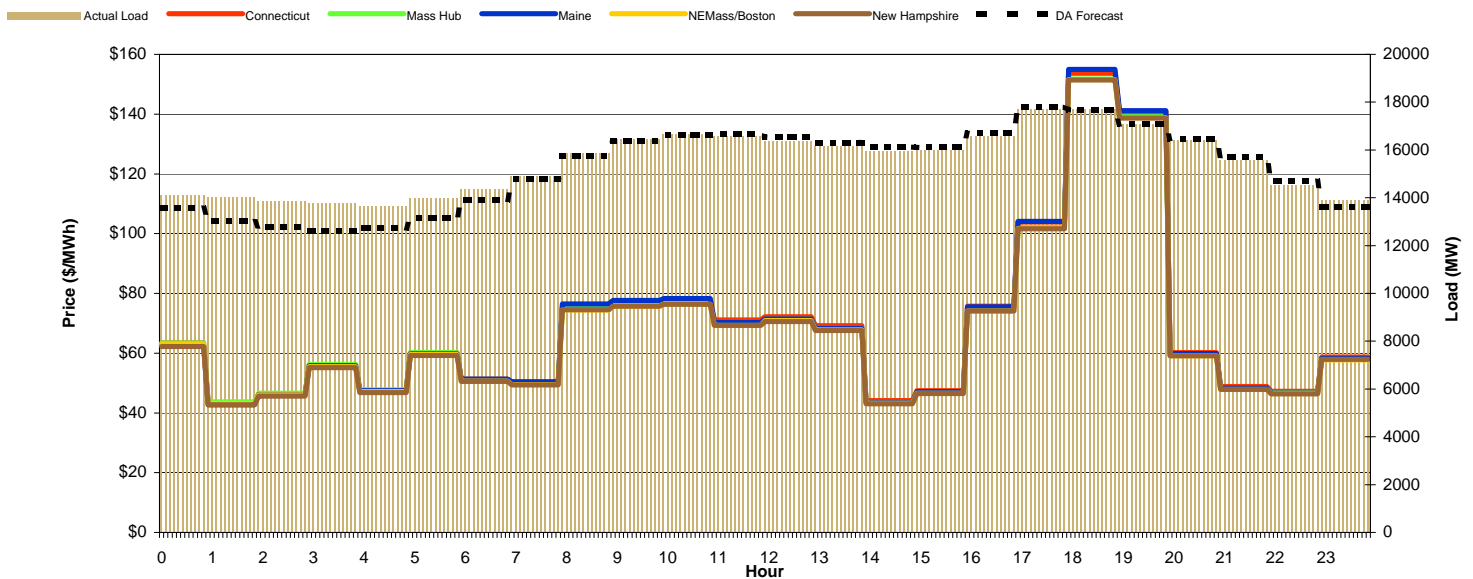
Day-Ahead Prices and Cleared Load

| Hour Ending: | 1 | 2 | 3 | 4 | 5 | 6 | 7 | 8 | 9 | 10 | 11 | 12 | 13 | 14 | 15 | 16 | 17 | 18 | 19 | 20 | 21 | 22 | 23 | 24 | Avg. Hr \$ | | | |
|-------------------|-------|-------|-------|-------|-------|-------|-------|-------|-------|-------|-------|-------|-------|-------|-------|-------|-------|-------|-------|-------|-------|-------|-------|-------|------------|-------|-----|-------|
| Connecticut | 42.06 | 39.18 | 38.27 | 38.52 | 38.46 | 41.72 | 39.58 | 41.74 | 43.40 | 47.16 | 49.21 | 56.01 | 51.67 | 44.87 | 44.35 | 42.96 | 50.49 | 72.01 | 74.68 | 64.51 | 52.04 | 45.19 | 43.10 | 43.45 | 47.69 | 51.46 | All | On Pk |
| NEMass/Boston | 41.25 | 38.58 | 37.81 | 38.03 | 38.01 | 41.10 | 39.14 | 41.35 | 43.11 | 46.17 | 47.98 | 54.54 | 50.37 | 43.93 | 43.45 | 42.22 | 49.32 | 69.92 | 72.50 | 61.90 | 50.32 | 43.68 | 42.01 | 42.24 | 46.62 | 50.17 | | |
| New Hampshire | 40.98 | 38.27 | 37.59 | 37.79 | 37.77 | 40.94 | 39.08 | 41.35 | 43.14 | 46.24 | 47.90 | 54.55 | 50.38 | 43.98 | 43.50 | 42.22 | 49.40 | 69.98 | 72.48 | 61.87 | 50.33 | 43.68 | 41.88 | 42.18 | 46.56 | 50.18 | | |
| Maine | 40.99 | 38.20 | 37.90 | 37.89 | 37.87 | 41.37 | 40.34 | 42.20 | 44.20 | 47.26 | 48.99 | 55.22 | 51.14 | 44.56 | 44.13 | 42.67 | 50.00 | 71.41 | 73.81 | 62.80 | 51.01 | 44.05 | 42.03 | 42.55 | 47.19 | 50.97 | | |
| Mass Hub | 41.78 | 39.13 | 38.38 | 38.59 | 38.54 | 41.61 | 39.60 | 41.81 | 43.42 | 46.57 | 48.36 | 54.89 | 50.70 | 44.30 | 43.73 | 42.46 | 49.71 | 70.12 | 72.77 | 62.16 | 50.66 | 44.04 | 42.41 | 42.70 | 47.02 | 50.51 | | |
| Cleared Load (GW) | 13.2 | 12.8 | 12.5 | 12.4 | 12.5 | 12.9 | 13.2 | 13.8 | 14.8 | 15.3 | 15.3 | 14.9 | 14.9 | 14.9 | 14.6 | 14.6 | 15.3 | 15.8 | 15.7 | 15.2 | 14.9 | 14.2 | 13.4 | 12.9 | | | | |



Preliminary Real-Time Prices with Forecasted and Actual System Load

| Hour Ending: | 1 | 2 | 3 | 4 | 5 | 6 | 7 | 8 | 9 | 10 | 11 | 12 | 13 | 14 | 15 | 16 | 17 | 18 | 19 | 20 | 21 | 22 | 23 | 24 | Avg. Hr \$ | | | |
|-----------------------|-------|-------|-------|-------|-------|-------|-------|-------|-------|-------|-------|-------|-------|-------|-------|-------|-------|--------|--------|--------|-------|-------|-------|-------|------------|-------|-----|-------|
| Connecticut | 63.39 | 43.46 | 46.30 | 56.11 | 47.59 | 60.15 | 51.27 | 49.94 | 75.35 | 76.99 | 78.12 | 71.07 | 72.23 | 69.13 | 44.10 | 47.41 | 75.73 | 103.90 | 153.67 | 140.90 | 60.15 | 48.87 | 47.27 | 58.70 | 68.41 | 75.93 | All | On Pk |
| NEMass/Boston | 62.83 | 43.12 | 46.01 | 55.46 | 47.12 | 59.50 | 50.69 | 49.44 | 74.44 | 75.61 | 76.41 | 69.30 | 70.86 | 67.80 | 43.24 | 46.62 | 74.16 | 101.79 | 151.55 | 138.84 | 59.10 | 47.92 | 46.50 | 57.74 | 67.34 | 74.60 | | |
| New Hampshire | 62.26 | 42.70 | 45.67 | 55.11 | 46.83 | 59.19 | 50.52 | 49.42 | 74.52 | 75.67 | 76.32 | 69.24 | 70.59 | 67.57 | 43.08 | 46.48 | 74.08 | 101.65 | 151.43 | 138.65 | 59.08 | 47.82 | 46.36 | 57.92 | 67.17 | 74.50 | | |
| Maine | 62.45 | 42.78 | 46.20 | 55.79 | 47.43 | 59.76 | 51.26 | 50.45 | 76.47 | 77.61 | 78.24 | 70.24 | 71.43 | 68.31 | 43.58 | 47.11 | 75.50 | 104.13 | 154.96 | 141.16 | 59.85 | 48.27 | 46.56 | 58.26 | 68.24 | 75.87 | | |
| Mass Hub | 63.43 | 43.67 | 46.60 | 56.25 | 47.63 | 60.14 | 51.18 | 49.89 | 75.05 | 76.27 | 77.11 | 69.97 | 71.37 | 68.35 | 43.56 | 46.93 | 74.60 | 102.06 | 151.74 | 139.09 | 59.36 | 48.18 | 46.74 | 58.12 | 67.80 | 75.02 | | |
| DA Forecast Load (GW) | 13.56 | 13.01 | 12.76 | 12.63 | 12.73 | 13.16 | 13.92 | 14.76 | 15.76 | 16.36 | 16.63 | 16.65 | 16.53 | 16.29 | 16.12 | 16.11 | 16.69 | 17.80 | 17.67 | 17.08 | 16.48 | 15.70 | 14.68 | 13.63 | | | | |
| Forecast Error % | 3.9% | 7.9% | 8.5% | 9.0% | 7.4% | 6.4% | 3.3% | 1.1% | 0.5% | 0.6% | 0.2% | -0.4% | -1.0% | -0.9% | -0.9% | -0.7% | -0.6% | -0.5% | 0.3% | 0.0% | -0.3% | -0.8% | -1.0% | 1.9% | | | | |





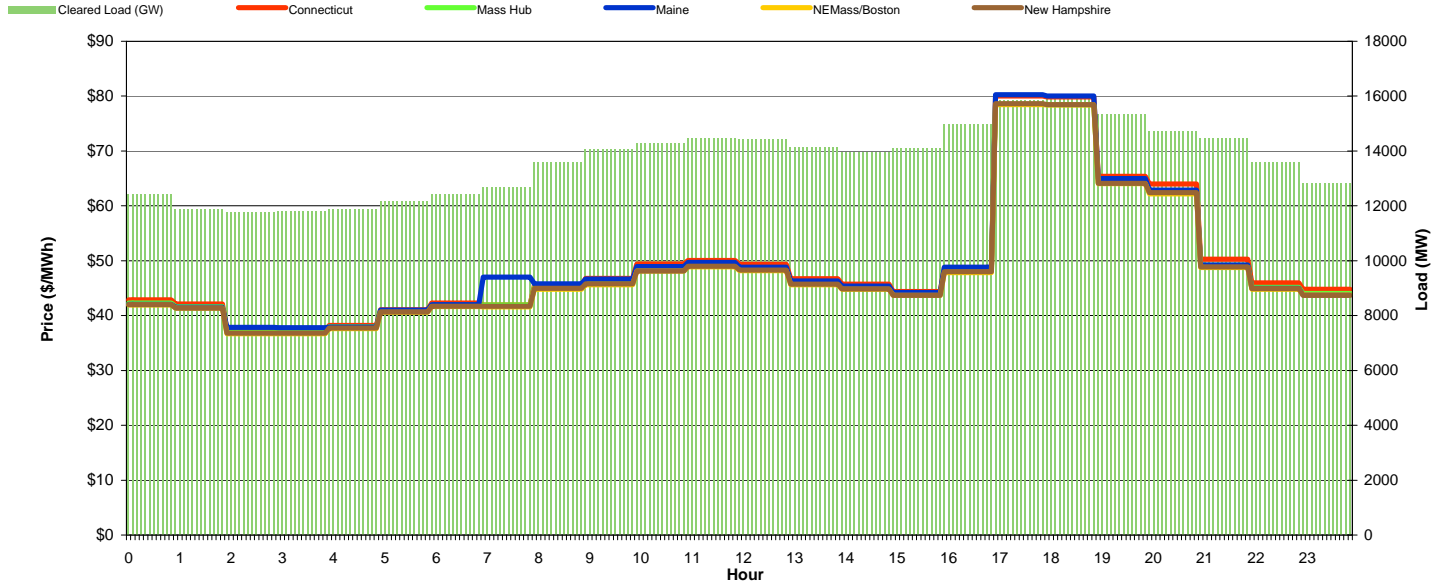
ISO-NE Daily Report

Sunday February 06, 2011

| | | | |
|-------------------------|--------|--------|-------|
| Price | <=0 | >=100 | >=200 |
| Forecast Error % | 0-4.9% | 5-9.9% | >=10% |

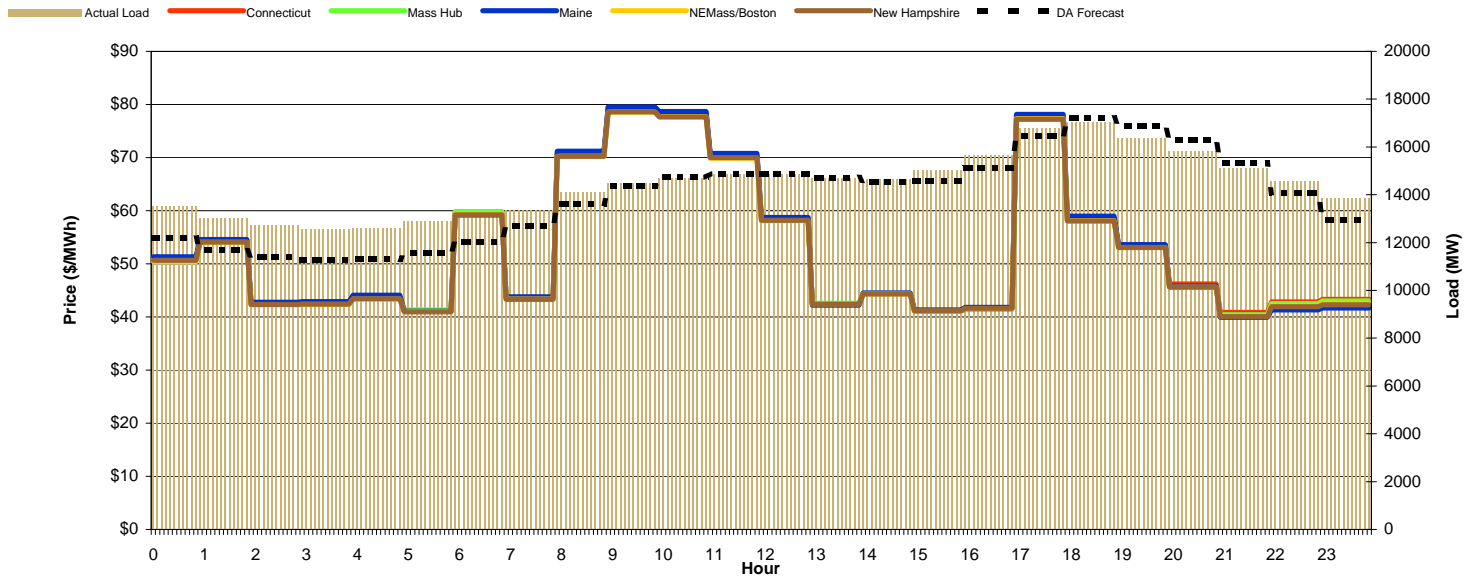
Day-Ahead Prices and Cleared Load

| Hour Ending: | 1 | 2 | 3 | 4 | 5 | 6 | 7 | 8 | 9 | 10 | 11 | 12 | 13 | 14 | 15 | 16 | 17 | 18 | 19 | 20 | 21 | 22 | 23 | 24 | Avg. Hr \$ | | | |
|--------------------------|-------|-------|-------|-------|-------|-------|-------|-------|-------|-------|-------|-------|-------|-------|-------|-------|-------|-------|-------|-------|-------|-------|-------|-------|------------|-------|------------|--------------|
| Connecticut | 42.87 | 42.12 | 37.31 | 37.30 | 38.23 | 41.05 | 42.28 | 41.94 | 45.55 | 46.77 | 49.40 | 50.07 | 49.35 | 46.73 | 45.75 | 44.41 | 48.76 | 80.00 | 79.88 | 65.37 | 64.00 | 50.26 | 45.95 | 44.81 | 49.17 | 53.39 | All | On Pk |
| NEMass/Boston | 41.96 | 41.36 | 36.69 | 36.69 | 37.64 | 40.61 | 41.62 | 41.56 | 44.78 | 45.61 | 48.11 | 48.86 | 48.18 | 45.62 | 44.79 | 43.70 | 47.83 | 78.46 | 78.39 | 64.03 | 62.17 | 48.74 | 44.77 | 43.73 | 48.16 | 52.23 | | |
| New Hampshire | 42.02 | 41.37 | 36.79 | 36.79 | 37.72 | 40.65 | 41.73 | 41.68 | 44.98 | 45.78 | 48.12 | 49.01 | 48.32 | 45.75 | 44.83 | 43.71 | 48.01 | 78.64 | 78.46 | 64.08 | 62.39 | 48.86 | 44.89 | 43.70 | 48.26 | 52.34 | | |
| Maine | 42.06 | 41.53 | 37.83 | 37.80 | 37.91 | 41.00 | 42.02 | 47.00 | 45.76 | 46.64 | 48.95 | 49.67 | 48.82 | 46.31 | 45.36 | 44.21 | 48.81 | 80.27 | 80.00 | 65.00 | 62.86 | 49.20 | 44.96 | 43.72 | 49.07 | 53.36 | | |
| Mass Hub | 42.30 | 41.65 | 37.00 | 37.00 | 37.96 | 40.90 | 41.95 | 41.91 | 45.21 | 46.04 | 48.55 | 49.30 | 48.61 | 46.03 | 45.11 | 43.98 | 48.23 | 78.53 | 78.45 | 64.20 | 62.47 | 49.19 | 45.12 | 44.06 | 48.49 | 52.56 | | |
| Cleared Load (GW) | 12.4 | 11.9 | 11.8 | 11.8 | 11.9 | 12.2 | 12.4 | 12.7 | 13.6 | 14.1 | 14.3 | 14.5 | 14.4 | 14.1 | 13.9 | 14.1 | 15.0 | 15.8 | 16.0 | 15.3 | 14.7 | 14.5 | 13.6 | 12.8 | | | | |



Preliminary Real-Time Prices with Forecasted and Actual System Load

| Hour Ending: | 1 | 2 | 3 | 4 | 5 | 6 | 7 | 8 | 9 | 10 | 11 | 12 | 13 | 14 | 15 | 16 | 17 | 18 | 19 | 20 | 21 | 22 | 23 | 24 | Avg. Hr \$ | | | |
|------------------------------|-------|-------|-------|-------|-------|-------|-------|-------|-------|-------|-------|-------|-------|-------|-------|-------|-------|-------|-------|-------|-------|-------|-------|-------|------------|-------|------------|--------------|
| Connecticut | 51.01 | 54.31 | 42.37 | 42.45 | 43.58 | 41.14 | 59.76 | 43.57 | 70.86 | 79.44 | 78.52 | 70.31 | 58.45 | 42.47 | 44.40 | 41.13 | 41.49 | 77.35 | 58.18 | 53.55 | 46.21 | 40.86 | 42.85 | 43.33 | 52.82 | 55.60 | All | On Pk |
| NEMass/Boston | 50.42 | 54.03 | 42.29 | 42.37 | 43.35 | 41.04 | 59.39 | 43.39 | 70.24 | 78.55 | 77.72 | 69.89 | 58.15 | 42.48 | 44.34 | 41.10 | 41.59 | 77.34 | 58.13 | 53.05 | 45.61 | 40.20 | 42.18 | 42.57 | 52.48 | 55.25 | | |
| New Hampshire | 50.68 | 54.10 | 42.33 | 42.39 | 43.43 | 40.94 | 59.21 | 43.34 | 70.23 | 78.59 | 77.65 | 70.00 | 58.18 | 42.38 | 44.36 | 41.17 | 41.63 | 77.23 | 58.10 | 53.05 | 45.59 | 40.04 | 41.90 | 42.26 | 52.45 | 55.22 | | |
| Maine | 51.30 | 54.58 | 42.78 | 42.91 | 44.09 | 41.10 | 59.22 | 43.79 | 71.20 | 79.54 | 78.66 | 70.79 | 58.75 | 42.22 | 44.50 | 41.35 | 41.83 | 78.13 | 58.95 | 53.62 | 45.86 | 39.95 | 41.34 | 41.68 | 52.84 | 55.66 | | |
| Mass Hub | 50.90 | 54.46 | 42.60 | 42.69 | 43.70 | 41.34 | 59.84 | 43.69 | 70.70 | 78.75 | 77.89 | 70.05 | 58.20 | 42.58 | 44.47 | 41.22 | 41.64 | 77.16 | 58.07 | 53.17 | 45.76 | 40.40 | 42.56 | 43.04 | 52.70 | 55.39 | | |
| DA Forecast Load (GW) | 12.18 | 11.68 | 11.38 | 11.26 | 11.30 | 11.57 | 12.03 | 12.69 | 13.63 | 14.36 | 14.73 | 14.88 | 14.87 | 14.71 | 14.54 | 14.57 | 15.12 | 16.48 | 17.20 | 16.89 | 16.31 | 15.32 | 14.08 | 12.94 | | | | |
| Forecast Error % | 11.1% | 11.7% | 11.8% | 11.7% | 11.7% | 11.4% | 9.8% | 5.3% | 3.7% | 0.9% | -0.1% | 0.1% | -0.1% | -0.1% | 0.7% | 3.0% | 3.5% | 1.9% | -0.8% | -3.1% | -3.1% | -1.4% | 3.5% | 7.2% | | | | |





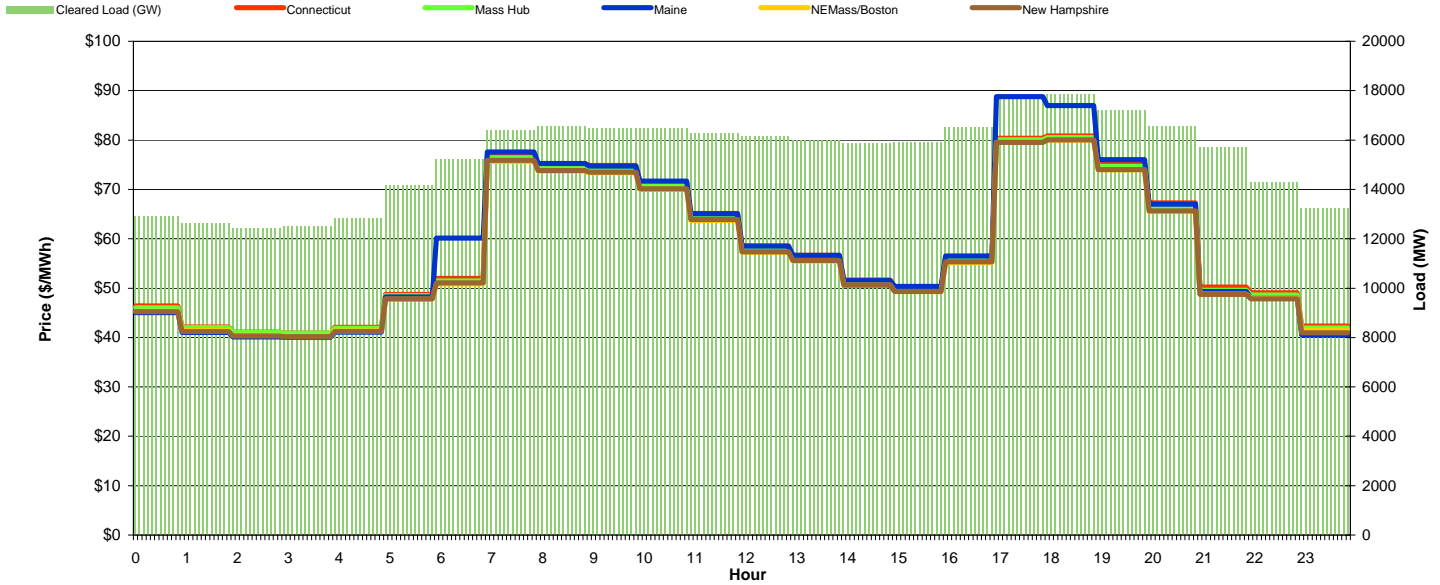
ISO-NE Daily Report

Monday February 07, 2011

| | | | |
|-------------------------|--------|--------|-------|
| Price | <=0 | >=100 | >=200 |
| Forecast Error % | 0-4.9% | 5-9.9% | >=10% |

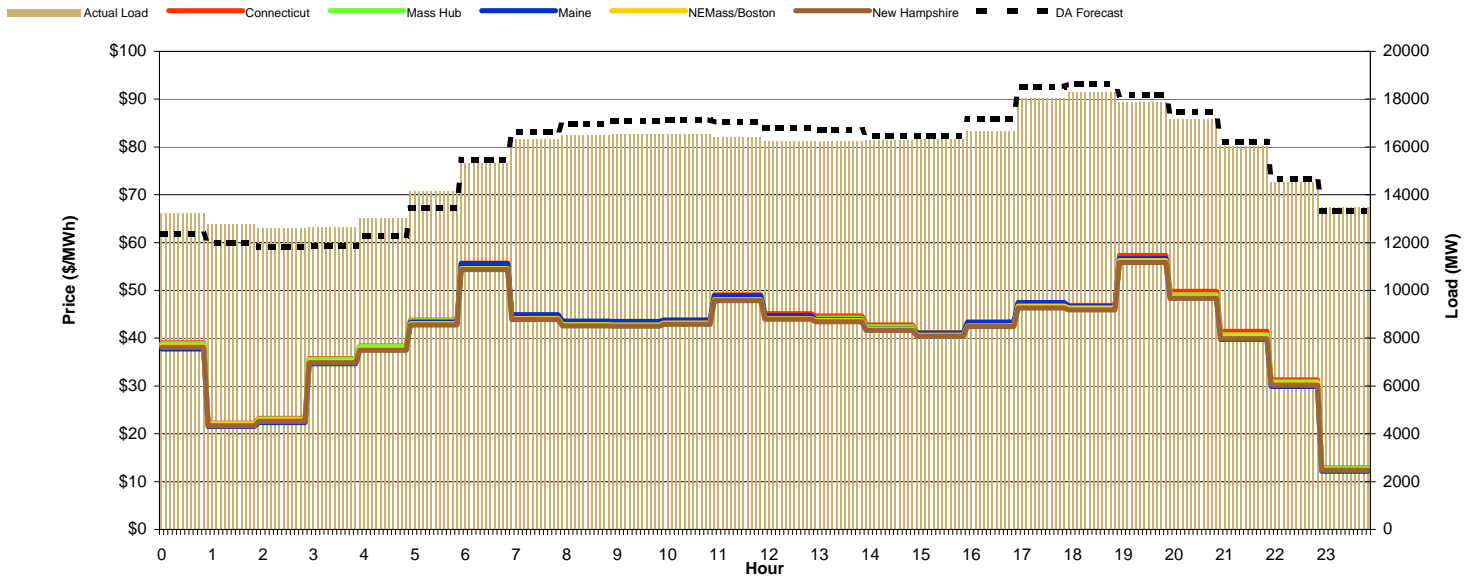
Day-Ahead Prices and Cleared Load

| Hour Ending: | 1 | 2 | 3 | 4 | 5 | 6 | 7 | 8 | 9 | 10 | 11 | 12 | 13 | 14 | 15 | 16 | 17 | 18 | 19 | 20 | 21 | 22 | 23 | 24 | Avg. Hr \$ | | | |
|--------------------------|-------|-------|-------|-------|-------|-------|-------|-------|-------|-------|-------|-------|-------|-------|-------|-------|-------|-------|-------|-------|-------|-------|-------|-------|------------|-------|------------|--------------|
| Connecticut | 46.43 | 42.11 | 41.09 | 40.92 | 42.05 | 48.75 | 52.00 | 76.82 | 75.24 | 74.83 | 71.40 | 65.15 | 58.55 | 56.63 | 51.66 | 50.16 | 56.11 | 80.38 | 80.82 | 75.10 | 67.26 | 50.24 | 49.08 | 42.35 | 58.13 | 64.96 | All | On Pk |
| NEMass/Boston | 45.32 | 41.40 | 40.46 | 40.29 | 41.35 | 47.77 | 50.90 | 75.60 | 73.78 | 73.37 | 70.00 | 63.70 | 57.30 | 55.48 | 50.60 | 49.30 | 55.15 | 79.52 | 80.00 | 73.94 | 65.52 | 48.83 | 48.05 | 41.46 | 57.05 | 63.76 | | |
| New Hampshire | 45.24 | 41.19 | 40.29 | 40.15 | 41.22 | 47.84 | 51.08 | 75.88 | 73.79 | 73.47 | 70.14 | 63.89 | 57.38 | 55.60 | 50.64 | 49.35 | 55.35 | 79.55 | 80.02 | 73.98 | 65.64 | 48.76 | 47.82 | 40.93 | 57.05 | 63.83 | | |
| Maine | 45.06 | 41.01 | 40.12 | 40.02 | 41.11 | 48.22 | 60.15 | 77.57 | 75.26 | 74.74 | 71.70 | 65.09 | 58.55 | 56.65 | 51.55 | 50.36 | 56.52 | 88.77 | 87.00 | 76.00 | 67.00 | 49.30 | 48.02 | 40.52 | 58.76 | 65.88 | | |
| Mass Hub | 46.00 | 42.02 | 41.04 | 40.87 | 41.89 | 48.45 | 51.48 | 76.43 | 74.68 | 74.24 | 70.83 | 64.48 | 58.01 | 56.07 | 51.20 | 49.79 | 55.58 | 80.06 | 80.48 | 74.63 | 66.31 | 49.55 | 48.60 | 41.93 | 57.69 | 64.43 | | |
| Cleared Load (GW) | 12.9 | 12.6 | 12.4 | 12.5 | 12.8 | 14.2 | 15.2 | 16.4 | 16.6 | 16.5 | 16.5 | 16.3 | 16.1 | 16.0 | 15.9 | 15.9 | 16.5 | 17.7 | 17.9 | 17.2 | 16.6 | 15.7 | 14.3 | 13.2 | | | | |



Preliminary Real-Time Prices with Forecasted and Actual System Load

| Hour Ending: | 1 | 2 | 3 | 4 | 5 | 6 | 7 | 8 | 9 | 10 | 11 | 12 | 13 | 14 | 15 | 16 | 17 | 18 | 19 | 20 | 21 | 22 | 23 | 24 | Avg. Hr \$ | | | |
|------------------------------|-------|-------|-------|-------|-------|-------|-------|-------|-------|-------|-------|-------|-------|-------|-------|-------|-------|-------|-------|-------|-------|-------|-------|-------|------------|-------|------------|--------------|
| Connecticut | 39.05 | 22.21 | 23.24 | 35.74 | 38.37 | 43.80 | 55.69 | 44.81 | 43.39 | 43.40 | 43.77 | 49.03 | 45.14 | 44.66 | 42.78 | 41.19 | 42.92 | 47.08 | 46.87 | 57.31 | 49.83 | 41.41 | 31.24 | 12.88 | 41.08 | 44.68 | All | On Pk |
| NEMass/Boston | 38.32 | 21.87 | 22.82 | 35.15 | 37.77 | 43.07 | 54.54 | 44.13 | 42.87 | 42.80 | 43.16 | 48.05 | 44.14 | 43.71 | 41.89 | 40.63 | 42.60 | 46.70 | 46.32 | 56.23 | 48.64 | 40.28 | 30.59 | 12.59 | 40.37 | 43.92 | | |
| New Hampshire | 38.06 | 21.69 | 22.62 | 34.87 | 37.50 | 42.78 | 54.32 | 43.89 | 42.57 | 42.53 | 42.92 | 47.88 | 43.95 | 43.46 | 41.65 | 40.43 | 42.42 | 46.33 | 45.92 | 55.84 | 48.30 | 39.89 | 30.17 | 12.39 | 40.10 | 43.63 | | |
| Maine | 37.76 | 21.52 | 22.38 | 34.65 | 37.59 | 43.38 | 55.62 | 44.88 | 43.57 | 43.49 | 43.79 | 48.86 | 44.70 | 43.92 | 41.98 | 41.03 | 43.35 | 47.47 | 46.65 | 56.71 | 48.61 | 39.76 | 29.94 | 12.21 | 40.58 | 44.29 | | |
| Mass Hub | 38.80 | 22.13 | 23.11 | 35.60 | 38.26 | 43.65 | 55.14 | 44.48 | 43.20 | 43.15 | 43.50 | 48.49 | 44.59 | 44.17 | 42.35 | 41.02 | 42.90 | 46.83 | 46.48 | 56.51 | 49.04 | 40.72 | 30.87 | 12.71 | 40.74 | 44.27 | | |
| DA Forecast Load (GW) | 12.34 | 11.97 | 11.82 | 11.88 | 12.29 | 13.44 | 15.47 | 16.64 | 16.97 | 17.07 | 17.13 | 17.04 | 16.82 | 16.69 | 16.47 | 16.46 | 17.18 | 18.53 | 18.64 | 18.19 | 17.46 | 16.22 | 14.67 | 13.33 | | | | |
| Forecast Error % | 7.3% | 6.9% | 6.8% | 6.4% | 5.9% | 5.2% | -0.8% | -1.9% | -2.8% | -3.1% | -3.5% | -3.7% | -3.5% | -2.5% | -1.2% | -0.8% | -2.9% | -2.7% | -1.8% | -1.7% | -1.7% | -1.2% | -0.8% | 1.0% | | | | |





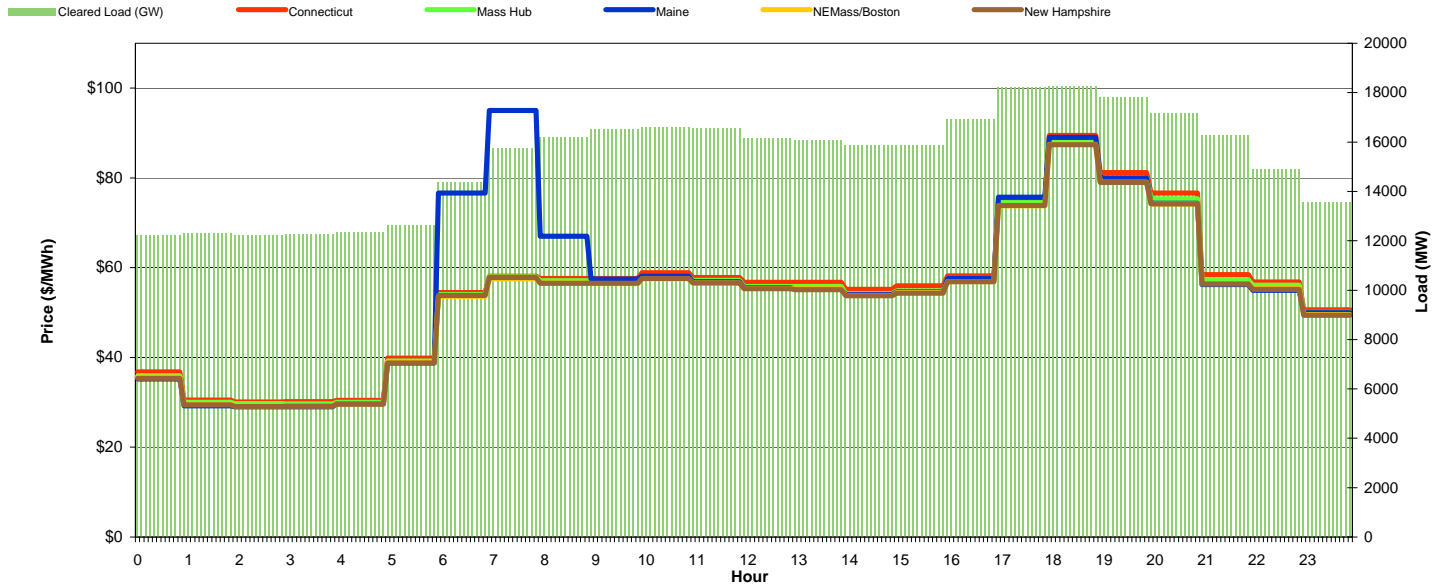
ISO-NE Daily Report

Tuesday February 08, 2011

| | | | |
|-------------------------|--------|--------|-------|
| Price | <=0 | >=100 | >=200 |
| Forecast Error % | 0-4.9% | 5-9.9% | >=10% |

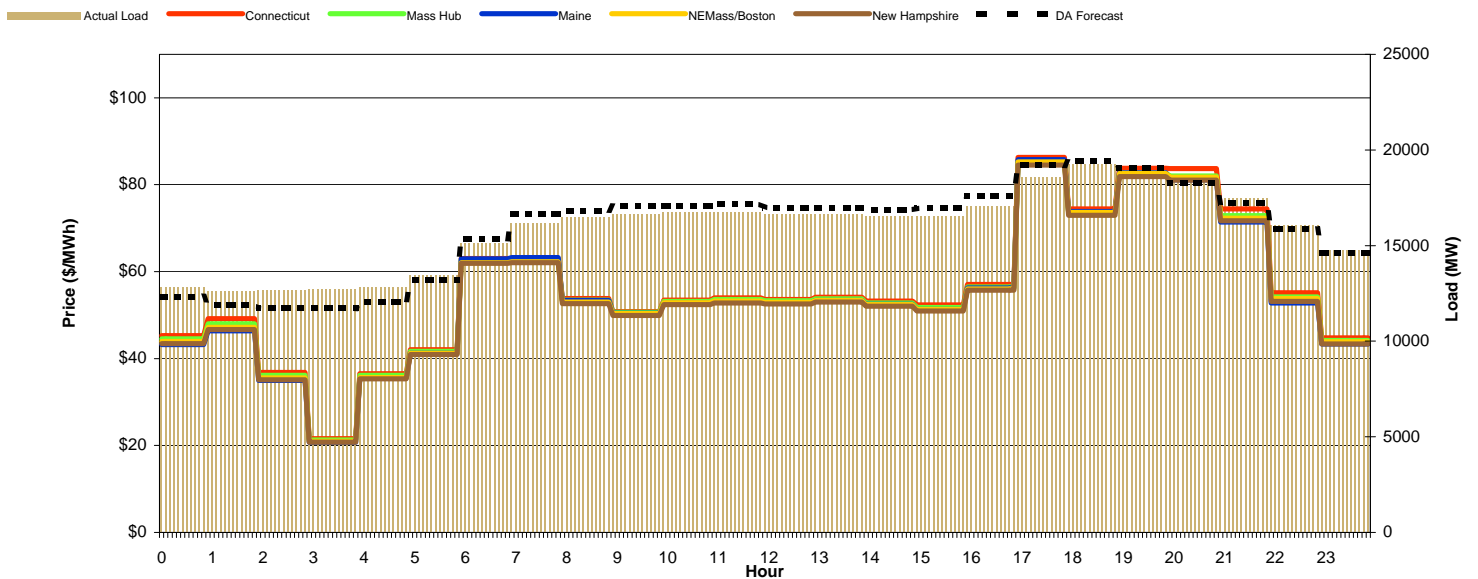
Day-Ahead Prices and Cleared Load

| Hour Ending: | 1 | 2 | 3 | 4 | 5 | 6 | 7 | 8 | 9 | 10 | 11 | 12 | 13 | 14 | 15 | 16 | 17 | 18 | 19 | 20 | 21 | 22 | 23 | 24 | Avg. Hr \$ | | | |
|--------------------------|-------|-------|-------|-------|-------|-------|-------|-------|-------|-------|-------|-------|-------|-------|-------|-------|-------|-------|-------|-------|-------|-------|-------|-------|------------|-------|-----|-------|
| Connecticut | 36.78 | 30.53 | 30.10 | 30.12 | 30.46 | 39.88 | 54.48 | 58.11 | 57.63 | 57.61 | 58.88 | 57.85 | 56.76 | 56.76 | 55.19 | 55.94 | 58.16 | 75.03 | 89.49 | 81.21 | 76.66 | 58.49 | 56.79 | 50.63 | 54.73 | 63.16 | All | On Pk |
| NEMass/Boston | 35.61 | 29.58 | 29.25 | 29.25 | 29.66 | 38.96 | 53.63 | 57.52 | 56.57 | 56.47 | 57.55 | 56.59 | 55.39 | 55.31 | 53.82 | 54.43 | 56.88 | 73.79 | 87.48 | 79.05 | 74.22 | 56.44 | 55.37 | 49.53 | 53.43 | 61.68 | | |
| New Hampshire | 35.39 | 29.44 | 29.12 | 29.14 | 29.59 | 38.78 | 53.82 | 57.80 | 56.54 | 56.53 | 57.59 | 56.59 | 55.29 | 55.13 | 53.73 | 54.31 | 56.90 | 73.89 | 87.39 | 79.02 | 74.22 | 56.38 | 55.20 | 49.41 | 53.38 | 61.66 | | |
| Maine | 35.19 | 29.26 | 29.01 | 29.01 | 29.72 | 38.79 | 76.61 | 95.00 | 67.02 | 57.48 | 58.14 | 56.92 | 55.51 | 55.23 | 54.07 | 54.64 | 57.57 | 75.74 | 89.06 | 80.02 | 74.34 | 56.24 | 55.00 | 50.00 | 56.65 | 65.12 | | |
| Mass Hub | 35.96 | 30.00 | 29.72 | 29.69 | 30.00 | 39.21 | 54.07 | 57.94 | 57.12 | 57.03 | 58.17 | 57.19 | 55.80 | 55.79 | 54.23 | 54.82 | 57.62 | 74.50 | 88.40 | 80.00 | 75.37 | 57.31 | 56.10 | 50.06 | 54.00 | 62.34 | | |
| Cleared Load (GW) | 12.2 | 12.3 | 12.2 | 12.3 | 12.3 | 12.6 | 14.4 | 15.8 | 16.2 | 16.5 | 16.6 | 16.6 | 16.1 | 16.0 | 15.9 | 15.9 | 16.9 | 18.2 | 18.3 | 17.8 | 17.2 | 16.3 | 14.9 | 13.6 | | | | |



Preliminary Real-Time Prices with Forecasted and Actual System Load

| Hour Ending: | 1 | 2 | 3 | 4 | 5 | 6 | 7 | 8 | 9 | 10 | 11 | 12 | 13 | 14 | 15 | 16 | 17 | 18 | 19 | 20 | 21 | 22 | 23 | 24 | Avg. Hr \$ | | | |
|------------------------------|-------|-------|-------|-------|-------|-------|-------|-------|-------|-------|-------|-------|-------|-------|-------|-------|-------|-------|-------|-------|-------|-------|-------|-------|------------|-------|-----|-------|
| Connecticut | 45.26 | 49.16 | 36.80 | 21.57 | 36.52 | 42.02 | 63.02 | 63.06 | 53.83 | 50.81 | 53.49 | 53.95 | 53.62 | 54.12 | 53.23 | 52.32 | 57.05 | 86.30 | 74.43 | 83.81 | 83.72 | 74.44 | 55.14 | 44.75 | 55.93 | 62.71 | All | On Pk |
| NEMass/Boston | 43.98 | 47.18 | 35.53 | 20.99 | 35.67 | 41.25 | 62.09 | 62.29 | 53.04 | 50.33 | 52.85 | 53.23 | 52.95 | 53.39 | 52.39 | 51.32 | 56.05 | 85.28 | 73.60 | 82.61 | 81.74 | 72.30 | 53.80 | 43.88 | 54.91 | 61.70 | | |
| New Hampshire | 43.45 | 46.65 | 35.15 | 20.78 | 35.33 | 40.96 | 61.90 | 62.09 | 52.63 | 49.89 | 52.41 | 52.79 | 52.54 | 53.01 | 52.04 | 50.96 | 55.71 | 84.53 | 72.94 | 81.90 | 81.08 | 71.72 | 53.16 | 43.35 | 54.46 | 61.21 | | |
| Maine | 43.19 | 46.40 | 34.99 | 20.74 | 35.53 | 41.22 | 62.97 | 63.22 | 53.39 | 50.41 | 52.81 | 53.00 | 52.85 | 53.38 | 52.51 | 51.31 | 56.23 | 85.77 | 73.86 | 82.75 | 81.15 | 71.42 | 52.81 | 43.40 | 54.80 | 61.68 | | |
| Mass Hub | 44.52 | 47.99 | 36.14 | 21.31 | 36.16 | 41.65 | 62.65 | 62.72 | 53.44 | 50.62 | 53.19 | 53.60 | 53.32 | 53.78 | 52.77 | 51.73 | 56.47 | 85.41 | 73.60 | 82.72 | 82.05 | 72.87 | 54.22 | 44.15 | 55.30 | 62.03 | | |
| DA Forecast Load (GW) | 12.34 | 11.89 | 11.71 | 11.71 | 12.05 | 13.22 | 15.35 | 16.63 | 16.83 | 17.06 | 17.09 | 17.15 | 16.99 | 16.99 | 16.86 | 16.95 | 17.58 | 19.20 | 19.42 | 19.04 | 18.28 | 17.26 | 15.86 | 14.59 | | | | |
| Forecast Error % | 4.1% | 5.9% | 8.2% | 8.8% | 6.3% | 1.9% | -1.3% | -2.7% | -1.9% | -2.5% | -2.1% | -2.3% | -1.9% | -2.1% | -2.0% | -2.3% | -2.8% | -3.2% | -0.9% | -0.1% | 1.2% | 1.4% | 1.2% | 1.0% | | | | |





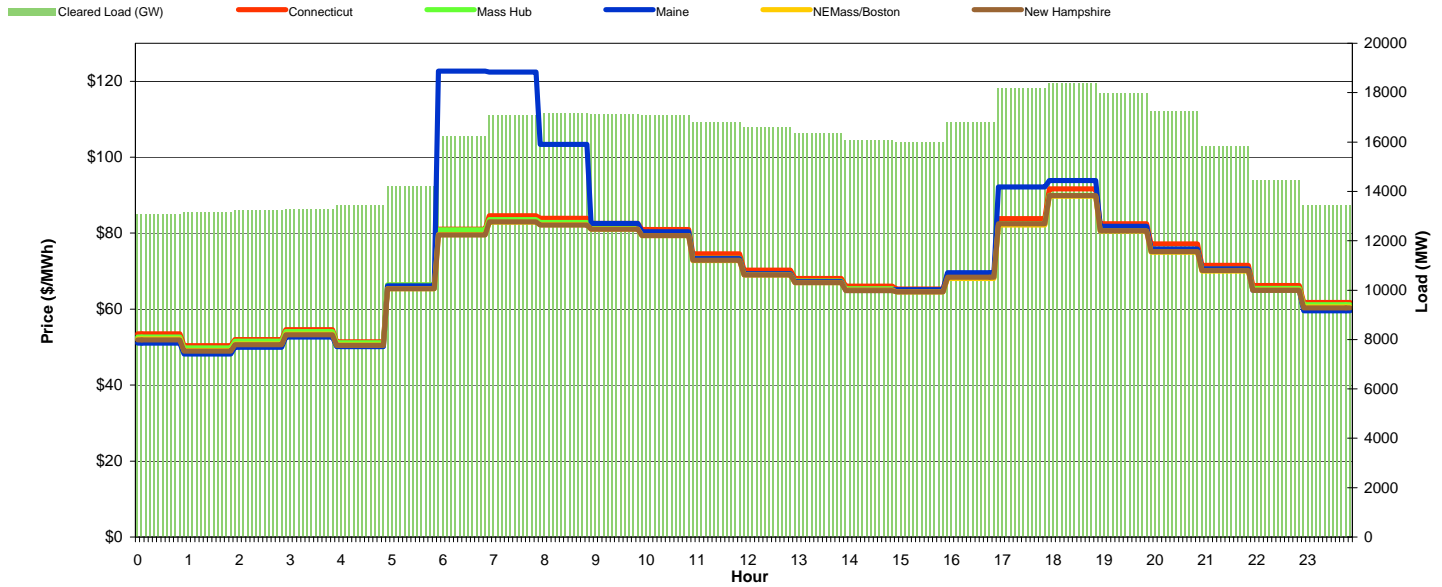
ISO-NE Daily Report

Wednesday February 09, 2011

| | | | |
|-------------------------|--------|--------|-------|
| Price | <=0 | >=100 | >=200 |
| Forecast Error % | 0-4.9% | 5-9.9% | >=10% |

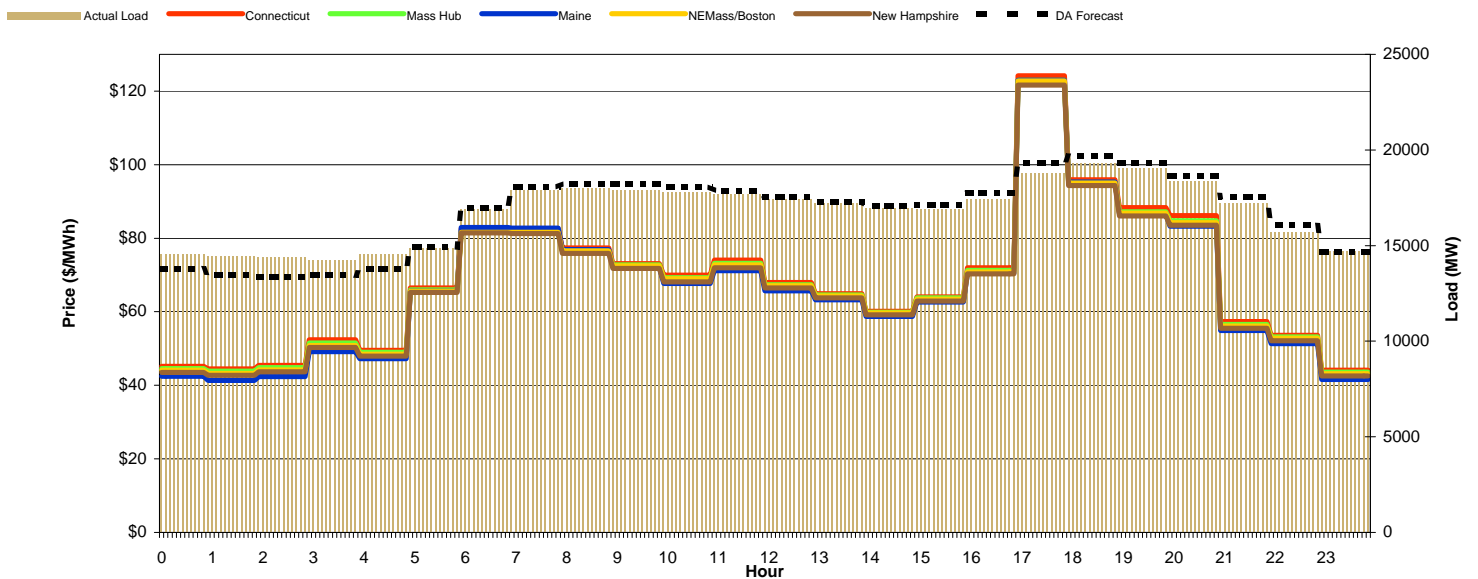
Day-Ahead Prices and Cleared Load

| Hour Ending: | 1 | 2 | 3 | 4 | 5 | 6 | 7 | 8 | 9 | 10 | 11 | 12 | 13 | 14 | 15 | 16 | 17 | 18 | 19 | 20 | 21 | 22 | 23 | 24 | Avg. Hr \$ | | | |
|--------------------------|-------|-------|-------|-------|-------|-------|--------|--------|--------|-------|-------|-------|-------|-------|-------|-------|-------|-------|-------|-------|-------|-------|-------|-------|------------|-------|-------|-------|
| Connecticut | 53.53 | 50.41 | 52.01 | 54.56 | 51.43 | 66.28 | 81.05 | 84.62 | 83.94 | 82.57 | 81.00 | 74.56 | 70.24 | 68.11 | 66.09 | 65.29 | 69.26 | 83.82 | 91.64 | 82.48 | 77.19 | 71.50 | 66.22 | 61.73 | 70.40 | 76.16 | All | On Pk |
| NEMass/Boston | 52.12 | 49.14 | 50.81 | 53.38 | 50.55 | 65.34 | 79.59 | 82.88 | 82.20 | 81.04 | 79.38 | 72.79 | 68.97 | 66.97 | 65.02 | 64.53 | 68.11 | 82.18 | 89.71 | 80.51 | 75.00 | 70.01 | 65.04 | 60.56 | 68.99 | 74.65 | 68.40 | 76.16 |
| New Hampshire | 51.89 | 48.94 | 50.67 | 53.24 | 50.44 | 65.34 | 79.57 | 82.96 | 82.11 | 81.06 | 79.38 | 72.89 | 68.96 | 66.94 | 64.90 | 64.53 | 68.41 | 82.45 | 89.90 | 80.62 | 75.19 | 70.22 | 64.97 | 60.30 | 69.00 | 74.72 | 68.40 | 76.16 |
| Maine | 51.09 | 48.15 | 49.92 | 52.64 | 50.12 | 66.14 | 122.63 | 122.41 | 103.41 | 82.54 | 80.36 | 73.33 | 69.35 | 67.26 | 65.07 | 65.13 | 69.61 | 92.13 | 93.86 | 81.82 | 75.83 | 70.62 | 64.94 | 59.55 | 74.08 | 79.85 | 68.40 | 76.16 |
| Mass Hub | 52.68 | 49.79 | 51.52 | 54.09 | 51.14 | 66.37 | 80.88 | 83.56 | 82.85 | 81.78 | 80.15 | 73.37 | 69.38 | 67.42 | 65.41 | 64.79 | 68.51 | 82.47 | 90.00 | 80.98 | 75.78 | 70.49 | 65.43 | 61.16 | 69.58 | 75.15 | 68.40 | 76.16 |
| Cleared Load (GW) | 13.1 | 13.1 | 13.2 | 13.3 | 13.4 | 14.2 | 16.2 | 17.1 | 17.2 | 17.1 | 17.1 | 16.8 | 16.6 | 16.3 | 16.1 | 16.0 | 16.8 | 18.2 | 18.4 | 18.0 | 17.2 | 15.8 | 14.4 | 13.4 | | | | |



Preliminary Real-Time Prices with Forecasted and Actual System Load

| Hour Ending: | 1 | 2 | 3 | 4 | 5 | 6 | 7 | 8 | 9 | 10 | 11 | 12 | 13 | 14 | 15 | 16 | 17 | 18 | 19 | 20 | 21 | 22 | 23 | 24 | Avg. Hr \$ | | | |
|------------------------------|-------|-------|-------|-------|-------|-------|-------|-------|-------|-------|-------|-------|-------|-------|-------|-------|-------|--------|-------|-------|-------|-------|-------|-------|------------|-------|-------|-------|
| Connecticut | 45.19 | 44.47 | 45.46 | 52.35 | 49.49 | 66.50 | 82.57 | 82.59 | 77.35 | 73.09 | 69.97 | 74.04 | 67.92 | 64.93 | 60.09 | 64.03 | 71.93 | 124.20 | 95.90 | 88.30 | 86.14 | 57.33 | 53.64 | 44.13 | 68.40 | 75.72 | All | On Pk |
| NEMass/Boston | 44.10 | 43.27 | 44.23 | 50.86 | 48.43 | 65.58 | 81.60 | 81.58 | 76.58 | 72.50 | 68.99 | 72.78 | 67.07 | 64.33 | 59.65 | 63.44 | 70.83 | 122.76 | 95.04 | 86.84 | 84.24 | 56.11 | 52.82 | 43.17 | 67.37 | 74.72 | 67.37 | 74.72 |
| New Hampshire | 43.47 | 42.70 | 43.67 | 50.30 | 47.97 | 65.22 | 81.41 | 81.24 | 75.86 | 71.76 | 68.11 | 71.97 | 66.44 | 63.78 | 59.17 | 62.93 | 70.34 | 121.63 | 94.32 | 86.09 | 83.54 | 55.53 | 52.13 | 42.54 | 66.76 | 74.05 | 66.76 | 74.05 |
| Maine | 42.50 | 41.37 | 42.41 | 49.16 | 47.21 | 65.59 | 82.89 | 82.79 | 76.94 | 72.24 | 67.69 | 71.17 | 65.72 | 63.25 | 58.76 | 62.61 | 70.56 | 122.92 | 95.32 | 86.69 | 83.29 | 54.92 | 51.38 | 41.58 | 66.62 | 74.14 | 66.62 | 74.14 |
| Mass Hub | 44.55 | 43.82 | 44.81 | 51.51 | 48.96 | 65.94 | 81.88 | 81.63 | 76.60 | 72.76 | 69.28 | 73.14 | 67.39 | 64.60 | 59.86 | 63.76 | 71.25 | 122.95 | 95.23 | 87.15 | 84.72 | 56.60 | 53.20 | 43.62 | 67.72 | 75.01 | 67.72 | 75.01 |
| DA Forecast Load (GW) | 13.77 | 13.46 | 13.35 | 13.45 | 13.78 | 14.91 | 16.98 | 18.07 | 18.24 | 18.20 | 18.05 | 17.87 | 17.53 | 17.29 | 17.09 | 17.13 | 17.75 | 19.30 | 19.67 | 19.35 | 18.66 | 17.56 | 16.08 | 14.68 | | | | |
| Forecast Error % | 5.9% | 7.3% | 7.8% | 5.7% | 5.7% | -0.2% | -0.4% | -0.8% | -1.4% | -1.6% | -1.4% | -1.0% | -0.5% | -0.3% | -0.7% | -1.3% | -1.8% | -2.6% | -1.7% | -1.6% | -1.6% | -1.8% | -2.1% | 0.3% | | | | |





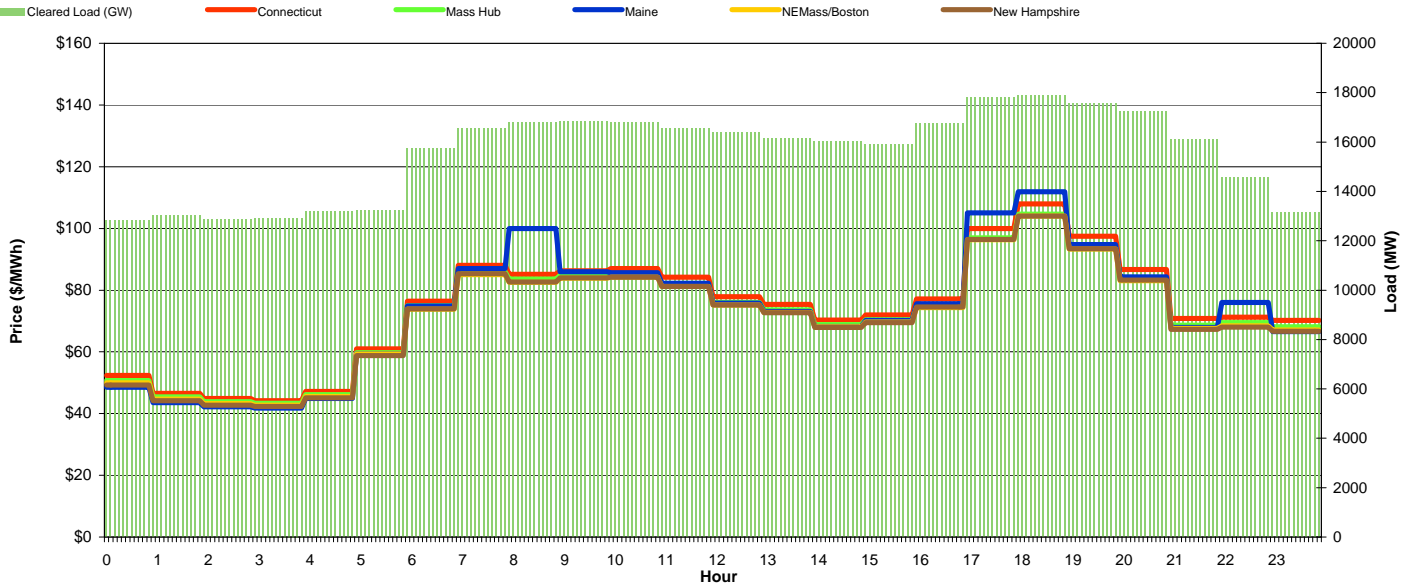
ISO-NE Daily Report

Thursday February 10, 2011

| | | | |
|-------------------------|--------|--------|-------|
| Price | <=0 | >=100 | >=200 |
| Forecast Error % | 0-4.9% | 5-9.9% | >=10% |

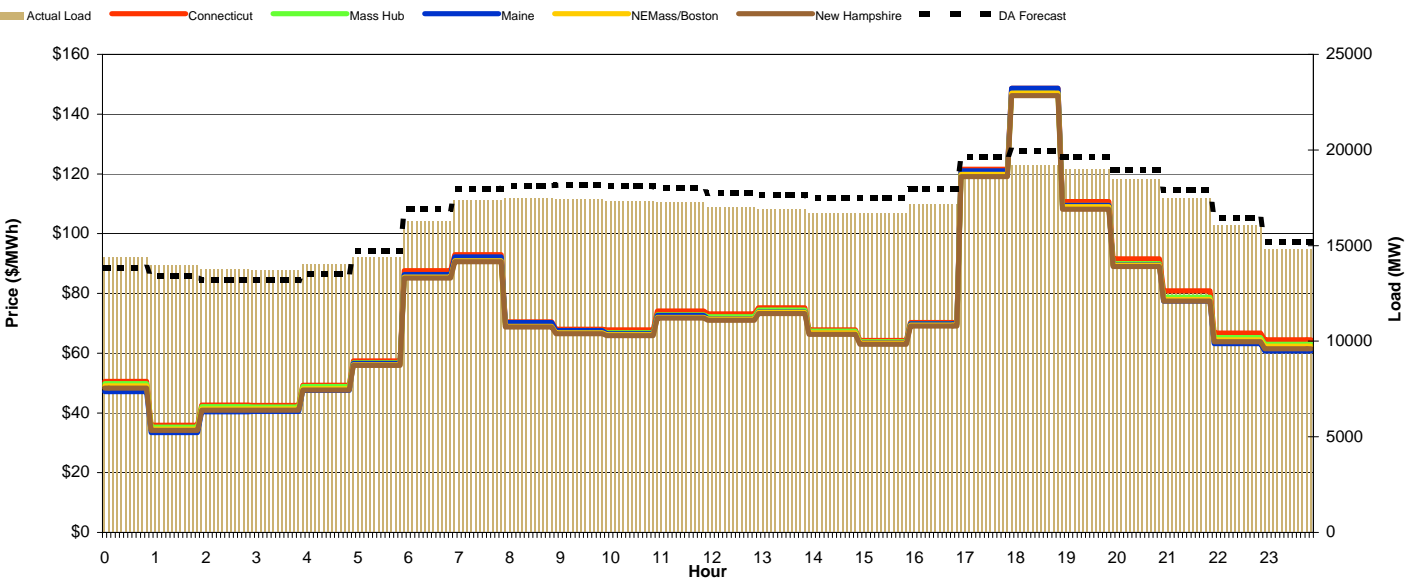
Day-Ahead Prices and Cleared Load

| Hour Ending: | 1 | 2 | 3 | 4 | 5 | 6 | 7 | 8 | 9 | 10 | 11 | 12 | 13 | 14 | 15 | 16 | 17 | 18 | 19 | 20 | 21 | 22 | 23 | 24 | Avg. Hr \$ | | | |
|--------------------------|-------|-------|-------|-------|-------|-------|-------|-------|--------|-------|-------|-------|-------|-------|-------|-------|-------|--------|--------|-------|-------|-------|-------|-------|------------|-------|-------|-------|
| Connecticut | 52.34 | 46.58 | 44.85 | 44.17 | 47.13 | 60.94 | 76.44 | 88.07 | 85.15 | 86.26 | 87.01 | 84.15 | 77.90 | 75.43 | 70.32 | 71.96 | 77.14 | 99.91 | 107.98 | 97.43 | 86.64 | 70.87 | 71.26 | 70.20 | 74.17 | 83.59 | All | On Pk |
| NEMass/Boston | 49.98 | 44.69 | 43.21 | 42.71 | 45.50 | 59.28 | 73.83 | 84.99 | 82.55 | 83.86 | 84.20 | 81.17 | 75.14 | 72.79 | 68.13 | 69.67 | 74.30 | 96.28 | 104.00 | 93.36 | 83.10 | 67.58 | 68.47 | 67.14 | 71.50 | 80.60 | 73.93 | 84.00 |
| New Hampshire | 49.26 | 44.22 | 42.74 | 42.26 | 45.15 | 58.78 | 73.90 | 85.36 | 82.60 | 84.03 | 84.17 | 81.22 | 75.18 | 72.70 | 67.87 | 69.49 | 74.54 | 96.40 | 104.05 | 93.42 | 83.30 | 67.25 | 68.00 | 66.64 | 71.36 | 80.60 | 71.83 | 81.86 |
| Maine | 48.57 | 43.56 | 42.19 | 41.84 | 44.94 | 59.35 | 74.90 | 87.00 | 100.00 | 85.98 | 85.62 | 82.22 | 75.85 | 73.09 | 68.25 | 70.23 | 75.64 | 105.00 | 111.93 | 94.80 | 84.27 | 67.94 | 76.00 | 66.58 | 73.57 | 83.99 | 72.35 | 82.74 |
| Mass Hub | 50.72 | 45.41 | 43.90 | 43.38 | 46.14 | 59.72 | 75.00 | 86.00 | 83.62 | 84.86 | 85.08 | 82.00 | 76.00 | 73.65 | 68.82 | 70.38 | 75.25 | 97.00 | 104.63 | 94.26 | 84.08 | 68.61 | 69.52 | 68.15 | 72.34 | 81.49 | 72.94 | 82.92 |
| Cleared Load (GW) | 12.8 | 13.0 | 12.8 | 12.9 | 13.2 | 13.2 | 15.7 | 16.6 | 16.8 | 16.8 | 16.8 | 16.6 | 16.4 | 16.2 | 16.0 | 15.9 | 16.7 | 17.8 | 17.9 | 17.6 | 17.2 | 16.1 | 14.6 | 13.2 | | | | |



Preliminary Real-Time Prices with Forecasted and Actual System Load

| Hour Ending: | 1 | 2 | 3 | 4 | 5 | 6 | 7 | 8 | 9 | 10 | 11 | 12 | 13 | 14 | 15 | 16 | 17 | 18 | 19 | 20 | 21 | 22 | 23 | 24 | Avg. Hr \$ | | | |
|------------------------------|-------|-------|-------|-------|-------|-------|-------|-------|-------|-------|-------|-------|-------|-------|-------|-------|-------|--------|--------|--------|-------|-------|-------|-------|------------|-------|-------|-------|
| Connecticut | 50.54 | 35.84 | 42.67 | 42.57 | 49.27 | 57.39 | 87.65 | 92.99 | 70.42 | 68.03 | 67.76 | 74.14 | 73.10 | 75.13 | 67.79 | 64.23 | 70.25 | 121.54 | 148.64 | 110.76 | 91.60 | 80.87 | 66.73 | 64.47 | 73.93 | 84.00 | All | On Pk |
| NEMass/Boston | 49.00 | 34.61 | 41.38 | 41.38 | 48.05 | 56.15 | 85.48 | 90.90 | 69.00 | 66.80 | 66.23 | 71.95 | 71.43 | 73.69 | 66.79 | 63.36 | 69.37 | 119.89 | 147.08 | 109.06 | 89.47 | 77.97 | 64.50 | 62.30 | 72.33 | 82.34 | 73.93 | 84.00 |
| New Hampshire | 48.30 | 34.15 | 40.87 | 40.90 | 47.63 | 55.86 | 85.14 | 90.57 | 68.71 | 66.53 | 65.86 | 71.73 | 71.01 | 73.22 | 66.25 | 62.96 | 69.09 | 119.14 | 146.17 | 108.20 | 89.01 | 77.47 | 63.78 | 61.43 | 71.83 | 81.86 | 71.83 | 81.86 |
| Maine | 47.12 | 33.40 | 40.34 | 40.50 | 47.56 | 56.53 | 86.34 | 92.20 | 70.28 | 67.62 | 66.52 | 72.56 | 71.55 | 73.82 | 66.68 | 63.46 | 69.85 | 120.99 | 148.64 | 109.47 | 89.57 | 77.41 | 63.23 | 60.67 | 72.35 | 82.74 | 72.35 | 82.74 |
| Mass Hub | 49.80 | 35.21 | 42.05 | 42.03 | 48.79 | 56.72 | 86.25 | 91.51 | 69.57 | 67.48 | 66.86 | 72.79 | 72.20 | 74.40 | 67.31 | 63.82 | 69.82 | 120.25 | 147.35 | 109.40 | 89.97 | 78.76 | 65.23 | 62.97 | 72.94 | 82.92 | 72.94 | 82.92 |
| DA Forecast Load (GW) | 13.84 | 13.39 | 13.19 | 13.18 | 13.54 | 14.73 | 16.91 | 17.97 | 18.14 | 18.15 | 18.10 | 17.99 | 17.73 | 17.65 | 17.49 | 17.49 | 17.98 | 19.62 | 19.96 | 19.65 | 18.95 | 17.90 | 16.47 | 15.17 | | | | |
| Forecast Error % | 3.9% | 4.5% | 4.5% | 4.3% | 3.7% | -2.3% | -3.7% | -3.2% | -3.6% | -4.0% | -4.1% | -4.1% | -4.0% | -4.2% | -4.4% | -4.6% | -4.6% | -5.6% | -3.7% | -3.2% | -2.6% | -2.3% | -2.3% | -2.3% | | | | |





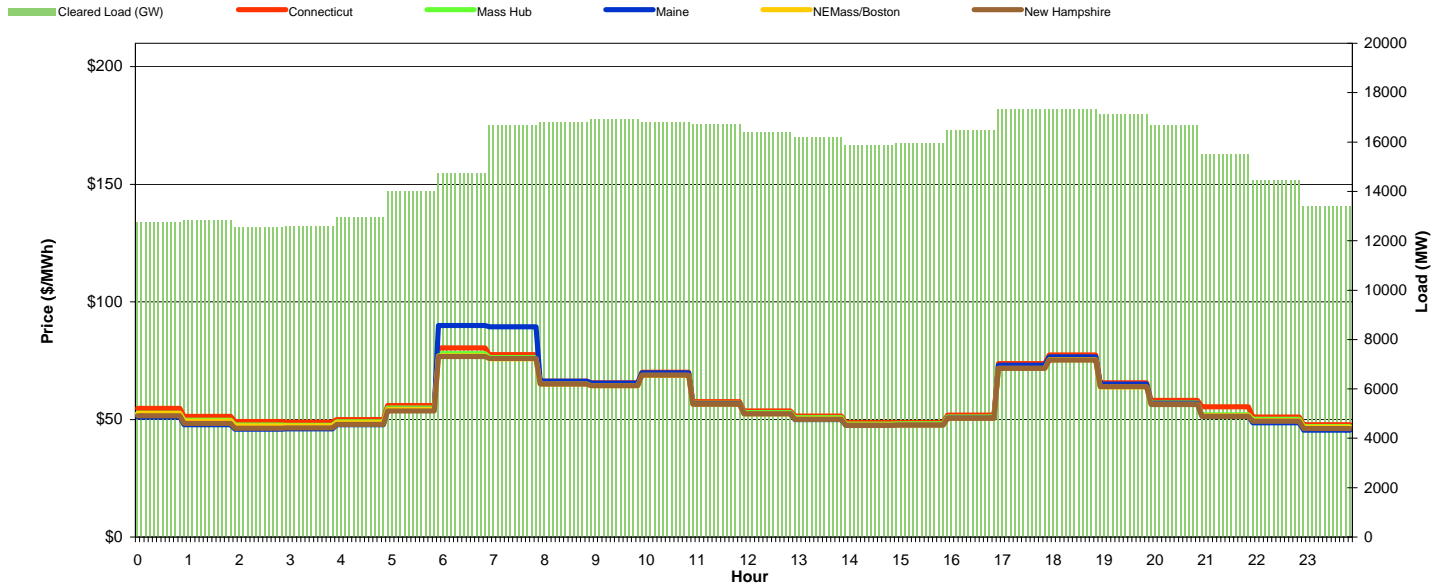
ISO-NE Daily Report

Friday February 11, 2011

| | | | |
|-------------------------|--------|--------|-------|
| Price | <=0 | >=100 | >=200 |
| Forecast Error % | 0-4.9% | 5-9.9% | >=10% |

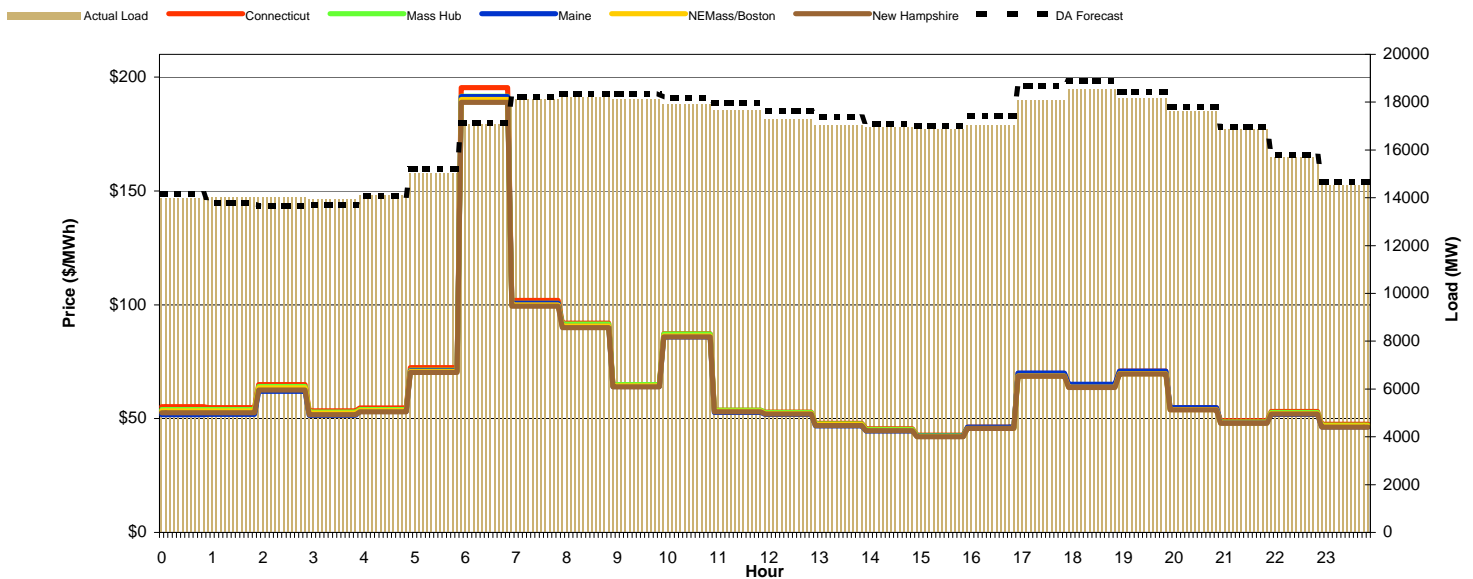
Day-Ahead Prices and Cleared Load

| Hour Ending: | 1 | 2 | 3 | 4 | 5 | 6 | 7 | 8 | 9 | 10 | 11 | 12 | 13 | 14 | 15 | 16 | 17 | 18 | 19 | 20 | 21 | 22 | 23 | 24 | Avg. Hr \$ | | | |
|--------------------------|-------|-------|-------|-------|-------|-------|-------|-------|-------|-------|-------|-------|-------|-------|-------|-------|-------|-------|-------|-------|-------|-------|-------|-------|------------|-------|------------|--------------|
| Connecticut | 54.72 | 51.31 | 49.10 | 48.86 | 49.94 | 55.94 | 80.49 | 77.56 | 66.32 | 65.54 | 70.15 | 57.62 | 53.63 | 51.41 | 48.79 | 48.79 | 51.85 | 73.79 | 77.44 | 65.66 | 58.13 | 55.34 | 51.06 | 47.82 | 58.80 | 60.82 | All | On Pk |
| NEMass/Boston | 52.48 | 49.28 | 47.27 | 47.24 | 48.64 | 54.36 | 77.03 | 75.81 | 65.08 | 64.40 | 68.68 | 56.43 | 52.41 | 50.22 | 47.60 | 47.68 | 50.43 | 71.73 | 75.40 | 63.84 | 56.46 | 51.63 | 49.48 | 46.65 | 57.09 | 59.21 | | |
| New Hampshire | 51.59 | 48.27 | 46.33 | 46.42 | 47.88 | 53.63 | 76.82 | 75.96 | 65.06 | 64.41 | 68.81 | 56.48 | 52.39 | 50.09 | 47.50 | 47.57 | 50.43 | 71.73 | 75.32 | 64.01 | 56.40 | 51.37 | 49.21 | 46.15 | 56.83 | 59.17 | | |
| Maine | 50.99 | 47.80 | 45.93 | 46.06 | 47.76 | 54.24 | 90.00 | 89.42 | 66.29 | 65.49 | 69.79 | 56.76 | 52.49 | 50.00 | 47.54 | 47.64 | 50.66 | 73.08 | 76.59 | 65.00 | 56.91 | 51.41 | 48.63 | 45.45 | 58.16 | 60.48 | | |
| Mass Hub | 52.72 | 49.61 | 47.67 | 47.56 | 48.95 | 54.88 | 78.02 | 76.32 | 65.50 | 64.85 | 69.31 | 56.92 | 52.94 | 50.80 | 48.11 | 48.23 | 51.01 | 72.16 | 75.94 | 64.32 | 57.00 | 52.00 | 50.03 | 46.95 | 57.58 | 59.72 | | |
| Cleared Load (GW) | 12.8 | 12.8 | 12.5 | 12.6 | 12.9 | 14.0 | 14.7 | 16.7 | 16.8 | 16.9 | 16.8 | 16.7 | 16.4 | 16.2 | 15.9 | 16.0 | 16.4 | 17.3 | 17.3 | 17.1 | 16.7 | 15.5 | 14.4 | 13.4 | | | | |



Preliminary Real-Time Prices with Forecasted and Actual System Load

| Hour Ending: | 1 | 2 | 3 | 4 | 5 | 6 | 7 | 8 | 9 | 10 | 11 | 12 | 13 | 14 | 15 | 16 | 17 | 18 | 19 | 20 | 21 | 22 | 23 | 24 | Avg. Hr \$ | | | |
|------------------------------|-------|-------|-------|-------|-------|-------|--------|--------|-------|-------|-------|-------|-------|-------|-------|-------|-------|-------|-------|-------|-------|-------|-------|-------|------------|-------|------------|--------------|
| Connecticut | 55.21 | 54.86 | 64.95 | 53.48 | 54.68 | 72.32 | 195.39 | 101.95 | 91.86 | 64.88 | 87.28 | 53.69 | 52.87 | 47.93 | 45.55 | 42.74 | 46.26 | 69.79 | 64.95 | 70.84 | 54.87 | 49.00 | 53.20 | 47.55 | 66.50 | 62.35 | All | On Pk |
| NEMass/Boston | 53.41 | 53.45 | 63.50 | 52.36 | 53.59 | 70.68 | 190.13 | 99.99 | 90.68 | 64.38 | 86.32 | 53.31 | 52.34 | 47.31 | 44.84 | 42.20 | 45.69 | 68.77 | 63.83 | 69.72 | 53.93 | 48.09 | 52.26 | 46.77 | 65.32 | 61.48 | | |
| New Hampshire | 52.53 | 52.59 | 62.53 | 51.66 | 52.98 | 70.22 | 188.97 | 99.42 | 89.97 | 64.01 | 85.92 | 53.00 | 52.04 | 46.98 | 44.63 | 42.08 | 45.67 | 68.58 | 63.70 | 69.63 | 53.89 | 47.94 | 51.96 | 46.30 | 64.88 | 61.21 | | |
| Maine | 51.74 | 51.80 | 61.99 | 51.46 | 53.08 | 70.96 | 191.49 | 100.69 | 90.46 | 64.13 | 85.84 | 52.67 | 51.87 | 46.74 | 44.54 | 42.26 | 46.31 | 70.05 | 65.13 | 70.82 | 54.79 | 48.26 | 51.89 | 46.36 | 65.22 | 61.65 | | |
| Mass Hub | 53.91 | 53.96 | 64.12 | 52.81 | 53.93 | 71.24 | 191.58 | 100.69 | 91.53 | 64.89 | 87.09 | 53.69 | 52.74 | 47.71 | 45.26 | 42.60 | 46.06 | 69.30 | 64.29 | 70.23 | 54.40 | 48.52 | 52.70 | 47.08 | 65.85 | 61.98 | | |
| DA Forecast Load (GW) | 14.16 | 13.79 | 13.64 | 13.69 | 14.07 | 15.19 | 17.15 | 18.21 | 18.36 | 18.36 | 18.19 | 17.98 | 17.62 | 17.37 | 17.08 | 16.99 | 17.41 | 18.67 | 18.88 | 18.41 | 17.82 | 16.96 | 15.80 | 14.65 | | | | |
| Forecast Error % | -1.1% | 1.7% | 2.7% | 1.8% | 0.4% | -1.1% | -0.5% | -0.5% | -0.7% | -1.3% | -1.4% | -1.7% | -1.8% | -1.9% | -0.8% | -0.6% | -2.1% | -3.1% | -1.7% | -1.4% | -1.2% | -0.4% | -0.7% | -0.8% | | | | |





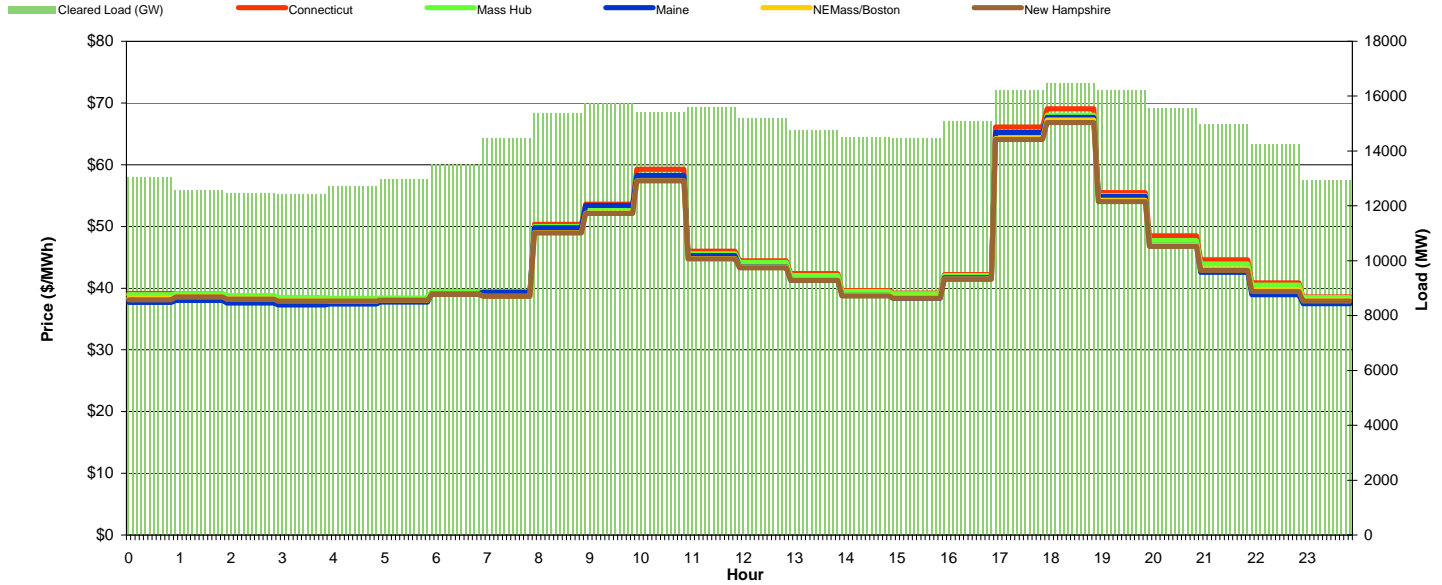
ISO-NE Daily Report

Saturday February 12, 2011

| | | | |
|-------------------------|--------|--------|-------|
| Price | <=0 | >=100 | >=200 |
| Forecast Error % | 0-4.9% | 5-9.9% | >=10% |

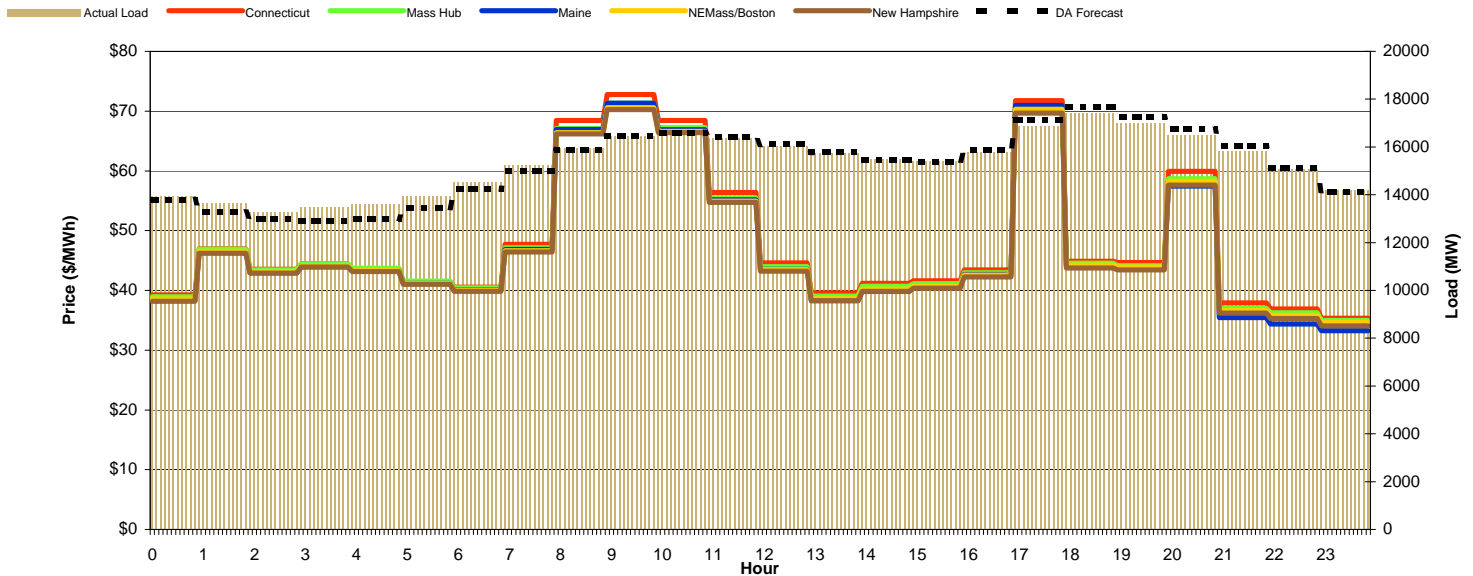
Day-Ahead Prices and Cleared Load

| Hour Ending: | 1 | 2 | 3 | 4 | 5 | 6 | 7 | 8 | 9 | 10 | 11 | 12 | 13 | 14 | 15 | 16 | 17 | 18 | 19 | 20 | 21 | 22 | 23 | 24 | Avg. Hr \$ | | | | |
|--------------------------|-------|-------|-------|-------|-------|-------|-------|-------|-------|-------|-------|-------|-------|-------|-------|-------|-------|-------|-------|-------|-------|-------|-------|-------|------------|-------|-------|------------|--------------|
| Connecticut | 39.13 | 39.10 | 38.57 | 38.33 | 38.05 | 38.03 | 39.13 | 39.26 | 50.35 | 53.63 | 59.26 | 45.98 | 44.45 | 42.35 | 39.59 | 39.19 | 42.18 | 66.09 | 69.04 | 55.46 | 48.47 | 44.60 | 40.84 | 38.55 | 38.55 | 45.40 | 48.80 | All | On Pk |
| NEMass/Boston | 38.36 | 38.64 | 38.26 | 37.93 | 37.90 | 38.04 | 39.02 | 38.69 | 49.01 | 52.16 | 57.40 | 44.78 | 43.39 | 41.38 | 38.83 | 38.53 | 41.46 | 64.25 | 67.22 | 54.22 | 46.93 | 43.08 | 39.71 | 38.09 | 38.09 | 44.47 | 47.57 | | |
| New Hampshire | 38.11 | 38.58 | 38.21 | 37.89 | 37.89 | 38.03 | 39.01 | 38.70 | 48.94 | 52.09 | 57.37 | 44.76 | 43.28 | 41.28 | 38.72 | 38.39 | 41.42 | 64.09 | 66.84 | 54.02 | 46.79 | 42.87 | 39.44 | 37.91 | 37.91 | 44.36 | 47.44 | | |
| Maine | 37.69 | 38.00 | 37.61 | 37.30 | 37.45 | 37.75 | 39.11 | 39.34 | 49.76 | 53.39 | 58.27 | 45.28 | 43.46 | 41.29 | 38.82 | 38.36 | 41.70 | 65.24 | 67.64 | 54.84 | 46.91 | 42.55 | 38.94 | 37.51 | 37.51 | 44.51 | 47.86 | | |
| Mass Hub | 38.92 | 39.10 | 38.77 | 38.45 | 38.37 | 38.44 | 39.46 | 39.39 | 50.00 | 53.00 | 58.30 | 45.57 | 44.16 | 42.06 | 39.43 | 39.10 | 42.07 | 65.00 | 68.00 | 55.00 | 47.70 | 43.90 | 40.50 | 38.46 | 38.46 | 45.13 | 48.32 | | |
| Cleared Load (GW) | 13.0 | 12.6 | 12.4 | 12.4 | 12.7 | 13.0 | 13.5 | 14.5 | 15.4 | 15.7 | 15.4 | 15.6 | 15.2 | 14.7 | 14.5 | 14.5 | 15.1 | 16.2 | 16.4 | 16.2 | 15.6 | 15.0 | 14.2 | 12.9 | | | | | |



Preliminary Real-Time Prices with Forecasted and Actual System Load

| Hour Ending: | 1 | 2 | 3 | 4 | 5 | 6 | 7 | 8 | 9 | 10 | 11 | 12 | 13 | 14 | 15 | 16 | 17 | 18 | 19 | 20 | 21 | 22 | 23 | 24 | Avg. Hr \$ | | | |
|------------------------------|-------|-------|-------|-------|-------|-------|-------|-------|-------|-------|-------|-------|-------|-------|-------|-------|-------|-------|-------|-------|-------|-------|-------|-------|------------|-------|------------|--------------|
| Connecticut | 39.23 | 46.95 | 43.54 | 44.47 | 43.66 | 41.47 | 40.54 | 47.69 | 68.43 | 72.75 | 68.45 | 56.41 | 44.58 | 39.56 | 41.16 | 41.61 | 43.41 | 71.77 | 44.89 | 44.65 | 59.91 | 37.92 | 36.89 | 35.35 | 48.14 | 51.26 | All | On Pk |
| NEMass/Boston | 38.54 | 46.51 | 43.09 | 44.08 | 43.30 | 41.20 | 40.00 | 46.63 | 66.40 | 70.59 | 66.62 | 54.94 | 43.50 | 38.61 | 40.24 | 40.71 | 42.58 | 70.30 | 44.24 | 43.91 | 58.24 | 36.65 | 35.81 | 34.64 | 47.14 | 50.00 | | |
| New Hampshire | 38.20 | 46.20 | 42.90 | 43.93 | 43.15 | 41.03 | 39.83 | 46.41 | 66.17 | 70.26 | 66.38 | 54.70 | 43.22 | 38.31 | 39.86 | 40.36 | 42.27 | 69.66 | 43.73 | 43.43 | 57.62 | 36.19 | 35.30 | 34.05 | 46.80 | 49.62 | | |
| Maine | 38.41 | 46.41 | 42.92 | 43.96 | 43.31 | 41.16 | 40.05 | 46.83 | 66.93 | 71.31 | 66.87 | 55.14 | 43.56 | 38.31 | 39.83 | 40.47 | 42.70 | 70.94 | 44.12 | 43.74 | 57.43 | 35.45 | 34.40 | 33.23 | 46.98 | 49.88 | | |
| Mass Hub | 38.92 | 46.90 | 43.43 | 44.45 | 43.67 | 41.55 | 40.44 | 47.13 | 67.08 | 71.32 | 67.28 | 55.48 | 43.95 | 39.03 | 40.67 | 41.14 | 42.97 | 70.72 | 44.53 | 44.14 | 58.69 | 37.00 | 36.26 | 34.95 | 47.57 | 50.46 | | |
| DA Forecast Load (GW) | 13.80 | 13.26 | 13.00 | 12.89 | 13.00 | 13.46 | 14.23 | 14.98 | 15.89 | 16.47 | 16.60 | 16.43 | 16.10 | 15.77 | 15.44 | 15.38 | 15.86 | 17.15 | 17.66 | 17.27 | 16.73 | 16.04 | 15.10 | 14.09 | | | | |
| Forecast Error % | 1.2% | 2.9% | 2.2% | 4.7% | 4.6% | 3.7% | 2.0% | 1.7% | 0.4% | 0.0% | -0.2% | -0.5% | -0.4% | -0.1% | 0.4% | 0.1% | -0.5% | -1.5% | -1.4% | -1.7% | -1.4% | -1.2% | -0.1% | 0.8% | | | | |





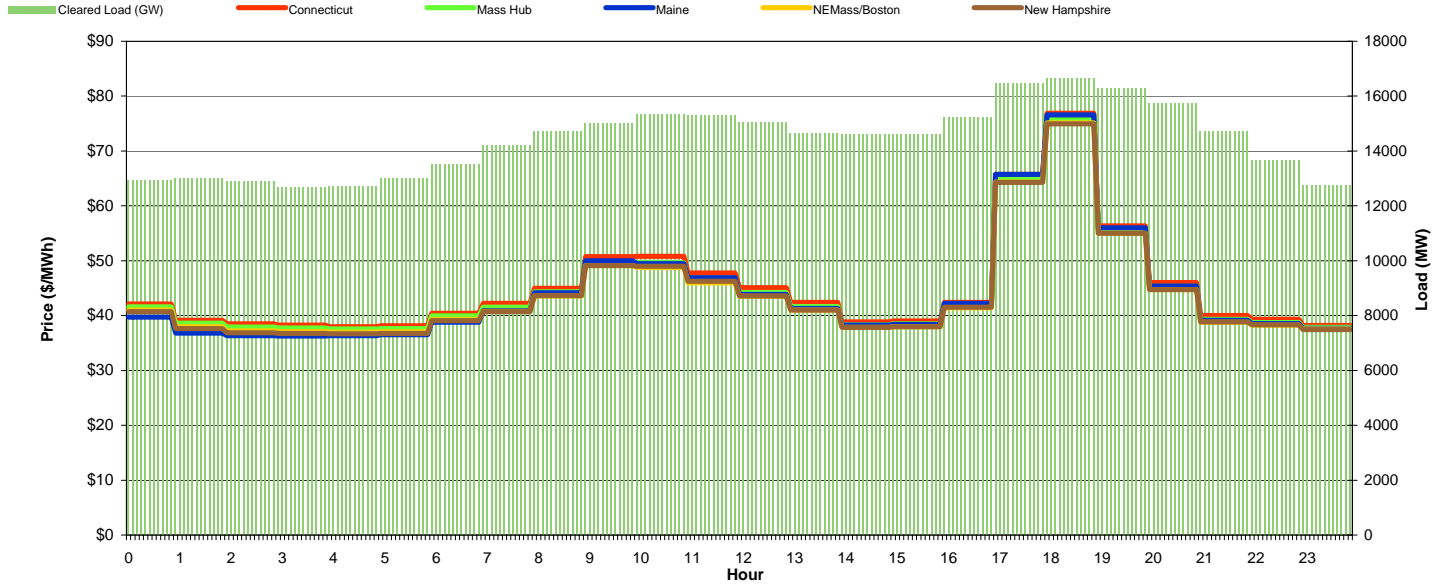
ISO-NE Daily Report

Sunday February 13, 2011

| | | | |
|-------------------------|--------|--------|-------|
| Price | <=0 | >=100 | >=200 |
| Forecast Error % | 0-4.9% | 5-9.9% | >=10% |

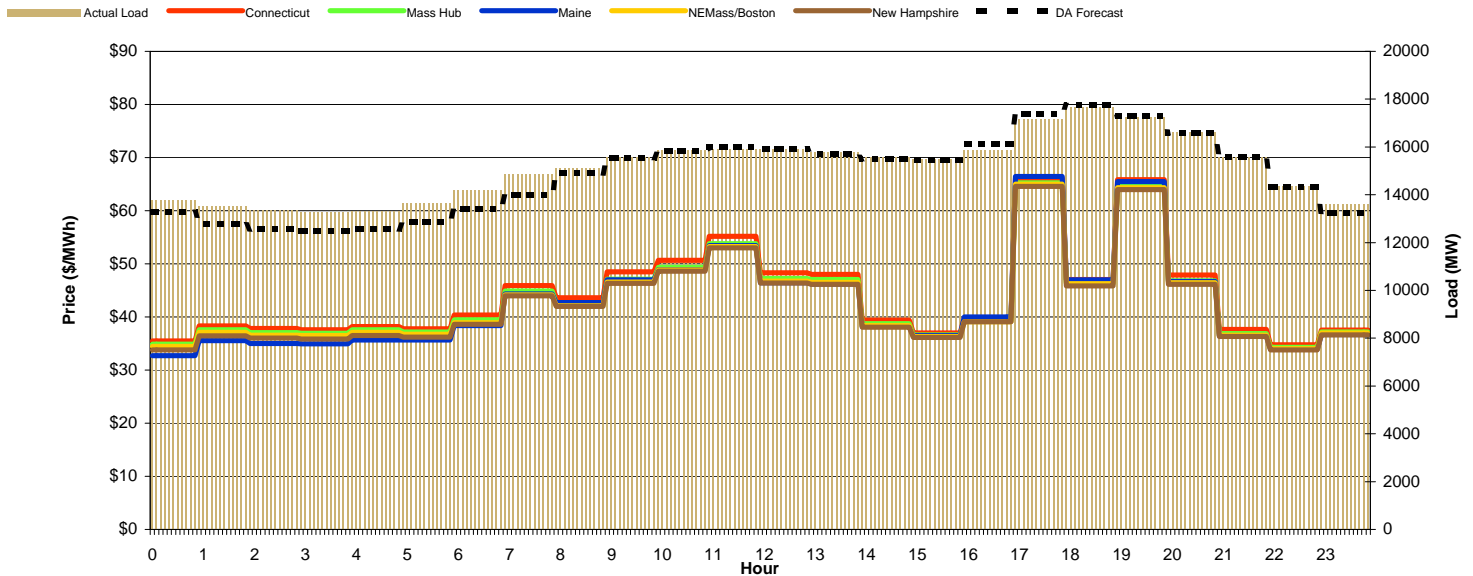
Day-Ahead Prices and Cleared Load

| Hour Ending: | 1 | 2 | 3 | 4 | 5 | 6 | 7 | 8 | 9 | 10 | 11 | 12 | 13 | 14 | 15 | 16 | 17 | 18 | 19 | 20 | 21 | 22 | 23 | 24 | Avg. Hr \$ | | | |
|--------------------------|-------|-------|-------|-------|-------|-------|-------|-------|-------|-------|-------|-------|-------|-------|-------|-------|-------|-------|-------|-------|-------|-------|-------|-------|------------|-------|------------|--------------|
| Connecticut | 42.11 | 39.13 | 38.47 | 38.29 | 37.99 | 38.14 | 40.43 | 42.22 | 44.95 | 50.76 | 50.79 | 47.76 | 45.10 | 42.40 | 38.84 | 39.00 | 42.40 | 65.74 | 76.86 | 56.33 | 46.01 | 40.00 | 39.33 | 38.18 | 45.05 | 48.03 | All | On Pk |
| NEMass/Boston | 40.98 | 37.97 | 37.22 | 37.11 | 36.96 | 37.02 | 39.31 | 40.75 | 43.57 | 49.09 | 48.78 | 45.98 | 43.50 | 41.02 | 37.83 | 37.98 | 41.43 | 64.32 | 75.13 | 55.02 | 44.73 | 38.81 | 38.26 | 37.55 | 43.76 | 46.64 | | |
| New Hampshire | 40.73 | 37.60 | 36.86 | 36.77 | 36.66 | 36.75 | 39.07 | 40.73 | 43.64 | 49.13 | 48.98 | 46.23 | 43.60 | 41.02 | 37.84 | 37.98 | 41.54 | 64.27 | 74.94 | 54.98 | 44.76 | 38.84 | 38.35 | 37.43 | 43.70 | 46.68 | | |
| Maine | 39.73 | 36.80 | 36.35 | 36.30 | 36.34 | 36.54 | 38.77 | 40.89 | 44.17 | 50.00 | 49.49 | 46.87 | 43.87 | 41.31 | 38.27 | 38.38 | 42.22 | 65.72 | 76.56 | 56.00 | 45.36 | 39.14 | 38.56 | 37.67 | 43.97 | 47.30 | | |
| Mass Hub | 41.57 | 38.60 | 37.91 | 37.74 | 37.56 | 37.63 | 39.93 | 41.51 | 44.31 | 49.77 | 49.64 | 46.74 | 44.20 | 41.66 | 38.35 | 38.50 | 42.01 | 65.00 | 75.91 | 55.63 | 45.33 | 39.30 | 38.73 | 37.83 | 44.39 | 47.29 | | |
| Cleared Load (GW) | 12.9 | 13.0 | 12.9 | 12.7 | 12.7 | 13.0 | 13.5 | 14.2 | 14.7 | 15.0 | 15.3 | 15.3 | 15.0 | 14.6 | 14.6 | 14.6 | 15.2 | 16.5 | 16.6 | 16.3 | 15.8 | 14.7 | 13.7 | 12.7 | | | | |



Preliminary Real-Time Prices with Forecasted and Actual System Load

| Hour Ending: | 1 | 2 | 3 | 4 | 5 | 6 | 7 | 8 | 9 | 10 | 11 | 12 | 13 | 14 | 15 | 16 | 17 | 18 | 19 | 20 | 21 | 22 | 23 | 24 | Avg. Hr \$ | | | |
|------------------------------|-------|-------|-------|-------|-------|-------|-------|-------|-------|-------|-------|-------|-------|-------|-------|-------|-------|-------|-------|-------|-------|-------|-------|-------|------------|-------|------------|--------------|
| Connecticut | 35.49 | 38.30 | 37.85 | 37.60 | 38.18 | 37.78 | 40.34 | 45.91 | 43.62 | 48.49 | 50.69 | 55.16 | 48.34 | 48.00 | 39.41 | 36.99 | 39.83 | 66.11 | 47.07 | 65.82 | 47.90 | 37.63 | 34.76 | 37.56 | 44.12 | 47.23 | All | On Pk |
| NEMass/Boston | 34.43 | 37.10 | 36.55 | 36.48 | 37.12 | 36.74 | 38.91 | 44.15 | 42.12 | 46.59 | 48.84 | 53.26 | 46.75 | 46.50 | 38.35 | 36.33 | 39.12 | 65.00 | 46.25 | 64.36 | 46.42 | 36.59 | 34.05 | 36.97 | 42.87 | 45.92 | | |
| New Hampshire | 33.82 | 36.47 | 36.02 | 35.87 | 36.52 | 36.22 | 38.59 | 43.99 | 42.01 | 46.35 | 48.59 | 53.02 | 46.41 | 46.15 | 38.10 | 36.16 | 39.07 | 64.59 | 45.87 | 63.99 | 46.16 | 36.31 | 33.82 | 36.64 | 42.53 | 45.66 | | |
| Maine | 32.74 | 35.52 | 35.02 | 34.94 | 35.65 | 35.69 | 38.38 | 44.34 | 42.70 | 46.96 | 48.94 | 53.46 | 46.47 | 46.23 | 38.27 | 36.48 | 39.97 | 66.43 | 46.97 | 65.46 | 46.71 | 36.49 | 33.91 | 36.69 | 42.68 | 46.24 | | |
| Mass Hub | 34.85 | 37.58 | 37.06 | 36.93 | 37.58 | 37.18 | 39.48 | 44.89 | 42.66 | 47.09 | 49.35 | 53.82 | 47.25 | 47.02 | 38.75 | 36.62 | 39.40 | 65.26 | 46.42 | 64.69 | 46.79 | 36.89 | 34.28 | 37.18 | 43.29 | 46.32 | | |
| DA Forecast Load (GW) | 13.26 | 12.79 | 12.56 | 12.48 | 12.57 | 12.87 | 13.41 | 13.99 | 14.90 | 15.55 | 15.82 | 15.99 | 15.90 | 15.69 | 15.51 | 15.47 | 16.10 | 17.36 | 17.74 | 17.30 | 16.58 | 15.57 | 14.33 | 13.23 | | | | |
| Forecast Error % | 3.9% | 5.8% | 6.4% | 6.3% | 6.1% | 6.2% | 6.0% | 6.3% | 1.4% | 0.2% | 0.3% | -0.4% | 0.2% | 0.6% | 0.5% | 0.0% | -1.4% | -1.1% | -0.3% | -0.2% | 0.3% | 0.0% | 0.1% | 2.8% | | | | |





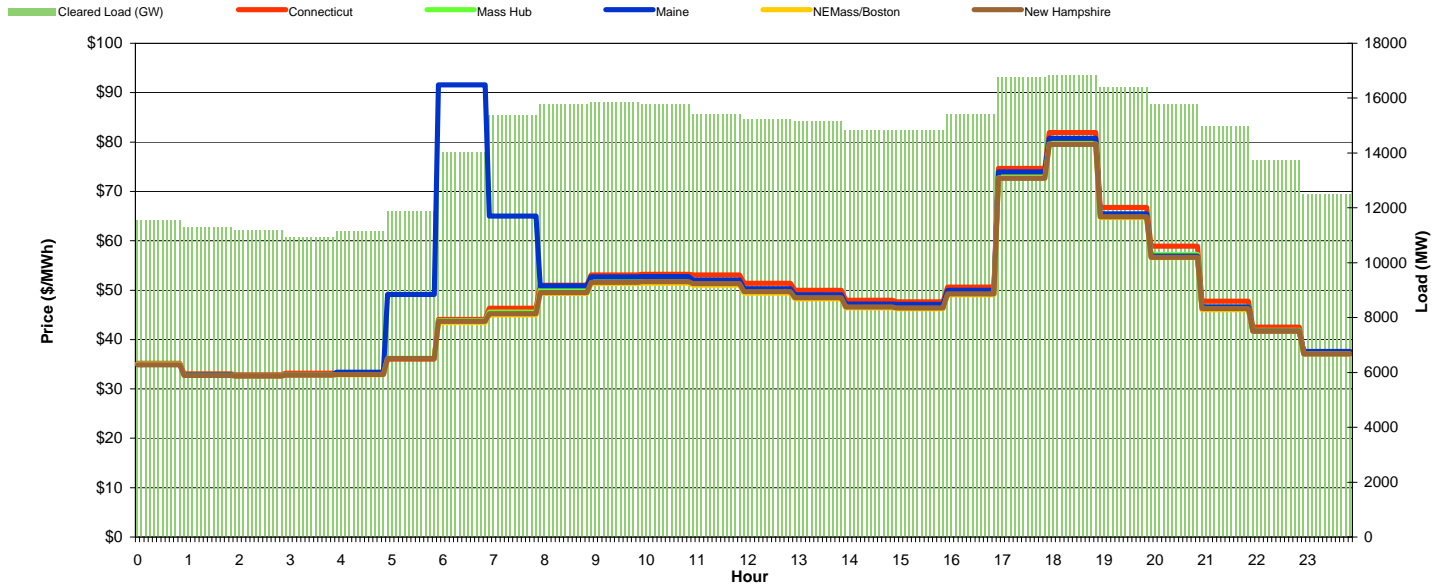
ISO-NE Daily Report

Monday February 14, 2011

| | | | |
|-------------------------|--------|--------|-------|
| Price | <=0 | >=100 | >=200 |
| Forecast Error % | 0-4.9% | 5-9.9% | >=10% |

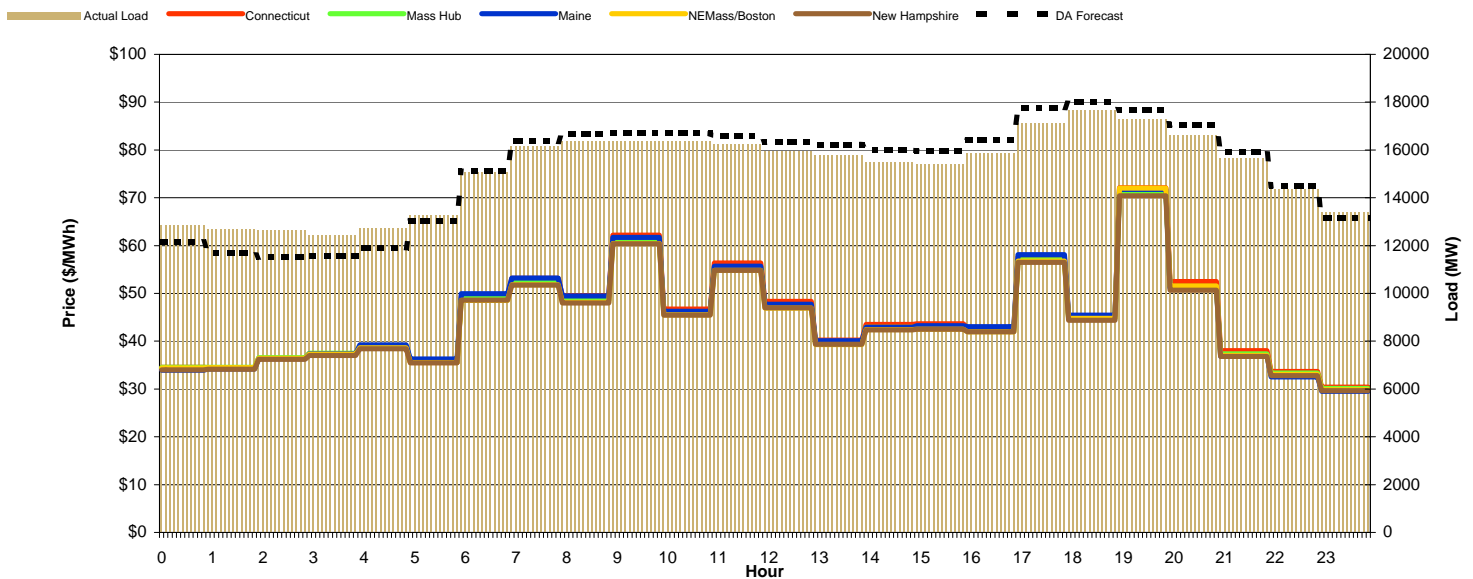
Day-Ahead Prices and Cleared Load

| Hour Ending: | 1 | 2 | 3 | 4 | 5 | 6 | 7 | 8 | 9 | 10 | 11 | 12 | 13 | 14 | 15 | 16 | 17 | 18 | 19 | 20 | 21 | 22 | 23 | 24 | Avg. Hr \$ | | | |
|--------------------------|-------|-------|-------|-------|-------|-------|-------|-------|-------|-------|-------|-------|-------|-------|-------|-------|-------|-------|-------|-------|-------|-------|-------|-------|------------|-------|------------|--------------|
| Connecticut | 35.16 | 33.03 | 32.89 | 33.17 | 33.01 | 36.03 | 44.09 | 46.36 | 51.00 | 53.09 | 53.20 | 53.06 | 51.37 | 50.00 | 47.98 | 47.65 | 50.63 | 74.69 | 81.94 | 66.73 | 58.91 | 47.76 | 42.52 | 37.46 | 48.41 | 54.81 | All | On Pk |
| NEMass/Boston | 34.97 | 32.76 | 32.57 | 32.81 | 32.88 | 36.15 | 43.45 | 45.00 | 49.30 | 51.31 | 51.38 | 51.03 | 49.40 | 48.23 | 46.41 | 46.23 | 49.06 | 72.69 | 79.56 | 64.71 | 56.61 | 46.00 | 41.66 | 37.09 | 47.14 | 53.04 | | |
| New Hampshire | 34.85 | 32.72 | 32.57 | 32.79 | 32.92 | 36.17 | 43.70 | 45.21 | 49.50 | 51.59 | 51.69 | 51.35 | 49.70 | 48.46 | 46.59 | 46.41 | 49.25 | 72.66 | 79.51 | 64.85 | 56.64 | 46.27 | 41.64 | 37.10 | 47.26 | 53.21 | | |
| Maine | 35.00 | 32.87 | 32.66 | 32.89 | 33.39 | 49.15 | 91.60 | 65.00 | 50.86 | 52.67 | 52.73 | 52.04 | 50.32 | 49.03 | 47.17 | 47.10 | 50.00 | 73.95 | 80.73 | 65.45 | 56.88 | 46.61 | 41.72 | 37.60 | 51.14 | 55.14 | | |
| Mass Hub | 35.08 | 32.92 | 32.71 | 32.91 | 32.90 | 36.15 | 43.81 | 45.59 | 50.00 | 52.00 | 52.00 | 51.64 | 50.00 | 48.82 | 46.90 | 46.69 | 49.57 | 73.29 | 80.24 | 65.27 | 57.20 | 46.58 | 41.89 | 37.16 | 47.56 | 53.61 | | |
| Cleared Load (GW) | 11.6 | 11.3 | 11.2 | 10.9 | 11.1 | 11.9 | 14.0 | 15.4 | 15.8 | 15.8 | 15.8 | 15.4 | 15.2 | 15.2 | 14.8 | 14.8 | 15.4 | 16.8 | 16.8 | 16.4 | 15.8 | 15.0 | 13.7 | 12.5 | | | | |



Preliminary Real-Time Prices with Forecasted and Actual System Load

| Hour Ending: | 1 | 2 | 3 | 4 | 5 | 6 | 7 | 8 | 9 | 10 | 11 | 12 | 13 | 14 | 15 | 16 | 17 | 18 | 19 | 20 | 21 | 22 | 23 | 24 | Avg. Hr \$ | | | |
|------------------------------|-------|-------|-------|-------|-------|-------|-------|-------|-------|-------|-------|-------|-------|-------|-------|-------|-------|-------|-------|-------|-------|-------|-------|-------|------------|-------|------------|--------------|
| Connecticut | 34.51 | 34.47 | 36.42 | 37.41 | 38.59 | 35.54 | 49.43 | 53.16 | 49.56 | 62.19 | 46.71 | 56.36 | 48.31 | 40.23 | 43.50 | 43.63 | 42.80 | 57.65 | 45.27 | 72.10 | 52.51 | 38.02 | 33.70 | 30.36 | 45.10 | 49.11 | All | On Pk |
| NEMass/Boston | 34.38 | 34.44 | 36.41 | 37.27 | 38.64 | 35.55 | 48.55 | 51.80 | 48.13 | 60.45 | 45.49 | 54.81 | 46.94 | 39.32 | 42.45 | 42.50 | 41.98 | 56.78 | 44.79 | 72.03 | 51.51 | 37.04 | 33.06 | 29.83 | 44.34 | 48.07 | | |
| New Hampshire | 33.99 | 34.15 | 36.18 | 37.03 | 38.44 | 35.45 | 48.62 | 51.72 | 48.01 | 60.38 | 45.46 | 54.82 | 46.96 | 39.36 | 42.37 | 42.47 | 42.00 | 56.51 | 44.36 | 70.43 | 50.68 | 36.83 | 32.80 | 29.68 | 44.11 | 47.82 | | |
| Maine | 33.95 | 34.19 | 36.32 | 37.33 | 39.23 | 36.25 | 49.95 | 53.20 | 49.48 | 61.72 | 46.24 | 55.71 | 47.70 | 40.11 | 42.90 | 43.22 | 43.03 | 58.12 | 45.43 | 71.76 | 51.11 | 36.89 | 32.53 | 29.53 | 44.83 | 48.70 | | |
| Mass Hub | 34.52 | 34.57 | 36.56 | 37.49 | 38.83 | 35.71 | 48.95 | 52.28 | 48.59 | 61.07 | 45.97 | 55.40 | 47.46 | 39.70 | 42.88 | 42.97 | 42.35 | 57.06 | 44.83 | 71.16 | 51.46 | 37.34 | 33.31 | 30.09 | 44.61 | 48.36 | | |
| DA Forecast Load (GW) | 12.15 | 11.70 | 11.52 | 11.55 | 11.90 | 13.04 | 15.11 | 16.36 | 16.68 | 16.71 | 16.70 | 16.57 | 16.34 | 16.21 | 16.01 | 15.95 | 16.41 | 17.74 | 18.00 | 17.68 | 17.05 | 15.91 | 14.50 | 13.17 | | | | |
| Forecast Error % | 5.9% | 8.4% | 9.9% | 7.6% | 7.0% | 1.8% | -0.2% | -1.2% | -1.8% | -2.1% | -2.0% | -2.0% | -2.3% | -2.7% | -3.2% | -3.4% | -3.3% | -3.5% | -1.7% | -2.1% | -2.4% | -1.6% | -1.0% | 1.8% | | | | |





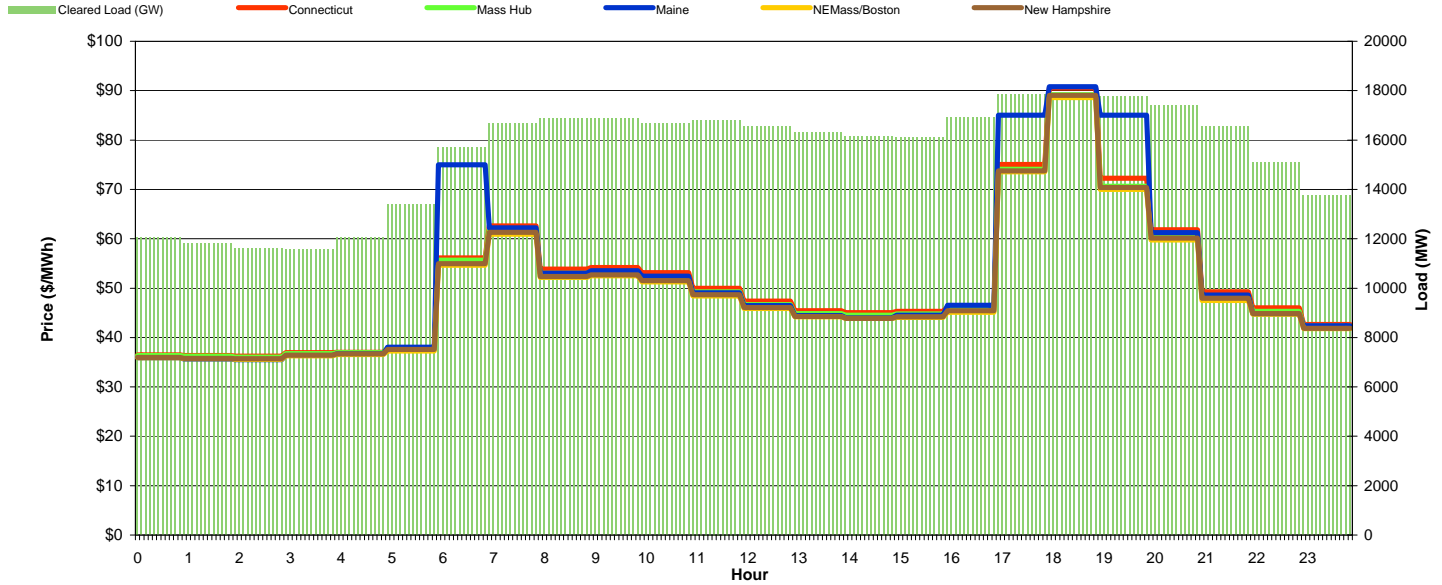
ISO-NE Daily Report

Tuesday February 15, 2011

| | | | |
|-------------------------|--------|--------|-------|
| Price | <=0 | >=100 | >=200 |
| Forecast Error % | 0-4.9% | 5-9.9% | >=10% |

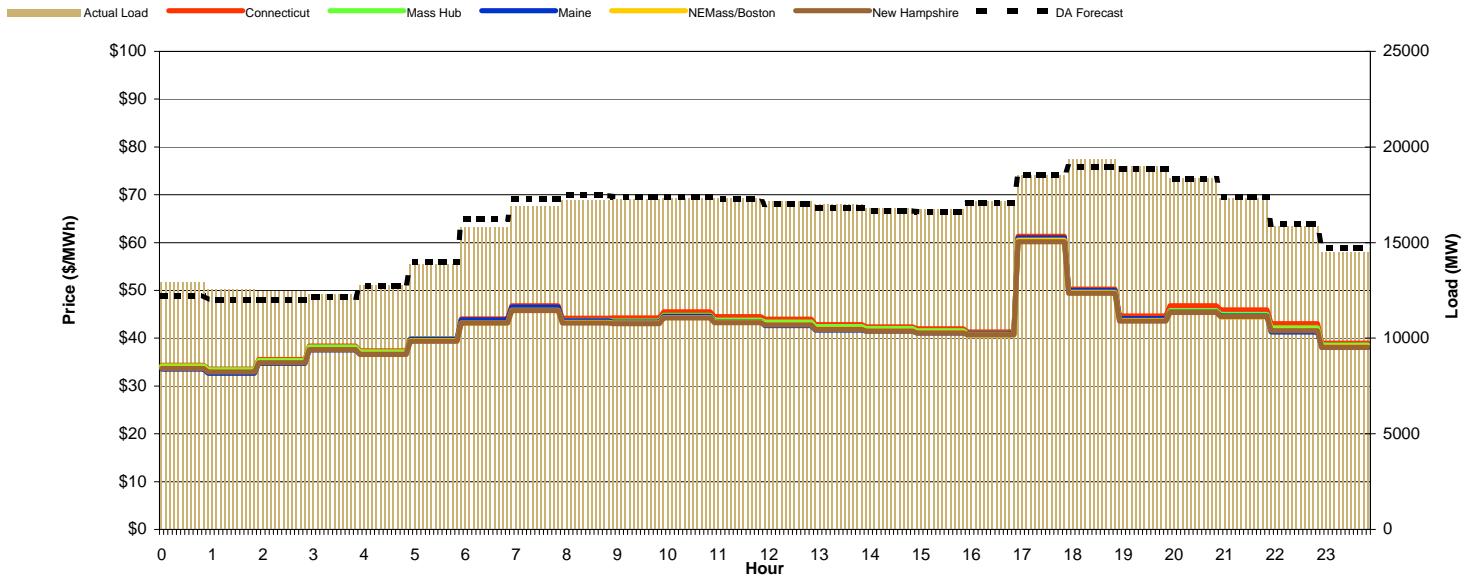
Day-Ahead Prices and Cleared Load

| Hour Ending: | 1 | 2 | 3 | 4 | 5 | 6 | 7 | 8 | 9 | 10 | 11 | 12 | 13 | 14 | 15 | 16 | 17 | 18 | 19 | 20 | 21 | 22 | 23 | 24 | Avg. Hr \$ | | |
|--------------------------|-------|-------|-------|-------|-------|-------|-------|-------|-------|-------|-------|-------|-------|-------|-------|-------|-------|-------|-------|-------|-------|-------|-------|-------|------------|-------|-------|
| Connecticut | 36.50 | 36.36 | 36.24 | 36.94 | 37.03 | 37.64 | 56.13 | 62.58 | 53.88 | 54.17 | 53.14 | 50.00 | 47.38 | 45.41 | 45.04 | 45.27 | 46.14 | 75.08 | 90.55 | 72.25 | 61.86 | 49.25 | 46.00 | 42.64 | 42.64 | 50.73 | 56.13 |
| NEMass/Boston | 35.92 | 35.71 | 35.56 | 36.28 | 36.52 | 37.28 | 54.65 | 60.93 | 52.15 | 52.49 | 51.28 | 48.42 | 45.87 | 44.19 | 43.88 | 44.10 | 45.09 | 73.55 | 88.57 | 70.00 | 59.75 | 47.51 | 44.69 | 41.77 | 49.42 | 49.42 | 54.53 |
| New Hampshire | 36.00 | 35.80 | 35.68 | 36.43 | 36.67 | 37.60 | 54.99 | 61.30 | 52.36 | 52.68 | 51.55 | 48.64 | 46.11 | 44.26 | 43.89 | 44.18 | 45.42 | 73.78 | 89.02 | 70.37 | 60.16 | 47.95 | 44.83 | 41.89 | 49.65 | 49.65 | 54.78 |
| Maine | 35.88 | 35.65 | 35.49 | 36.35 | 36.70 | 38.06 | 75.00 | 62.24 | 53.03 | 53.56 | 52.44 | 49.07 | 46.48 | 44.48 | 44.03 | 44.53 | 46.54 | 85.00 | 90.82 | 85.00 | 61.23 | 48.63 | 44.77 | 42.36 | 51.97 | 51.97 | 56.99 |
| Mass Hub | 36.35 | 36.20 | 36.04 | 36.77 | 36.94 | 37.69 | 55.69 | 61.83 | 53.00 | 53.35 | 52.00 | 49.27 | 46.67 | 44.88 | 44.55 | 44.78 | 45.77 | 74.08 | 89.20 | 70.64 | 60.51 | 48.35 | 45.30 | 42.32 | 50.09 | 50.09 | 55.26 |
| Cleared Load (GW) | 12.0 | 11.8 | 11.6 | 11.5 | 12.0 | 13.4 | 15.7 | 16.7 | 16.9 | 16.9 | 16.7 | 16.8 | 16.6 | 16.3 | 16.2 | 16.1 | 16.9 | 17.9 | 17.8 | 17.8 | 17.4 | 16.5 | 15.1 | 13.7 | | | |



Preliminary Real-Time Prices with Forecasted and Actual System Load

| Hour Ending: | 1 | 2 | 3 | 4 | 5 | 6 | 7 | 8 | 9 | 10 | 11 | 12 | 13 | 14 | 15 | 16 | 17 | 18 | 19 | 20 | 21 | 22 | 23 | 24 | Avg. Hr \$ | |
|------------------------------|-------|-------|-------|-------|-------|-------|-------|-------|-------|-------|-------|-------|-------|-------|-------|-------|-------|-------|-------|-------|-------|-------|-------|-------|------------|-------|
| Connecticut | 34.34 | 33.56 | 35.54 | 38.37 | 37.33 | 39.88 | 44.05 | 46.77 | 44.21 | 44.25 | 45.54 | 44.48 | 43.95 | 42.85 | 42.38 | 41.98 | 41.28 | 61.30 | 50.28 | 44.67 | 46.76 | 45.95 | 43.05 | 38.96 | 42.99 | 45.61 |
| NEMass/Boston | 33.90 | 33.09 | 34.99 | 37.71 | 36.76 | 39.47 | 43.16 | 45.82 | 43.28 | 43.17 | 44.30 | 43.36 | 42.93 | 42.00 | 41.66 | 41.24 | 40.72 | 60.50 | 49.58 | 43.71 | 45.46 | 44.46 | 41.70 | 38.20 | 42.13 | 44.62 |
| New Hampshire | 33.68 | 32.90 | 34.86 | 37.62 | 36.64 | 39.38 | 43.15 | 45.81 | 43.19 | 43.03 | 44.22 | 43.25 | 42.75 | 41.85 | 41.52 | 41.12 | 40.68 | 60.20 | 49.42 | 43.57 | 45.39 | 44.48 | 41.58 | 38.07 | 42.02 | 44.50 |
| Maine | 33.51 | 32.69 | 34.72 | 37.58 | 36.70 | 39.74 | 43.84 | 46.55 | 43.61 | 43.39 | 44.58 | 43.41 | 42.67 | 41.73 | 41.47 | 41.08 | 40.91 | 60.95 | 50.03 | 44.09 | 45.52 | 44.67 | 41.32 | 38.11 | 42.20 | 44.75 |
| Mass Hub | 34.21 | 33.40 | 35.34 | 38.12 | 37.13 | 39.80 | 43.61 | 46.23 | 43.68 | 43.59 | 44.75 | 43.79 | 43.35 | 42.41 | 42.02 | 41.59 | 40.97 | 60.72 | 49.79 | 43.97 | 45.81 | 44.97 | 42.20 | 38.53 | 42.50 | 44.99 |
| DA Forecast Load (GW) | 12.23 | 12.02 | 12.00 | 12.14 | 12.75 | 13.99 | 16.23 | 17.28 | 17.47 | 17.40 | 17.38 | 17.27 | 17.00 | 16.84 | 16.66 | 16.61 | 17.07 | 18.56 | 18.94 | 18.85 | 18.34 | 17.38 | 15.94 | 14.69 | | |
| Forecast Error % | 5.6% | 4.7% | 4.1% | 1.7% | 0.1% | -0.8% | -2.7% | -2.0% | -1.5% | -0.7% | -0.1% | 0.4% | 1.1% | 1.1% | 0.8% | 0.9% | 0.7% | -0.1% | 2.1% | 0.8% | 0.2% | -0.4% | -0.6% | -1.3% | | |





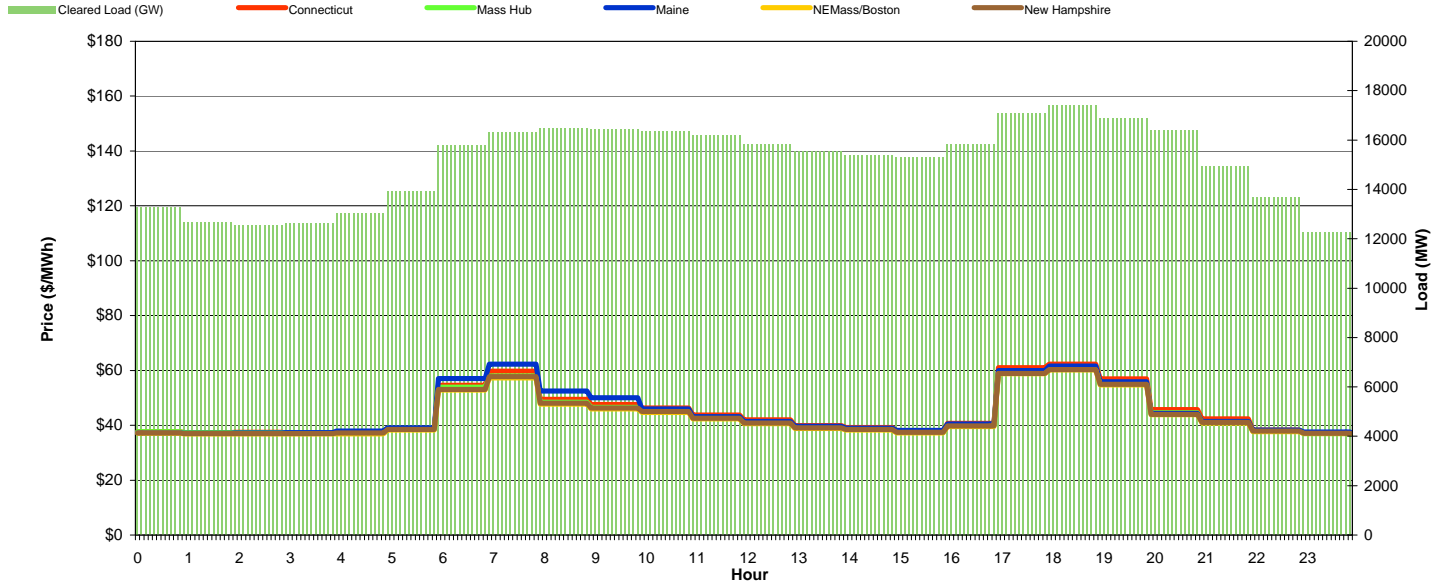
ISO-NE Daily Report

Wednesday February 16, 2011

| | | | |
|-------------------------|--------|--------|-------|
| Price | <=0 | >=100 | >=200 |
| Forecast Error % | 0-4.9% | 5-9.9% | >=10% |

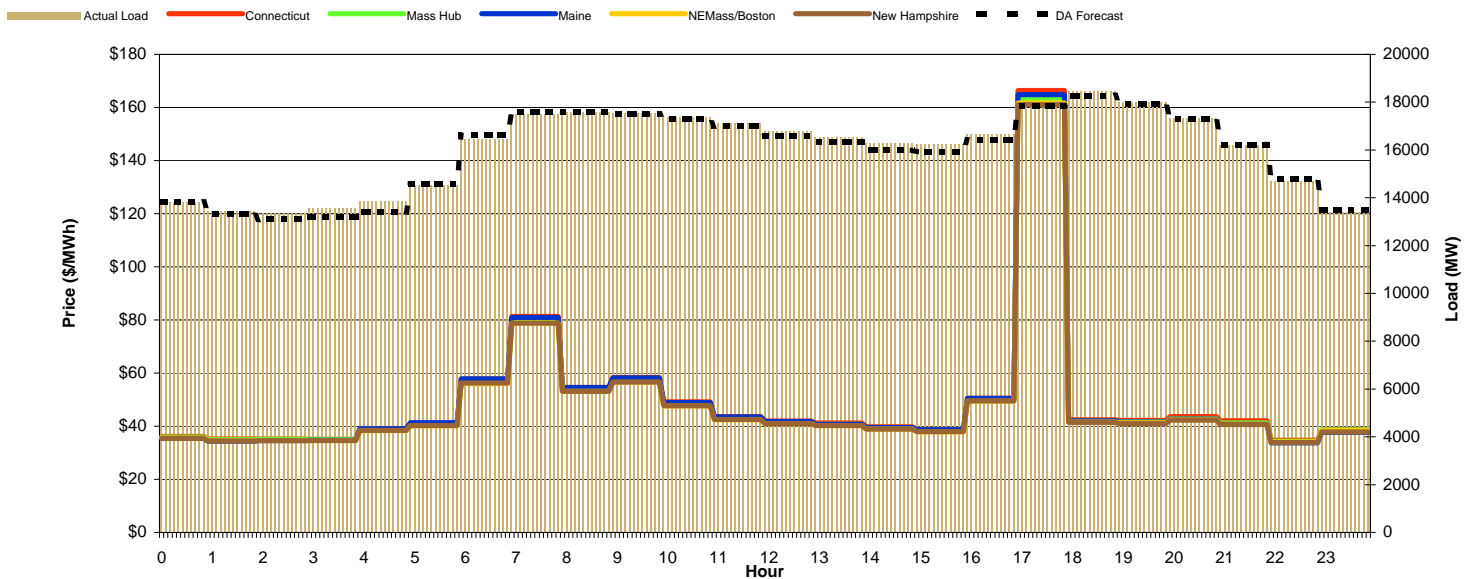
Day-Ahead Prices and Cleared Load

| Hour Ending: | 1 | 2 | 3 | 4 | 5 | 6 | 7 | 8 | 9 | 10 | 11 | 12 | 13 | 14 | 15 | 16 | 17 | 18 | 19 | 20 | 21 | 22 | 23 | 24 | Avg. Hr \$ | |
|--------------------------|-------|-------|-------|-------|-------|-------|-------|-------|-------|-------|-------|-------|-------|-------|-------|-------|-------|-------|-------|-------|-------|-------|-------|-------|------------|-------|
| Connecticut | 37.72 | 37.38 | 37.40 | 37.23 | 37.32 | 38.72 | 54.58 | 59.67 | 49.45 | 47.55 | 46.34 | 43.79 | 42.02 | 39.90 | 39.22 | 37.88 | 40.72 | 60.99 | 62.31 | 56.91 | 45.70 | 42.30 | 38.32 | 37.18 | 44.61 | 47.07 |
| NEMass/Boston | 37.05 | 36.88 | 36.88 | 36.89 | 36.92 | 38.29 | 52.82 | 57.27 | 47.72 | 45.92 | 44.65 | 42.31 | 40.63 | 38.83 | 38.26 | 37.19 | 39.58 | 58.81 | 60.21 | 54.70 | 43.87 | 40.85 | 37.68 | 36.97 | 43.38 | 45.53 |
| New Hampshire | 37.20 | 37.00 | 37.02 | 37.03 | 37.24 | 38.52 | 53.10 | 57.72 | 48.01 | 46.30 | 45.02 | 42.60 | 40.86 | 39.07 | 38.50 | 37.46 | 39.83 | 58.96 | 60.32 | 54.89 | 44.02 | 41.12 | 37.91 | 37.04 | 43.61 | 45.79 |
| Maine | 37.21 | 37.04 | 37.18 | 37.32 | 37.93 | 39.11 | 57.04 | 62.24 | 52.48 | 50.00 | 45.92 | 43.17 | 41.36 | 39.62 | 38.96 | 38.10 | 40.53 | 60.00 | 61.56 | 55.86 | 44.29 | 41.41 | 38.29 | 37.51 | 44.76 | 47.11 |
| Mass Hub | 37.66 | 37.37 | 37.34 | 37.31 | 37.37 | 38.82 | 53.89 | 58.03 | 48.38 | 46.55 | 45.27 | 42.88 | 41.06 | 39.21 | 38.58 | 37.45 | 39.92 | 59.49 | 60.97 | 55.45 | 44.55 | 41.21 | 37.88 | 37.01 | 43.90 | 46.06 |
| Cleared Load (GW) | 13.3 | 12.7 | 12.5 | 12.6 | 13.0 | 13.9 | 15.8 | 16.3 | 16.5 | 16.4 | 16.3 | 16.2 | 15.8 | 15.6 | 15.4 | 15.3 | 15.8 | 17.1 | 17.4 | 16.9 | 16.4 | 14.9 | 13.7 | 12.3 | | |



Preliminary Real-Time Prices with Forecasted and Actual System Load

| Hour Ending: | 1 | 2 | 3 | 4 | 5 | 6 | 7 | 8 | 9 | 10 | 11 | 12 | 13 | 14 | 15 | 16 | 17 | 18 | 19 | 20 | 21 | 22 | 23 | 24 | Avg. Hr \$ | |
|------------------------------|-------|-------|-------|-------|-------|-------|-------|-------|-------|-------|-------|-------|-------|-------|-------|-------|-------|--------|-------|-------|-------|-------|-------|-------|------------|-------|
| Connecticut | 36.14 | 35.17 | 35.24 | 35.12 | 38.87 | 40.78 | 57.73 | 81.38 | 54.54 | 58.27 | 49.11 | 43.58 | 41.95 | 41.20 | 39.79 | 38.56 | 50.49 | 166.35 | 42.41 | 42.15 | 43.64 | 42.08 | 34.72 | 38.59 | 49.49 | 54.39 |
| NEMass/Boston | 35.54 | 34.55 | 34.62 | 34.58 | 38.32 | 40.10 | 56.02 | 78.85 | 53.11 | 56.50 | 47.61 | 42.45 | 41.02 | 40.26 | 38.92 | 37.88 | 49.38 | 161.63 | 41.59 | 41.31 | 42.41 | 40.72 | 34.04 | 38.27 | 48.32 | 52.98 |
| New Hampshire | 35.44 | 34.44 | 34.53 | 34.52 | 38.38 | 40.28 | 56.23 | 78.80 | 53.11 | 56.59 | 47.67 | 42.48 | 41.02 | 40.21 | 38.90 | 37.96 | 49.48 | 161.08 | 41.39 | 41.02 | 42.23 | 40.59 | 33.84 | 37.88 | 48.25 | 52.90 |
| Maine | 35.45 | 34.28 | 34.55 | 34.66 | 38.99 | 41.35 | 57.88 | 81.00 | 54.61 | 58.14 | 48.92 | 43.46 | 41.82 | 40.75 | 39.48 | 38.73 | 50.50 | 164.83 | 42.09 | 41.59 | 42.61 | 40.68 | 33.76 | 37.74 | 49.08 | 53.94 |
| Mass Hub | 35.92 | 34.97 | 35.03 | 35.01 | 38.77 | 40.51 | 56.70 | 79.62 | 53.57 | 57.06 | 48.15 | 42.90 | 41.46 | 40.71 | 39.35 | 38.23 | 49.89 | 163.18 | 41.90 | 41.64 | 42.83 | 41.22 | 34.38 | 38.51 | 48.81 | 53.51 |
| DA Forecast Load (GW) | 13.83 | 13.33 | 13.09 | 13.19 | 13.40 | 14.58 | 16.61 | 17.60 | 17.59 | 17.49 | 17.29 | 17.00 | 16.60 | 16.33 | 16.00 | 15.92 | 16.43 | 17.85 | 18.27 | 17.94 | 17.29 | 16.23 | 14.80 | 13.49 | | |
| Forecast Error % | -0.2% | 0.9% | 2.0% | 2.8% | 3.5% | -0.4% | -0.8% | -0.6% | 0.1% | 0.2% | 0.4% | 0.6% | 1.2% | 1.4% | 1.9% | 2.0% | 1.5% | 0.6% | 1.0% | 0.4% | 0.2% | -0.1% | -0.8% | -0.7% | | |





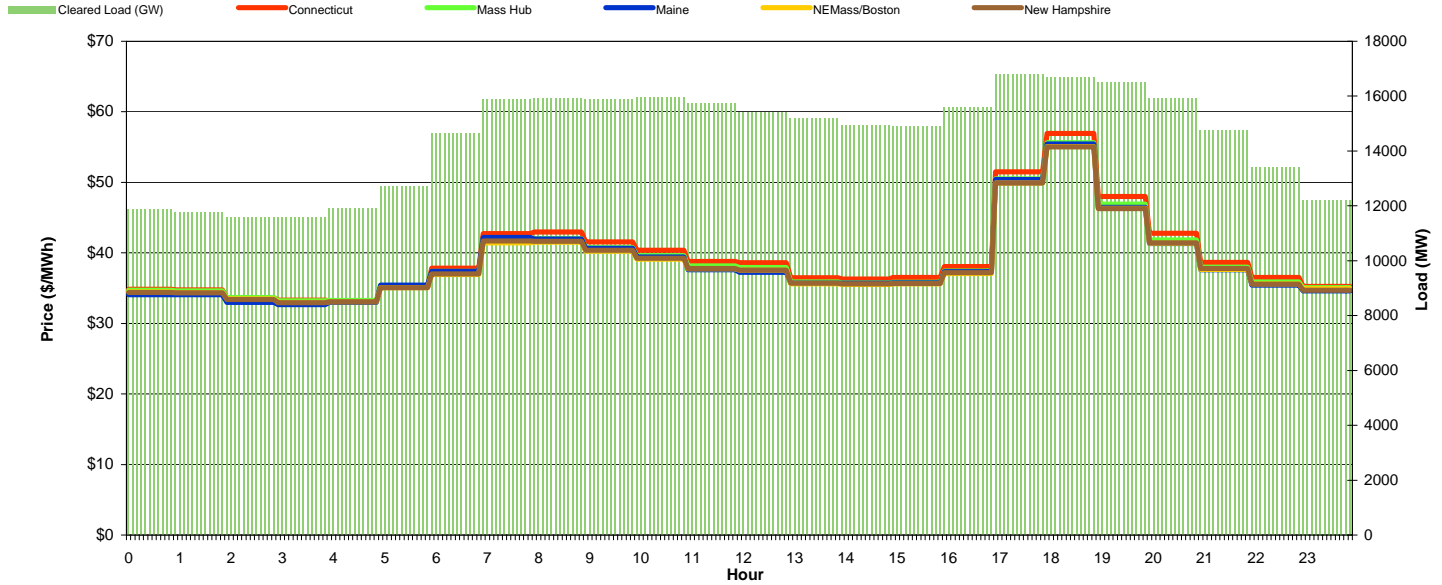
ISO-NE Daily Report

Thursday February 17, 2011

| | | | |
|-------------------------|--------|--------|-------|
| Price | <=0 | >=100 | >=200 |
| Forecast Error % | 0-4.9% | 5-9.9% | >=10% |

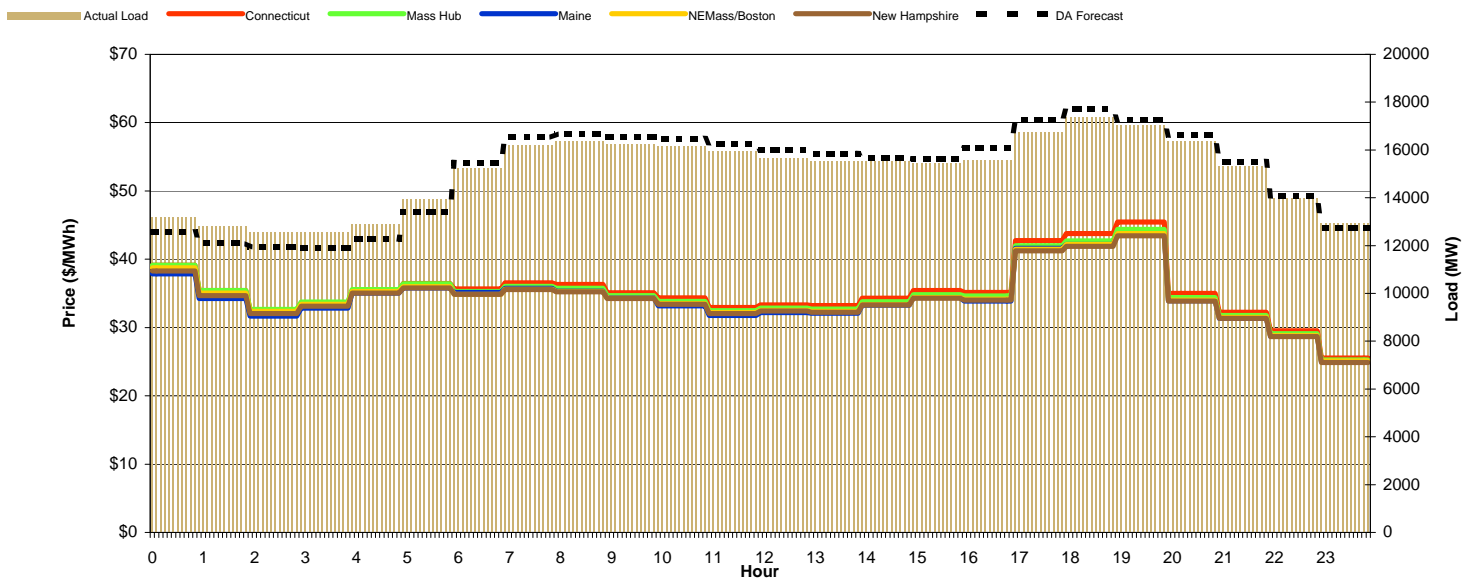
Day-Ahead Prices and Cleared Load

| Hour Ending: | 1 | 2 | 3 | 4 | 5 | 6 | 7 | 8 | 9 | 10 | 11 | 12 | 13 | 14 | 15 | 16 | 17 | 18 | 19 | 20 | 21 | 22 | 23 | 24 | Avg. Hr \$ | | | | |
|-------------------|-------|-------|-------|-------|-------|-------|-------|-------|-------|-------|-------|-------|-------|-------|-------|-------|-------|-------|-------|-------|-------|-------|-------|-------|------------|-------|-------|--|--|
| | All | On Pk | | | | | | | | | | | | | | | | | | | | | | | | | | | |
| Connecticut | 34.85 | 34.77 | 33.63 | 33.31 | 33.20 | 35.11 | 37.82 | 42.73 | 42.94 | 41.55 | 40.36 | 38.78 | 38.59 | 36.47 | 36.29 | 36.54 | 38.06 | 51.49 | 56.94 | 48.00 | 42.77 | 38.66 | 36.50 | 35.24 | 35.24 | 39.36 | 41.67 | | |
| NEMass/Boston | 34.48 | 34.37 | 33.50 | 33.00 | 33.05 | 35.05 | 36.93 | 41.43 | 41.49 | 40.26 | 39.12 | 37.74 | 37.57 | 35.63 | 35.54 | 35.63 | 37.05 | 49.91 | 55.08 | 46.33 | 41.36 | 37.67 | 35.59 | 34.91 | 38.45 | 40.46 | | | |
| New Hampshire | 34.38 | 34.35 | 33.37 | 32.95 | 33.09 | 35.09 | 37.04 | 41.67 | 41.65 | 40.38 | 39.25 | 37.79 | 37.58 | 35.70 | 35.59 | 35.68 | 37.20 | 49.91 | 55.03 | 46.27 | 41.41 | 37.78 | 35.56 | 34.72 | 38.48 | 40.53 | | | |
| Maine | 34.07 | 34.05 | 33.00 | 32.66 | 32.97 | 35.45 | 37.40 | 42.17 | 41.95 | 40.64 | 39.41 | 37.62 | 37.25 | 35.69 | 35.70 | 35.76 | 37.34 | 50.38 | 55.46 | 46.46 | 41.34 | 37.61 | 35.45 | 34.60 | 38.52 | 40.64 | | | |
| Mass Hub | 34.70 | 34.62 | 33.65 | 33.22 | 33.25 | 35.16 | 37.37 | 42.02 | 42.02 | 40.75 | 39.61 | 38.15 | 37.93 | 35.88 | 35.76 | 35.86 | 37.43 | 50.48 | 55.62 | 46.90 | 41.82 | 37.98 | 35.89 | 35.07 | 38.80 | 40.88 | | | |
| Cleared Load (GW) | 11.9 | 11.8 | 11.6 | 11.6 | 11.9 | 12.7 | 14.7 | 15.9 | 15.9 | 15.9 | 15.9 | 15.7 | 15.4 | 15.2 | 14.9 | 14.9 | 15.6 | 16.8 | 16.7 | 16.5 | 15.9 | 14.8 | 13.4 | 12.2 | | | | | |



Preliminary Real-Time Prices with Forecasted and Actual System Load

| Hour Ending: | 1 | 2 | 3 | 4 | 5 | 6 | 7 | 8 | 9 | 10 | 11 | 12 | 13 | 14 | 15 | 16 | 17 | 18 | 19 | 20 | 21 | 22 | 23 | 24 | Avg. Hr \$ | | | |
|-----------------------|-------|-------|-------|-------|-------|-------|-------|-------|-------|-------|-------|-------|-------|-------|-------|-------|-------|-------|-------|-------|-------|-------|-------|-------|------------|-------|--|--|
| | All | On Pk | | | | | | | | | | | | | | | | | | | | | | | | | | |
| Connecticut | 39.14 | 35.41 | 32.60 | 33.65 | 35.37 | 36.45 | 35.67 | 36.55 | 36.30 | 35.09 | 34.36 | 32.92 | 33.33 | 33.23 | 34.28 | 35.40 | 35.16 | 42.73 | 43.77 | 45.47 | 35.01 | 32.25 | 29.53 | 25.53 | 35.38 | 35.96 | | |
| NEMass/Boston | 38.75 | 35.07 | 32.38 | 33.43 | 35.28 | 35.97 | 34.87 | 35.60 | 35.30 | 34.29 | 33.49 | 32.18 | 32.53 | 32.36 | 33.38 | 34.38 | 34.17 | 41.48 | 42.16 | 43.77 | 34.00 | 31.48 | 28.83 | 25.10 | 34.59 | 34.96 | | |
| New Hampshire | 38.29 | 34.69 | 32.05 | 33.13 | 35.03 | 35.79 | 34.84 | 35.57 | 35.25 | 34.27 | 33.41 | 32.05 | 32.40 | 32.24 | 33.29 | 34.29 | 34.03 | 41.22 | 41.89 | 43.42 | 33.87 | 31.33 | 28.66 | 24.90 | 34.41 | 34.82 | | |
| Maine | 37.84 | 34.24 | 31.69 | 32.83 | 35.03 | 35.81 | 35.12 | 35.74 | 35.33 | 34.35 | 33.18 | 31.77 | 32.21 | 32.09 | 33.28 | 34.37 | 33.87 | 41.59 | 42.15 | 43.65 | 33.94 | 31.34 | 28.70 | 25.03 | 34.38 | 34.85 | | |
| Mass Hub | 39.12 | 35.43 | 32.67 | 33.74 | 35.58 | 36.39 | 35.29 | 36.03 | 35.73 | 34.66 | 33.85 | 32.49 | 32.86 | 32.71 | 33.78 | 34.82 | 34.61 | 41.96 | 42.68 | 44.38 | 34.38 | 31.78 | 29.09 | 25.27 | 34.97 | 35.36 | | |
| DA Forecast Load (GW) | 12.57 | 12.09 | 11.94 | 11.92 | 12.26 | 13.41 | 15.47 | 16.53 | 16.66 | 16.56 | 16.47 | 16.25 | 16.01 | 15.83 | 15.66 | 15.61 | 16.06 | 17.25 | 17.70 | 17.26 | 16.61 | 15.51 | 14.06 | 12.74 | | | | |
| Forecast Error % | 5.1% | 5.8% | 5.3% | 5.4% | 5.4% | 4.1% | -1.6% | -2.1% | -1.8% | -1.8% | -1.8% | -1.9% | -2.1% | -2.0% | -0.9% | -1.0% | -2.9% | -2.9% | -1.7% | -1.3% | -1.4% | -1.1% | -0.6% | 1.5% | | | | |





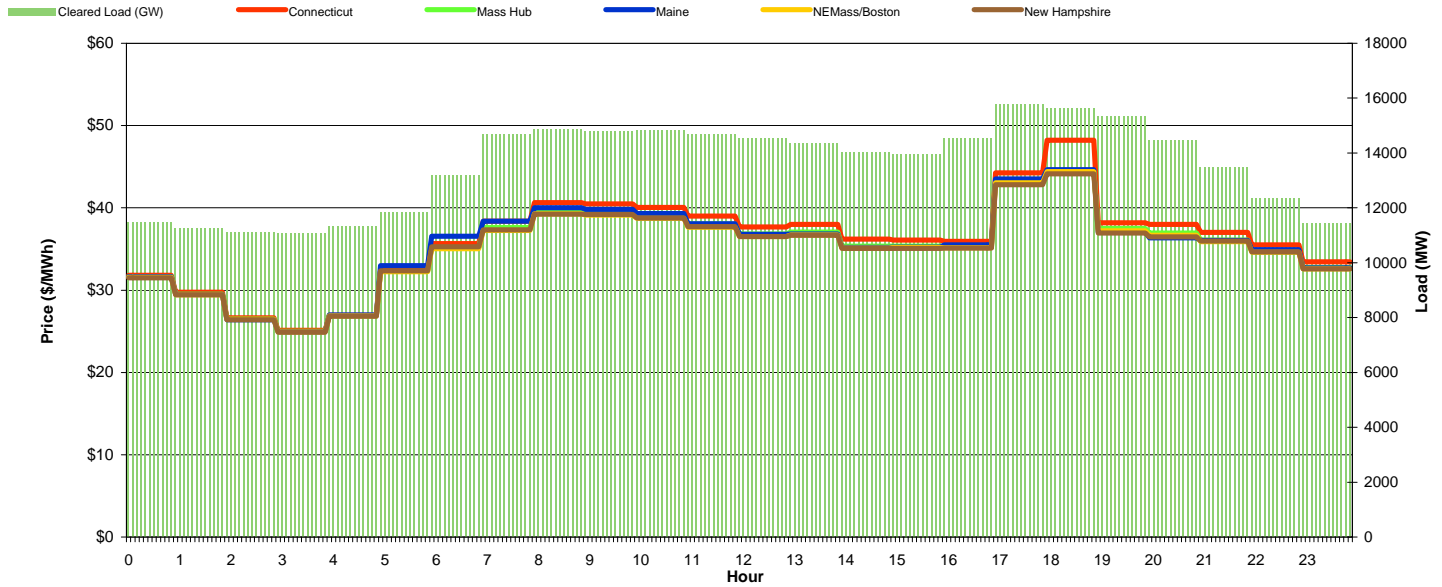
ISO-NE Daily Report

Friday February 18, 2011

| | | | |
|-------------------------|--------|--------|-------|
| Price | <=0 | >=100 | >=200 |
| Forecast Error % | 0-4.9% | 5-9.9% | >=10% |

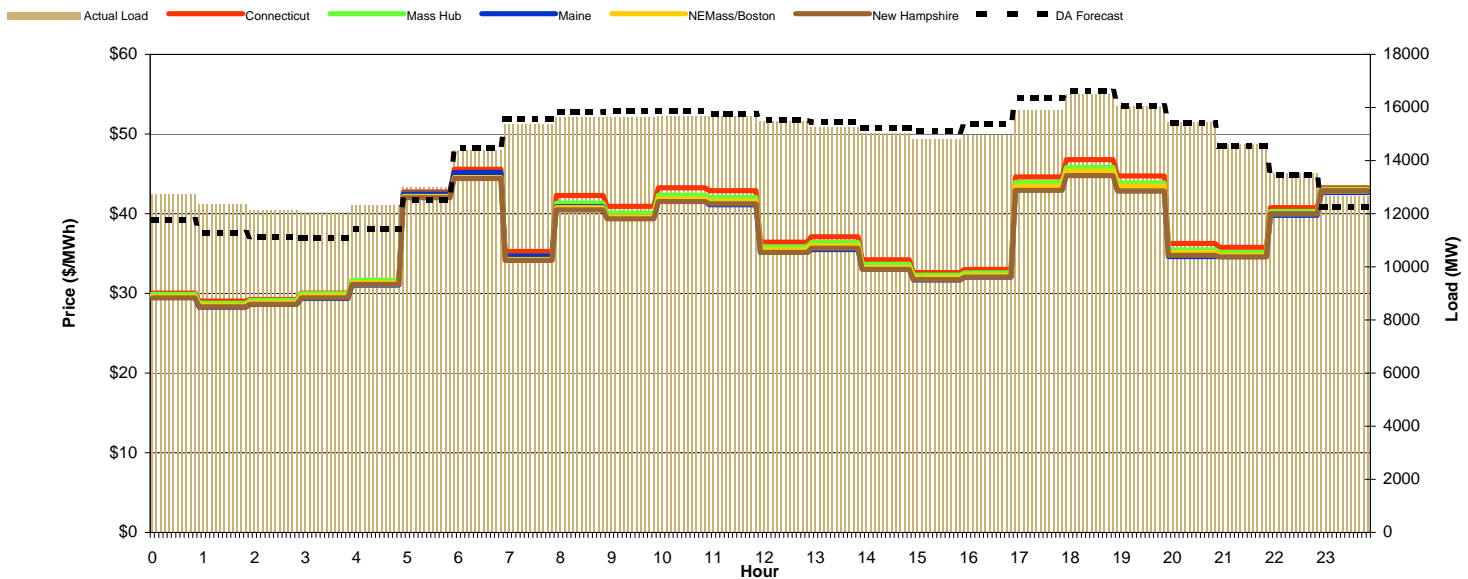
Day-Ahead Prices and Cleared Load

| Hour Ending: | 1 | 2 | 3 | 4 | 5 | 6 | 7 | 8 | 9 | 10 | 11 | 12 | 13 | 14 | 15 | 16 | 17 | 18 | 19 | 20 | 21 | 22 | 23 | 24 | Avg. Hr \$ | | | |
|--------------------------|-------|-------|-------|-------|-------|-------|-------|-------|-------|-------|-------|-------|-------|-------|-------|-------|-------|-------|-------|-------|-------|-------|-------|-------|------------|-------|------------|--------------|
| Connecticut | 31.82 | 29.74 | 26.65 | 25.13 | 26.96 | 32.41 | 35.67 | 38.37 | 40.65 | 40.47 | 40.06 | 39.00 | 37.67 | 38.00 | 36.20 | 36.08 | 35.93 | 44.25 | 48.23 | 38.20 | 38.00 | 37.00 | 35.49 | 33.43 | 36.06 | 38.98 | All | On Pk |
| NEMass/Boston | 31.58 | 29.44 | 26.44 | 24.94 | 26.86 | 32.24 | 35.04 | 37.24 | 39.28 | 39.11 | 38.72 | 37.66 | 36.51 | 36.70 | 35.12 | 35.20 | 35.16 | 43.06 | 44.39 | 37.20 | 36.65 | 35.90 | 34.60 | 32.60 | 35.07 | 37.66 | | |
| New Hampshire | 31.51 | 29.42 | 26.39 | 24.90 | 26.84 | 32.34 | 35.27 | 37.32 | 39.25 | 39.19 | 38.77 | 37.71 | 36.50 | 36.68 | 35.06 | 35.09 | 35.13 | 42.82 | 44.15 | 36.96 | 36.48 | 35.97 | 34.64 | 32.60 | 35.04 | 37.61 | | |
| Maine | 31.66 | 29.47 | 26.41 | 24.95 | 26.99 | 32.97 | 36.57 | 38.38 | 40.00 | 39.83 | 39.30 | 38.06 | 36.77 | 36.81 | 35.21 | 35.22 | 35.49 | 43.53 | 44.64 | 37.06 | 36.34 | 36.05 | 34.92 | 32.71 | 35.39 | 37.98 | | |
| Mass Hub | 31.64 | 29.51 | 26.50 | 25.00 | 26.90 | 32.28 | 35.19 | 37.62 | 39.71 | 39.50 | 39.09 | 38.02 | 36.82 | 37.04 | 35.34 | 35.36 | 35.28 | 43.39 | 44.53 | 37.49 | 36.94 | 36.08 | 34.68 | 32.74 | 35.28 | 37.93 | | |
| Cleared Load (GW) | 11.5 | 11.2 | 11.1 | 11.1 | 11.3 | 11.8 | 13.2 | 14.7 | 14.9 | 14.8 | 14.8 | 14.7 | 14.5 | 14.4 | 14.0 | 14.0 | 14.5 | 15.8 | 15.6 | 15.3 | 14.5 | 13.5 | 12.3 | 11.4 | | | | |



Preliminary Real-Time Prices with Forecasted and Actual System Load

| Hour Ending: | 1 | 2 | 3 | 4 | 5 | 6 | 7 | 8 | 9 | 10 | 11 | 12 | 13 | 14 | 15 | 16 | 17 | 18 | 19 | 20 | 21 | 22 | 23 | 24 | Avg. Hr \$ | | | |
|------------------------------|-------|-------|-------|-------|-------|-------|-------|-------|-------|-------|-------|-------|-------|-------|-------|-------|-------|-------|-------|-------|-------|-------|-------|-------|------------|-------|------------|--------------|
| Connecticut | 30.06 | 29.03 | 29.25 | 30.05 | 31.61 | 42.75 | 45.58 | 35.25 | 42.28 | 40.92 | 43.24 | 42.90 | 36.42 | 37.12 | 34.22 | 32.62 | 33.01 | 44.63 | 46.80 | 44.74 | 36.28 | 35.80 | 40.76 | 43.27 | 37.86 | 39.19 | All | On Pk |
| NEMass/Boston | 29.60 | 28.47 | 28.84 | 29.68 | 31.33 | 42.17 | 44.52 | 34.26 | 40.77 | 39.58 | 41.85 | 41.58 | 35.46 | 35.98 | 33.25 | 31.98 | 32.26 | 43.45 | 45.35 | 43.47 | 35.09 | 34.79 | 39.98 | 42.84 | 36.94 | 38.07 | | |
| New Hampshire | 29.42 | 28.30 | 28.62 | 29.43 | 31.11 | 42.00 | 44.43 | 34.13 | 40.50 | 39.36 | 41.53 | 41.23 | 35.16 | 35.68 | 33.02 | 31.73 | 32.03 | 42.94 | 44.76 | 42.86 | 34.76 | 34.59 | 40.00 | 42.89 | 36.69 | 37.77 | | |
| Maine | 29.52 | 28.27 | 28.64 | 29.36 | 31.05 | 42.50 | 45.19 | 34.68 | 40.87 | 39.57 | 41.55 | 41.11 | 35.14 | 35.52 | 33.04 | 31.70 | 32.03 | 43.23 | 44.96 | 42.88 | 34.61 | 34.61 | 39.79 | 42.67 | 36.77 | 37.83 | | |
| Mass Hub | 29.88 | 28.77 | 29.11 | 29.96 | 31.63 | 42.54 | 45.00 | 34.65 | 41.34 | 40.08 | 42.32 | 42.03 | 35.81 | 36.40 | 33.64 | 32.27 | 32.58 | 43.92 | 45.84 | 43.87 | 35.45 | 35.13 | 40.29 | 43.04 | 37.31 | 38.48 | | |
| DA Forecast Load (GW) | 11.77 | 11.28 | 11.11 | 11.09 | 11.42 | 12.51 | 14.48 | 15.58 | 15.83 | 15.86 | 15.88 | 15.76 | 15.53 | 15.44 | 15.22 | 15.10 | 15.39 | 16.37 | 16.64 | 16.07 | 15.40 | 14.54 | 13.44 | 12.24 | | | | |
| Forecast Error % | 8.3% | 9.7% | 9.2% | 8.7% | 8.0% | 3.9% | -0.7% | -1.4% | -1.2% | -1.3% | -1.3% | -0.6% | -0.3% | -1.1% | -1.2% | -1.9% | -2.7% | -2.9% | -0.8% | -0.2% | 0.2% | 0.6% | 0.7% | 3.3% | | | | |





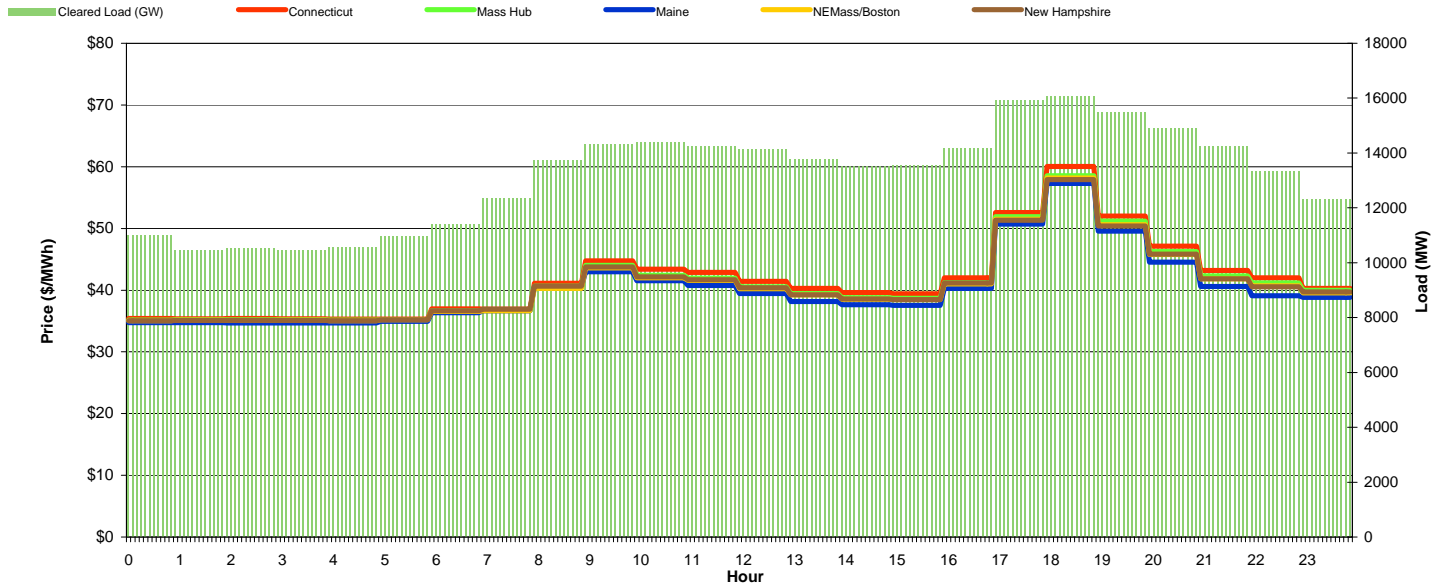
ISO-NE Daily Report

Saturday February 19, 2011

| | | | |
|-------------------------|--------|--------|-------|
| Price | <=0 | >=100 | >=200 |
| Forecast Error % | 0-4.9% | 5-9.9% | >=10% |

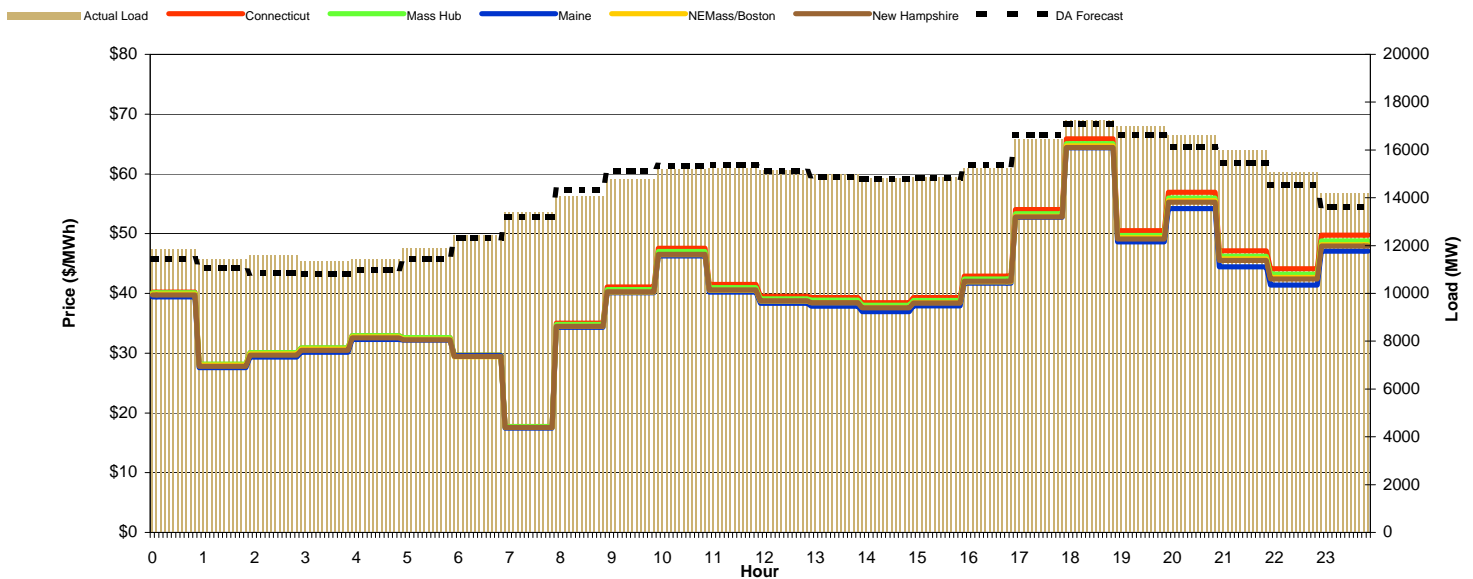
Day-Ahead Prices and Cleared Load

| Hour Ending: | 1 | 2 | 3 | 4 | 5 | 6 | 7 | 8 | 9 | 10 | 11 | 12 | 13 | 14 | 15 | 16 | 17 | 18 | 19 | 20 | 21 | 22 | 23 | 24 | Avg. Hr \$ | | | |
|--------------------------|-------|-------|-------|-------|-------|-------|-------|-------|-------|-------|-------|-------|-------|-------|-------|-------|-------|-------|-------|-------|-------|-------|-------|-------|------------|-------|------------|--------------|
| Connecticut | 35.41 | 35.34 | 35.41 | 35.38 | 35.29 | 35.32 | 36.97 | 36.93 | 41.11 | 44.72 | 43.40 | 42.86 | 41.41 | 40.29 | 39.60 | 39.42 | 42.00 | 52.55 | 60.03 | 52.00 | 47.14 | 43.21 | 42.00 | 40.27 | 41.59 | 44.29 | All | On Pk |
| NEMass/Boston | 35.04 | 35.16 | 35.10 | 35.13 | 35.04 | 35.18 | 36.54 | 36.67 | 40.30 | 43.59 | 42.02 | 41.60 | 40.22 | 39.23 | 38.53 | 38.45 | 40.99 | 51.51 | 58.19 | 50.61 | 45.79 | 41.86 | 40.68 | 39.58 | 40.71 | 43.14 | | |
| New Hampshire | 35.07 | 35.11 | 35.08 | 35.11 | 35.04 | 35.21 | 36.67 | 36.89 | 40.64 | 43.75 | 42.17 | 41.68 | 40.38 | 39.26 | 38.56 | 38.47 | 41.16 | 51.32 | 57.90 | 50.42 | 45.84 | 41.86 | 40.55 | 39.70 | 40.74 | 43.18 | | |
| Maine | 34.74 | 34.72 | 34.68 | 34.70 | 34.66 | 34.95 | 36.35 | 36.63 | 40.52 | 42.98 | 41.51 | 40.76 | 39.48 | 38.18 | 37.62 | 37.55 | 40.31 | 50.72 | 57.31 | 49.59 | 44.53 | 40.59 | 39.09 | 38.84 | 40.04 | 42.34 | | |
| Mass Hub | 35.13 | 35.18 | 35.20 | 35.21 | 35.13 | 35.19 | 36.64 | 36.73 | 40.63 | 44.00 | 42.43 | 41.95 | 40.57 | 39.48 | 38.79 | 38.68 | 41.24 | 51.92 | 58.55 | 51.16 | 46.24 | 42.32 | 41.16 | 39.99 | 40.98 | 43.49 | | |
| Cleared Load (GW) | 11.0 | 10.5 | 10.5 | 10.4 | 10.6 | 11.0 | 11.4 | 12.3 | 13.7 | 14.3 | 14.4 | 14.2 | 14.1 | 13.8 | 13.5 | 13.5 | 14.2 | 15.9 | 16.1 | 15.5 | 14.9 | 14.3 | 13.3 | 12.3 | | | | |



Preliminary Real-Time Prices with Forecasted and Actual System Load

| Hour Ending: | 1 | 2 | 3 | 4 | 5 | 6 | 7 | 8 | 9 | 10 | 11 | 12 | 13 | 14 | 15 | 16 | 17 | 18 | 19 | 20 | 21 | 22 | 23 | 24 | Avg. Hr \$ | | | |
|------------------------------|-------|-------|-------|-------|-------|-------|-------|-------|-------|-------|-------|-------|-------|-------|-------|-------|-------|-------|-------|-------|-------|-------|-------|-------|------------|-------|------------|--------------|
| Connecticut | 40.20 | 28.11 | 30.09 | 30.87 | 32.93 | 32.61 | 29.67 | 17.70 | 35.01 | 41.06 | 47.57 | 41.48 | 39.50 | 39.32 | 38.46 | 39.28 | 42.88 | 54.04 | 65.84 | 50.47 | 56.92 | 47.13 | 44.11 | 49.74 | 40.62 | 43.80 | All | On Pk |
| NEMass/Boston | 39.89 | 27.99 | 29.87 | 30.69 | 32.70 | 32.32 | 29.42 | 17.58 | 34.50 | 40.21 | 46.47 | 40.51 | 38.72 | 38.47 | 37.62 | 38.43 | 41.95 | 52.92 | 64.71 | 49.32 | 55.53 | 45.76 | 42.67 | 48.12 | 39.85 | 42.84 | | |
| New Hampshire | 39.73 | 27.80 | 29.68 | 30.45 | 32.56 | 32.24 | 29.44 | 17.56 | 34.48 | 40.27 | 46.53 | 40.58 | 38.75 | 38.46 | 37.57 | 38.42 | 42.02 | 52.81 | 64.43 | 49.08 | 55.28 | 45.49 | 42.41 | 47.93 | 39.75 | 42.76 | | |
| Maine | 39.43 | 27.57 | 29.35 | 30.14 | 32.31 | 32.18 | 29.62 | 17.44 | 34.35 | 40.09 | 46.28 | 40.19 | 38.33 | 37.88 | 36.94 | 37.91 | 41.70 | 52.76 | 64.38 | 48.64 | 54.17 | 44.44 | 41.38 | 47.05 | 39.36 | 42.31 | | |
| Mass Hub | 40.11 | 28.17 | 30.09 | 30.89 | 32.93 | 32.59 | 29.65 | 17.70 | 34.81 | 40.65 | 46.99 | 40.94 | 39.08 | 38.87 | 38.02 | 38.84 | 42.39 | 53.34 | 65.07 | 49.71 | 55.96 | 46.23 | 43.22 | 48.77 | 40.21 | 43.24 | | |
| DA Forecast Load (GW) | 11.44 | 11.06 | 10.86 | 10.80 | 10.97 | 11.46 | 12.31 | 13.21 | 14.32 | 15.13 | 15.34 | 15.35 | 15.11 | 14.88 | 14.77 | 14.84 | 15.37 | 16.63 | 17.08 | 16.62 | 16.12 | 15.44 | 14.54 | 13.60 | | | | |
| Forecast Error % | 3.5% | 3.5% | 7.0% | 5.3% | 4.2% | 3.9% | 1.2% | 1.4% | -1.6% | -2.2% | -1.0% | -0.8% | 0.2% | 0.6% | 0.3% | 0.0% | -0.8% | -1.2% | 1.1% | 2.3% | 3.1% | 3.7% | 3.7% | 4.3% | | | | |





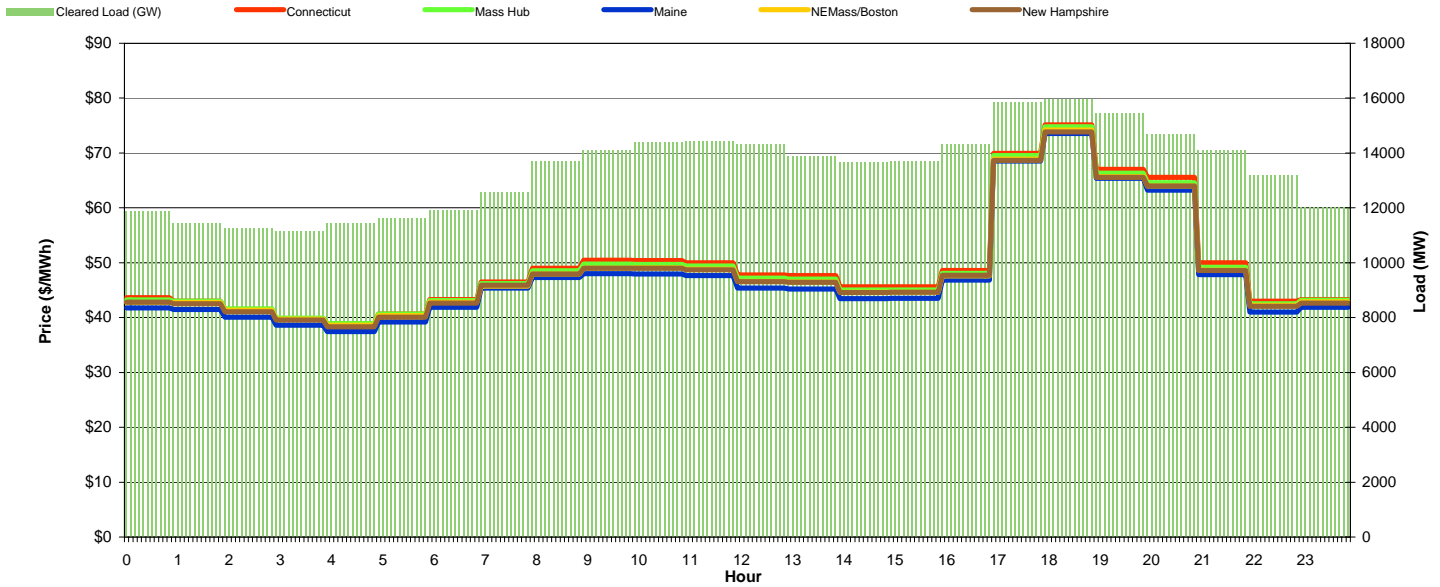
ISO-NE Daily Report

Sunday February 20, 2011

| | | | |
|-------------------------|--------|--------|-------|
| Price | <=0 | >=100 | >=200 |
| Forecast Error % | 0-4.9% | 5-9.9% | >=10% |

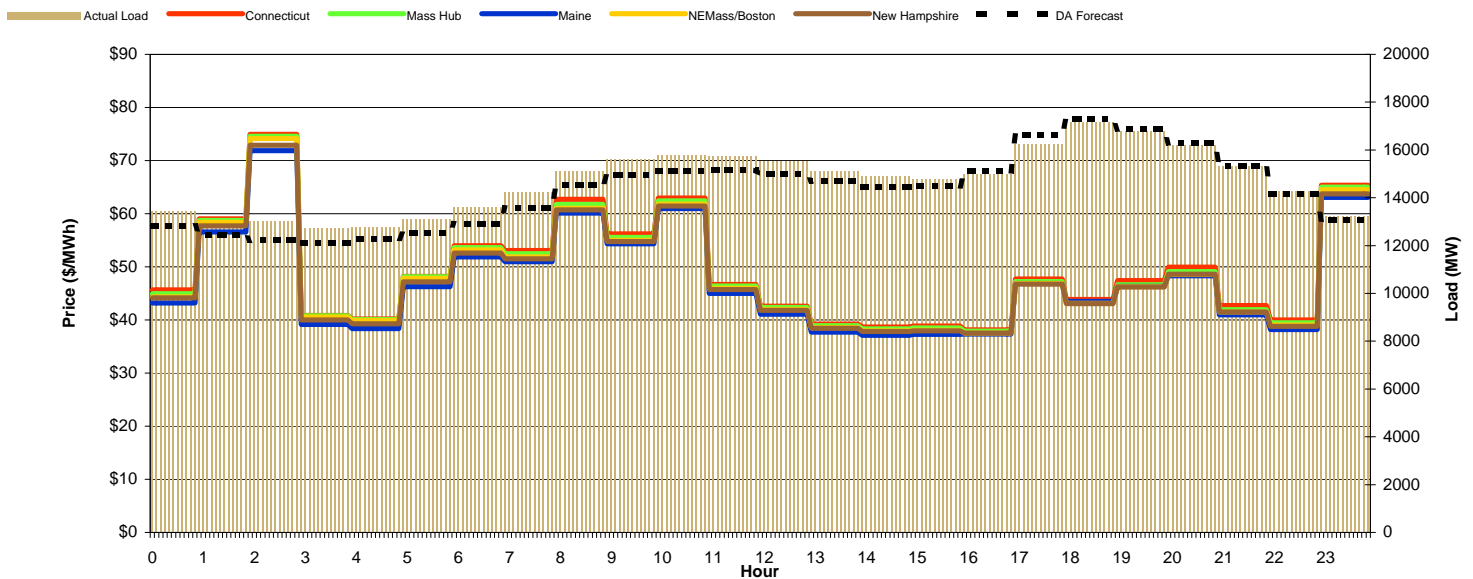
Day-Ahead Prices and Cleared Load

| Hour Ending: | 1 | 2 | 3 | 4 | 5 | 6 | 7 | 8 | 9 | 10 | 11 | 12 | 13 | 14 | 15 | 16 | 17 | 18 | 19 | 20 | 21 | 22 | 23 | 24 | Avg. Hr \$ | | | |
|--------------------------|-------|-------|-------|-------|-------|-------|-------|-------|-------|-------|-------|-------|-------|-------|-------|-------|-------|-------|-------|-------|-------|-------|-------|-------|------------|-------|------------|--------------|
| Connecticut | 43.64 | 42.96 | 41.47 | 39.79 | 38.92 | 40.65 | 43.28 | 46.50 | 49.00 | 50.45 | 50.40 | 50.00 | 47.75 | 47.65 | 45.64 | 45.64 | 48.58 | 69.94 | 75.13 | 67.01 | 65.54 | 50.00 | 43.00 | 43.29 | 49.43 | 53.26 | All | On Pk |
| NEMass/Boston | 42.76 | 42.76 | 41.36 | 39.74 | 38.59 | 40.36 | 42.83 | 45.74 | 47.92 | 49.00 | 49.04 | 48.82 | 46.61 | 46.51 | 44.62 | 44.63 | 47.62 | 68.90 | 74.20 | 65.69 | 63.99 | 48.63 | 42.22 | 42.85 | 48.56 | 52.13 | | |
| New Hampshire | 42.80 | 42.51 | 41.08 | 39.52 | 38.30 | 40.07 | 42.66 | 45.88 | 47.94 | 48.97 | 48.97 | 48.71 | 46.55 | 46.40 | 44.57 | 44.61 | 47.69 | 68.65 | 73.85 | 65.54 | 63.98 | 48.60 | 42.03 | 42.64 | 48.44 | 52.06 | | |
| Maine | 41.74 | 41.47 | 40.06 | 38.61 | 37.47 | 39.18 | 41.89 | 45.38 | 47.30 | 48.02 | 47.94 | 47.63 | 45.35 | 45.18 | 43.44 | 43.50 | 46.86 | 68.56 | 73.58 | 65.38 | 63.20 | 47.82 | 40.99 | 41.90 | 47.60 | 51.26 | | |
| Mass Hub | 43.25 | 42.98 | 41.58 | 39.92 | 38.93 | 40.64 | 43.11 | 46.19 | 48.51 | 49.73 | 49.71 | 49.38 | 47.19 | 47.01 | 45.02 | 45.01 | 48.07 | 69.52 | 74.75 | 66.30 | 64.57 | 49.19 | 42.52 | 43.16 | 49.01 | 52.67 | | |
| Cleared Load (GW) | 11.9 | 11.4 | 11.2 | 11.2 | 11.4 | 11.6 | 11.9 | 12.6 | 13.7 | 14.1 | 14.4 | 14.4 | 14.3 | 13.9 | 13.6 | 13.7 | 14.3 | 15.8 | 15.9 | 15.4 | 14.7 | 14.1 | 13.2 | 12.0 | | | | |



Preliminary Real-Time Prices with Forecasted and Actual System Load

| Hour Ending: | 1 | 2 | 3 | 4 | 5 | 6 | 7 | 8 | 9 | 10 | 11 | 12 | 13 | 14 | 15 | 16 | 17 | 18 | 19 | 20 | 21 | 22 | 23 | 24 | Avg. Hr \$ | | | |
|------------------------------|-------|-------|-------|-------|-------|-------|-------|-------|-------|-------|-------|-------|-------|-------|-------|-------|-------|-------|-------|-------|-------|-------|-------|-------|------------|-------|------------|--------------|
| Connecticut | 45.66 | 59.04 | 74.91 | 40.85 | 40.17 | 48.21 | 53.99 | 53.09 | 62.73 | 56.20 | 62.98 | 46.68 | 42.61 | 39.22 | 38.66 | 38.87 | 38.16 | 47.69 | 43.87 | 47.39 | 49.95 | 42.69 | 40.02 | 65.35 | 49.12 | 46.93 | All | On Pk |
| NEMass/Boston | 44.36 | 58.40 | 74.13 | 40.55 | 39.88 | 47.86 | 53.21 | 51.89 | 61.01 | 54.99 | 61.82 | 45.95 | 41.98 | 38.53 | 37.95 | 38.05 | 37.53 | 46.87 | 43.11 | 46.26 | 48.58 | 41.48 | 39.04 | 64.52 | 48.25 | 45.94 | | |
| New Hampshire | 44.18 | 57.73 | 72.92 | 40.00 | 39.26 | 47.14 | 52.57 | 51.52 | 60.70 | 54.74 | 61.47 | 45.71 | 41.83 | 38.43 | 37.81 | 37.93 | 37.53 | 46.73 | 43.09 | 46.18 | 48.62 | 41.48 | 38.79 | 63.72 | 47.92 | 45.79 | | |
| Maine | 43.22 | 56.58 | 71.86 | 39.18 | 38.39 | 46.29 | 51.89 | 50.98 | 60.11 | 54.32 | 60.97 | 45.02 | 41.06 | 37.72 | 37.09 | 37.27 | 37.34 | 46.88 | 43.49 | 46.32 | 48.29 | 40.99 | 38.17 | 63.08 | 47.35 | 45.38 | | |
| Mass Hub | 44.94 | 58.73 | 74.59 | 40.76 | 40.08 | 48.11 | 53.62 | 52.46 | 61.77 | 55.52 | 62.41 | 46.38 | 42.36 | 38.90 | 38.34 | 38.48 | 37.89 | 47.20 | 43.36 | 46.63 | 49.07 | 41.95 | 39.46 | 64.97 | 48.67 | 46.39 | | |
| DA Forecast Load (GW) | 12.83 | 12.46 | 12.22 | 12.12 | 12.26 | 12.53 | 12.92 | 13.58 | 14.52 | 14.96 | 15.13 | 15.15 | 14.98 | 14.71 | 14.44 | 14.49 | 15.12 | 16.64 | 17.29 | 16.87 | 16.29 | 15.34 | 14.15 | 13.05 | | | | |
| Forecast Error % | 4.7% | 4.1% | 6.5% | 5.1% | 4.2% | 4.4% | 5.4% | 4.9% | 4.0% | 4.4% | 4.4% | 3.9% | 3.6% | 2.8% | 3.2% | 2.0% | -0.8% | -2.3% | -0.8% | -0.4% | -0.7% | 0.0% | 0.9% | 1.3% | | | | |





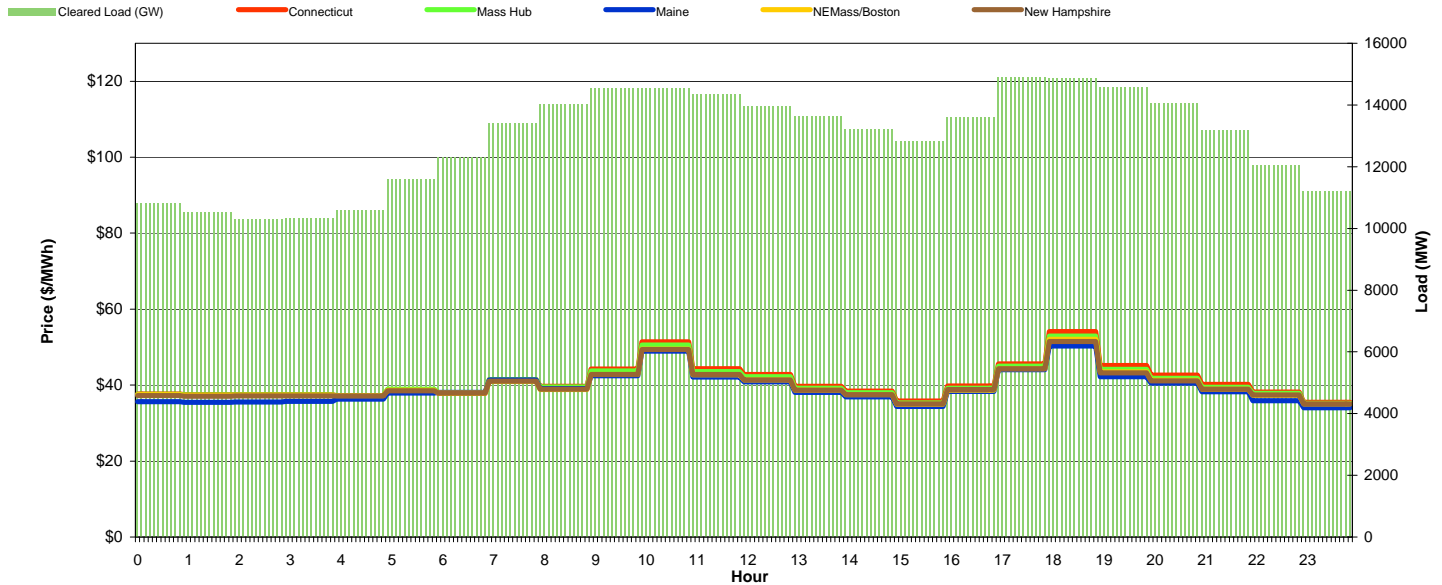
ISO-NE Daily Report

Monday February 21, 2011

| | | | |
|-------------------------|--------|--------|-------|
| Price | <=0 | >=100 | >=200 |
| Forecast Error % | 0-4.9% | 5-9.9% | >=10% |

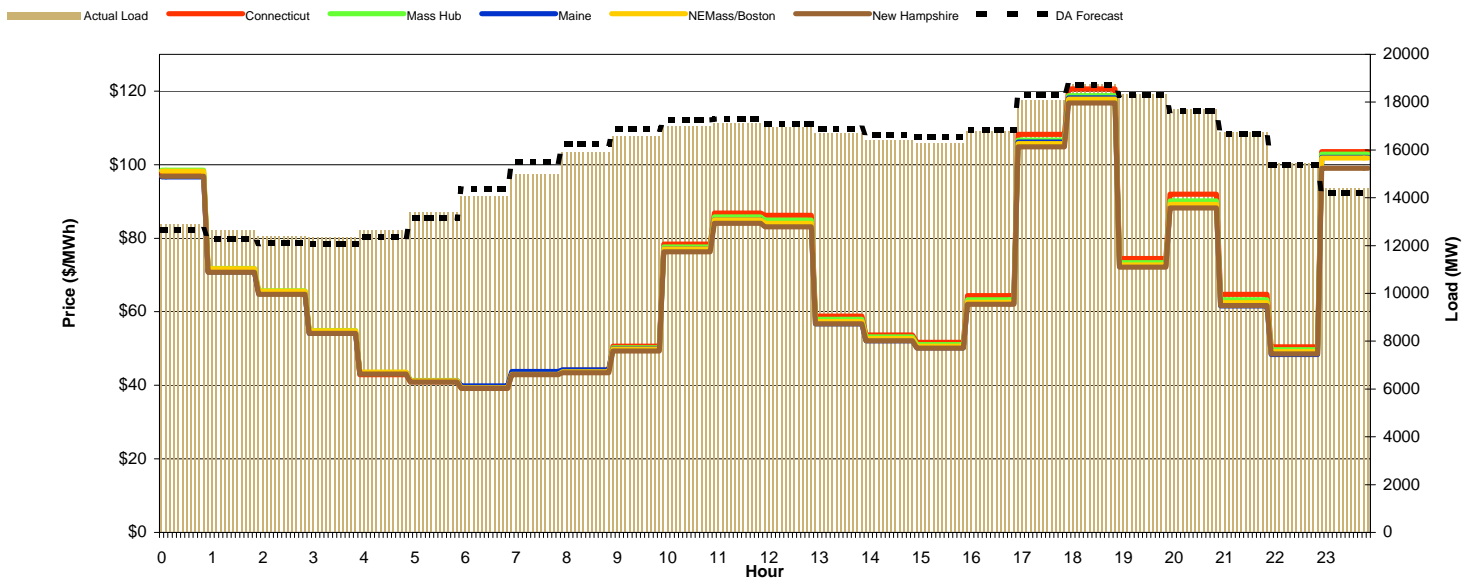
Day-Ahead Prices and Cleared Load

| Hour Ending: | 1 | 2 | 3 | 4 | 5 | 6 | 7 | 8 | 9 | 10 | 11 | 12 | 13 | 14 | 15 | 16 | 17 | 18 | 19 | 20 | 21 | 22 | 23 | 24 | Avg. Hr \$ | | | |
|-------------------|-------|-------|-------|-------|-------|-------|-------|-------|-------|-------|-------|-------|-------|-------|-------|-------|-------|-------|-------|-------|-------|-------|-------|-------|------------|-------|-------|-------|
| | | | | | | | | | | | | | | | | | | | | | | | | | All | On Pk | | |
| Connecticut | 37.67 | 37.47 | 37.49 | 37.49 | 37.18 | 38.67 | 37.80 | 41.44 | 39.67 | 44.22 | 51.39 | 44.33 | 42.80 | 39.68 | 38.39 | 35.81 | 39.80 | 45.62 | 54.09 | 45.15 | 42.61 | 40.15 | 38.18 | 35.45 | 40.94 | 42.71 | 40.94 | 42.71 |
| NEMass/Boston | 37.48 | 37.32 | 37.34 | 37.36 | 37.26 | 38.65 | 37.93 | 40.91 | 38.86 | 42.78 | 49.48 | 42.69 | 41.40 | 38.66 | 37.50 | 34.99 | 38.70 | 44.35 | 52.07 | 43.46 | 41.25 | 38.92 | 37.36 | 35.03 | 40.07 | 41.46 | 40.07 | 41.46 |
| New Hampshire | 37.20 | 37.09 | 37.12 | 37.13 | 37.17 | 38.48 | 37.93 | 41.03 | 38.90 | 42.79 | 49.35 | 42.78 | 41.40 | 38.68 | 37.53 | 35.05 | 38.82 | 44.29 | 51.51 | 43.18 | 41.15 | 38.95 | 37.44 | 35.07 | 40.00 | 41.43 | 40.00 | 41.43 |
| Maine | 35.65 | 35.44 | 35.59 | 35.73 | 36.30 | 37.90 | 38.08 | 41.33 | 39.09 | 42.49 | 48.97 | 42.10 | 40.83 | 38.11 | 36.93 | 34.40 | 38.36 | 44.05 | 50.27 | 42.18 | 40.56 | 38.24 | 35.88 | 34.01 | 39.27 | 40.86 | 39.27 | 40.86 |
| Mass Hub | 37.56 | 37.43 | 37.41 | 37.39 | 37.28 | 38.94 | 38.02 | 41.45 | 39.49 | 43.71 | 50.57 | 43.54 | 42.18 | 39.19 | 37.96 | 35.31 | 39.17 | 45.02 | 52.93 | 44.18 | 41.75 | 39.44 | 37.79 | 35.18 | 40.54 | 42.11 | 40.54 | 42.11 |
| Cleared Load (GW) | 10.8 | 10.5 | 10.3 | 10.3 | 10.6 | 11.6 | 12.3 | 13.4 | 14.0 | 14.6 | 14.6 | 14.3 | 14.0 | 13.6 | 13.2 | 12.8 | 13.6 | 14.9 | 14.9 | 14.6 | 14.0 | 13.2 | 12.0 | 11.2 | | | | |



Preliminary Real-Time Prices with Forecasted and Actual System Load

| Hour Ending: | 1 | 2 | 3 | 4 | 5 | 6 | 7 | 8 | 9 | 10 | 11 | 12 | 13 | 14 | 15 | 16 | 17 | 18 | 19 | 20 | 21 | 22 | 23 | 24 | Avg. Hr \$ | | | |
|-----------------------|-------|-------|-------|-------|-------|-------|-------|-------|-------|-------|-------|-------|-------|-------|-------|-------|-------|--------|--------|-------|-------|-------|-------|--------|------------|-------|-------|-------|
| | | | | | | | | | | | | | | | | | | | | | | | | | All | On Pk | | |
| Connecticut | 97.61 | 70.98 | 65.17 | 54.41 | 42.94 | 40.96 | 39.27 | 43.33 | 44.12 | 50.61 | 78.42 | 86.88 | 86.23 | 58.85 | 53.72 | 51.69 | 64.43 | 108.28 | 120.64 | 74.50 | 91.98 | 64.76 | 50.46 | 103.58 | 68.49 | 70.56 | 68.49 | 70.56 |
| NEMass/Boston | 98.28 | 71.66 | 65.57 | 54.78 | 43.56 | 41.23 | 39.32 | 43.01 | 43.66 | 49.83 | 77.06 | 85.03 | 84.09 | 57.34 | 52.71 | 50.65 | 62.58 | 105.75 | 117.85 | 72.71 | 89.21 | 62.50 | 49.13 | 101.85 | 67.47 | 68.94 | 67.47 | 68.94 |
| New Hampshire | 96.87 | 70.77 | 64.78 | 54.09 | 43.08 | 40.86 | 39.14 | 42.87 | 43.40 | 49.37 | 76.30 | 84.06 | 83.07 | 56.72 | 52.11 | 50.11 | 62.08 | 104.88 | 116.81 | 72.15 | 88.27 | 61.71 | 48.55 | 99.00 | 66.71 | 68.28 | 66.71 | 68.28 |
| Maine | 96.64 | 70.84 | 64.98 | 54.16 | 43.43 | 41.28 | 39.89 | 43.80 | 44.21 | 49.93 | 77.13 | 85.02 | 83.69 | 56.74 | 52.11 | 50.25 | 62.30 | 106.17 | 118.16 | 72.53 | 88.74 | 61.63 | 48.40 | 102.00 | 67.25 | 68.80 | 67.25 | 68.80 |
| Mass Hub | 98.47 | 71.77 | 65.69 | 54.88 | 43.55 | 41.34 | 39.47 | 43.28 | 43.98 | 50.22 | 77.66 | 85.80 | 84.96 | 57.97 | 53.17 | 51.07 | 63.26 | 106.64 | 118.77 | 73.32 | 90.11 | 63.27 | 49.66 | 102.81 | 67.96 | 69.57 | 67.96 | 69.57 |
| DA Forecast Load (GW) | 12.67 | 12.27 | 12.09 | 12.06 | 12.37 | 13.16 | 14.37 | 15.50 | 16.27 | 16.88 | 17.24 | 17.30 | 17.08 | 16.89 | 16.61 | 16.53 | 16.86 | 18.30 | 18.73 | 18.31 | 17.64 | 16.65 | 15.37 | 14.20 | | | | |
| Forecast Error % | 1.9% | 3.0% | 2.5% | 2.6% | 2.4% | 1.9% | -2.2% | -3.3% | -2.1% | -1.8% | -1.4% | -0.9% | -0.8% | -1.2% | -1.1% | -1.5% | -0.5% | -1.2% | 0.2% | 0.2% | 0.5% | 0.5% | 0.4% | 1.4% | | | | |





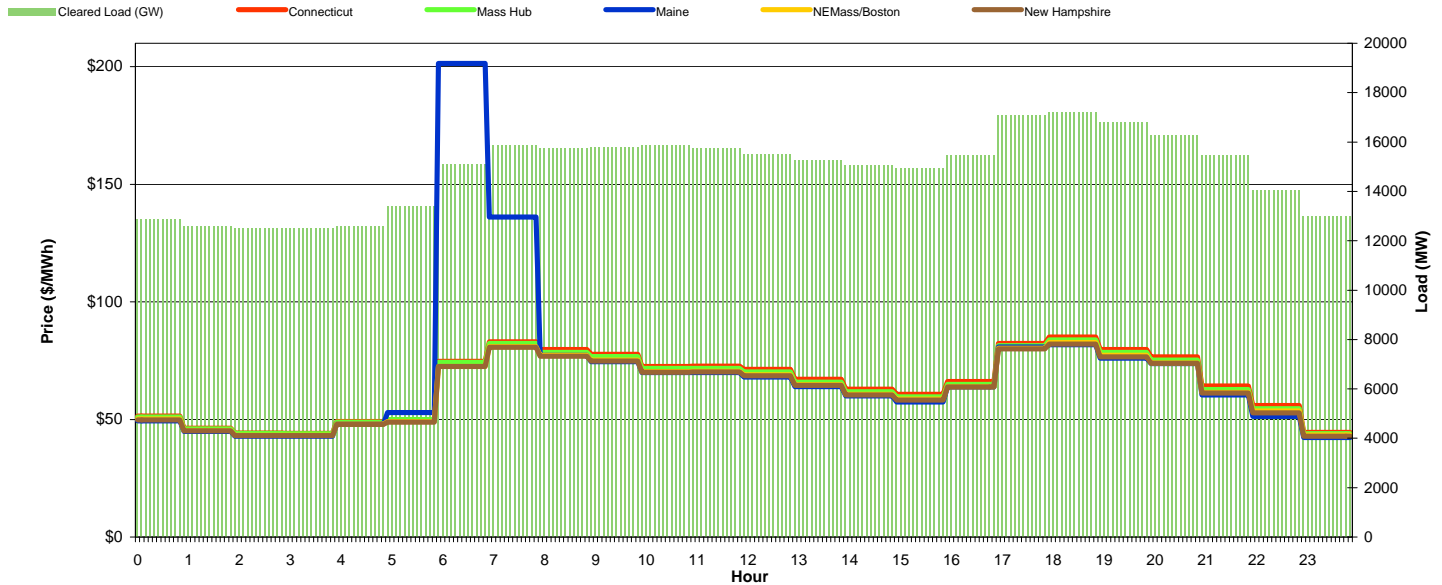
ISO-NE Daily Report

Tuesday February 22, 2011

| | | | |
|-------------------------|--------|--------|-------|
| Price | <=0 | >=100 | >=200 |
| Forecast Error % | 0-4.9% | 5-9.9% | >=10% |

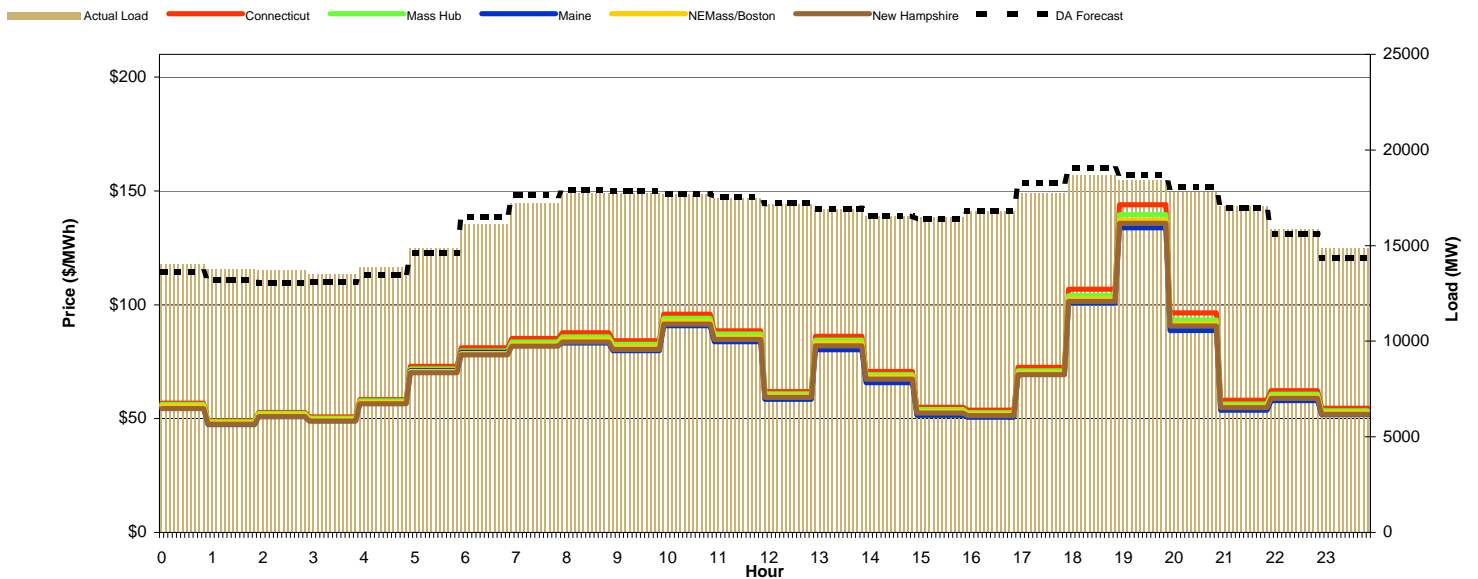
Day-Ahead Prices and Cleared Load

| Hour Ending: | 1 | 2 | 3 | 4 | 5 | 6 | 7 | 8 | 9 | 10 | 11 | 12 | 13 | 14 | 15 | 16 | 17 | 18 | 19 | 20 | 21 | 22 | 23 | 24 | Avg. Hr \$ | | | |
|-------------------|-------|-------|-------|-------|-------|-------|--------|--------|-------|-------|-------|-------|-------|-------|-------|-------|-------|-------|-------|-------|-------|-------|-------|-------|------------|-------|-----|-------|
| Connecticut | 51.38 | 46.28 | 44.25 | 44.15 | 49.09 | 49.91 | 74.68 | 83.05 | 79.73 | 77.66 | 72.55 | 72.72 | 71.35 | 67.06 | 62.88 | 60.68 | 66.15 | 82.36 | 85.00 | 79.76 | 76.68 | 64.23 | 55.89 | 44.56 | 65.09 | 72.36 | All | On Pk |
| NEMass/Boston | 50.16 | 45.29 | 43.34 | 43.25 | 48.07 | 49.12 | 72.54 | 80.99 | 77.25 | 75.31 | 70.42 | 70.53 | 68.95 | 64.73 | 60.76 | 58.69 | 63.92 | 80.32 | 82.71 | 77.25 | 74.05 | 61.57 | 53.58 | 43.43 | 63.18 | 70.06 | | |
| New Hampshire | 49.83 | 45.15 | 43.19 | 43.13 | 47.88 | 48.85 | 72.51 | 80.76 | 76.84 | 74.85 | 70.04 | 70.24 | 68.62 | 64.52 | 60.46 | 58.28 | 63.89 | 79.97 | 82.01 | 76.65 | 73.86 | 61.24 | 52.79 | 42.82 | 62.85 | 69.69 | | |
| Maine | 49.39 | 44.89 | 42.92 | 42.90 | 48.01 | 53.00 | 201.41 | 136.08 | 77.32 | 74.53 | 70.00 | 70.00 | 68.00 | 64.00 | 59.98 | 57.50 | 63.84 | 80.89 | 81.77 | 76.10 | 73.82 | 60.49 | 51.30 | 42.28 | 70.43 | 72.85 | | |
| Mass Hub | 51.01 | 46.05 | 44.03 | 43.96 | 48.81 | 49.89 | 74.25 | 82.33 | 78.54 | 76.73 | 71.73 | 71.79 | 70.26 | 65.85 | 61.73 | 59.63 | 64.93 | 81.41 | 83.89 | 78.50 | 75.28 | 62.71 | 54.60 | 43.99 | 64.25 | 71.24 | | |
| Cleared Load (GW) | 12.9 | 12.6 | 12.5 | 12.5 | 12.6 | 13.4 | 15.1 | 15.9 | 15.7 | 15.8 | 15.9 | 15.7 | 15.5 | 15.3 | 15.1 | 14.9 | 15.5 | 17.1 | 17.2 | 16.8 | 16.3 | 15.4 | 14.0 | 13.0 | | | | |



Preliminary Real-Time Prices with Forecasted and Actual System Load

| Hour Ending: | 1 | 2 | 3 | 4 | 5 | 6 | 7 | 8 | 9 | 10 | 11 | 12 | 13 | 14 | 15 | 16 | 17 | 18 | 19 | 20 | 21 | 22 | 23 | 24 | Avg. Hr \$ | | | |
|-----------------------|-------|-------|-------|-------|-------|-------|-------|-------|-------|-------|-------|-------|-------|-------|-------|-------|-------|-------|--------|--------|-------|-------|-------|-------|------------|-------|-----|-------|
| Connecticut | 56.85 | 49.12 | 52.70 | 50.76 | 58.33 | 73.01 | 81.12 | 85.12 | 87.65 | 84.18 | 95.85 | 88.58 | 61.87 | 86.13 | 70.70 | 54.93 | 53.63 | 72.58 | 106.76 | 143.91 | 96.36 | 58.01 | 62.24 | 54.53 | 74.37 | 81.78 | All | On Pk |
| NEMass/Boston | 55.50 | 48.06 | 51.61 | 49.59 | 57.04 | 70.65 | 78.57 | 82.55 | 84.71 | 81.45 | 92.63 | 85.73 | 59.95 | 83.15 | 68.31 | 53.16 | 51.83 | 70.02 | 102.48 | 137.21 | 91.61 | 55.37 | 59.62 | 52.53 | 71.81 | 78.74 | | |
| New Hampshire | 54.42 | 47.45 | 50.85 | 48.98 | 56.48 | 70.17 | 78.08 | 81.78 | 83.64 | 80.43 | 91.49 | 84.77 | 59.26 | 81.88 | 67.38 | 52.50 | 51.34 | 69.34 | 101.43 | 135.83 | 90.63 | 54.86 | 58.87 | 51.93 | 70.99 | 77.84 | | |
| Maine | 54.96 | 47.36 | 50.94 | 49.06 | 56.98 | 71.17 | 79.11 | 82.17 | 83.18 | 79.85 | 90.76 | 83.77 | 58.43 | 80.33 | 65.85 | 51.46 | 50.67 | 69.41 | 100.79 | 133.88 | 88.68 | 53.65 | 57.89 | 51.69 | 70.50 | 76.92 | | |
| Mass Hub | 56.21 | 48.64 | 52.28 | 50.25 | 57.78 | 71.82 | 79.76 | 83.66 | 85.84 | 82.64 | 94.08 | 87.14 | 60.87 | 84.47 | 69.36 | 53.93 | 52.58 | 71.01 | 104.05 | 139.53 | 93.30 | 56.37 | 60.72 | 53.45 | 72.91 | 79.97 | | |
| DA Forecast Load (GW) | 13.60 | 13.19 | 13.03 | 13.08 | 13.49 | 14.61 | 16.52 | 17.62 | 17.92 | 17.84 | 17.72 | 17.54 | 17.21 | 16.93 | 16.55 | 16.39 | 16.79 | 18.27 | 19.06 | 18.71 | 18.04 | 16.97 | 15.61 | 14.35 | | | | |
| Forecast Error % | 3.3% | 4.3% | 5.3% | 3.3% | 2.9% | 1.7% | -2.2% | -2.1% | -1.1% | -0.4% | -0.1% | -0.2% | -0.3% | -0.2% | -0.1% | 0.5% | 0.2% | -3.0% | -1.9% | -1.6% | -1.4% | 0.5% | 1.7% | 3.6% | | | | |





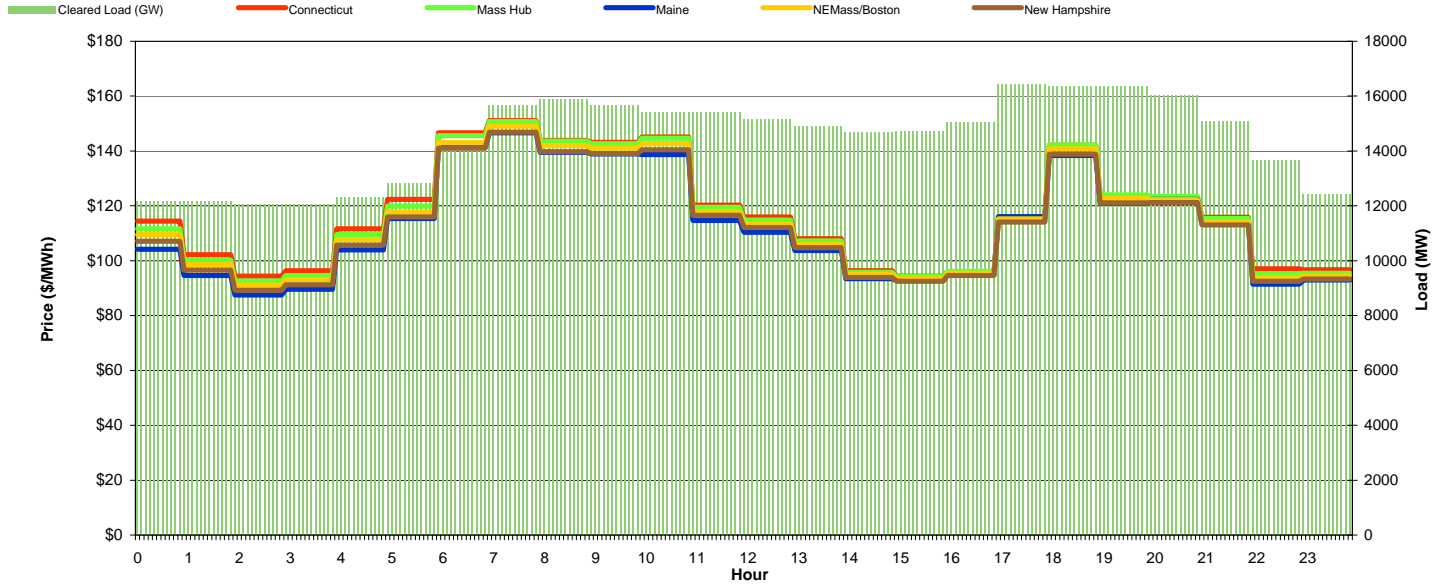
ISO-NE Daily Report

Wednesday February 23, 2011

| | | | |
|-------------------------|--------|--------|-------|
| Price | <=0 | >=100 | >=200 |
| Forecast Error % | 0-4.9% | 5-9.9% | >=10% |

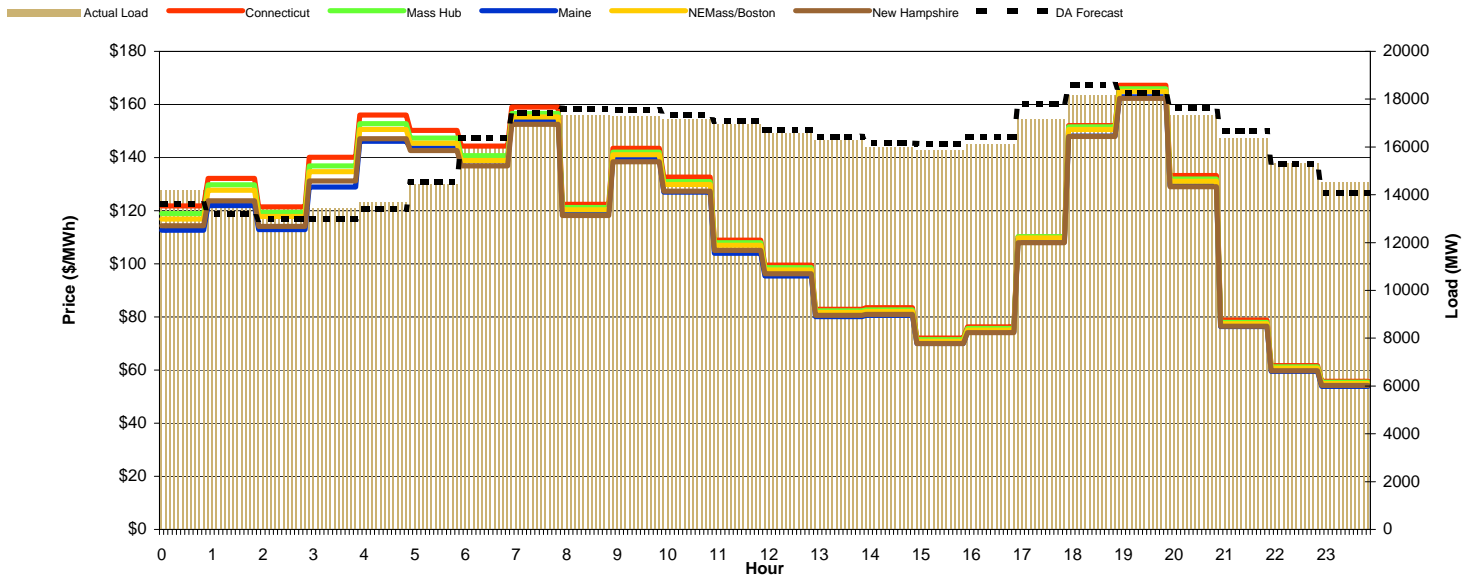
Day-Ahead Prices and Cleared Load

| Hour Ending: | 1 | 2 | 3 | 4 | 5 | 6 | 7 | 8 | 9 | 10 | 11 | 12 | 13 | 14 | 15 | 16 | 17 | 18 | 19 | 20 | 21 | 22 | 23 | 24 | Avg. Hr \$ | | | |
|--------------------------|--------|--------|-------|-------|--------|--------|--------|--------|--------|--------|--------|--------|--------|--------|-------|-------|-------|--------|--------|--------|--------|--------|-------|-------|------------|--------|-----|-------|
| Connecticut | 114.42 | 102.17 | 94.35 | 96.36 | 111.67 | 122.34 | 146.62 | 151.08 | 143.88 | 143.08 | 145.09 | 120.24 | 115.99 | 108.01 | 96.40 | 94.38 | 95.97 | 115.00 | 142.05 | 123.68 | 123.17 | 115.83 | 97.05 | 96.69 | 117.31 | 120.68 | All | On Pk |
| NEMass/Boston | 109.51 | 98.52 | 91.05 | 93.05 | 107.69 | 117.65 | 143.07 | 149.09 | 142.00 | 141.05 | 142.66 | 117.81 | 113.37 | 105.96 | 94.93 | 93.46 | 95.40 | 115.31 | 140.86 | 122.76 | 122.20 | 114.07 | 93.75 | 94.53 | 114.99 | 119.04 | | |
| New Hampshire | 107.10 | 96.54 | 89.23 | 91.20 | 105.73 | 115.93 | 141.02 | 146.84 | 139.81 | 139.01 | 140.41 | 116.52 | 112.15 | 104.80 | 93.89 | 92.54 | 94.61 | 114.07 | 138.83 | 121.06 | 121.16 | 113.06 | 92.50 | 93.36 | 113.39 | 117.58 | | |
| Maine | 104.18 | 94.62 | 87.53 | 89.54 | 103.91 | 115.42 | 141.22 | 146.63 | 139.52 | 138.89 | 138.70 | 114.70 | 110.40 | 103.70 | 93.40 | 92.73 | 95.00 | 116.07 | 138.38 | 121.03 | 122.32 | 113.47 | 91.45 | 92.97 | 112.74 | 117.27 | | |
| Mass Hub | 111.63 | 100.20 | 92.64 | 94.64 | 109.58 | 119.90 | 145.57 | 150.74 | 143.66 | 142.72 | 144.68 | 119.49 | 114.83 | 107.17 | 95.76 | 94.22 | 96.09 | 116.10 | 142.26 | 124.01 | 123.45 | 115.42 | 95.25 | 95.48 | 116.48 | 120.37 | | |
| Cleared Load (GW) | 12.1 | 12.1 | 12.0 | 12.1 | 12.3 | 12.8 | 14.4 | 15.7 | 15.9 | 15.7 | 15.4 | 15.4 | 15.2 | 14.9 | 14.7 | 14.7 | 15.0 | 16.4 | 16.4 | 16.3 | 16.0 | 15.1 | 13.7 | 12.4 | | | | |



Preliminary Real-Time Prices with Forecasted and Actual System Load

| Hour Ending: | 1 | 2 | 3 | 4 | 5 | 6 | 7 | 8 | 9 | 10 | 11 | 12 | 13 | 14 | 15 | 16 | 17 | 18 | 19 | 20 | 21 | 22 | 23 | 24 | Avg. Hr \$ | | | |
|------------------------------|--------|--------|--------|--------|--------|--------|--------|--------|--------|--------|--------|--------|-------|-------|-------|-------|-------|--------|--------|--------|--------|-------|-------|-------|------------|--------|-----|-------|
| Connecticut | 121.75 | 132.17 | 121.47 | 140.16 | 155.98 | 150.24 | 144.31 | 159.00 | 122.36 | 143.50 | 132.63 | 108.94 | 99.47 | 82.87 | 83.52 | 72.09 | 76.22 | 110.18 | 151.99 | 167.28 | 133.23 | 78.75 | 61.66 | 55.80 | 116.90 | 111.48 | All | On Pk |
| NEMass/Boston | 116.89 | 127.74 | 117.79 | 134.73 | 150.57 | 145.43 | 138.91 | 155.27 | 120.33 | 141.12 | 129.87 | 106.98 | 97.76 | 81.63 | 82.01 | 70.87 | 75.04 | 109.71 | 150.60 | 164.93 | 131.03 | 77.49 | 60.75 | 54.97 | 114.27 | 109.71 | | |
| New Hampshire | 114.30 | 123.73 | 114.09 | 131.26 | 147.05 | 142.64 | 136.84 | 152.49 | 118.19 | 138.40 | 127.36 | 105.09 | 96.25 | 80.60 | 80.99 | 69.99 | 74.13 | 107.93 | 147.97 | 162.26 | 129.07 | 76.47 | 59.80 | 54.18 | 112.13 | 107.94 | | |
| Maine | 112.62 | 121.88 | 112.95 | 128.94 | 146.12 | 143.61 | 138.76 | 154.28 | 119.62 | 139.55 | 127.01 | 104.03 | 95.48 | 80.14 | 80.58 | 70.02 | 74.49 | 109.24 | 148.13 | 162.93 | 129.36 | 76.38 | 59.56 | 53.83 | 112.06 | 108.18 | | |
| Mass Hub | 118.95 | 129.75 | 119.42 | 136.90 | 152.74 | 147.31 | 140.75 | 156.68 | 121.17 | 142.09 | 130.94 | 107.90 | 98.54 | 82.25 | 82.66 | 71.41 | 75.64 | 110.26 | 151.53 | 165.88 | 131.96 | 78.00 | 61.16 | 55.41 | 115.39 | 110.50 | | |
| DA Forecast Load (GW) | 13.62 | 13.19 | 12.97 | 12.99 | 13.40 | 14.53 | 16.36 | 17.42 | 17.61 | 17.54 | 17.35 | 17.09 | 16.72 | 16.43 | 16.16 | 16.14 | 16.41 | 17.82 | 18.59 | 18.27 | 17.65 | 16.67 | 15.30 | 14.05 | | | | |
| Forecast Error % | 4.3% | 4.2% | 3.4% | 3.6% | 2.2% | -0.5% | -2.2% | -2.2% | -1.7% | -1.5% | -1.0% | -0.8% | -0.8% | -0.8% | -1.0% | -1.8% | -1.8% | -3.6% | -2.2% | -1.9% | -1.8% | -1.7% | 0.2% | 3.5% | | | | |





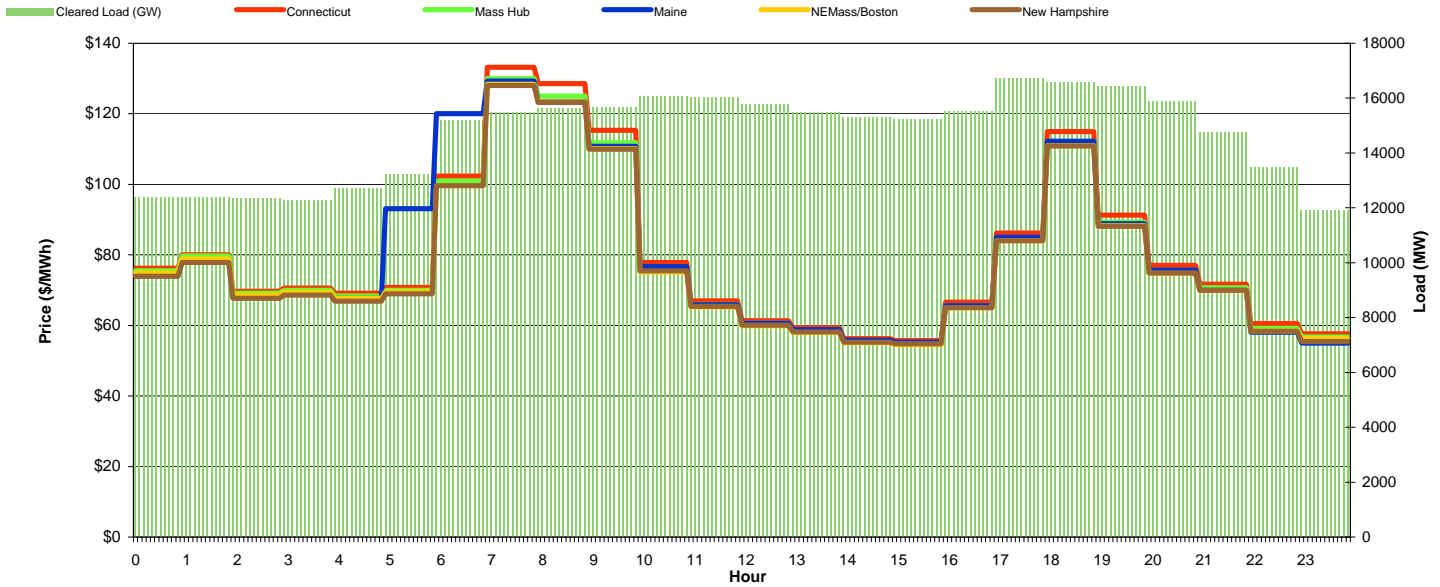
ISO-NE Daily Report

Thursday February 24, 2011

| | | | |
|-------------------------|--------|--------|-------|
| Price | <=0 | >=100 | >=200 |
| Forecast Error % | 0-4.9% | 5-9.9% | >=10% |

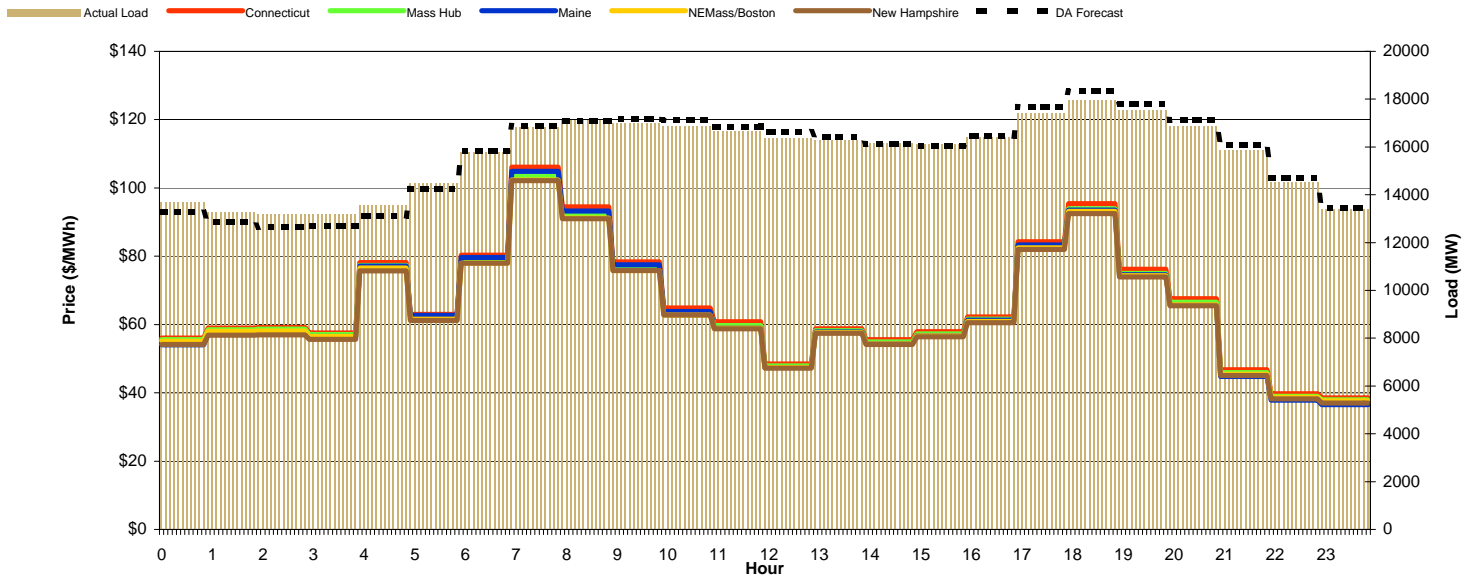
Day-Ahead Prices and Cleared Load

| Hour Ending: | 1 | 2 | 3 | 4 | 5 | 6 | 7 | 8 | 9 | 10 | 11 | 12 | 13 | 14 | 15 | 16 | 17 | 18 | 19 | 20 | 21 | 22 | 23 | 24 | Avg. Hr \$ | | | |
|--------------------------|-------|-------|-------|-------|-------|-------|--------|--------|--------|--------|-------|-------|-------|-------|-------|-------|-------|-------|--------|-------|-------|-------|-------|-------|------------|-------|------------|--------------|
| Connecticut | 76.20 | 80.00 | 69.64 | 70.55 | 69.12 | 70.80 | 102.35 | 133.20 | 128.57 | 115.33 | 77.88 | 66.95 | 61.37 | 59.38 | 56.23 | 55.67 | 66.64 | 86.23 | 115.00 | 91.28 | 77.00 | 71.65 | 60.56 | 57.59 | 79.97 | 82.68 | All | On Pk |
| NEMass/Boston | 74.82 | 78.83 | 68.58 | 69.42 | 67.72 | 69.57 | 99.61 | 128.36 | 123.37 | 110.15 | 75.09 | 65.20 | 59.90 | 57.94 | 55.09 | 54.54 | 64.92 | 83.99 | 110.94 | 88.24 | 74.72 | 69.82 | 58.44 | 56.25 | 77.73 | 80.04 | | |
| New Hampshire | 73.91 | 77.86 | 67.68 | 68.59 | 66.87 | 68.95 | 99.58 | 128.05 | 123.20 | 109.98 | 75.53 | 65.44 | 60.11 | 58.14 | 55.30 | 54.79 | 65.08 | 84.01 | 110.88 | 88.06 | 74.88 | 69.94 | 58.31 | 55.47 | 77.53 | 80.11 | | |
| Maine | 74.06 | 77.99 | 67.92 | 69.03 | 67.70 | 93.09 | 120.00 | 129.28 | 123.47 | 110.80 | 76.68 | 65.91 | 60.57 | 58.80 | 55.84 | 55.28 | 65.57 | 85.06 | 112.26 | 88.83 | 75.68 | 70.00 | 58.11 | 55.00 | 79.87 | 80.76 | | |
| Mass Hub | 75.53 | 79.65 | 69.12 | 69.95 | 68.36 | 69.98 | 100.90 | 129.98 | 125.03 | 111.81 | 76.08 | 65.99 | 60.62 | 58.53 | 55.59 | 55.05 | 65.60 | 84.88 | 112.19 | 89.27 | 75.46 | 70.64 | 59.15 | 56.72 | 78.59 | 80.99 | | |
| Cleared Load (GW) | 12.4 | 12.4 | 12.4 | 12.3 | 12.7 | 13.2 | 15.2 | 15.5 | 15.6 | 15.6 | 16.1 | 16.0 | 15.8 | 15.5 | 15.3 | 15.2 | 15.5 | 16.7 | 16.6 | 16.4 | 15.9 | 14.8 | 13.5 | 11.9 | | | | |



Preliminary Real-Time Prices with Forecasted and Actual System Load

| Hour Ending: | 1 | 2 | 3 | 4 | 5 | 6 | 7 | 8 | 9 | 10 | 11 | 12 | 13 | 14 | 15 | 16 | 17 | 18 | 19 | 20 | 21 | 22 | 23 | 24 | Avg. Hr \$ | | | |
|------------------------------|-------|-------|-------|-------|-------|-------|-------|--------|-------|-------|-------|-------|-------|-------|-------|-------|-------|-------|-------|-------|-------|-------|-------|-------|------------|-------|------------|--------------|
| Connecticut | 56.03 | 58.97 | 59.12 | 57.56 | 78.14 | 62.95 | 80.34 | 106.09 | 94.42 | 78.34 | 64.81 | 60.86 | 48.48 | 58.78 | 55.54 | 57.95 | 62.22 | 84.22 | 95.40 | 76.14 | 67.61 | 46.74 | 39.72 | 38.47 | 66.20 | 68.58 | All | On Pk |
| NEMass/Boston | 55.09 | 57.97 | 58.11 | 56.52 | 76.54 | 61.54 | 77.95 | 102.29 | 91.15 | 75.80 | 62.78 | 58.94 | 47.41 | 57.63 | 54.39 | 56.74 | 60.88 | 82.44 | 93.12 | 74.34 | 65.80 | 45.44 | 38.70 | 37.71 | 64.55 | 66.74 | | |
| New Hampshire | 54.14 | 56.92 | 56.97 | 55.63 | 75.70 | 61.17 | 77.95 | 102.16 | 91.01 | 75.78 | 62.79 | 58.74 | 47.26 | 57.43 | 54.17 | 56.42 | 60.58 | 81.99 | 92.52 | 73.93 | 65.50 | 45.08 | 38.19 | 37.03 | 64.13 | 66.47 | | |
| Maine | 54.06 | 57.25 | 57.57 | 56.52 | 77.14 | 62.73 | 79.61 | 104.87 | 93.21 | 77.45 | 63.78 | 58.93 | 47.38 | 57.85 | 54.41 | 56.79 | 61.29 | 83.30 | 93.55 | 74.55 | 65.73 | 44.83 | 37.84 | 36.59 | 64.88 | 67.24 | | |
| Mass Hub | 55.60 | 58.48 | 58.62 | 57.03 | 77.30 | 62.13 | 78.78 | 103.36 | 92.07 | 76.61 | 63.53 | 59.70 | 47.90 | 58.18 | 54.92 | 57.30 | 61.53 | 83.16 | 93.87 | 75.01 | 66.54 | 45.92 | 39.01 | 37.95 | 65.19 | 67.41 | | |
| DA Forecast Load (GW) | 13.26 | 12.86 | 12.65 | 12.70 | 13.11 | 14.26 | 15.82 | 16.90 | 17.10 | 17.18 | 17.11 | 16.85 | 16.63 | 16.41 | 16.13 | 16.03 | 16.44 | 17.68 | 18.32 | 17.82 | 17.12 | 16.07 | 14.69 | 13.46 | | | | |
| Forecast Error % | 3.3% | 3.4% | 4.1% | 4.1% | 3.6% | 1.5% | -0.3% | -0.5% | 0.1% | -1.0% | -1.4% | -1.1% | -1.4% | -0.8% | 0.1% | 0.6% | -0.2% | -1.5% | -1.9% | -1.5% | -1.5% | -1.4% | -1.1% | -0.5% | | | | |





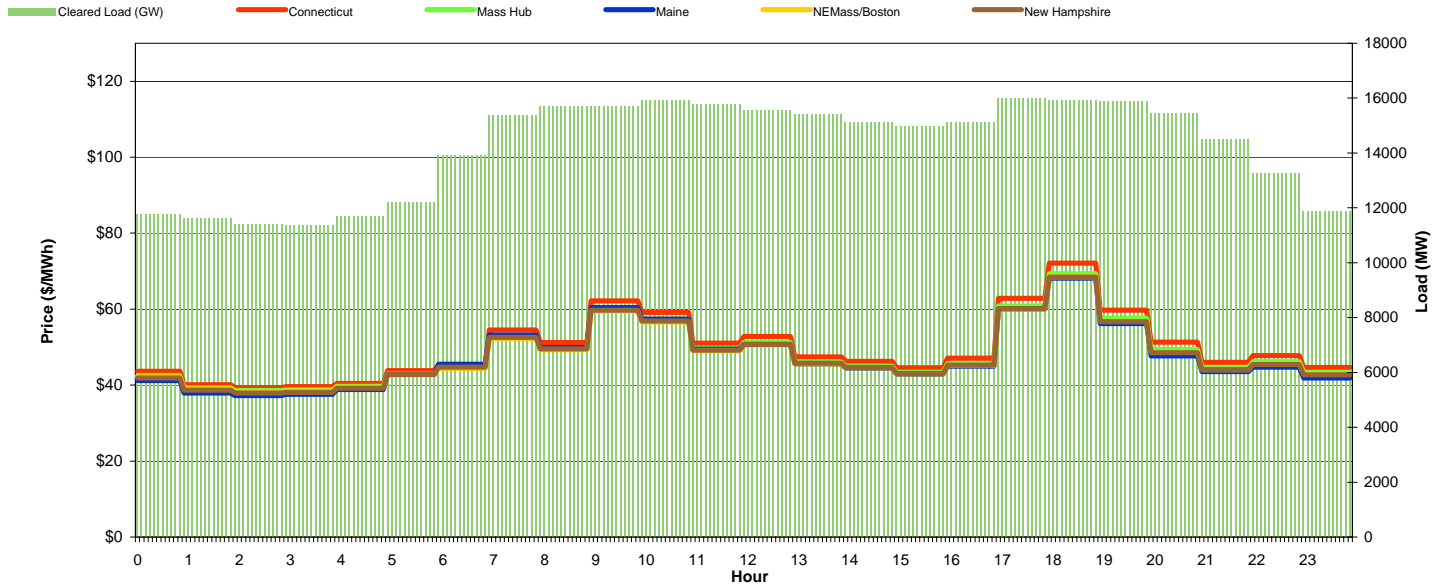
ISO-NE Daily Report

Friday February 25, 2011

| | | | |
|-------------------------|--------|--------|-------|
| Price | <=0 | >=100 | >=200 |
| Forecast Error % | 0-4.9% | 5-9.9% | >=10% |

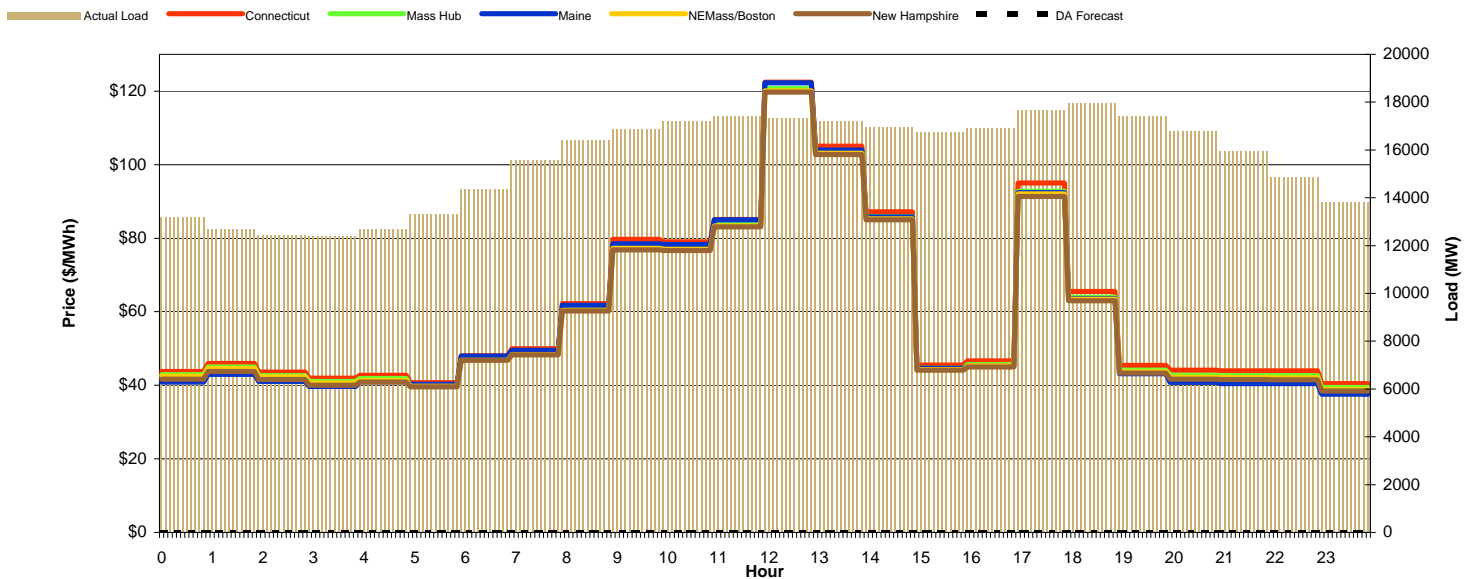
Day-Ahead Prices and Cleared Load

| Hour Ending: | 1 | 2 | 3 | 4 | 5 | 6 | 7 | 8 | 9 | 10 | 11 | 12 | 13 | 14 | 15 | 16 | 17 | 18 | 19 | 20 | 21 | 22 | 23 | 24 | Avg. Hr \$ | | | |
|--------------------------|-------|-------|-------|-------|-------|-------|-------|-------|-------|-------|-------|-------|-------|-------|-------|-------|-------|-------|-------|-------|-------|-------|-------|-------|------------|-------|-----|-------|
| Connecticut | 43.68 | 40.08 | 39.33 | 39.59 | 40.48 | 43.83 | 45.24 | 54.50 | 51.19 | 62.17 | 59.16 | 51.08 | 52.80 | 47.41 | 46.29 | 44.53 | 47.13 | 62.87 | 72.11 | 59.75 | 51.27 | 46.02 | 47.79 | 44.66 | 49.71 | 53.50 | All | On Pk |
| NEMass/Boston | 42.19 | 38.99 | 38.27 | 38.44 | 39.44 | 42.73 | 44.42 | 52.25 | 49.26 | 59.47 | 56.64 | 49.02 | 50.53 | 45.59 | 44.55 | 43.01 | 45.17 | 60.08 | 68.52 | 56.78 | 48.71 | 44.04 | 45.50 | 42.95 | 47.77 | 51.20 | | |
| New Hampshire | 41.90 | 38.65 | 37.93 | 38.12 | 39.18 | 42.76 | 44.77 | 52.58 | 49.50 | 59.73 | 56.88 | 49.18 | 50.69 | 45.71 | 44.66 | 43.04 | 45.28 | 60.12 | 68.40 | 56.69 | 48.56 | 44.09 | 45.41 | 42.73 | 47.77 | 51.28 | | |
| Maine | 41.18 | 37.88 | 37.28 | 37.61 | 38.84 | 42.79 | 45.46 | 53.20 | 49.86 | 60.39 | 57.41 | 49.45 | 50.74 | 45.59 | 44.52 | 42.92 | 45.01 | 60.11 | 68.16 | 56.17 | 47.69 | 43.58 | 44.76 | 41.90 | 47.60 | 51.22 | | |
| Mass Hub | 42.54 | 39.26 | 38.57 | 38.72 | 39.70 | 42.97 | 44.65 | 53.00 | 49.82 | 60.20 | 57.37 | 49.63 | 51.19 | 46.06 | 45.00 | 43.42 | 45.67 | 60.83 | 69.30 | 57.61 | 49.35 | 44.57 | 46.13 | 43.36 | 48.29 | 51.82 | | |
| Cleared Load (GW) | 11.8 | 11.6 | 11.4 | 11.4 | 11.7 | 12.2 | 13.9 | 15.4 | 15.7 | 15.7 | 15.9 | 15.8 | 15.6 | 15.4 | 15.1 | 15.0 | 15.1 | 16.0 | 15.9 | 15.9 | 15.4 | 14.5 | 13.3 | 11.9 | | | | |



Preliminary Real-Time Prices with Forecasted and Actual System Load

| Hour Ending: | 1 | 2 | 3 | 4 | 5 | 6 | 7 | 8 | 9 | 10 | 11 | 12 | 13 | 14 | 15 | 16 | 17 | 18 | 19 | 20 | 21 | 22 | 23 | 24 | Avg. Hr \$ | | | | |
|------------------------------|---------|---------|---------|---------|---------|---------|---------|---------|---------|---------|---------|---------|---------|---------|---------|---------|---------|---------|---------|---------|---------|---------|---------|---------|------------|---------|---------|-------|--|
| Connecticut | 43.75 | 45.94 | 43.58 | 41.98 | 42.73 | 40.74 | 48.03 | 49.94 | 62.23 | 79.69 | 79.00 | 85.14 | 122.43 | 105.06 | 87.19 | 45.48 | 46.61 | 95.05 | 65.55 | 45.38 | 44.08 | 43.91 | 43.96 | 40.48 | 60.33 | 68.79 | All | On Pk | |
| NEMass/Boston | 42.43 | 44.56 | 42.25 | 40.63 | 41.36 | 39.79 | 46.84 | 48.35 | 60.40 | 77.25 | 77.04 | 83.40 | 120.05 | 103.09 | 85.29 | 44.25 | 45.35 | 92.08 | 63.43 | 43.72 | 42.22 | 42.09 | 42.05 | 38.93 | 58.62 | 66.88 | | | |
| New Hampshire | 41.71 | 43.79 | 41.58 | 40.03 | 40.94 | 39.62 | 46.78 | 48.27 | 60.21 | 76.82 | 76.64 | 83.07 | 119.72 | 102.75 | 85.02 | 44.09 | 45.02 | 91.35 | 63.02 | 43.33 | 41.71 | 41.60 | 41.50 | 38.45 | 58.21 | 66.51 | | | |
| Maine | 40.94 | 43.00 | 41.05 | 39.65 | 41.01 | 40.32 | 47.91 | 49.49 | 61.79 | 78.45 | 78.35 | 85.02 | 122.22 | 103.95 | 85.77 | 44.60 | 45.37 | 92.39 | 63.57 | 43.12 | 40.81 | 40.49 | 40.47 | 37.58 | 58.64 | 67.24 | | | |
| Mass Hub | 42.87 | 45.01 | 42.68 | 41.06 | 41.84 | 40.15 | 47.19 | 48.82 | 60.89 | 77.76 | 77.43 | 83.74 | 120.67 | 103.71 | 85.91 | 44.60 | 45.68 | 92.74 | 63.93 | 44.15 | 42.73 | 42.61 | 42.66 | 39.45 | 59.10 | 67.38 | | | |
| DA Forecast Load (GW) | 0.00 | 0.00 | 0.00 | 0.00 | 0.00 | 0.00 | 0.00 | 0.00 | 0.00 | 0.00 | 0.00 | 0.00 | 0.00 | 0.00 | 0.00 | 0.00 | 0.00 | 0.00 | 0.00 | 0.00 | 0.00 | 0.00 | 0.00 | 0.00 | 0.00 | 0.00 | | | |
| Forecast Error % | #DIV/0! | #DIV/0! | #DIV/0! | #DIV/0! | #DIV/0! | #DIV/0! | #DIV/0! | #DIV/0! | #DIV/0! | #DIV/0! | #DIV/0! | #DIV/0! | #DIV/0! | #DIV/0! | #DIV/0! | #DIV/0! | #DIV/0! | #DIV/0! | #DIV/0! | #DIV/0! | #DIV/0! | #DIV/0! | #DIV/0! | #DIV/0! | #DIV/0! | #DIV/0! | #DIV/0! | | |





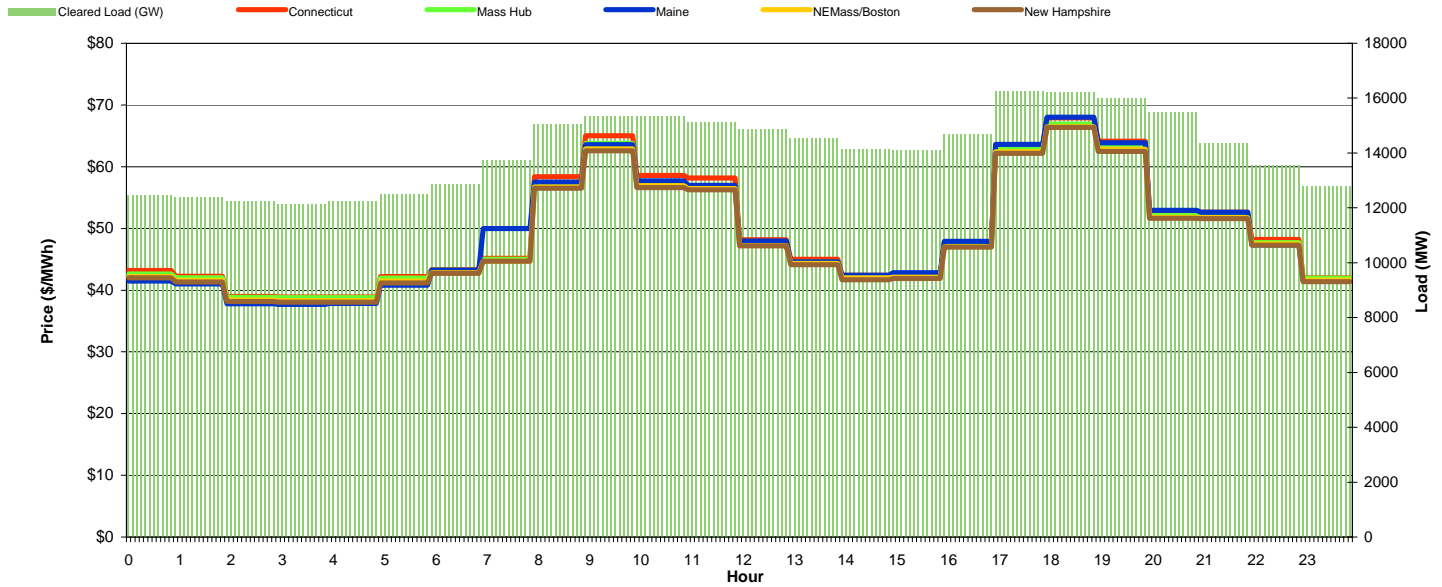
ISO-NE Daily Report

Saturday February 26, 2011

| | | | |
|-------------------------|--------|--------|-------|
| Price | <=0 | >=100 | >=200 |
| Forecast Error % | 0-4.9% | 5-9.9% | >=10% |

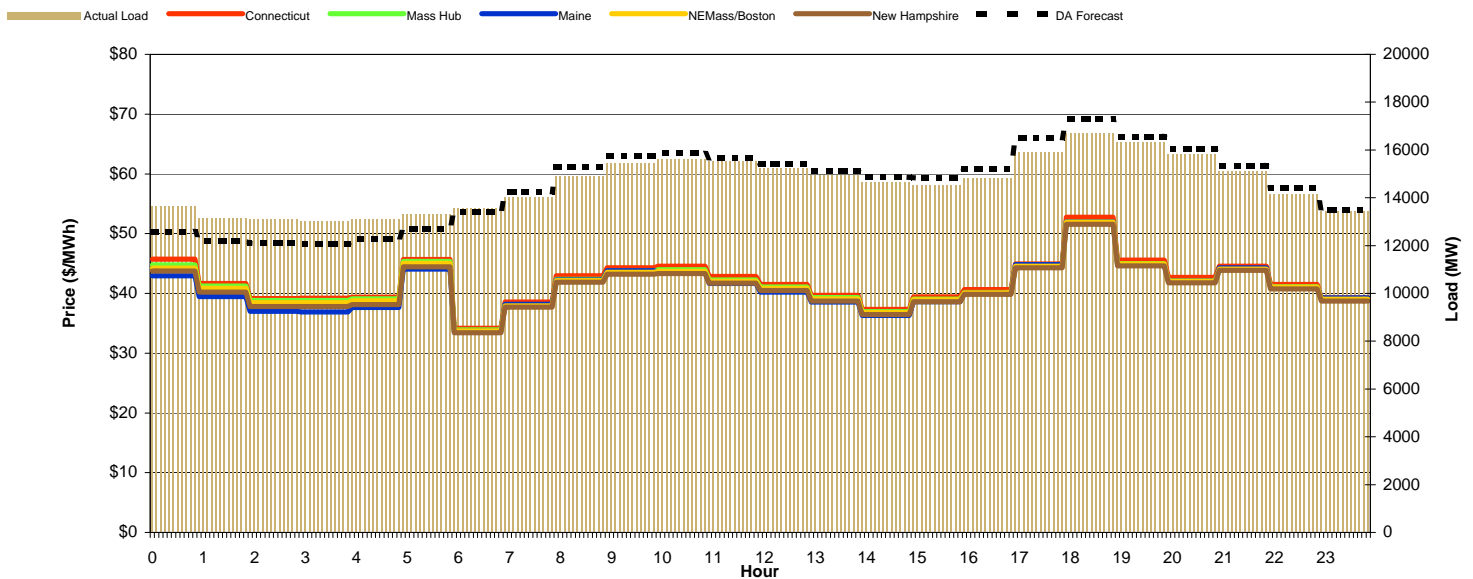
Day-Ahead Prices and Cleared Load

| Hour Ending: | 1 | 2 | 3 | 4 | 5 | 6 | 7 | 8 | 9 | 10 | 11 | 12 | 13 | 14 | 15 | 16 | 17 | 18 | 19 | 20 | 21 | 22 | 23 | 24 | Avg. Hr \$ | |
|--------------------------|-------|-------|-------|-------|-------|-------|-------|-------|-------|-------|-------|-------|-------|-------|-------|-------|-------|-------|-------|-------|-------|-------|-------|-------|------------|-------|
| Connecticut | 43.20 | 42.28 | 38.99 | 38.89 | 38.86 | 42.18 | 43.36 | 45.18 | 58.37 | 65.00 | 58.57 | 58.17 | 48.16 | 44.98 | 42.39 | 42.43 | 47.76 | 63.21 | 67.91 | 64.16 | 52.82 | 52.62 | 48.23 | 42.00 | 49.57 | 53.75 |
| NEMass/Boston | 42.19 | 41.58 | 38.44 | 38.34 | 38.34 | 41.49 | 42.84 | 44.70 | 56.70 | 62.91 | 56.92 | 56.47 | 47.24 | 44.31 | 41.98 | 42.09 | 47.01 | 62.41 | 66.46 | 62.82 | 51.77 | 51.76 | 47.48 | 41.65 | 48.66 | 52.69 |
| New Hampshire | 41.98 | 41.33 | 38.17 | 38.04 | 38.05 | 41.18 | 42.72 | 44.71 | 56.51 | 62.58 | 56.61 | 56.26 | 47.17 | 44.11 | 41.71 | 41.89 | 46.98 | 62.18 | 66.39 | 62.48 | 51.62 | 51.61 | 47.26 | 41.36 | 48.45 | 52.50 |
| Maine | 41.46 | 41.00 | 37.82 | 37.68 | 37.86 | 40.82 | 43.26 | 50.00 | 57.51 | 63.54 | 57.70 | 56.97 | 47.97 | 44.58 | 42.40 | 42.83 | 47.93 | 63.60 | 68.03 | 63.88 | 52.91 | 52.65 | 47.36 | 41.51 | 49.22 | 53.74 |
| Mass Hub | 42.62 | 41.99 | 38.82 | 38.77 | 38.77 | 41.94 | 43.24 | 44.98 | 57.35 | 63.76 | 57.44 | 56.90 | 47.54 | 44.55 | 42.07 | 42.16 | 47.30 | 62.82 | 66.89 | 63.25 | 52.12 | 51.87 | 47.68 | 41.92 | 49.03 | 53.04 |
| Cleared Load (GW) | 12.4 | 12.4 | 12.2 | 12.1 | 12.2 | 12.5 | 12.9 | 13.7 | 15.0 | 15.3 | 15.3 | 15.1 | 14.9 | 14.5 | 14.1 | 14.1 | 14.7 | 16.3 | 16.2 | 16.0 | 15.5 | 14.3 | 13.5 | 12.8 | | |



Preliminary Real-Time Prices with Forecasted and Actual System Load

| Hour Ending: | 1 | 2 | 3 | 4 | 5 | 6 | 7 | 8 | 9 | 10 | 11 | 12 | 13 | 14 | 15 | 16 | 17 | 18 | 19 | 20 | 21 | 22 | 23 | 24 | Avg. Hr \$ | |
|------------------------------|-------|-------|-------|-------|-------|-------|-------|-------|-------|-------|-------|-------|-------|-------|-------|-------|-------|-------|-------|-------|-------|-------|-------|-------|------------|-------|
| Connecticut | 45.71 | 41.68 | 39.16 | 39.20 | 39.38 | 45.69 | 34.19 | 38.57 | 42.96 | 44.30 | 44.53 | 42.85 | 41.51 | 39.70 | 37.34 | 39.42 | 40.65 | 44.95 | 52.73 | 45.56 | 42.67 | 44.53 | 41.49 | 39.26 | 42.00 | 42.74 |
| NEMass/Boston | 44.21 | 40.88 | 38.47 | 38.44 | 38.75 | 45.03 | 33.71 | 37.93 | 42.13 | 43.54 | 43.71 | 42.04 | 40.85 | 39.11 | 36.78 | 38.94 | 40.09 | 44.57 | 51.94 | 44.91 | 42.03 | 44.07 | 41.07 | 39.03 | 41.34 | 42.11 |
| New Hampshire | 43.75 | 40.24 | 37.83 | 37.78 | 38.15 | 44.43 | 33.41 | 37.71 | 41.85 | 43.23 | 43.30 | 41.70 | 40.46 | 38.74 | 36.44 | 38.59 | 39.85 | 44.27 | 51.57 | 44.59 | 41.76 | 43.84 | 40.77 | 38.70 | 40.96 | 41.79 |
| Maine | 42.94 | 39.49 | 37.02 | 36.91 | 37.66 | 44.06 | 33.68 | 38.16 | 42.23 | 43.80 | 43.51 | 41.66 | 40.19 | 38.56 | 36.33 | 38.60 | 40.09 | 44.81 | 51.97 | 44.80 | 42.03 | 44.29 | 41.02 | 39.24 | 40.96 | 42.00 |
| Mass Hub | 44.78 | 41.23 | 38.80 | 38.80 | 39.08 | 45.36 | 33.91 | 38.13 | 42.37 | 43.76 | 43.95 | 42.26 | 41.05 | 39.29 | 36.94 | 39.01 | 40.18 | 44.56 | 52.00 | 44.96 | 42.09 | 44.08 | 41.10 | 39.08 | 41.53 | 42.23 |
| DA Forecast Load (GW) | 12.58 | 12.19 | 12.09 | 12.08 | 12.28 | 12.71 | 13.41 | 14.24 | 15.29 | 15.73 | 15.88 | 15.68 | 15.42 | 15.10 | 14.86 | 14.83 | 15.20 | 16.51 | 17.28 | 16.56 | 16.03 | 15.34 | 14.42 | 13.48 | | |
| Forecast Error % | 8.4% | 7.9% | 8.3% | 8.0% | 6.9% | 4.8% | 1.1% | -1.5% | -2.3% | -1.7% | -1.7% | -1.0% | -1.1% | -0.9% | -1.3% | -2.0% | -2.4% | -3.6% | -3.4% | -1.3% | -1.3% | -1.4% | -1.9% | -0.3% | | |





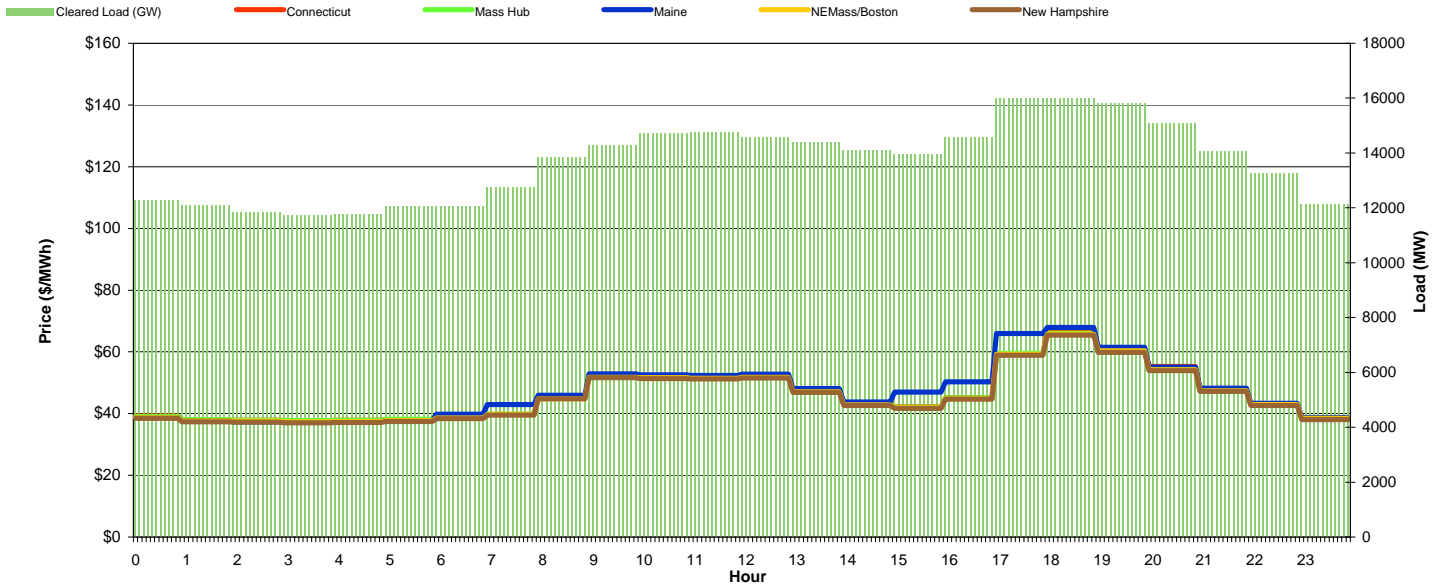
ISO-NE Daily Report

Sunday February 27, 2011

| | | | |
|-------------------------|--------|--------|-------|
| Price | <=0 | >=100 | >=200 |
| Forecast Error % | 0-4.9% | 5-9.9% | >=10% |

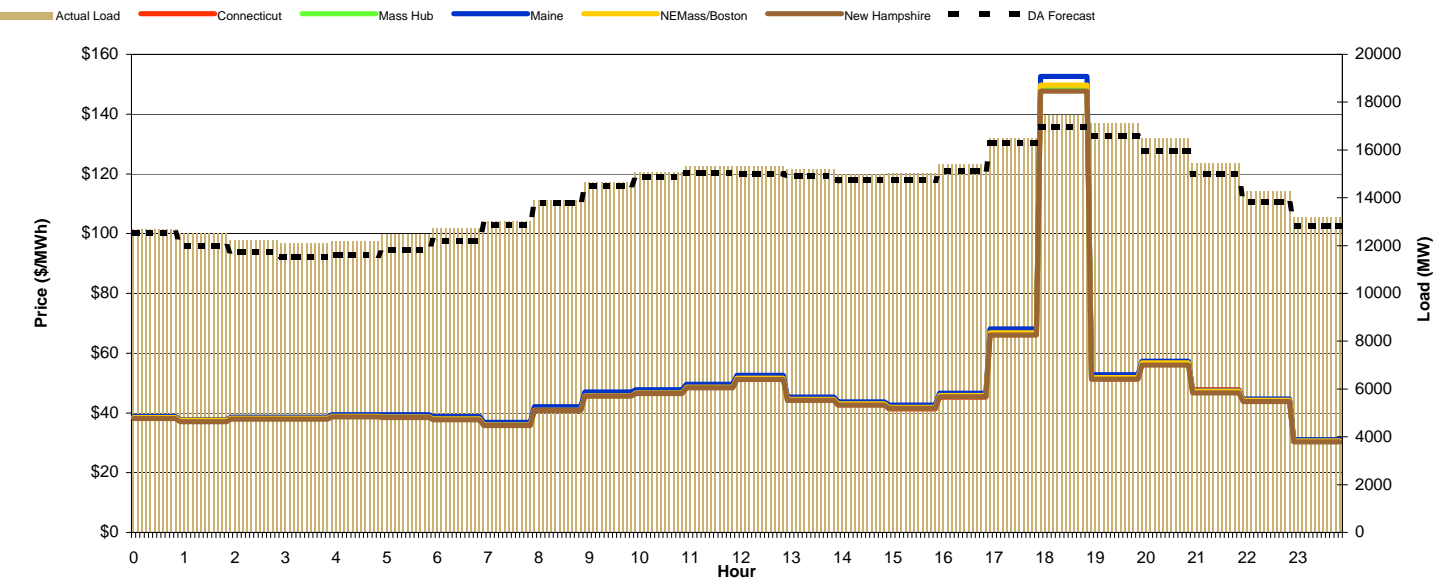
Day-Ahead Prices and Cleared Load

| Hour Ending: | 1 | 2 | 3 | 4 | 5 | 6 | 7 | 8 | 9 | 10 | 11 | 12 | 13 | 14 | 15 | 16 | 17 | 18 | 19 | 20 | 21 | 22 | 23 | 24 | Avg. Hr \$ | | | |
|--------------------------|-------|-------|-------|-------|-------|-------|-------|-------|-------|-------|-------|-------|-------|-------|-------|-------|-------|-------|-------|-------|-------|-------|-------|-------|------------|-------|------------|--------------|
| Connecticut | 39.22 | 37.92 | 37.89 | 37.72 | 37.87 | 38.05 | 38.81 | 39.71 | 45.11 | 52.03 | 52.19 | 51.83 | 52.28 | 47.56 | 43.25 | 42.17 | 45.11 | 59.42 | 67.45 | 60.92 | 55.23 | 48.08 | 43.05 | 38.62 | 46.31 | 50.34 | All | On Pk |
| NEMass/Boston | 38.71 | 37.67 | 37.52 | 37.33 | 37.44 | 37.77 | 38.56 | 39.67 | 44.82 | 51.71 | 51.64 | 51.41 | 51.77 | 47.04 | 42.82 | 41.89 | 44.80 | 59.20 | 65.75 | 60.33 | 54.26 | 47.43 | 42.88 | 38.35 | 45.87 | 49.84 | | |
| New Hampshire | 38.47 | 37.36 | 37.21 | 37.05 | 37.14 | 37.48 | 38.40 | 39.47 | 44.82 | 51.59 | 51.34 | 51.19 | 51.49 | 46.88 | 42.64 | 41.65 | 44.72 | 58.93 | 65.42 | 59.87 | 53.90 | 47.16 | 42.66 | 38.07 | 45.62 | 49.61 | | |
| Maine | 38.72 | 37.61 | 37.30 | 37.12 | 37.35 | 37.76 | 39.85 | 42.92 | 45.90 | 52.93 | 52.56 | 52.39 | 52.81 | 48.10 | 43.71 | 47.00 | 50.33 | 66.00 | 67.88 | 61.44 | 55.08 | 48.19 | 43.33 | 38.56 | 47.29 | 51.91 | | |
| Mass Hub | 39.10 | 38.02 | 37.90 | 37.72 | 37.83 | 38.13 | 38.82 | 39.83 | 45.10 | 51.97 | 52.03 | 51.73 | 52.05 | 47.33 | 43.10 | 42.10 | 45.12 | 59.53 | 66.04 | 60.68 | 54.63 | 47.69 | 43.01 | 38.51 | 46.17 | 50.12 | | |
| Cleared Load (GW) | 12.3 | 12.1 | 11.8 | 11.7 | 11.8 | 12.0 | 12.1 | 12.7 | 13.8 | 14.3 | 14.7 | 14.7 | 14.6 | 14.4 | 14.1 | 13.9 | 14.6 | 16.0 | 16.0 | 15.8 | 15.1 | 14.1 | 13.2 | 12.1 | | | | |



Preliminary Real-Time Prices with Forecasted and Actual System Load

| Hour Ending: | 1 | 2 | 3 | 4 | 5 | 6 | 7 | 8 | 9 | 10 | 11 | 12 | 13 | 14 | 15 | 16 | 17 | 18 | 19 | 20 | 21 | 22 | 23 | 24 | Avg. Hr \$ | | | |
|------------------------------|-------|-------|-------|-------|-------|-------|-------|-------|-------|-------|-------|-------|-------|-------|-------|-------|-------|-------|--------|-------|-------|-------|-------|-------|------------|-------|------------|--------------|
| Connecticut | 38.70 | 37.65 | 38.41 | 38.35 | 39.10 | 38.74 | 38.07 | 35.93 | 41.01 | 46.00 | 46.94 | 48.67 | 51.46 | 44.22 | 42.77 | 41.36 | 45.35 | 66.23 | 148.34 | 51.36 | 56.81 | 47.74 | 44.21 | 30.69 | 48.25 | 53.65 | All | On Pk |
| NEMass/Boston | 38.49 | 37.46 | 38.26 | 38.18 | 38.92 | 38.67 | 38.02 | 35.94 | 40.90 | 45.74 | 46.71 | 48.64 | 51.63 | 44.53 | 43.03 | 41.83 | 45.87 | 66.80 | 149.69 | 51.87 | 56.72 | 47.34 | 44.26 | 30.68 | 48.34 | 53.84 | | |
| New Hampshire | 38.11 | 37.05 | 37.92 | 37.87 | 38.64 | 38.41 | 37.75 | 35.73 | 40.79 | 45.61 | 46.50 | 48.40 | 51.23 | 44.18 | 42.67 | 41.50 | 45.42 | 66.03 | 147.70 | 51.26 | 56.04 | 46.70 | 43.75 | 30.35 | 47.90 | 53.34 | | |
| Maine | 38.76 | 37.63 | 38.57 | 38.56 | 39.45 | 39.37 | 38.82 | 36.83 | 42.07 | 47.02 | 47.76 | 49.59 | 52.58 | 45.27 | 43.65 | 42.67 | 46.58 | 68.07 | 152.63 | 52.79 | 57.30 | 47.51 | 44.69 | 31.07 | 49.14 | 54.81 | | |
| Mass Hub | 38.54 | 37.55 | 38.35 | 38.29 | 39.04 | 38.75 | 38.05 | 35.93 | 40.91 | 45.78 | 46.75 | 48.62 | 51.52 | 44.39 | 42.92 | 41.66 | 45.67 | 66.53 | 148.98 | 51.65 | 56.68 | 47.39 | 44.19 | 30.64 | 48.28 | 53.72 | | |
| DA Forecast Load (GW) | 12.52 | 11.99 | 11.71 | 11.53 | 11.59 | 11.82 | 12.21 | 12.88 | 13.80 | 14.48 | 14.86 | 15.03 | 15.01 | 14.90 | 14.72 | 14.72 | 15.13 | 16.31 | 16.97 | 16.57 | 15.95 | 15.01 | 13.84 | 12.82 | | | | |
| Forecast Error % | 1.5% | 4.3% | 4.5% | 5.1% | 5.0% | 5.5% | 4.4% | 1.0% | 0.8% | 1.1% | 1.5% | 1.9% | 2.2% | 1.9% | 1.9% | 2.0% | 1.8% | 1.0% | 2.8% | 3.3% | 3.3% | 3.0% | 3.1% | 3.0% | | | | |





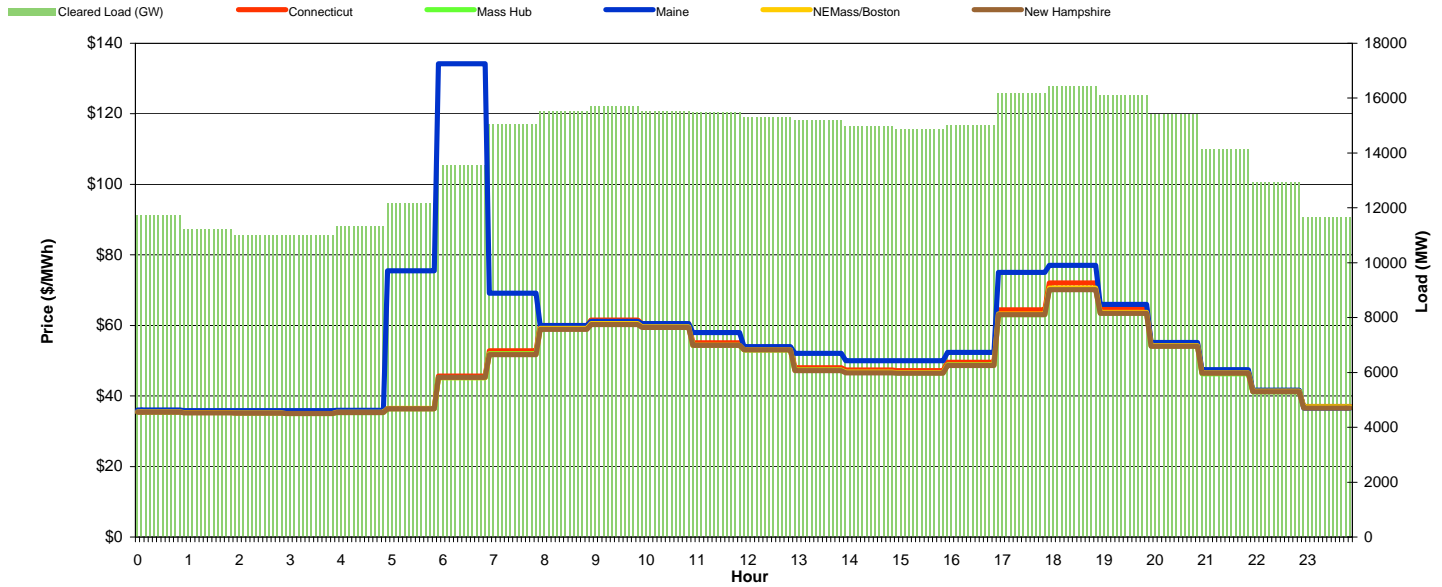
ISO-NE Daily Report

Monday February 28, 2011

| | | | |
|-------------------------|--------|--------|-------|
| Price | <=0 | >=100 | >=200 |
| Forecast Error % | 0-4.9% | 5-9.9% | >=10% |

Day-Ahead Prices and Cleared Load

| Hour Ending: | 1 | 2 | 3 | 4 | 5 | 6 | 7 | 8 | 9 | 10 | 11 | 12 | 13 | 14 | 15 | 16 | 17 | 18 | 19 | 20 | 21 | 22 | 23 | 24 | Avg. Hr \$ | |
|--------------------------|-------|-------|-------|-------|-------|-------|--------|-------|-------|-------|-------|-------|-------|-------|-------|-------|-------|-------|-------|-------|-------|-------|-------|-------|------------|-------|
| Connecticut | 35.67 | 35.57 | 35.54 | 35.31 | 35.58 | 36.41 | 45.63 | 52.84 | 59.93 | 61.50 | 60.55 | 55.06 | 53.79 | 48.02 | 47.32 | 47.14 | 49.53 | 64.43 | 72.06 | 65.09 | 55.00 | 46.89 | 41.35 | 37.04 | 49.05 | 55.03 |
| NEMass/Boston | 35.51 | 35.34 | 35.20 | 35.04 | 35.39 | 36.44 | 45.14 | 51.85 | 59.12 | 60.54 | 59.64 | 54.38 | 53.12 | 47.28 | 46.69 | 46.64 | 48.73 | 63.24 | 70.57 | 63.70 | 54.29 | 46.57 | 41.38 | 36.83 | 48.44 | 54.23 |
| New Hampshire | 35.42 | 35.23 | 35.13 | 34.98 | 35.29 | 36.41 | 45.24 | 51.68 | 58.91 | 60.21 | 59.47 | 54.37 | 53.04 | 47.15 | 46.57 | 46.45 | 48.63 | 63.08 | 70.14 | 63.43 | 54.09 | 46.47 | 41.19 | 36.57 | 48.30 | 54.06 |
| Maine | 36.00 | 35.85 | 35.80 | 35.81 | 35.89 | 75.53 | 134.22 | 69.10 | 60.00 | 61.11 | 60.50 | 58.00 | 54.00 | 52.10 | 50.00 | 50.00 | 52.38 | 75.00 | 77.00 | 66.00 | 55.16 | 47.42 | 41.62 | 36.52 | 56.46 | 58.09 |
| Mass Hub | 35.48 | 35.35 | 35.23 | 35.05 | 35.34 | 36.37 | 45.20 | 52.00 | 59.20 | 60.63 | 59.67 | 54.33 | 53.05 | 47.32 | 46.73 | 46.58 | 48.81 | 63.02 | 70.28 | 63.50 | 54.23 | 46.29 | 41.20 | 36.82 | 48.40 | 54.18 |
| Cleared Load (GW) | 11.7 | 11.2 | 11.0 | 11.0 | 11.3 | 12.2 | 13.5 | 15.0 | 15.5 | 15.7 | 15.5 | 15.5 | 15.3 | 15.2 | 15.0 | 14.8 | 15.0 | 16.2 | 16.4 | 16.1 | 15.4 | 14.1 | 12.9 | 11.7 | | |



Preliminary Real-Time Prices with Forecasted and Actual System Load

| Hour Ending: | 1 | 2 | 3 | 4 | 5 | 6 | 7 | 8 | 9 | 10 | 11 | 12 | 13 | 14 | 15 | 16 | 17 | 18 | 19 | 20 | 21 | 22 | 23 | 24 | Avg. Hr \$ | |
|------------------------------|-------|-------|-------|-------|-------|-------|-------|-------|-------|-------|-------|-------|-------|-------|-------|-------|-------|-------|-------|--------|-------|-------|-------|-------|------------|-------|
| Connecticut | 36.46 | 38.49 | 39.54 | 37.95 | 39.47 | 40.91 | 94.18 | 63.12 | 65.69 | 77.92 | 81.36 | 78.95 | 92.94 | 78.44 | 46.72 | 46.09 | 62.60 | 87.61 | 63.21 | 101.58 | 75.30 | 41.73 | 33.11 | 28.79 | 60.51 | 68.52 |
| NEMass/Boston | 36.57 | 38.60 | 39.66 | 38.05 | 39.69 | 41.08 | 93.93 | 62.35 | 65.07 | 77.15 | 81.19 | 78.82 | 92.69 | 78.12 | 46.55 | 46.15 | 62.26 | 87.37 | 63.25 | 101.00 | 74.60 | 41.19 | 32.75 | 28.53 | 60.28 | 68.16 |
| New Hampshire | 36.22 | 38.30 | 39.43 | 37.83 | 39.51 | 40.77 | 92.97 | 61.50 | 64.19 | 75.92 | 79.96 | 77.79 | 91.57 | 77.24 | 46.06 | 45.69 | 61.60 | 86.23 | 62.40 | 99.65 | 73.73 | 40.66 | 32.36 | 28.22 | 59.58 | 67.28 |
| Maine | 37.04 | 39.06 | 40.43 | 38.81 | 40.74 | 41.70 | 95.52 | 62.62 | 65.21 | 77.12 | 81.31 | 78.81 | 92.82 | 78.21 | 46.80 | 46.45 | 62.74 | 88.11 | 63.45 | 100.99 | 74.43 | 40.66 | 32.47 | 28.34 | 60.58 | 68.26 |
| Mass Hub | 36.59 | 38.66 | 39.73 | 38.10 | 39.71 | 41.06 | 93.70 | 62.30 | 64.98 | 77.00 | 81.00 | 78.58 | 92.44 | 77.98 | 46.45 | 45.97 | 62.09 | 86.97 | 62.88 | 100.65 | 74.51 | 41.20 | 32.78 | 28.59 | 60.16 | 67.99 |
| DA Forecast Load (GW) | 12.03 | 11.64 | 11.50 | 11.52 | 11.91 | 13.03 | 14.97 | 16.15 | 16.49 | 16.60 | 16.82 | 16.85 | 16.74 | 16.57 | 16.30 | 16.20 | 16.49 | 17.56 | 17.86 | 17.18 | 16.49 | 15.40 | 14.01 | 12.71 | | |
| Forecast Error % | 8.8% | 9.5% | 9.4% | 9.4% | 8.3% | 5.2% | 1.8% | 1.8% | 2.9% | 4.3% | 4.6% | 4.7% | 4.3% | 4.2% | 3.2% | 2.3% | 1.5% | 0.3% | 2.0% | 3.1% | 2.7% | 2.5% | 4.3% | 7.1% | | |

