

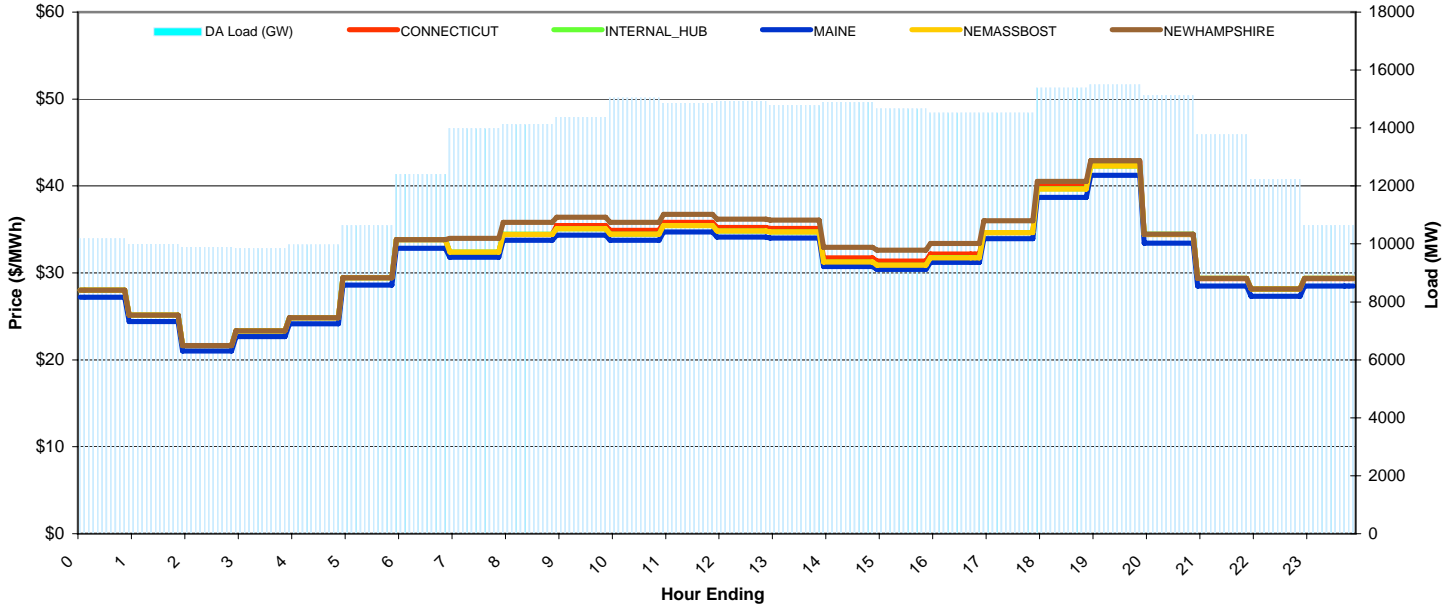
ISO-NE Daily Report

Thursday October 01, 2009

Price Color Codes: <=0 >=100 >=200

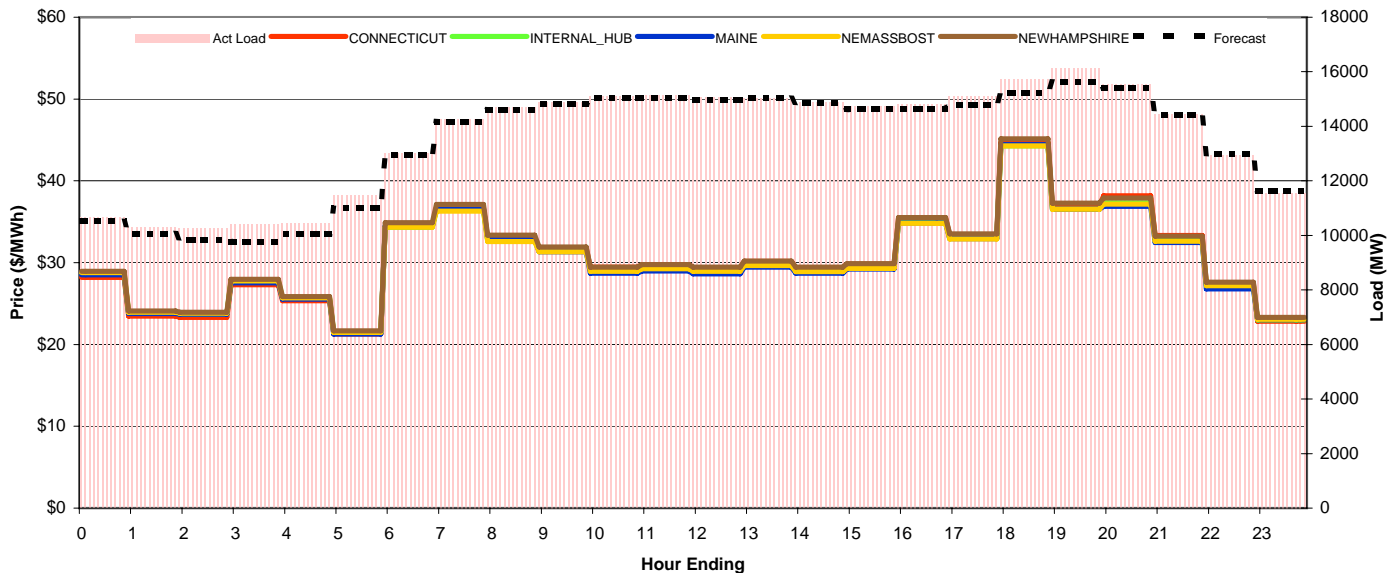
Day-Ahead Prices and Cleared Load

	HE1	HE2	HE3	HE4	HE5	HE6	HE7	HE8	HE9	HE10	HE11	HE12	HE13	HE14	HE15	HE16	HE17	HE18	HE19	HE20	HE21	HE22	HE23	HE24	avg all/peak
CONNECTICUT	28.01	25.14	21.65	23.34	24.85	29.45	33.81	32.37	34.43	35.44	34.89	35.24	35.12	31.72	31.35	32.16	34.64	40.00	42.77	34.42	29.35	28.14	29.35	32 / 34	
NEMASSBOST	28.01	25.14	21.66	23.35	24.85	29.46	33.82	32.38	34.43	35.07	34.44	35.45	34.83	34.7	31.26	30.89	31.74	34.64	39.66	42.3	34.43	29.36	28.15	29.36	32 / 34
NEWHAMPSHIRE	28.02	25.15	21.66	23.35	24.86	29.46	33.82	33.96	35.82	36.39	35.82	36.74	36.18	36.06	32.95	32.62	33.39	36.01	40.54	42.93	34.44	29.37	28.15	29.37	32 / 35
MAINE	27.19	24.41	21.02	22.66	24.13	28.60	32.83	31.80	33.75	34.35	33.75	34.71	34.13	34.00	30.73	30.39	31.20	33.95	38.70	41.21	33.42	28.50	27.32	28.50	31 / 33
INTERNAL_HUB	28.02	25.15	21.66	23.35	24.86	29.46	33.82	32.38	34.44	35.07	34.44	35.45	34.84	34.71	31.26	30.89	31.75	34.65	39.67	42.31	34.44	29.37	28.15	29.37	32 / 34
DA Load (GW)	10.2	10.0	9.9	9.8	10.0	10.6	12.4	14.0	14.1	14.4	15.0	14.9	14.9	14.8	14.9	14.7	14.5	14.5	15.4	15.5	15.1	13.8	12.2	10.6	



Preliminary Real-Time Prices with Forecasted and Actual System Load

	HE1	HE2	HE3	HE4	HE5	HE6	HE7	HE8	HE9	HE10	HE11	HE12	HE13	HE14	HE15	HE16	HE17	HE18	HE19	HE20	HE21	HE22	HE23	HE24	avg all/peak
CONNECTICUT	28.19	23.47	23.31	27.31	25.34	21.27	34.40	36.73	33.05	31.75	29.44	29.75	29.43	30.14	29.41	29.79	35.47	33.40	44.68	36.97	38.18	33.33	27.47	22.86	31 / 33
NEMASSBOST	28.8	23.95	23.83	27.78	25.7	21.48	34.35	36.3	32.6	31.32	28.93	29.26	28.93	29.66	28.9	29.3	34.81	32.88	44.27	36.54	37.15	32.64	27.17	23.07	30 / 33
NEWHAMPSHIRE	28.94	24.08	23.94	27.98	25.85	21.65	34.88	37.1	33.35	31.91	29.44	29.77	29.44	30.21	29.46	29.87	35.52	33.52	45.14	37.26	37.9	33.25	27.61	23.3	31 / 33
MAINE	28.50	23.77	23.69	27.55	25.53	21.43	34.49	36.60	32.84	31.34	28.71	29.00	28.65	29.47	28.72	29.21	34.84	32.92	44.44	36.55	36.87	32.45	26.81	23.04	33 / 32
INTERNAL_HUB	28.64	23.85	23.72	27.7	25.64	21.43	34.34	36.41	32.7	31.4	29.04	29.37	29.04	29.77	29.02	29.41	34.95	32.96	44.26	36.54	37.33	32.82	27.28	23	30 / 33
Forecast	10.51	10.06	9.84	9.78	10.04	11.00	12.94	14.18	14.61	14.82	15.05	15.06	14.97	15.03	14.84	14.62	14.64	14.79	15.22	15.64	15.42	14.43	12.98	11.62	13 / 15
(RT) - (DA Load)	0.46	0.32	0.38	0.57	0.48	0.83	0.62	0.30	0.56	0.52	0.05	0.28	0.15	0.25	-0.03	0.05	0.30	0.56	0.33	0.65	0.43	0.66	0.70	0.92	



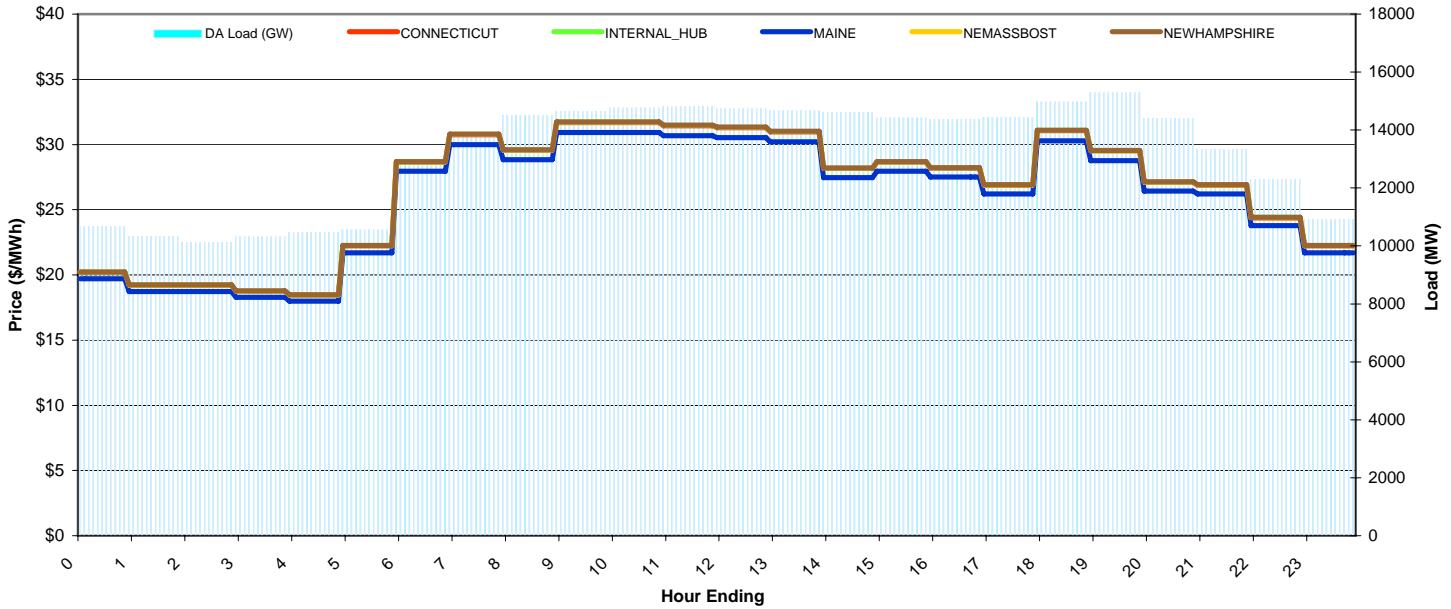
ISO-NE Daily Report

Friday October 02, 2009

Price Color Codes: <=0 >=100 >=200

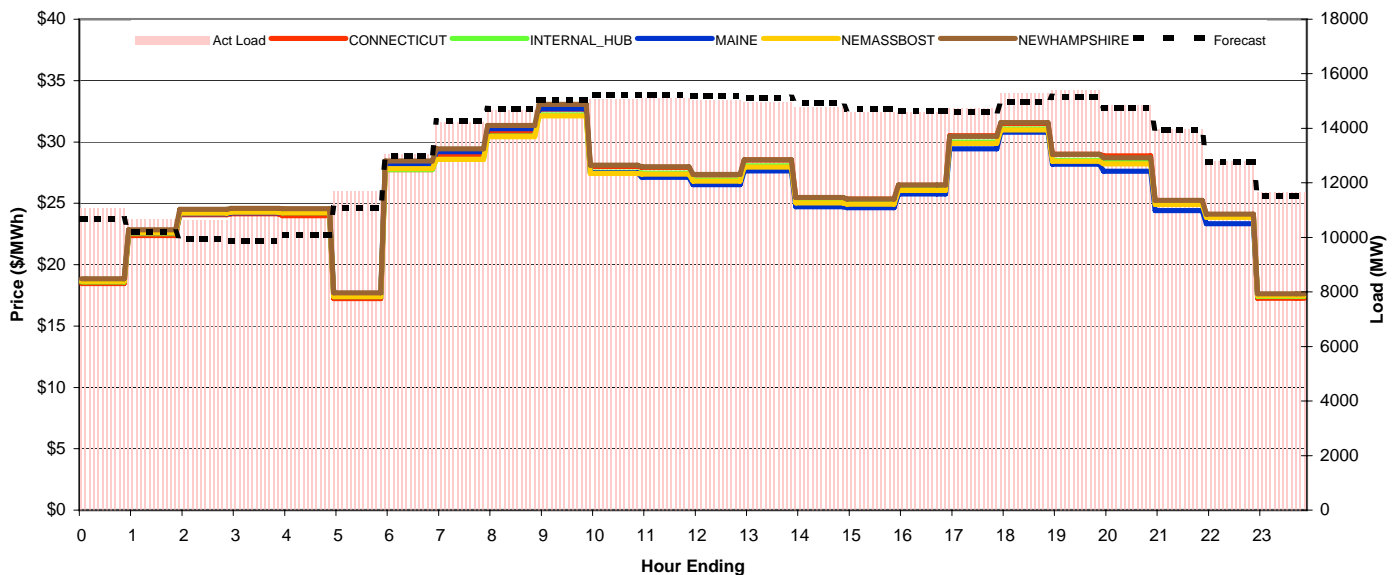
Day-Ahead Prices and Cleared Load

	HE1	HE2	HE3	HE4	HE5	HE6	HE7	HE8	HE9	HE10	HE11	HE12	HE13	HE14	HE15	HE16	HE17	HE18	HE19	HE20	HE21	HE22	HE23	HE24	avg all/peak
CONNECTICUT	20.19	19.20	19.20	18.75	18.45	22.23	28.64	30.75	29.55	31.69	31.69	31.44	31.29	30.97	28.16	28.64	28.19	26.88	31.06	29.51	27.10	26.88	24.38	22.23	27 / 29
NEMASSBOST	20.21	19.22	19.22	18.76	18.46	22.24	28.66	30.77	29.57	31.71	31.71	31.46	31.31	30.99	28.18	28.66	28.21	26.9	31.07	29.51	27.11	26.9	24.4	22.24	27 / 29
NEWHAMPSHIRE	20.23	19.23	19.23	18.78	18.48	22.26	28.69	30.8	29.59	31.74	31.74	31.49	31.34	31.02	28.2	28.69	28.23	26.92	31.1	29.54	27.14	26.92	24.42	22.26	27 / 29
MAINE	19.70	18.73	18.73	18.29	18.00	21.69	27.95	30.00	28.83	30.92	30.92	30.67	30.52	30.22	27.47	27.95	27.50	26.22	30.29	28.77	26.43	26.22	23.79	21.69	26 / 29
INTERNAL_HUB	20.21	19.22	19.22	18.76	18.47	22.25	28.67	30.78	29.58	31.72	31.72	31.47	31.32	31	28.18	28.67	28.22	26.91	31.08	29.52	27.12	26.91	24.41	22.25	27 / 29
DA Load (GW)	10.7	10.3	10.1	10.3	10.5	10.6	12.8	13.9	14.5	14.7	14.8	14.8	14.7	14.7	14.6	14.4	14.4	14.4	15.0	15.3	14.4	13.3	12.3	10.9	



Preliminary Real-Time Prices with Forecasted and Actual System Load

	HE1	HE2	HE3	HE4	HE5	HE6	HE7	HE8	HE9	HE10	HE11	HE12	HE13	HE14	HE15	HE16	HE17	HE18	HE19	HE20	HE21	HE22	HE23	HE24	avg all/peak
CONNECTICUT	18.45	22.37	24.07	24.14	24.00	17.23	27.74	28.81	30.76	32.67	28.00	27.93	27.29	28.53	25.46	25.35	26.47	30.51	31.51	29.00	28.87	25.18	24.06	17.27	26 / 28
NEMASSBOST	18.64	22.57	24.19	24.28	24.26	17.43	27.81	28.59	30.42	32.13	27.44	27.39	26.8	27.95	25.02	24.93	26.04	29.87	30.99	28.43	28.22	24.89	23.85	17.48	26 / 28
NEWHAMPSHIRE	18.86	22.84	24.5	24.59	24.57	17.7	28.44	29.43	31.33	33.06	28.12	27.97	27.36	28.56	25.48	25.35	26.5	30.45	31.59	28.99	28.71	25.24	24.12	17.64	26 / 28
MAINE	18.73	22.58	24.14	24.22	24.34	18.00	28.20	29.20	31.09	32.69	27.49	27.12	26.53	27.64	24.72	24.64	25.75	29.44	30.79	28.18	27.62	24.40	23.34	17.50	29 / 28
INTERNAL_HUB	18.59	22.52	24.18	24.28	24.22	17.39	27.75	28.59	30.47	32.21	27.53	27.47	26.88	28.07	25.08	24.99	26.11	29.99	31.05	28.5	28.35	24.94	23.92	17.41	26 / 28
Forecast	10.68	10.19	9.94	9.87	10.10	11.06	12.98	14.27	14.73	15.03	15.23	15.23	15.17	15.12	14.94	14.73	14.64	14.60	14.95	15.16	14.76	13.94	12.77	11.53	13 / 15
(RT) - (DA Load)	0.42	0.32	0.50	0.52	0.42	1.13	0.22	0.38	0.16	0.26	0.31	0.30	0.30	0.30	0.18	0.16	0.20	0.30	0.30	0.13	0.44	0.63	0.49	0.75	



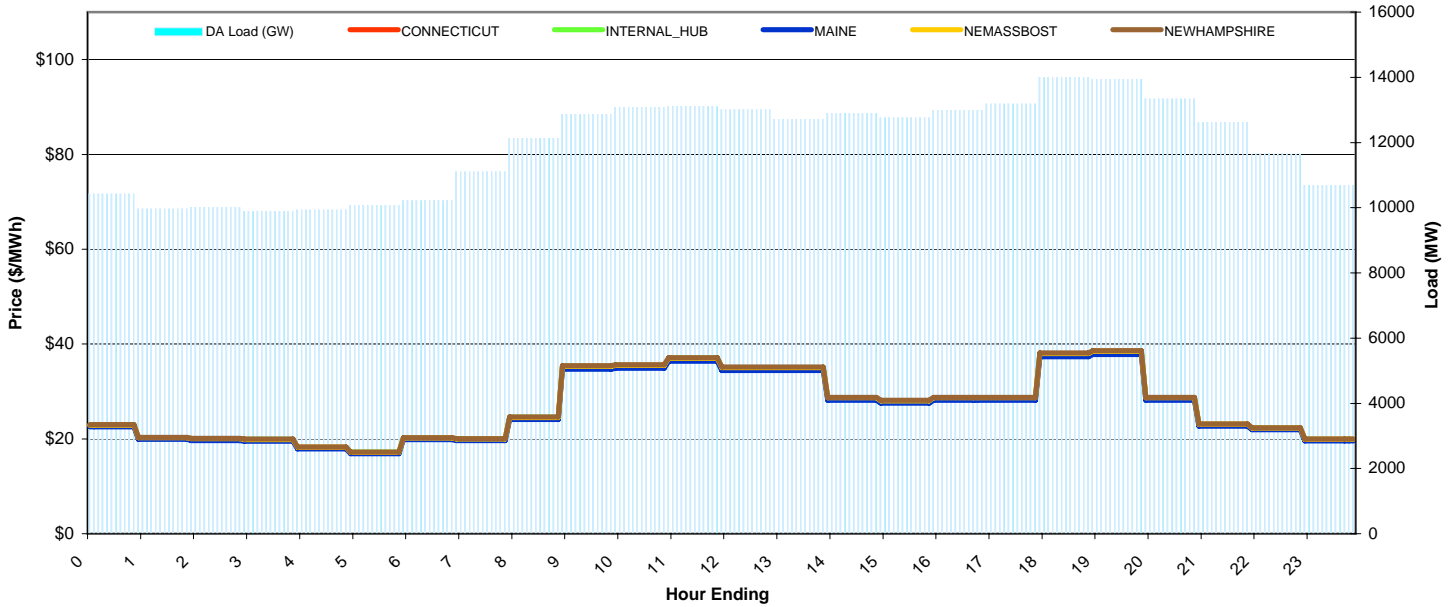
ISO-NE Daily Report

Saturday October 03, 2009

Price Color Codes: <=0 >=100 >=200

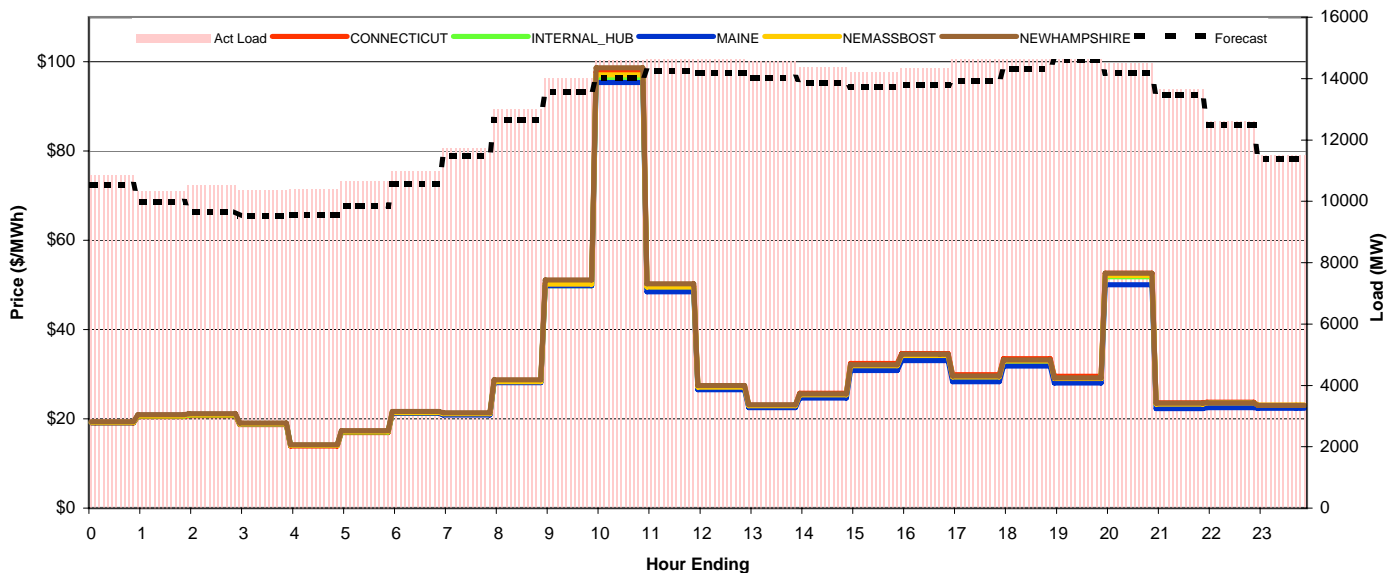
Day-Ahead Prices and Cleared Load

	HE1	HE2	HE3	HE4	HE5	HE6	HE7	HE8	HE9	HE10	HE11	HE12	HE13	HE14	HE15	HE16	HE17	HE18	HE19	HE20	HE21	HE22	HE23	HE24	avg all/peak
CONNECTICUT	22.90	20.25	20.01	19.87	18.20	17.17	20.17	19.99	24.53	35.28	35.49	37.00	35.02	28.65	28.01	28.65	28.65	37.96	38.47	28.65	23.08	22.28	19.91	27 / 30	
NEMASSBOST	22.9	20.26	20.01	19.87	18.2	17.17	20.17	19.99	24.53	35.28	35.49	37	35.02	28.66	28.02	28.66	28.66	37.97	38.47	28.66	23.09	22.29	19.91	27 / 30	
NEWHAMPSHIRE	23	20.34	20.09	19.95	18.27	17.24	20.25	20.07	24.63	35.42	35.63	37.15	35.16	28.77	28.13	28.77	28.77	38.12	38.63	28.77	23.18	22.37	19.99	27 / 31	
MAINE	22.51	19.90	19.66	19.52	17.88	16.87	19.82	19.64	24.11	34.67	34.88	36.36	34.41	34.41	28.16	27.53	28.16	28.16	37.31	37.80	28.16	22.68	21.90	19.56	26 / 30
INTERNAL_HUB	22.92	20.27	20.03	19.88	18.21	17.18	20.19	20.01	24.55	35.31	35.52	37.03	35.05	28.68	28.04	28.68	28.68	38	38.5	28.68	23.11	22.3	19.93	27 / 30	
DA Load (GW)	10.4	10.0	10.0	9.9	9.9	10.1	10.2	11.1	12.1	12.9	13.1	13.1	13.0	12.7	12.9	12.8	13.0	13.2	14.0	13.9	13.3	12.6	11.6	10.7	



Preliminary Real-Time Prices with Forecasted and Actual System Load

	HE1	HE2	HE3	HE4	HE5	HE6	HE7	HE8	HE9	HE10	HE11	HE12	HE13	HE14	HE15	HE16	HE17	HE18	HE19	HE20	HE21	HE22	HE23	HE24	avg all/peak
CONNECTICUT	19.04	20.52	20.72	18.68	13.90	16.93	21.21	20.98	28.28	50.38	97.74	49.79	27.30	23.01	25.74	32.39	34.63	29.88	33.51	29.57	52.63	23.60	23.74	23.01	31 / 36
NEMASSBOST	19.19	20.71	20.92	18.88	14.08	17.18	21.45	21.13	28.33	50.22	97.09	49.56	27.13	22.93	25.39	31.88	34.2	29.38	33.02	29.04	52.16	23.32	23.58	23.06	31 / 36
NEWHAMPSHIRE	19.35	20.94	21.18	19.08	14.23	17.35	21.62	21.36	28.77	51.15	98.68	50.3	27.49	23.18	25.62	32.11	34.5	29.58	33.18	29.19	52.61	23.49	23.62	23.02	31 / 37
MAINE	19.15	20.83	21.00	18.85	14.07	18.00	21.30	20.90	28.12	49.83	95.35	48.48	26.54	22.52	24.64	30.85	33.07	28.34	31.85	28.02	50.08	22.28	22.55	22.36	33 / 35
INTERNAL_HUB	19.13	20.62	20.85	18.83	14.04	17.1	21.33	21	28.17	49.86	96.4	49.15	26.93	22.75	25.27	31.76	34.06	29.28	32.86	28.91	51.83	23.21	23.49	22.92	30 / 36
Forecast	10.55	9.99	9.66	9.53	9.56	9.85	10.57	11.48	12.66	13.57	14.03	14.25	14.20	14.03	13.86	13.73	13.79	13.94	14.30	14.60	14.17	13.47	12.49	11.39	12 / 14
(RT) - (DA Load)	0.42	0.38	0.50	0.47	0.47	0.59	0.74	0.61	0.85	1.16	1.50	1.71	1.79	1.86	1.46	1.45	1.34	1.43	0.96	0.98	1.14	1.02	0.94	0.80	



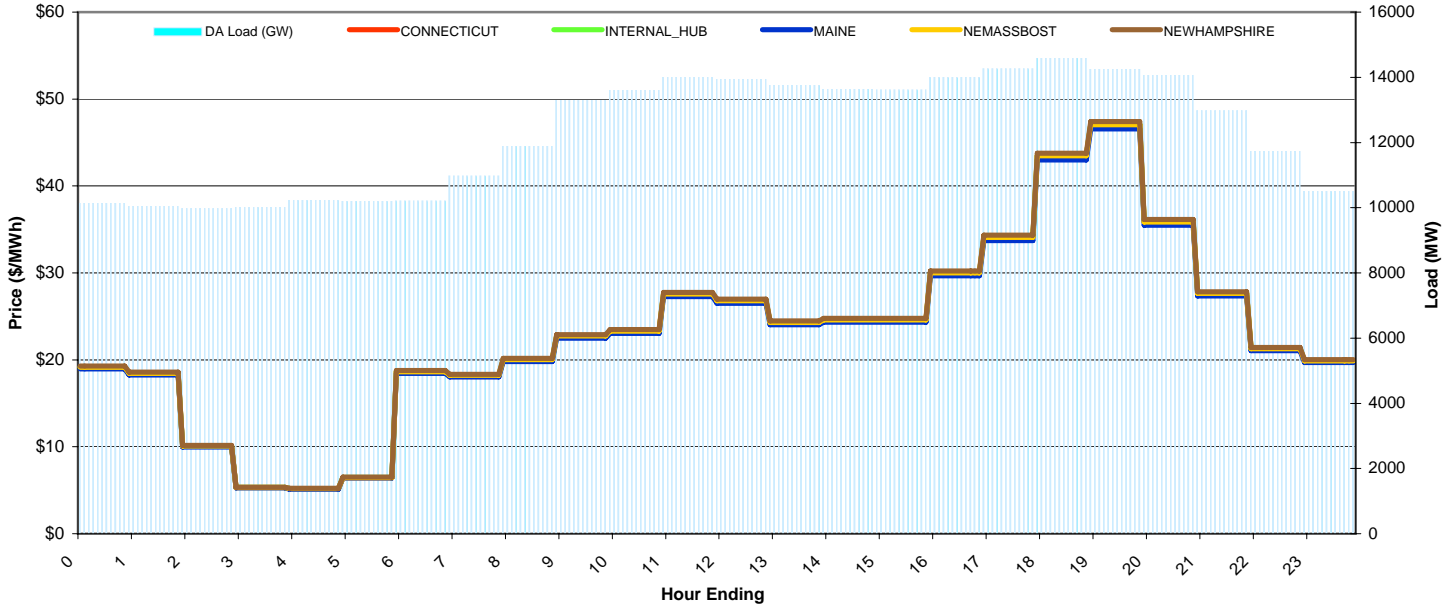
ISO-NE Daily Report

Sunday October 04, 2009

Price Color Codes: <=0 >=100 >=200

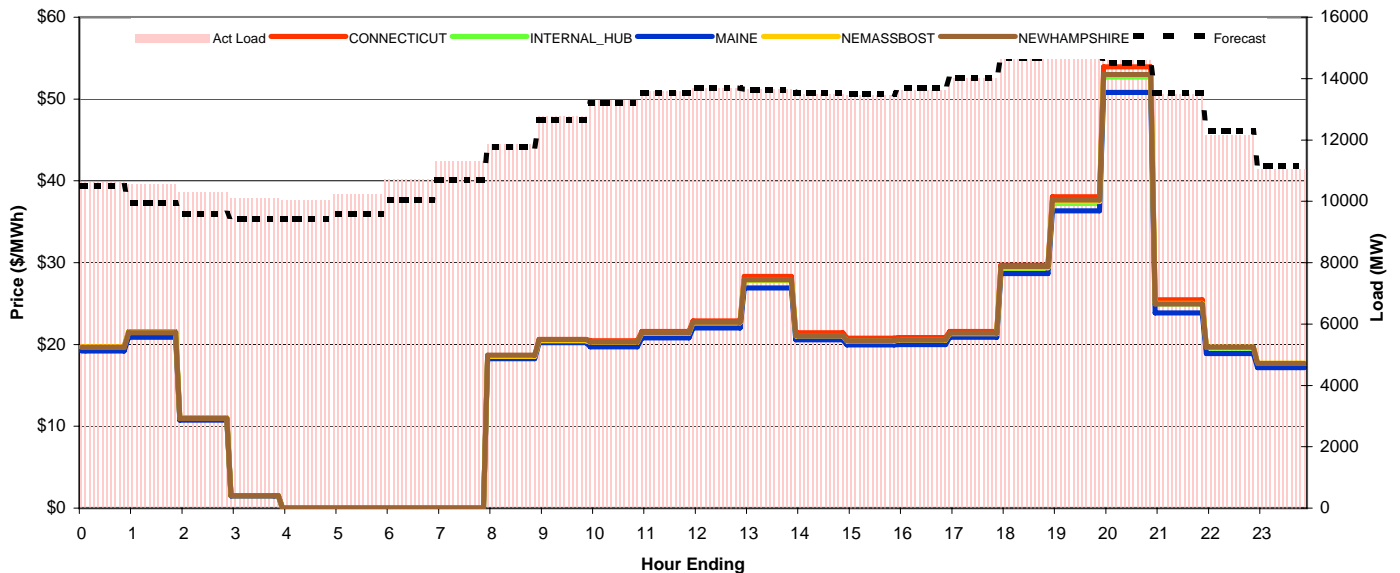
Day-Ahead Prices and Cleared Load

	HE1	HE2	HE3	HE4	HE5	HE6	HE7	HE8	HE9	HE10	HE11	HE12	HE13	HE14	HE15	HE16	HE17	HE18	HE19	HE20	HE21	HE22	HE23	HE24	avg all/peak
CONNECTICUT	19.16	18.47	10.08	5.32	5.18	6.46	18.64	18.08	20.03	22.75	23.32	27.58	26.79	24.31	24.60	24.60	30.05	34.12	43.48	47.08	35.89	27.65	21.29	19.90	23 / 28
NEMASSBOST	19.15	18.46	10.07	5.31	5.18	6.46	18.63	18.21	20.01	22.74	23.31	27.56	26.78	24.3	24.58	24.58	29.99	34.09	43.46	47.05	35.86	27.63	21.28	19.89	23 / 28
NEWHAMPSHIRE	19.29	18.6	10.15	5.35	5.21	6.51	18.77	18.34	20.16	22.91	23.48	27.77	26.98	24.48	24.77	24.77	30.22	34.35	43.78	47.4	36.13	27.84	21.44	20.04	23 / 28
MAINE	18.95	18.27	9.97	5.26	5.12	6.39	18.43	18.02	19.80	22.50	23.06	27.27	26.50	24.04	24.33	24.33	29.68	33.73	43.00	46.55	35.49	27.34	21.06	19.68	23 / 28
INTERNAL_HUB	19.18	18.49	10.09	5.32	5.18	6.47	18.66	18.22	20.04	22.77	23.34	27.6	26.81	24.33	24.62	24.62	30.04	34.14	43.52	47.11	35.92	27.67	21.31	19.92	23 / 28
DA Load (GW)	10.1	10.0	10.0	10.0	10.2	10.2	10.2	11.0	11.9	13.3	13.6	14.0	13.9	13.8	13.6	13.6	14.0	14.3	14.6	14.3	14.1	13.0	11.7	10.5	



Preliminary Real-Time Prices with Forecasted and Actual System Load

	HE1	HE2	HE3	HE4	HE5	HE6	HE7	HE8	HE9	HE10	HE11	HE12	HE13	HE14	HE15	HE16	HE17	HE18	HE19	HE20	HE21	HE22	HE23	HE24	avg all/peak
CONNECTICUT	19.71	21.55	11.04	1.54	0.00	0.00	0.00	0.00	18.53	20.63	20.44	21.60	22.90	28.32	21.45	20.75	20.84	21.60	29.69	38.06	53.92	25.47	19.64	17.64	19 / 24
NEMASSBOST	19.7	21.46	10.99	1.53	0	0	0	0	18.53	20.47	20.25	21.36	22.66	27.89	21.06	20.43	20.55	21.3	29.37	37.46	52.92	25.03	19.68	17.72	19 / 24
NEWHAMPSHIRE	19.62	21.43	10.96	1.53	0	0	0	0	18.68	20.62	20.3	21.43	22.73	27.92	21.1	20.46	20.58	21.4	29.52	37.68	52.98	24.97	19.66	17.66	19 / 24
MAINE	19.20	20.89	10.74	1.50	0.00	88.00	0.00	0.00	18.25	20.23	19.70	20.80	22.02	26.92	20.57	19.93	19.99	20.88	28.66	36.32	50.82	23.84	18.88	17.18	22 / 23
INTERNAL_HUB	19.65	21.5	11.01	1.53	0	0	0	0	18.45	20.4	20.17	21.28	22.56	27.82	21	20.36	20.48	21.22	29.17	37.23	52.7	24.97	19.56	17.62	19 / 24
Forecast	10.50	9.94	9.60	9.44	9.43	9.59	10.04	10.69	11.77	12.65	13.20	13.53	13.69	13.64	13.54	13.51	13.68	14.03	14.67	15.00	14.51	13.52	12.28	11.16	12 / 13
(RT) - (DA Load)	0.47	0.51	0.31	0.08	-0.18	0.03	0.51	0.32	-0.03	-0.55	-0.32	-0.43	-0.25	-0.11	-0.15	-0.15	-0.38	-0.27	0.19	0.97	0.52	0.51	0.41	0.54	



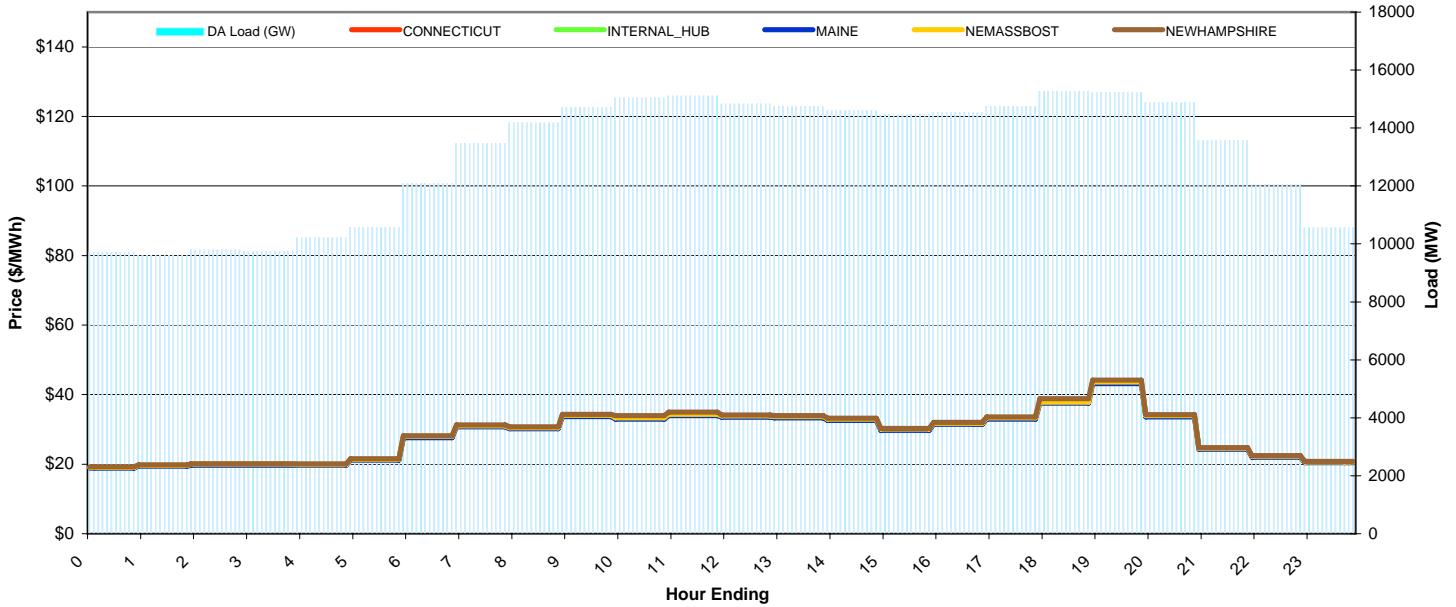
ISO-NE Daily Report

Monday October 05, 2009

Price Color Codes: <=0 >=100 >=200

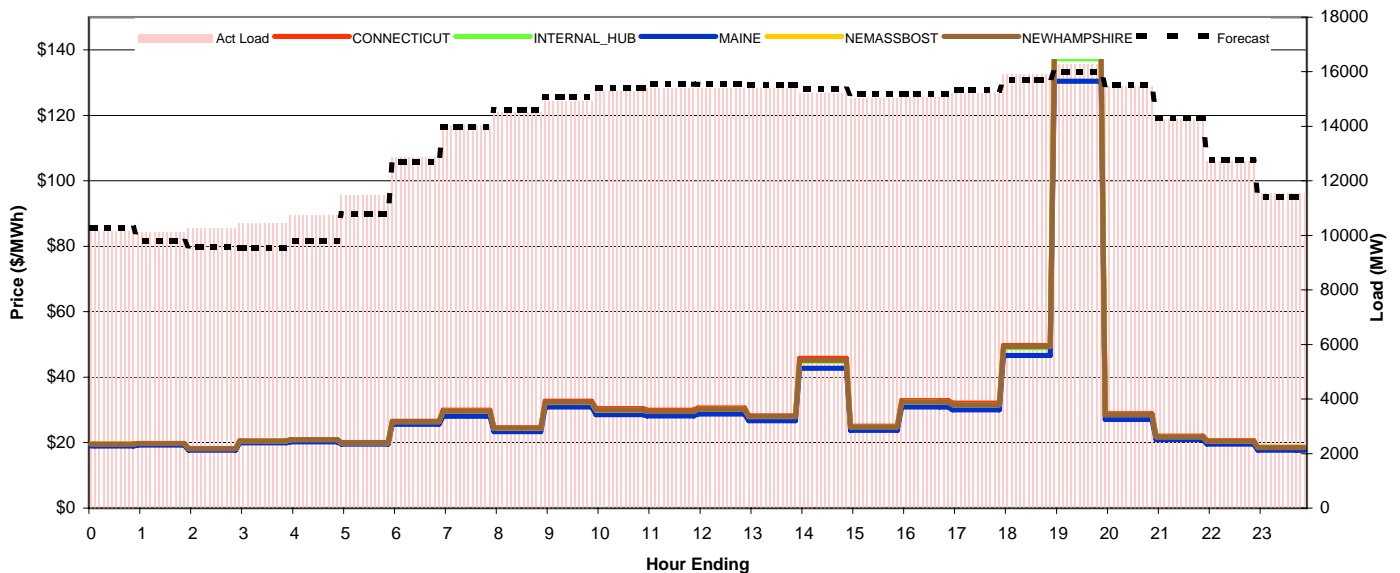
Day-Ahead Prices and Cleared Load

	HE1	HE2	HE3	HE4	HE5	HE6	HE7	HE8	HE9	HE10	HE11	HE12	HE13	HE14	HE15	HE16	HE17	HE18	HE19	HE20	HE21	HE22	HE23	HE24	avg all/peak
CONNECTICUT	19.08	19.66	20.12	20.12	19.94	21.41	27.96	31.07	30.52	34.12	33.34	34.40	33.89	33.74	33.01	30.09	31.80	33.36	37.93	43.67	34.02	24.58	22.26	20.65	29 / 33
NEMASSBOST	19.05	19.64	19.93	19.93	19.91	21.39	27.93	31.03	30.49	34.08	33.27	34.33	33.85	33.71	32.97	30.06	31.77	33.32	37.84	43.6	33.98	24.55	22.23	20.62	29 / 33
NEWHAMPSHIRE	19.21	19.81	20.09	20.09	20.08	21.57	28.16	31.29	30.75	34.36	33.96	34.98	34.14	33.99	33.25	30.31	32.03	33.6	38.81	44.14	34.27	24.75	22.42	20.79	29 / 33
MAINE	18.85	19.43	19.71	19.71	19.70	21.16	27.63	30.70	30.16	33.71	32.96	34.00	33.49	33.34	32.62	29.73	31.43	32.96	37.51	43.15	33.62	24.28	21.99	20.40	28 / 32
INTERNAL_HUB	19.07	19.66	19.98	19.98	19.93	21.41	27.95	31.06	30.52	34.11	33.25	34.32	33.88	33.74	33	30.09	31.8	33.35	37.8	43.62	34.02	24.57	22.25	20.64	29 / 33
DA Load (GW)	9.7	9.6	9.8	9.7	10.2	10.6	12.1	13.5	14.2	14.7	15.0	15.1	14.8	14.8	14.6	14.5	14.5	14.7	15.3	15.2	14.9	13.6	12.0	10.6	



Preliminary Real-Time Prices with Forecasted and Actual System Load

	HE1	HE2	HE3	HE4	HE5	HE6	HE7	HE8	HE9	HE10	HE11	HE12	HE13	HE14	HE15	HE16	HE17	HE18	HE19	HE20	HE21	HE22	HE23	HE24	avg all/peak
CONNECTICUT	19.40	19.64	18.10	20.46	20.85	19.92	26.53	29.89	24.57	32.69	30.42	29.90	30.56	28.19	45.78	25.03	32.87	32.07	49.69	139.35	28.87	22.04	20.61	18.61	32 / 38
NEMASSBOST	19.61	19.8	18.22	20.52	20.92	19.92	26.39	29.58	24.3	32.24	29.96	29.54	30.25	27.99	45.1	24.85	32.48	31.57	49.34	138.3	28.54	21.8	20.4	18.57	32 / 37
NEWHAMPSHIRE	19.55	19.76	18.22	20.52	20.96	20	26.49	29.62	24.44	32.37	30.04	29.57	30.25	28.04	45.15	24.87	32.51	31.63	49.36	138.05	28.54	21.85	20.41	18.51	32 / 37
MAINE	19.01	19.23	17.71	19.90	20.26	88.00	25.63	28.04	23.38	30.89	28.54	28.13	28.70	26.74	42.78	23.73	30.89	30.02	46.62	130.41	27.06	20.88	19.56	17.66	33 / 35
INTERNAL_HUB	19.48	19.71	18.17	20.5	20.9	19.87	26.27	29.45	24.21	32.12	29.81	29.35	30.05	27.79	44.88	24.7	32.32	31.44	49.01	137.24	28.38	21.72	20.35	18.53	32 / 37
Forecast	10.25	9.81	9.58	9.54	9.80	10.78	12.68	13.98	14.61	15.07	15.40	15.55	15.53	15.50	15.36	15.17	15.18	15.35	15.70	16.01	15.50	14.29	12.75	11.39	14 / 15
(RT) - (DA Load)	0.44	0.49	0.46	0.70	0.52	0.89	0.76	0.58	0.35	0.21	0.23	0.29	0.58	0.63	0.62	0.55	0.50	0.46	0.63	1.05	0.60	0.71	0.68	0.96	



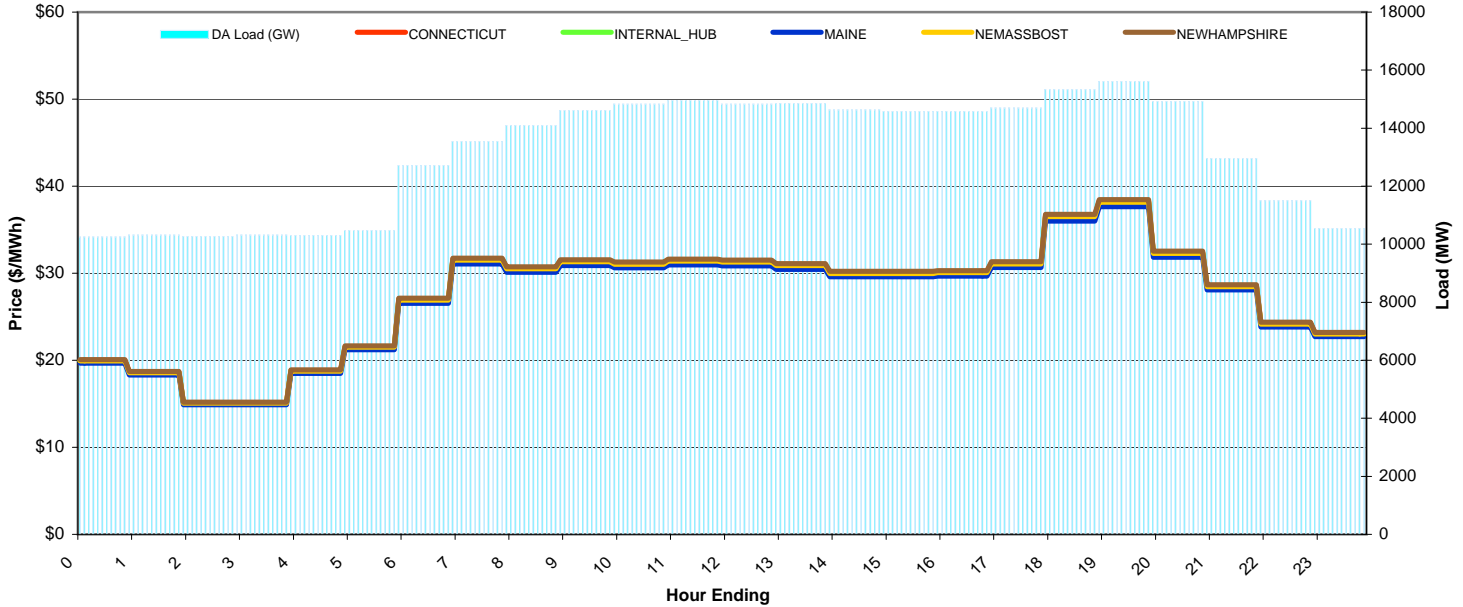
ISO-NE Daily Report

Tuesday October 06, 2009

Price Color Codes: ≤0 ≥100 ≥200

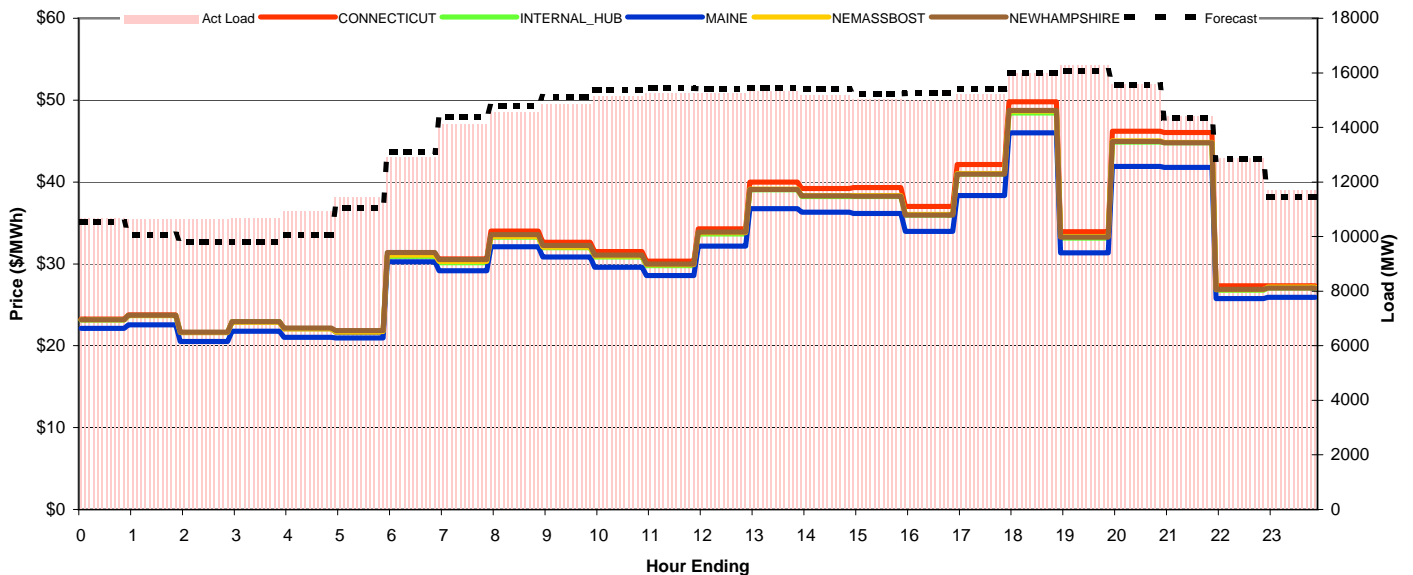
Day-Ahead Prices and Cleared Load

	HE1	HE2	HE3	HE4	HE5	HE6	HE7	HE8	HE9	HE10	HE11	HE12	HE13	HE14	HE15	HE16	HE17	HE18	HE19	HE20	HE21	HE22	HE23	HE24	avg all/peak
CONNECTICUT	20.00	18.64	15.14	15.14	18.81	21.56	27.01	31.60	30.62	31.42	31.14	31.49	31.38	30.97	30.09	30.09	30.17	31.19	36.62	38.31	32.39	28.57	24.25	23.11	27 / 31
NEMASSBOST	19.93	18.57	15.08	15.08	18.74	21.49	26.92	31.49	30.51	31.31	31.03	31.38	31.27	30.87	29.98	29.98	30.07	31.08	36.5	38.18	32.28	28.47	24.17	23.03	27 / 31
NEWHAMPSHIRE	20.08	18.71	15.2	15.2	18.89	21.66	27.13	31.73	30.75	31.55	31.27	31.62	31.51	31.1	30.21	30.21	30.3	31.32	36.78	38.47	32.53	28.69	24.36	23.21	28 / 31
MAINE	19.66	18.32	14.88	14.88	18.49	21.20	26.55	31.06	30.10	30.89	30.61	30.95	30.85	30.45	29.58	29.58	29.66	30.66	36.00	37.66	31.84	28.09	23.84	22.72	27 / 31
INTERNAL_HUB	19.94	18.58	15.09	15.09	18.75	21.5	26.93	31.5	30.53	31.33	31.05	31.4	31.29	30.88	30	30	30.08	31.1	36.52	38.2	32.3	28.49	24.18	23.04	27 / 31
DA Load (GW)	10.3	10.3	10.3	10.3	10.3	10.5	12.7	13.5	14.1	14.6	14.8	15.0	14.8	14.9	14.6	14.6	14.6	14.7	15.3	15.6	14.9	13.0	11.5	10.6	



Preliminary Real-Time Prices with Forecasted and Actual System Load

	HE1	HE2	HE3	HE4	HE5	HE6	HE7	HE8	HE9	HE10	HE11	HE12	HE13	HE14	HE15	HE16	HE17	HE18	HE19	HE20	HE21	HE22	HE23	HE24	avg all/peak
CONNECTICUT	23.25	23.77	21.62	22.94	22.07	21.67	31.01	30.62	33.99	32.65	31.51	30.35	34.27	39.99	39.20	39.33	37.02	42.14	49.79	33.93	46.20	46.04	27.32	27.34	33 / 37
NEMASSBOST	23.17	23.67	21.61	22.88	22.07	21.75	31.08	30.28	33.33	32.05	30.96	29.92	33.81	39.12	38.33	38.34	36.05	41.04	48.68	33.35	45.01	44.85	26.85	27.18	32 / 36
NEWHAMPSHIRE	23.17	23.72	21.64	22.93	22.15	21.86	31.37	30.51	33.56	32.23	31.06	29.99	33.89	39.09	38.31	38.25	35.97	40.98	48.76	33.26	44.96	44.8	26.91	27.05	32 / 36
MAINE	22.12	22.56	20.54	21.79	21.04	21.71	30.93	30.15	32.08	30.85	29.59	28.59	32.16	36.74	36.32	36.17	33.96	38.36	45.99	31.36	41.89	41.80	25.74	25.90	33 / 34
INTERNAL_HUB	23.13	23.68	21.62	22.93	22.1	21.71	30.93	30.15	32.26	31.96	30.84	29.79	33.67	39.03	38.23	38.22	35.96	40.95	48.44	33.14	44.86	44.78	26.79	27.03	32 / 36
Forecast	10.52	10.07	9.82	9.80	10.05	11.05	13.11	14.38	14.80	15.11	15.36	15.43	15.42	15.46	15.40	15.23	15.24	15.40	16.00	16.08	15.55	14.34	12.83	11.44	14 / 15
(RT) - (DA Load)	0.43	0.34	0.38	0.37	0.63	0.97	0.19	0.56	0.46	0.23	0.31	0.29	0.43	0.46	0.54	0.45	0.43	0.51	0.65	0.67	0.67	1.47	1.36	1.16	



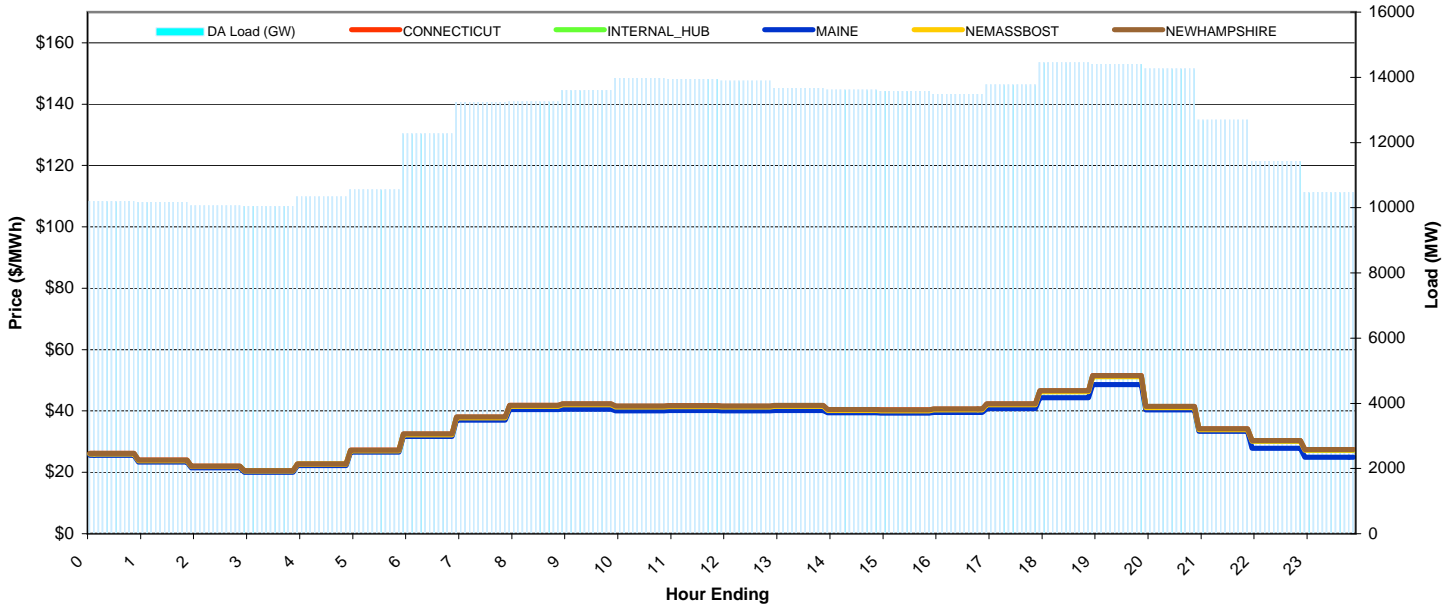
ISO-NE Daily Report

Wednesday October 07, 2009

Price Color Codes: <=0 >=100 >=200

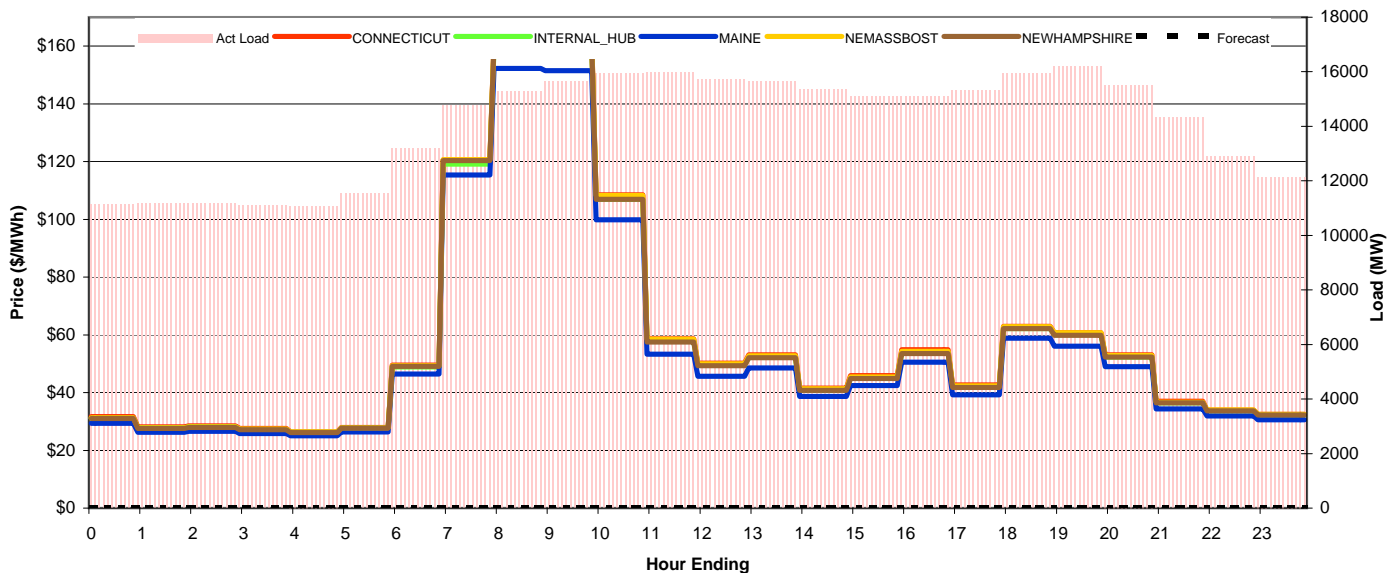
Day-Ahead Prices and Cleared Load

	HE1	HE2	HE3	HE4	HE5	HE6	HE7	HE8	HE9	HE10	HE11	HE12	HE13	HE14	HE15	HE16	HE17	HE18	HE19	HE20	HE21	HE22	HE23	HE24	avg all/peak
CONNECTICUT	26.16	23.95	22.00	20.54	22.75	27.23	32.44	38.00	41.81	42.26	41.53	41.70	41.55	41.74	40.43	40.32	40.59	42.26	46.55	51.50	41.40	34.13	30.35	27.41	36 / 41
NEMASSBOST	26	23.8	21.86	20.41	22.61	27.06	32.24	37.77	41.54	42	41.27	41.44	41.29	41.48	40.18	40.07	40.33	42	46.26	51.18	41.14	33.91	30.16	27.24	36 / 41
NEWHAMPSHIRE	26.2	23.98	22.03	20.57	22.78	27.27	32.49	38.05	41.86	42.32	41.58	41.75	41.6	41.8	40.49	40.38	40.64	42.32	46.62	51.57	41.46	34.18	30.39	27.44	36 / 41
MAINE	25.56	23.40	21.49	20.07	22.23	26.60	31.69	37.06	40.43	40.57	40.00	40.13	40.02	40.17	39.38	39.29	39.49	40.79	44.32	48.58	40.34	33.34	27.81	24.88	34 / 39
INTERNAL_HUB	26	23.8	21.86	20.41	22.61	27.06	32.24	37.76	41.54	42	41.27	41.44	41.29	41.48	40.18	40.07	40.33	42	46.26	51.18	41.14	33.91	30.16	27.24	36 / 41
DA Load (GW)	10.2	10.2	10.1	10.1	10.3	10.6	12.3	13.2	13.3	13.6	14.0	13.9	13.9	13.7	13.6	13.6	13.5	13.8	14.4	14.4	14.3	12.7	11.4	10.5	



Preliminary Real-Time Prices with Forecasted and Actual System Load

	HE1	HE2	HE3	HE4	HE5	HE6	HE7	HE8	HE9	HE10	HE11	HE12	HE13	HE14	HE15	HE16	HE17	HE18	HE19	HE20	HE21	HE22	HE23	HE24	avg all/peak
CONNECTICUT	31.64	28.19	28.49	27.56	26.41	27.91	49.50	120.55	161.39	162.92	108.54	58.58	50.18	53.13	41.58	45.84	54.86	42.67	62.90	60.75	53.04	36.96	33.96	32.48	58 / 72
NEMASSBOST	31.28	27.84	28.13	27.32	26.33	27.85	49.34	120.64	161.53	163.07	108.25	58.51	49.98	52.74	41.29	45.39	54.26	42.29	62.82	60.68	52.82	36.72	33.99	32.43	58 / 72
NEWHAMPSHIRE	31.05	27.64	27.95	27.13	26.11	27.65	49.09	120.4	160.65	161.31	106.89	57.55	49.28	52.09	40.82	44.84	53.58	41.76	62.12	59.86	52.32	36.46	33.67	32.22	58 / 71
MAINE	29.38	26.26	26.57	25.82	25.01	27.69	48.91	119.08	159.47	161.08	106.99	57.78	49.46	52.25	40.92	45.06	53.9	41.95	62.15	60.01	52.3	36.45	33.72	32.26	57 / 67
INTERNAL_HUB	31.17	27.79	28.13	27.3	26.23	27.69	48.91	119.08	159.47	161.08	106.99	57.78	49.46	52.25	40.92	45.06	53.9	41.95	62.15	60.01	52.3	36.45	33.72	32.26	58 / 71
Forecast	0.00	0.00	0.00	0.00	0.00	0.00	0.00	0.00	0.00	0.00	0.00	0.00	0.00	0.00	0.00	0.00	0.00	0.00	0.00	0.00	0.00	0.00	0.00	0.00	0 / 0
(RT) - (DA Load)	0.94	1.00	1.12	1.04	0.74	0.98	0.91	1.52	2.03	2.03	1.95	2.02	1.83	1.96	1.74	1.52	1.61	1.53	1.49	1.78	1.25	1.63	1.47	1.69	



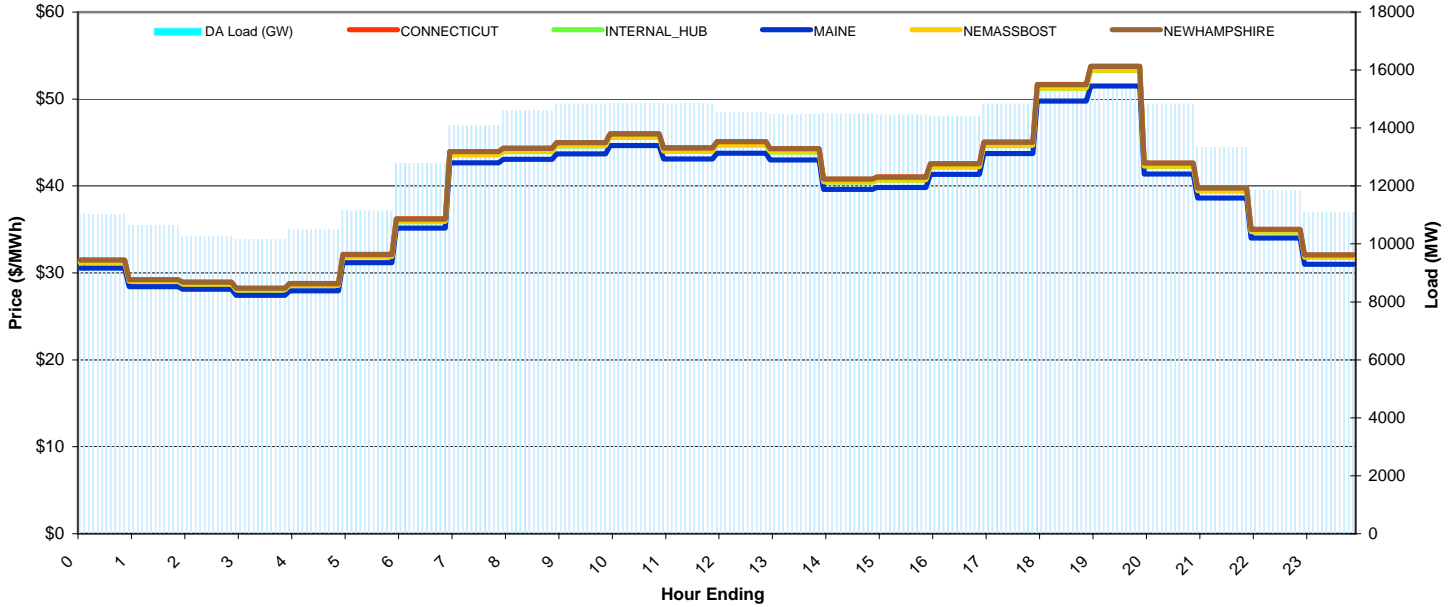
ISO-NE Daily Report

Thursday October 08, 2009

Price Color Codes: <=0 >=100 >=200

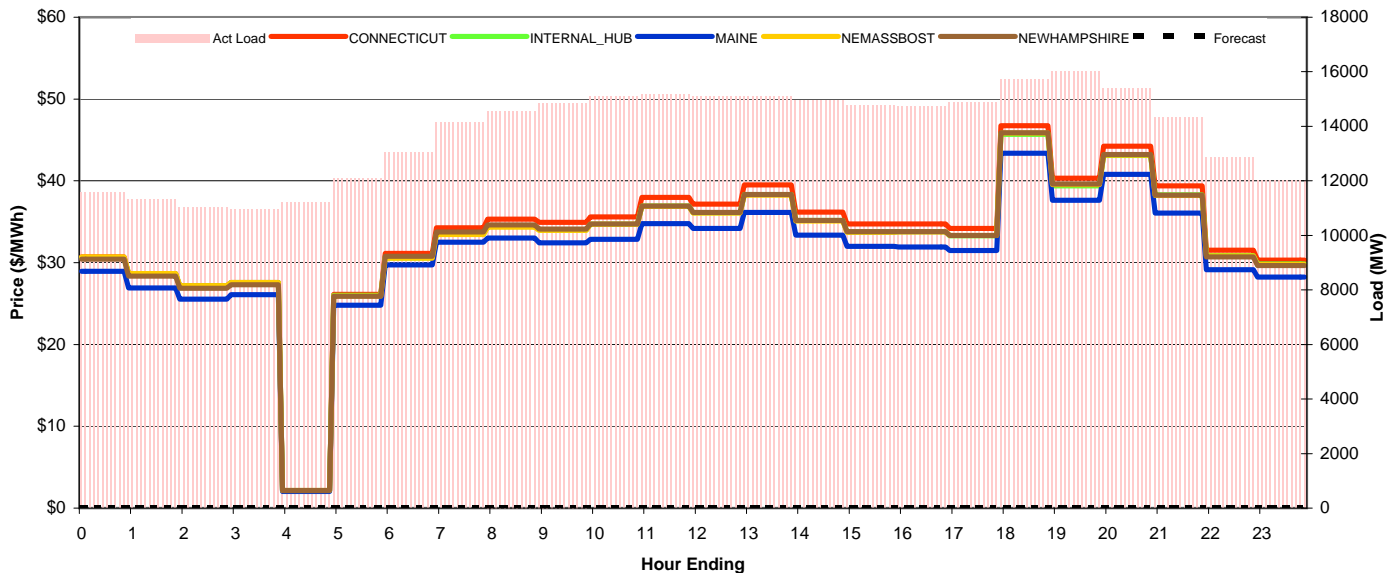
Day-Ahead Prices and Cleared Load

	HE1	HE2	HE3	HE4	HE5	HE6	HE7	HE8	HE9	HE10	HE11	HE12	HE13	HE14	HE15	HE16	HE17	HE18	HE19	HE20	HE21	HE22	HE23	HE24	avg all/peak
CONNECTICUT	31.47	29.10	28.95	28.25	28.77	32.12	36.22	43.96	44.34	45.00	46.00	44.38	45.10	44.29	40.80	41.04	42.56	45.04	51.67	53.77	42.63	39.77	35.02	32.07	40 / 44
NEMASSBOST	31.23	29.03	28.72	28.04	28.55	31.86	35.93	43.62	44	44.65	45.64	44.03	44.74	43.94	40.48	40.72	42.23	44.69	51.27	53.35	42.3	39.46	34.75	31.82	39 / 44
NEWHAMPSHIRE	31.46	29.23	28.94	28.25	28.76	32.1	36.2	43.94	44.32	44.98	45.98	44.36	45.08	44.27	40.78	41.02	42.54	45.02	51.64	53.74	42.61	39.75	35	32.05	40 / 44
MAINE	30.56	28.40	28.11	27.44	27.93	31.18	35.16	42.68	43.05	43.69	44.66	43.09	43.78	43.00	39.61	39.84	41.32	43.73	49.78	51.51	41.39	38.61	34.00	31.00	38 / 43
INTERNAL_HUB	31.2	28.98	28.7	28.02	28.53	31.84	35.9	43.59	43.96	44.61	45.6	44	44.71	43.91	40.45	40.69	42.19	44.65	51.23	53.31	42.26	39.43	34.72	31.8	39 / 44
DA Load (GW)	11.0	10.6	10.3	10.1	10.5	11.1	12.8	14.1	14.6	14.8	14.9	14.8	14.5	14.5	14.5	14.4	14.8	15.3	15.3	14.8	13.3	11.8	11.1		



Preliminary Real-Time Prices with Forecasted and Actual System Load

	HE1	HE2	HE3	HE4	HE5	HE6	HE7	HE8	HE9	HE10	HE11	HE12	HE13	HE14	HE15	HE16	HE17	HE18	HE19	HE20	HE21	HE22	HE23	HE24	avg all/peak
CONNECTICUT	30.71	28.68	27.20	27.59	2.17	26.14	31.15	34.28	35.31	34.93	35.60	37.96	37.14	39.49	36.19	34.74	34.75	34.19	46.74	40.31	44.25	39.40	31.51	30.33	33 / 37
NEMASSBOST	30.69	28.67	27.17	27.57	2.16	25.92	30.55	33.44	34.35	33.95	34.69	36.89	36.07	38.24	35.08	33.73	33.76	33.32	45.85	39.53	43.15	38.22	30.83	29.77	33 / 36
NEWHAMPSHIRE	30.42	28.36	26.89	27.32	2.14	25.88	30.77	33.76	34.6	34.1	34.73	36.91	36.16	38.35	35.18	33.78	33.79	33.32	45.87	39.62	43.22	38.25	30.69	29.63	33 / 36
MAINE	28.95	26.92	25.55	26.08	2.05	88.00	29.74	32.50	33.01	32.43	32.85	34.79	34.20	36.15	33.38	31.98	31.90	31.48	43.36	37.64	40.81	36.06	29.13	28.24	34 / 34
INTERNAL_HUB	30.59	28.63	27.15	27.56	2.16	26	30.6	33.48	34.41	34	34.7	36.92	36.12	38.32	35.15	33.76	33.78	33.27	45.68	39.39	43.12	38.31	30.85	29.83	33 / 36
Forecast	0.00	0.00	0.00	0.00	0.00	0.00	0.00	0.00	0.00	0.00	0.00	0.00	0.00	0.00	0.00	0.00	0.00	0.00	0.00	0.00	0.00	0.00	0.00	0.00	0 / 0
(RT) - (DA Load)	0.54	0.68	0.77	0.82	0.73	0.93	0.27	0.05	-0.03	0.02	0.23	0.32	0.58	0.63	0.45	0.29	0.31	0.05	0.42	0.69	0.57	0.98	1.02	0.93	



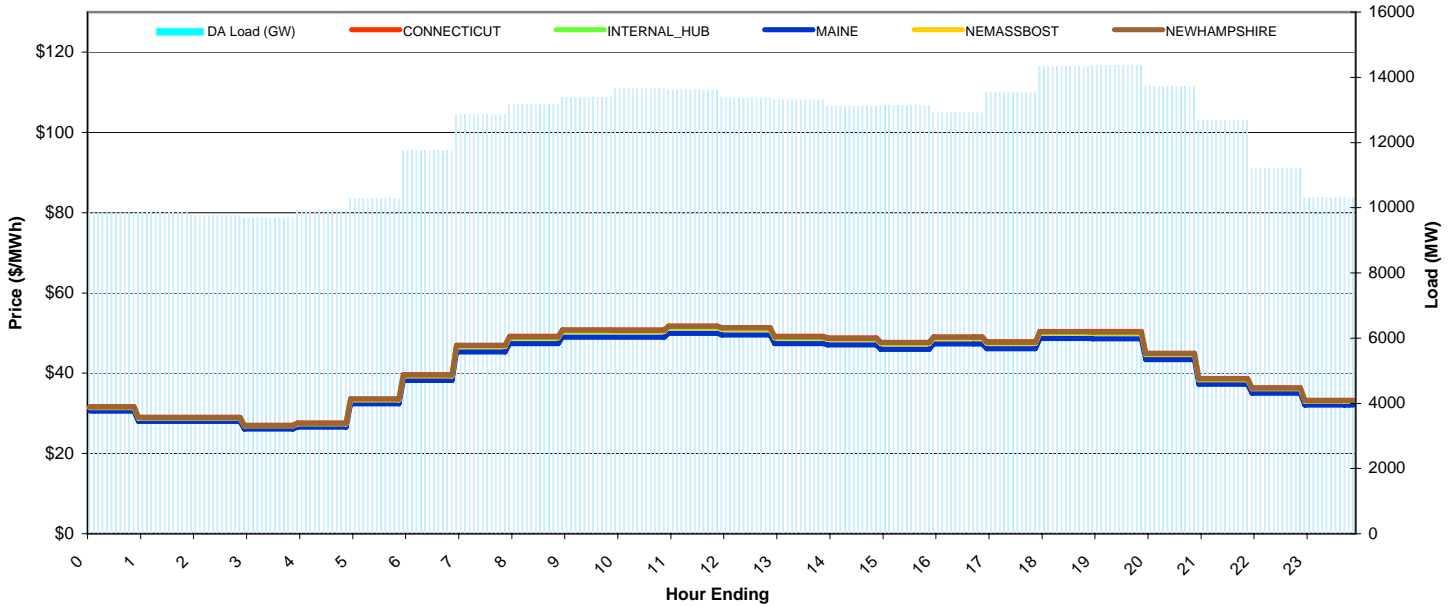
ISO-NE Daily Report

Friday October 09, 2009

Price Color Codes: <=0 >=100 >=200

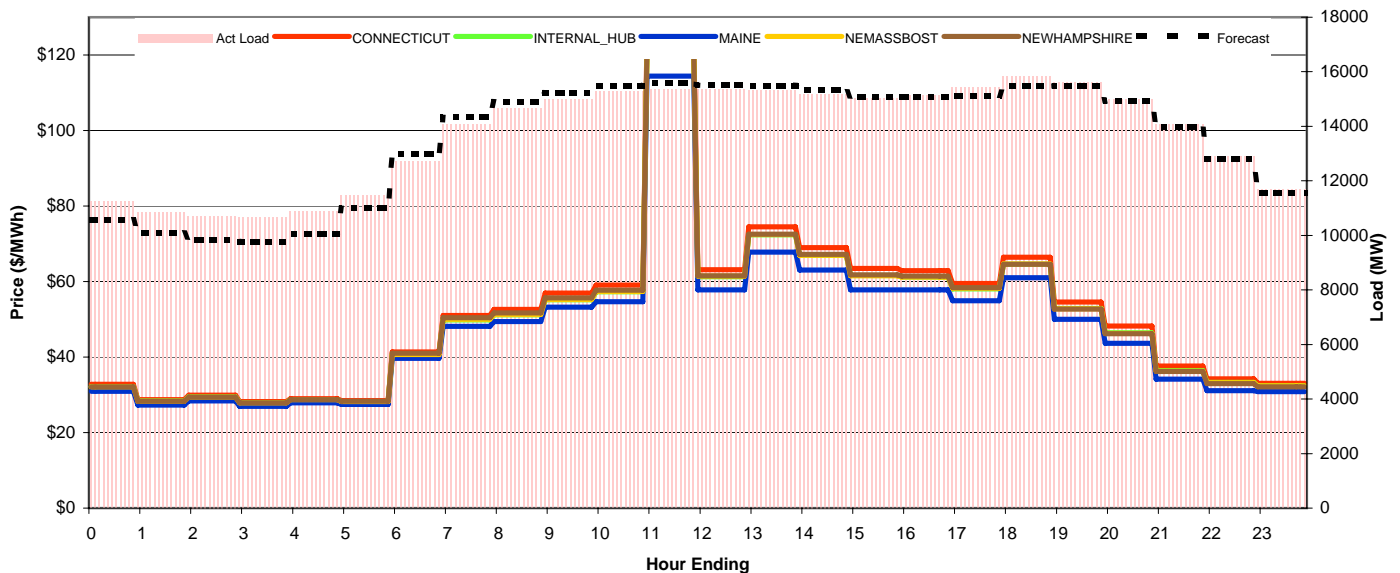
Day-Ahead Prices and Cleared Load

	HE1	HE2	HE3	HE4	HE5	HE6	HE7	HE8	HE9	HE10	HE11	HE12	HE13	HE14	HE15	HE16	HE17	HE18	HE19	HE20	HE21	HE22	HE23	HE24	avg all/peak
CONNECTICUT	31.68	29.01	29.01	27.05	27.57	33.61	39.61	47.00	49.18	50.83	50.78	51.79	51.37	49.18	48.80	47.69	49.05	47.84	50.44	50.38	45.00	38.67	36.37	33.28	42 / 48
NEMASSBOST	31.45	28.79	28.79	26.85	27.36	33.36	39.32	46.65	48.81	50.46	50.4	51.41	50.99	48.81	48.44	47.34	48.69	47.49	50.07	50.01	44.67	38.39	36.1	33.03	42 / 47
NEWHAMPSHIRE	31.61	28.94	28.94	26.99	27.51	33.54	39.52	46.89	49.07	50.72	50.66	51.68	51.25	49.07	48.69	47.58	48.94	47.73	50.33	50.27	44.9	38.58	36.28	33.2	42 / 48
MAINE	30.54	27.96	27.96	26.07	26.57	32.40	38.18	45.30	47.40	49.00	48.94	49.93	49.51	47.40	47.04	45.97	47.28	46.11	48.62	48.56	43.38	37.28	35.05	32.08	41 / 46
INTERNAL_HUB	31.38	28.73	28.73	26.8	27.31	33.3	39.24	46.56	48.72	50.36	50.3	51.31	50.89	48.72	48.35	47.25	48.59	47.39	49.97	49.91	44.58	38.31	36.03	32.97	42 / 47
DA Load (GW)	9.8	9.9	9.8	9.7	9.9	10.3	11.8	12.9	13.2	13.4	13.6	13.6	13.4	13.3	13.1	13.1	12.9	13.5	14.3	14.4	13.7	12.7	11.2	10.3	



Preliminary Real-Time Prices with Forecasted and Actual System Load

	HE1	HE2	HE3	HE4	HE5	HE6	HE7	HE8	HE9	HE10	HE11	HE12	HE13	HE14	HE15	HE16	HE17	HE18	HE19	HE20	HE21	HE22	HE23	HE24	avg all/peak
CONNECTICUT	32.76	28.74	29.88	28.24	28.98	28.51	41.34	51.04	52.66	56.93	59.03	124.07	63.11	74.46	69.00	63.51	62.91	59.50	66.44	54.55	48.20	37.66	34.22	33.08	51 / 61
NEMASSBOST	32.14	28.34	29.42	27.89	28.69	28.18	40.7	49.99	51.23	55.22	57.35	120.52	61.4	72.43	66.93	61.53	61.15	58.19	64.63	52.76	46.27	36.29	33.2	32.36	50 / 59
NEWHAMPSHIRE	32.12	28.33	29.43	27.89	28.73	28.31	41.04	50.4	51.69	55.71	57.73	121.18	61.54	72.51	67.2	61.78	61.45	58.39	64.6	52.69	46.16	36.18	32.97	32.13	50 / 60
MAINE	30.94	27.33	28.36	26.96	27.86	28.00	39.62	48.15	49.41	53.26	54.63	114.37	57.79	67.79	63.06	57.81	57.78	54.95	61.02	50.04	43.63	34.12	31.07	30.84	50 / 56
INTERNAL_HUB	32.19	28.37	29.48	27.93	28.71	28.18	40.61	49.86	51.2	55.21	57.32	120.36	61.29	72.35	66.92	61.57	61.19	58.09	64.57	52.84	46.46	36.45	33.32	32.39	50 / 59
Forecast	10.57	10.08	9.83	9.78	10.04	10.99	13.00	14.33	14.90	15.23	15.49	15.57	15.50	15.49	15.32	15.08	15.08	15.12	15.46	15.49	14.92	13.97	12.80	11.57	14 / 15
(RT) - (DA Load)	1.38	0.97	0.96	0.95	0.96	1.17	0.95	1.20	1.49	1.62	1.62	1.75	1.98	2.01	2.07	1.88	2.22	1.89	1.48	1.22	1.26	1.38	1.70	1.38	



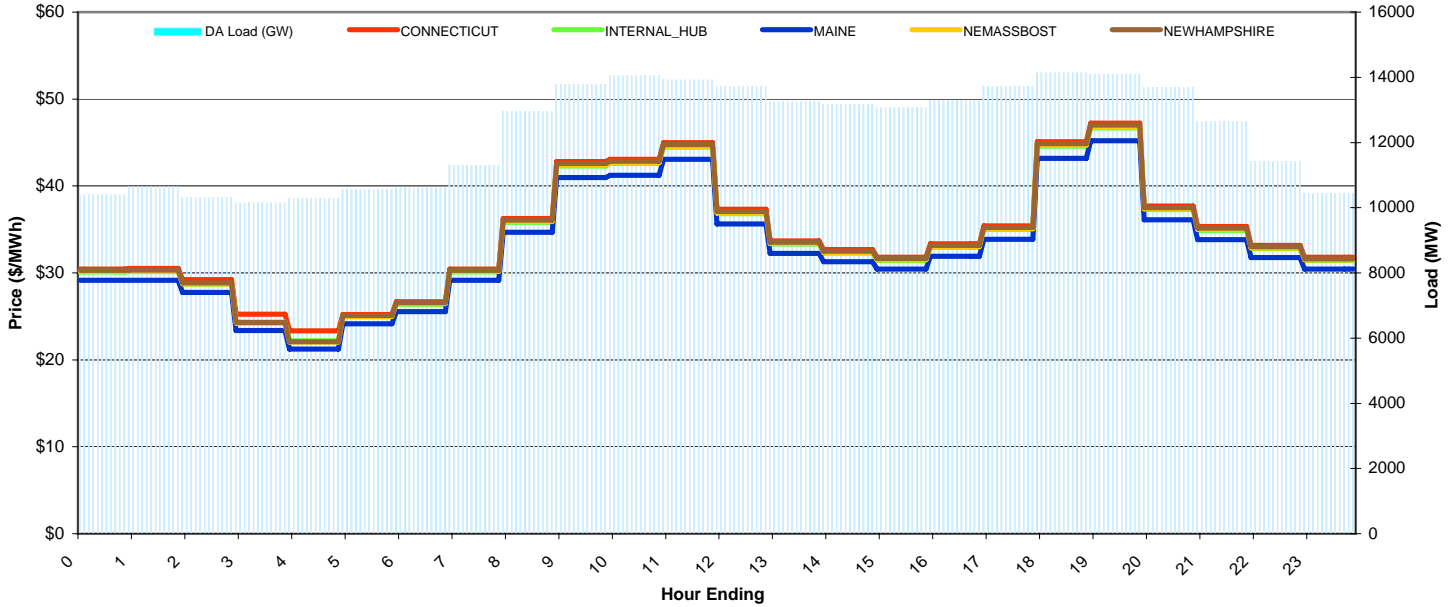
ISO-NE Daily Report

Saturday October 10, 2009

Price Color Codes: <=0 >=100 >=200

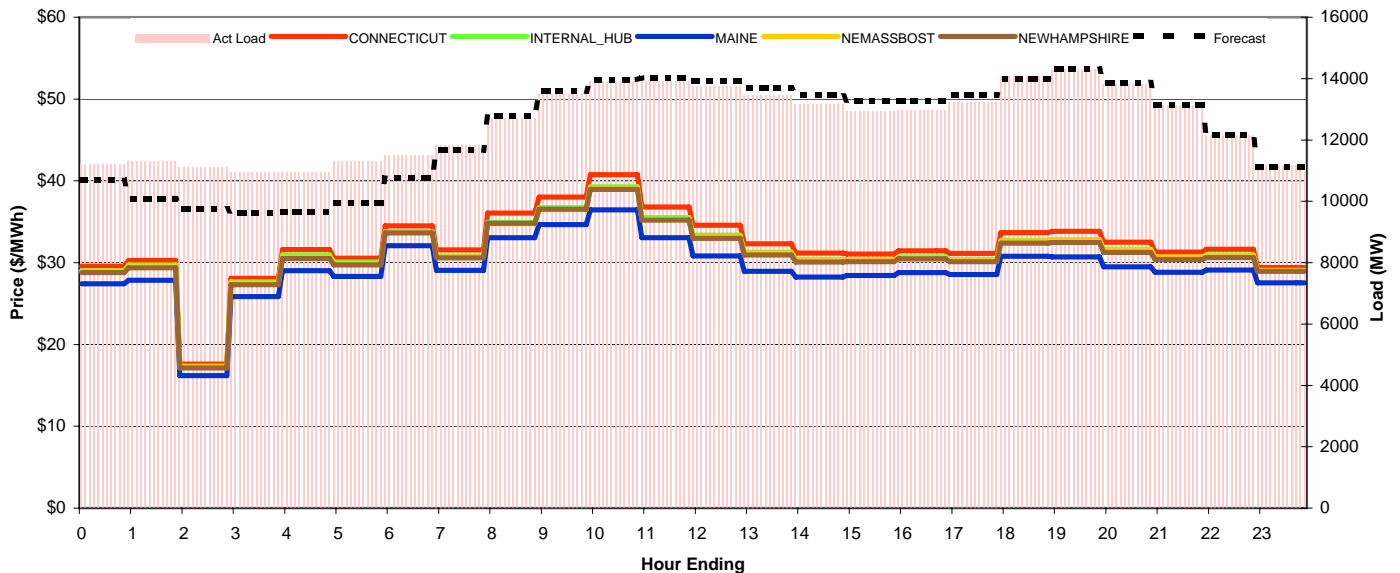
Day-Ahead Prices and Cleared Load

	HE1	HE2	HE3	HE4	HE5	HE6	HE7	HE8	HE9	HE10	HE11	HE12	HE13	HE14	HE15	HE16	HE17	HE18	HE19	HE20	HE21	HE22	HE23	HE24	avg all/peak
CONNECTICUT	30.45	30.50	29.23	25.26	23.33	25.23	26.69	30.46	36.24	42.80	43.07	44.97	37.32	33.69	32.67	31.79	33.34	35.40	45.09	47.22	37.71	35.32	33.18	31.79	34 / 38
NEMASSBOST	30.17	30.19	28.87	24.23	22.04	25	26.45	30.18	35.91	42.41	42.67	44.55	37.06	33.39	32.37	31.5	33.03	35.07	44.67	46.79	37.36	34.99	32.88	31.5	34 / 37
NEWHAMPSHIRE	30.3	30.32	28.87	24.31	22.09	25.11	26.56	30.31	36.06	42.59	42.86	44.75	37.06	33.53	32.51	31.64	33.17	35.22	44.86	46.99	37.52	35.14	33.02	31.63	34 / 37
MAINE	29.15	29.16	27.77	23.37	21.24	24.15	25.55	29.16	34.69	40.97	41.23	43.05	35.65	32.26	31.27	30.44	31.91	33.88	43.16	45.21	36.10	33.81	31.76	30.43	33 / 36
INTERNAL_HUB	30.1	30.13	28.73	24.34	22.21	24.94	26.39	30.11	35.83	42.31	42.58	44.45	36.81	33.31	32.29	31.43	32.96	34.99	44.57	46.68	37.28	34.91	32.8	31.43	34 / 37
DA Load (GW)	10.4	10.6	10.3	10.2	10.3	10.6	10.6	11.3	12.9	13.8	14.1	13.9	13.7	13.3	13.2	13.1	13.3	13.7	14.1	14.1	13.7	12.6	11.4	10.4	



Preliminary Real-Time Prices with Forecasted and Actual System Load

	HE1	HE2	HE3	HE4	HE5	HE6	HE7	HE8	HE9	HE10	HE11	HE12	HE13	HE14	HE15	HE16	HE17	HE18	HE19	HE20	HE21	HE22	HE23	HE24	avg all/peak
CONNECTICUT	29.56	30.27	17.61	28.10	31.61	30.55	34.50	31.55	36.07	38.02	40.74	36.79	34.57	32.29	31.19	31.07	31.45	31.15	33.66	33.82	32.50	31.30	31.64	29.43	32 / 34
NEMASSBOST	28.98	29.57	17.27	27.49	30.68	29.89	33.71	30.7	34.77	36.51	39.03	35.29	33.17	31.17	30.31	30.27	30.61	30.35	32.66	32.74	31.58	30.65	30.86	29.06	31 / 33
NEWHAMPSHIRE	28.79	29.36	17.14	27.29	30.52	29.74	33.62	30.6	34.82	36.52	38.94	35.19	32.97	30.92	30.09	30.1	30.46	30.12	32.4	32.46	31.24	30.39	30.64	28.94	31 / 32
MAINE	27.43	27.85	16.21	25.87	29.01	28.00	32.06	29.06	33.05	34.65	36.45	33.04	30.82	28.93	28.25	28.43	28.78	28.55	30.79	30.70	29.49	28.83	29.09	27.55	32 / 31
INTERNAL_HUB	29.02	29.72	17.37	27.67	30.93	30.06	33.81	30.78	34.94	36.72	39.28	35.52	33.36	31.29	30.38	30.32	30.69	30.41	32.73	32.83	31.63	30.65	30.95	29.04	31 / 33
Forecast	10.68	10.09	9.74	9.61	9.65	9.95	10.75	11.66	12.78	13.58	13.97	14.03	13.92	13.68	13.48	13.28	13.27	13.46	14.00	14.30	13.87	13.14	12.17	11.13	12 / 13
(RT) - (DA Load)	0.81	0.66	0.78	0.78	0.68	0.72	0.88	0.54	-0.26	-0.29	-0.15	-0.02	0.01	0.21	0.00	-0.15	-0.32	-0.49	-0.06	0.20	0.13	0.47	0.73	0.74	



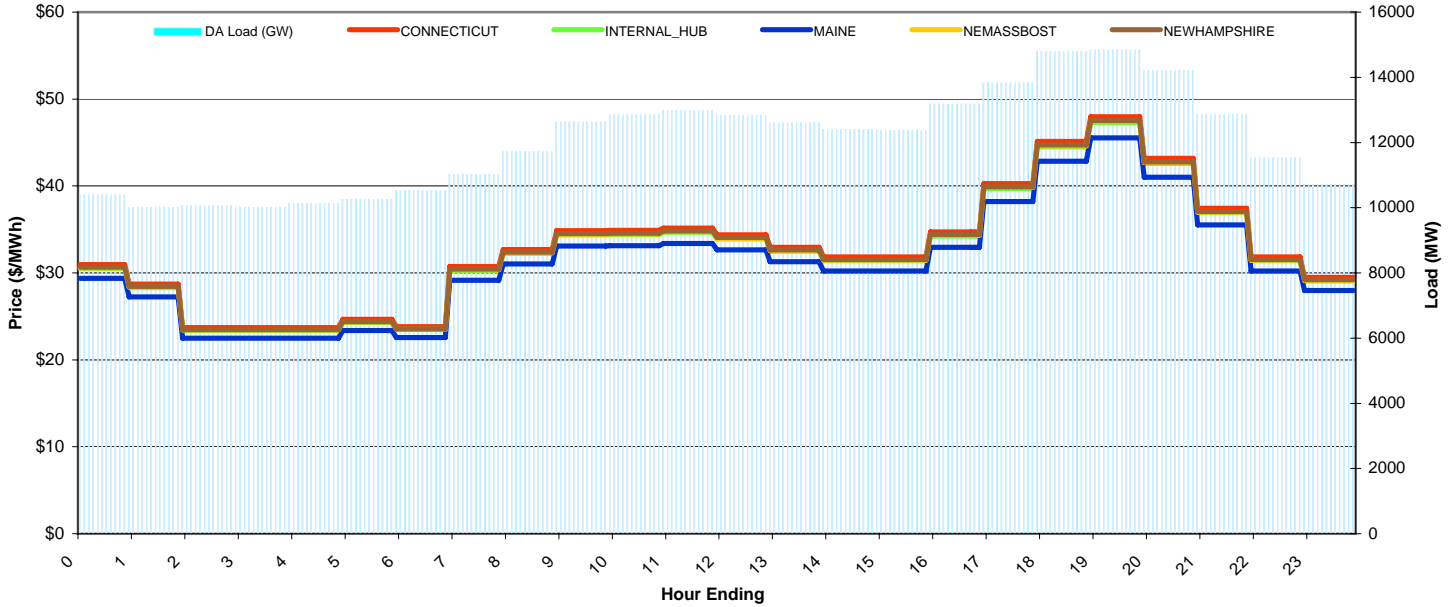
ISO-NE Daily Report

Sunday October 11, 2009

Price Color Codes: ≤0 >=100 >=200

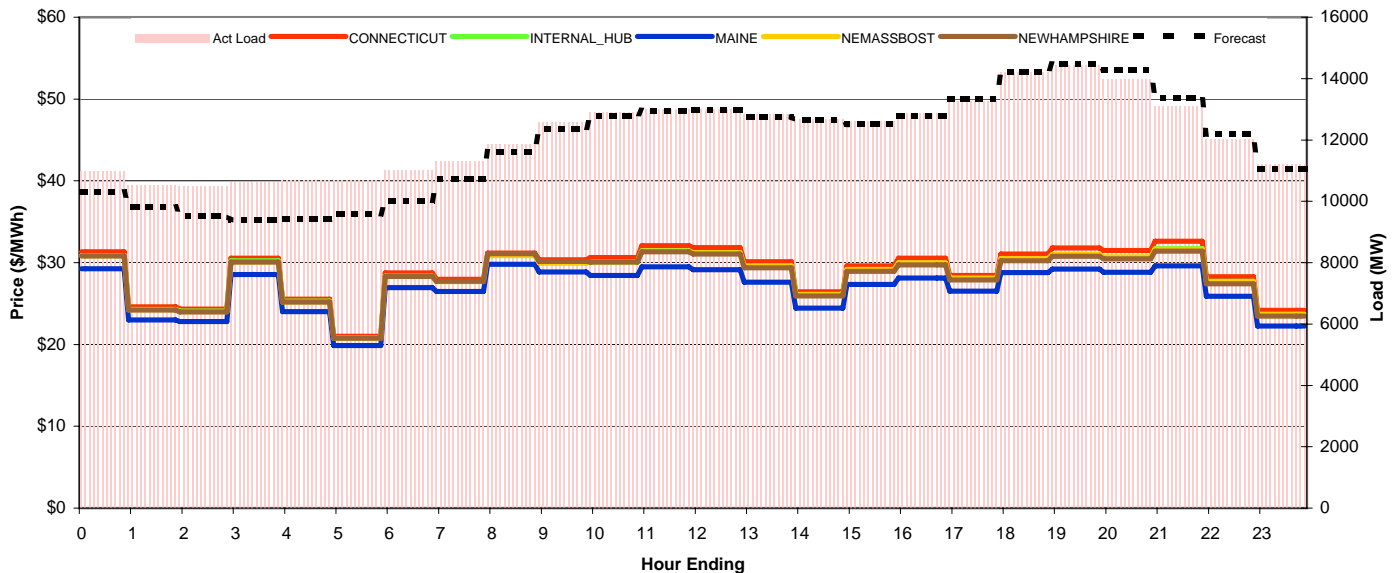
Day-Ahead Prices and Cleared Load

	HE1	HE2	HE3	HE4	HE5	HE6	HE7	HE8	HE9	HE10	HE11	HE12	HE13	HE14	HE15	HE16	HE17	HE18	HE19	HE20	HE21	HE22	HE23	HE24	avg all/peak
CONNECTICUT	30.95	28.70	23.71	23.71	23.71	24.65	23.80	30.73	32.70	34.86	34.90	35.16	34.39	32.96	31.83	31.83	34.73	40.28	45.13	47.97	43.19	37.42	31.83	29.49	33 / 36
NEMASSBOST	30.6	28.38	23.44	23.44	23.44	24.37	23.52	30.37	32.33	34.46	34.5	34.76	33.99	32.58	31.47	31.47	34.33	39.82	44.61	47.42	42.69	36.99	31.47	29.16	32 / 36
NEWHAMPSHIRE	30.66	28.44	23.49	23.49	23.49	24.42	23.57	30.44	32.4	34.53	34.57	34.84	34.07	32.65	31.54	31.54	34.41	39.9	44.71	47.52	42.78	37.07	31.54	29.22	33 / 36
MAINE	29.37	27.24	22.50	22.50	22.50	23.39	22.58	29.16	31.03	33.08	33.12	33.37	32.64	31.28	30.21	30.21	32.96	38.22	42.83	45.52	40.99	35.51	30.21	27.99	31 / 34
INTERNAL_HUB	30.53	28.31	23.38	23.38	23.38	24.31	23.47	30.3	32.25	34.38	34.42	34.68	33.92	32.5	31.4	31.4	34.25	39.72	44.51	47.31	42.59	36.91	31.4	29.09	32 / 36
DA Load (GW)	10.4	10.0	10.1	10.0	10.1	10.3	10.5	11.0	11.7	12.6	12.8	13.0	12.8	12.6	12.4	12.4	13.2	13.8	14.8	14.8	14.2	12.9	11.5	10.7	



Preliminary Real-Time Prices with Forecasted and Actual System Load

	HE1	HE2	HE3	HE4	HE5	HE6	HE7	HE8	HE9	HE10	HE11	HE12	HE13	HE14	HE15	HE16	HE17	HE18	HE19	HE20	HE21	HE22	HE23	HE24	avg all/peak
CONNECTICUT	31.32	24.60	24.33	30.55	25.55	21.01	28.73	27.95	31.19	30.34	30.62	32.09	31.82	30.13	26.45	29.59	30.56	28.45	31.06	31.79	31.48	32.61	28.27	24.18	29 / 30
NEMASSBOST	30.86	24.26	24.02	30.08	25.18	20.77	28.3	27.69	30.9	29.99	30.09	31.42	31.2	29.6	26.14	29.17	29.97	28.11	30.51	31.03	30.71	31.63	27.68	23.67	28 / 30
NEWHAMPSHIRE	30.82	24.22	23.97	30.06	25.18	20.77	28.32	27.73	31.11	30.15	30.07	31.33	31.06	29.38	25.94	28.95	29.73	27.87	30.24	30.78	30.46	31.4	27.43	23.47	28 / 30
MAINE	29.24	23.01	22.79	28.57	24.00	20.80	26.96	26.47	29.82	28.88	28.43	29.48	29.15	27.60	24.45	27.34	28.11	26.51	28.80	29.21	28.82	29.62	25.90	22.25	30 / 28
INTERNAL_HUB	30.87	24.3	24.09	30.22	25.3	20.82	28.36	27.68	30.87	29.95	30.09	31.44	31.2	29.58	26.08	29.14	29.98	28.02	30.42	30.98	30.67	31.73	27.73	23.71	28 / 30
Forecast	10.30	9.80	9.51	9.39	9.42	9.59	10.02	10.71	11.62	12.37	12.79	12.95	12.96	12.76	12.65	12.51	12.77	13.32	14.21	14.49	14.29	13.37	12.18	11.07	12 / 13
(RT) - (DA Load)	0.56	0.49	0.42	0.60	0.54	0.42	0.48	0.27	0.13	-0.06	0.07	0.01	0.16	0.23	0.27	0.25	-0.32	-0.56	-0.58	-0.43	-0.25	0.22	0.49	0.48	



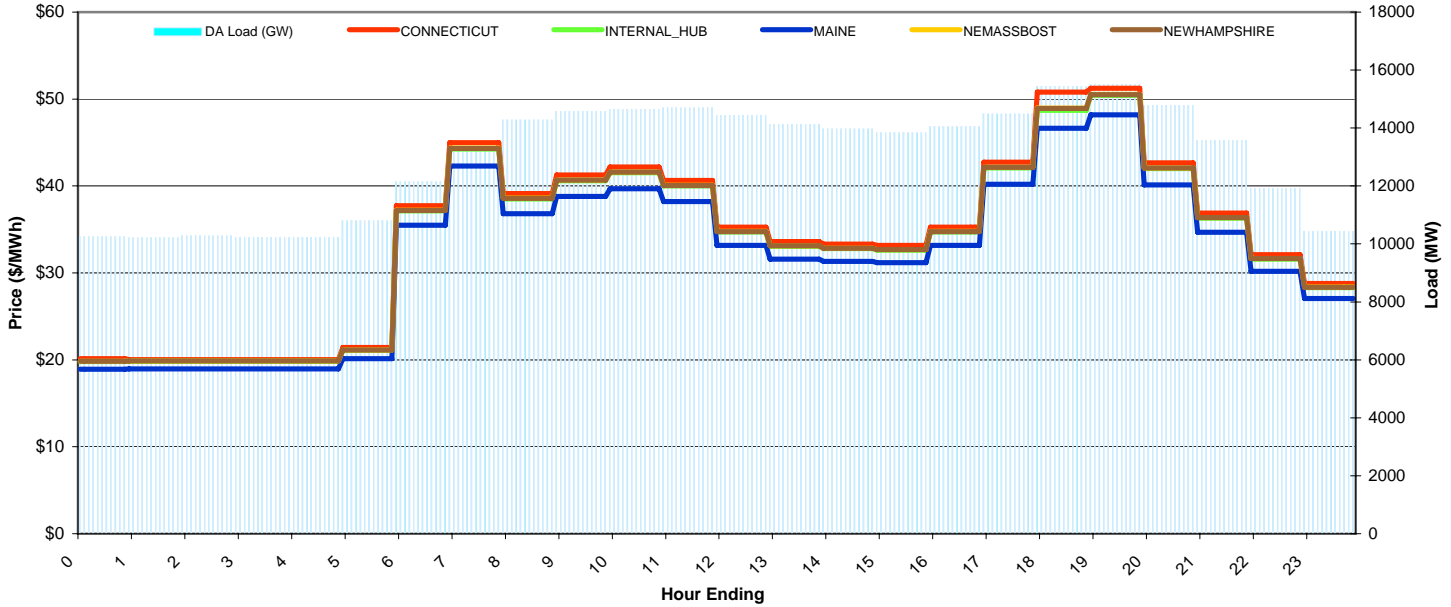
ISO-NE Daily Report

Monday October 12, 2009

Price Color Codes: <=0 >=100 >=200

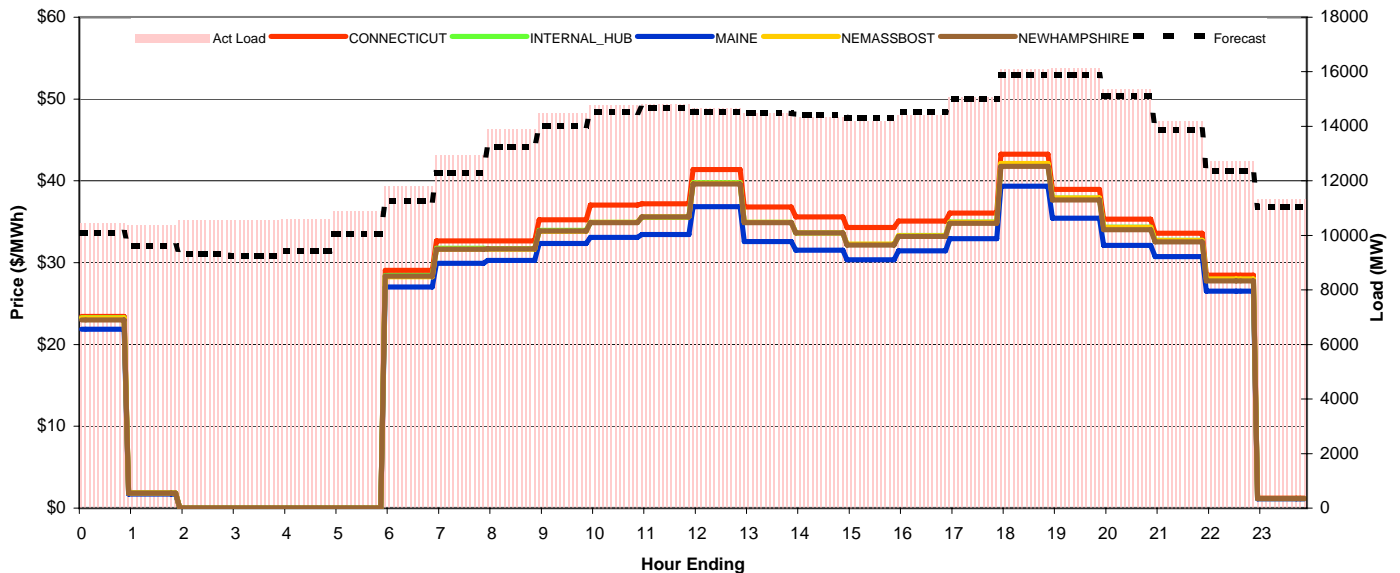
Day-Ahead Prices and Cleared Load

	HE1	HE2	HE3	HE4	HE5	HE6	HE7	HE8	HE9	HE10	HE11	HE12	HE13	HE14	HE15	HE16	HE17	HE18	HE19	HE20	HE21	HE22	HE23	HE24	avg all/peak
CONNECTICUT	20.12	20.03	20.03	20.03	20.03	21.43	37.73	44.97	39.14	41.25	42.18	40.64	35.26	33.60	33.31	33.16	35.26	42.75	50.81	51.24	42.68	36.88	32.11	28.77	34 / 40
NEMASSBOST	19.84	19.89	19.89	19.89	19.89	21.13	37.2	44.35	38.6	40.68	41.59	40.08	34.77	33.13	32.85	32.7	34.77	42.16	48.95	50.53	42.09	36.37	31.66	28.37	34 / 39
NEWHAMPSHIRE	19.83	19.87	19.87	19.87	19.87	21.12	37.19	44.33	38.59	40.67	41.58	40.06	34.75	33.12	32.84	32.68	34.75	42.14	48.91	50.51	42.07	36.35	31.65	28.36	34 / 39
MAINE	18.92	18.97	18.97	18.97	18.97	20.15	35.48	42.29	36.81	38.80	39.67	38.22	33.16	31.60	31.33	31.18	33.16	40.20	46.64	48.19	40.14	34.68	30.19	27.06	32 / 37
INTERNAL_HUB	19.8	19.83	19.83	19.83	19.83	21.09	37.13	44.26	38.52	40.6	41.51	40	34.7	33.07	32.79	32.63	34.7	42.07	48.69	50.42	42	36.29	31.6	28.31	34 / 39
DA Load (GW)	10.2	10.2	10.3	10.2	10.2	10.8	12.2	13.3	14.3	14.6	14.7	14.7	14.4	14.1	14.0	13.8	14.0	14.5	15.4	15.5	14.8	13.6	11.9	10.4	



Preliminary Real-Time Prices with Forecasted and Actual System Load

	HE1	HE2	HE3	HE4	HE5	HE6	HE7	HE8	HE9	HE10	HE11	HE12	HE13	HE14	HE15	HE16	HE17	HE18	HE19	HE20	HE21	HE22	HE23	HE24	avg all/peak
CONNECTICUT	23.41	1.85	0.00	0.00	0.00	0.00	29.08	32.67	32.67	35.24	37.03	37.21	41.37	36.81	35.59	34.32	35.10	36.06	43.24	38.95	35.32	33.60	28.47	1.21	26 / 36
NEMASSBOST	23.24	1.84	0	0	0	0	28.29	31.63	31.65	33.85	34.94	35.6	39.69	34.92	33.65	32.27	33.3	34.94	42.13	37.92	34.29	32.7	27.99	1.19	25 / 34
NEWHAMPSHIRE	23	1.82	0	0	0	0	28.37	31.65	31.7	33.87	34.87	35.6	39.62	34.9	33.64	32.14	33.2	34.8	41.79	37.65	34.04	32.54	27.78	1.18	25 / 34
MAINE	21.88	1.73	0.00	0.00	0.00	88.00	27.03	29.91	30.26	32.36	33.09	33.44	36.85	32.58	31.51	30.34	31.46	32.95	39.33	35.45	32.13	30.76	26.53	1.13	27 / 32
INTERNAL_HUB	23.28	1.85	0	0	0	0	28.43	31.77	31.73	33.95	34.94	35.55	39.77	34.94	33.65	32.23	33.31	34.97	42.07	37.89	34.33	32.75	27.98	1.19	25 / 34
Forecast	10.10	9.60	9.31	9.25	9.42	10.04	11.25	12.30	13.25	14.02	14.52	14.68	14.54	14.48	14.43	14.31	14.52	15.01	15.87	15.89	15.10	13.87	12.35	11.05	13 / 14
(RT) - (DA Load)	0.21	0.14	0.29	0.32	0.34	0.08	-0.35	-0.39	-0.42	-0.09	0.13	0.09	0.21	0.35	0.35	0.37	0.36	0.56	0.66	0.59	0.58	0.62	0.76	0.87	



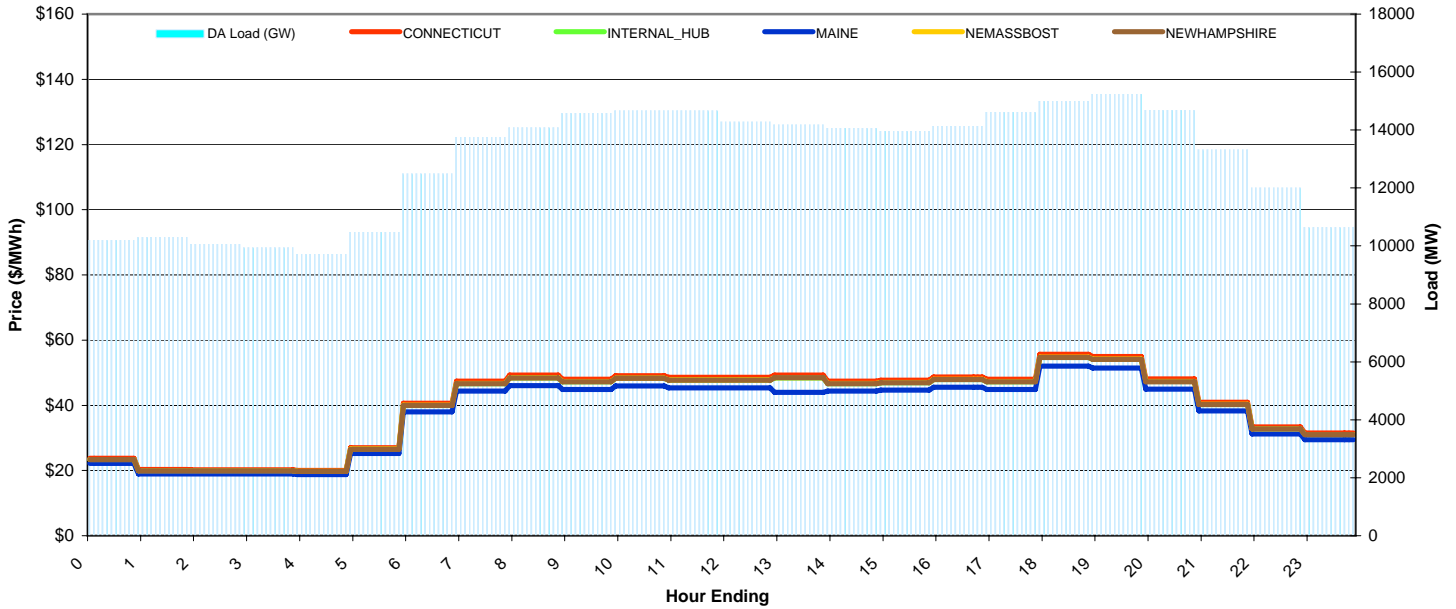
ISO-NE Daily Report

Tuesday October 13, 2009

Price Color Codes: <=0 >=100 >=200

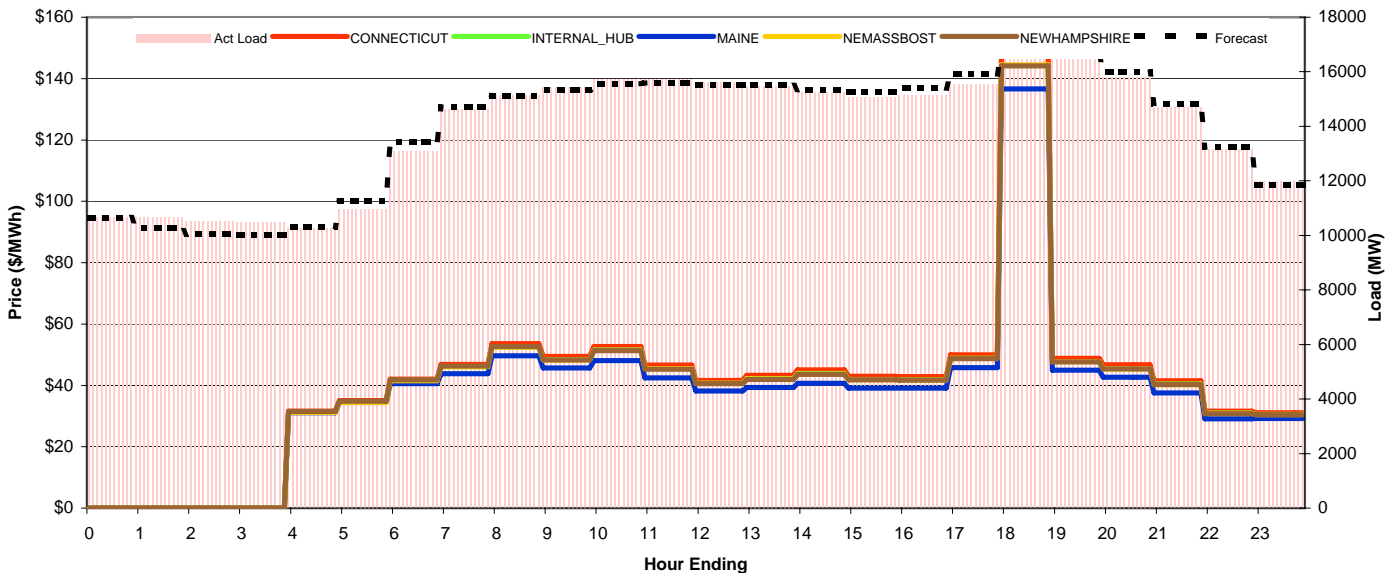
Day-Ahead Prices and Cleared Load

	HE1	HE2	HE3	HE4	HE5	HE6	HE7	HE8	HE9	HE10	HE11	HE12	HE13	HE14	HE15	HE16	HE17	HE18	HE19	HE20	HE21	HE22	HE23	HE24	avg all/peak
CONNECTICUT	23.74	20.27	20.24	20.24	20.06	27.00	40.64	47.40	49.26	48.00	49.09	48.54	48.54	49.26	47.40	47.73	48.72	48.00	55.61	55.00	48.07	40.96	33.33	31.53	40 / 48
NEMASSBOST	23.38	19.96	19.93	19.93	19.75	26.59	40.02	46.68	48.5	47.27	48.34	47.79	47.79	48.51	46.68	47	47.98	47.27	54.76	54.16	47.33	40.33	32.82	31.04	40 / 47
NEWHAMPSHIRE	23.34	19.92	19.89	19.89	19.71	26.54	39.95	46.59	48.41	47.18	48.25	47.71	47.71	48.52	46.59	46.91	47.89	47.18	54.65	54.06	47.24	40.26	32.76	30.98	40 / 47
MAINE	22.20	18.95	18.92	18.92	18.75	25.24	38.00	44.32	46.06	44.89	45.90	45.39	45.39	44.00	44.33	44.63	45.56	44.89	52.00	51.43	44.95	38.30	31.17	29.47	38 / 45
INTERNAL_HUB	23.35	19.93	19.9	19.9	19.72	26.55	39.97	46.62	48.44	47.2	48.27	47.73	47.73	48.44	46.62	46.94	47.91	47.2	54.68	54.08	47.27	40.28	32.78	31	40 / 47
DA Load (GW)	10.2	10.3	10.0	9.9	9.7	10.5	12.5	13.8	14.1	14.6	14.7	14.7	14.3	14.2	14.1	14.0	14.1	14.6	15.0	15.2	14.7	13.3	12.0	10.6	



Preliminary Real-Time Prices with Forecasted and Actual System Load

	HE1	HE2	HE3	HE4	HE5	HE6	HE7	HE8	HE9	HE10	HE11	HE12	HE13	HE14	HE15	HE16	HE17	HE18	HE19	HE20	HE21	HE22	HE23	HE24	avg all/peak
CONNECTICUT	0.00	0.00	0.00	0.00	31.59	35.06	42.04	46.80	53.64	49.46	52.70	46.59	41.63	43.29	45.01	42.98	42.83	49.98	147.52	48.86	46.71	41.51	31.59	31.07	40 / 52
NEMASSBOST	0	0	0	0	31.15	34.47	41.51	46.06	52.48	48.31	51.44	45.43	40.69	42.1	43.74	41.85	41.76	48.79	144.45	47.79	45.41	40.28	30.87	30.46	40 / 51
NEWHAMPSHIRE	0	0	0	0	31.54	34.86	41.79	46.29	52.71	48.31	51.29	45.22	40.57	41.94	43.62	41.78	41.7	48.73	144.16	47.65	45.33	40.27	30.81	30.44	40 / 51
MAINE	0.00	0.00	0.00	0.00	31.03	38.00	40.54	43.81	49.67	45.70	48.12	42.48	38.17	39.27	40.70	39.07	39.10	45.74	136.67	45.00	42.69	37.53	29.07	29.21	40 / 48
INTERNAL_HUB	0	0	0	0	31.34	34.65	41.63	46.15	52.52	48.37	51.48	45.47	40.71	42.21	43.87	41.96	41.84	48.83	144.26	47.76	45.49	40.42	30.95	30.53	40 / 51
Forecast	10.66	10.25	10.05	10.03	10.31	11.25	13.42	14.70	15.13	15.33	15.56	15.59	15.50	15.52	15.35	15.25	15.40	15.91	16.75	16.70	15.98	14.83	13.24	11.86	14 / 15
(RT) - (DA Load)	0.47	0.38	0.47	0.53	0.55	0.50	0.60	0.87	1.05	0.87	1.05	1.06	1.32	1.30	1.18	1.11	1.00	0.93	1.47	1.26	1.12	1.38	1.15	1.34	



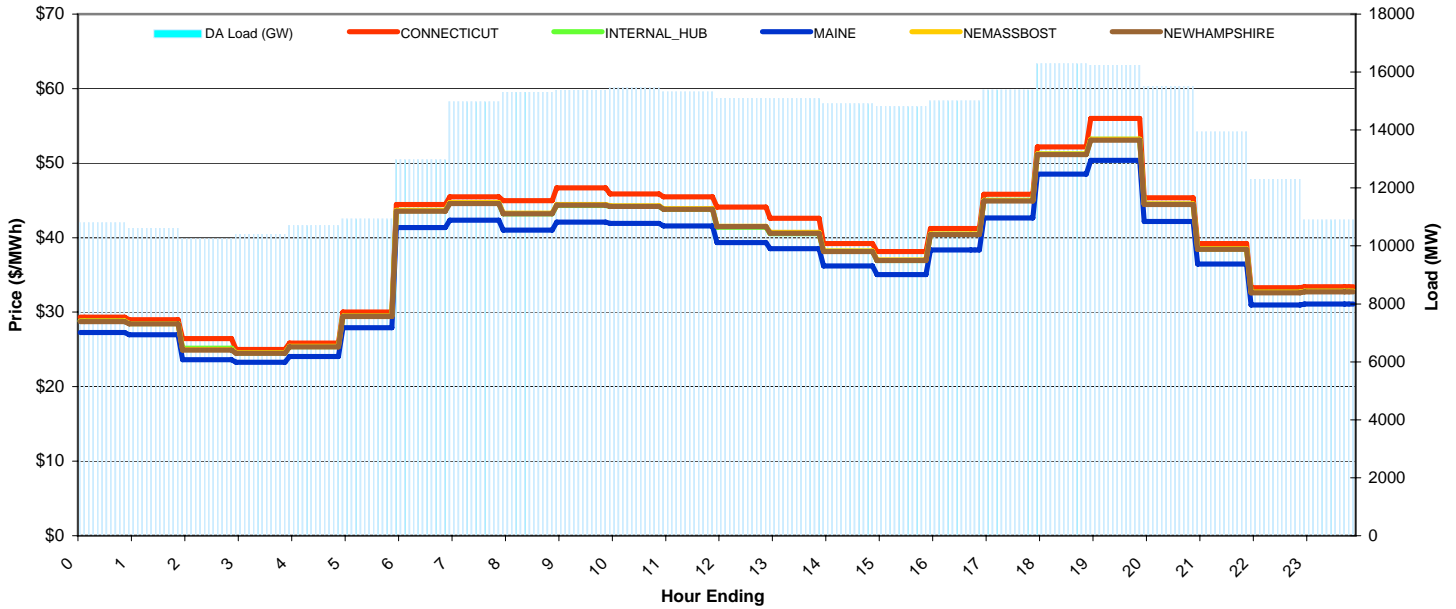
ISO-NE Daily Report

Wednesday October 14, 2009

Price Color Codes: <=0 >=100 >=200

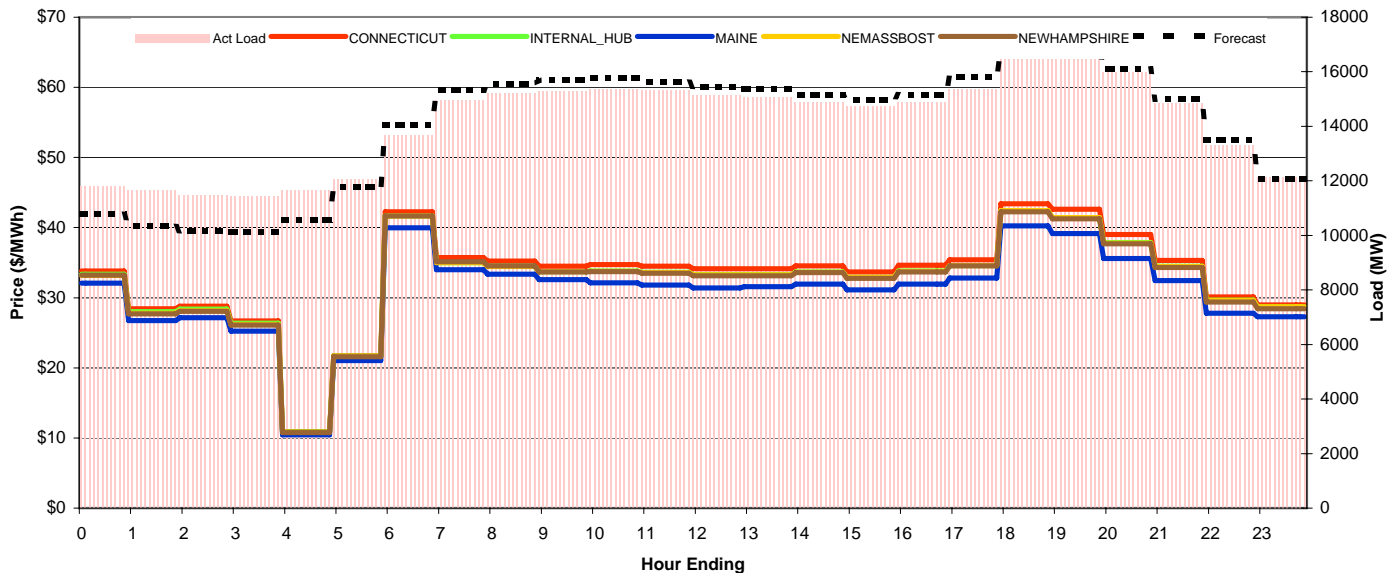
Day-Ahead Prices and Cleared Load

	HE1	HE2	HE3	HE4	HE5	HE6	HE7	HE8	HE9	HE10	HE11	HE12	HE13	HE14	HE15	HE16	HE17	HE18	HE19	HE20	HE21	HE22	HE23	HE24	avg all/peak
CONNECTICUT	29.34	29.00	26.47	25.00	25.87	30.00	44.45	45.50	44.98	46.70	45.86	45.48	44.10	42.59	39.19	38.14	41.22	45.84	52.17	56.00	45.34	39.21	33.28	33.41	40 / 44
NEMASSBOST	28.82	28.49	24.99	24.56	25.41	29.47	43.66	44.69	43.29	44.43	44.27	43.87	41.54	40.72	38.24	37.03	40.5	45.02	51.25	53.23	44.54	38.51	32.69	32.82	38 / 43
NEWHAMPSHIRE	28.75	28.42	24.89	24.5	25.35	29.4	43.56	44.59	43.22	44.37	44.19	43.79	41.49	40.6	38.15	36.94	40.4	44.92	51.13	53.1	44.44	38.42	32.61	32.74	38 / 43
MAINE	27.29	26.98	23.61	23.26	24.07	27.91	41.35	42.33	41.00	42.08	41.93	41.55	39.34	38.52	36.21	35.06	38.36	42.65	48.54	50.39	42.19	36.48	30.96	31.08	36 / 40
INTERNAL_HUB	28.8	28.47	25.17	24.54	25.4	29.45	43.64	44.66	43.2	44.31	44.19	43.79	41.39	40.54	38.19	36.95	40.47	45	51.22	53.19	44.51	38.49	32.67	32.8	38 / 43
DA Load (GW)	10.8	10.6	10.2	10.4	10.7	10.9	13.0	15.0	15.3	15.4	15.5	15.3	15.1	15.1	14.9	14.8	15.0	15.4	16.3	16.2	15.5	13.9	12.3	10.9	



Preliminary Real-Time Prices with Forecasted and Actual System Load

	HE1	HE2	HE3	HE4	HE5	HE6	HE7	HE8	HE9	HE10	HE11	HE12	HE13	HE14	HE15	HE16	HE17	HE18	HE19	HE20	HE21	HE22	HE23	HE24	avg all/peak
CONNECTICUT	33.83	28.41	28.79	26.68	10.91	21.72	42.25	35.74	35.23	34.48	34.71	34.49	34.15	34.14	34.54	33.69	34.65	35.40	43.41	42.60	39.02	35.31	30.12	28.97	33 / 36
NEMASSBOST	33.19	27.8	28.15	26.21	10.82	21.67	41.67	34.98	34.47	33.7	33.79	33.58	33.26	33.27	33.64	32.88	33.79	34.59	42.44	41.42	37.8	34.45	29.63	28.69	32 / 35
NEWHAMPSHIRE	33.2	27.72	28.06	26.1	10.77	21.6	41.64	35.14	34.54	33.67	33.7	33.48	33.13	33.15	33.58	32.77	33.67	34.53	42.26	41.27	37.69	34.3	29.38	28.44	32 / 35
MAINE	32.09	26.73	27.13	25.24	10.46	21.66	39.98	33.99	33.37	32.56	32.14	31.79	31.38	31.59	31.94	31.13	31.92	32.80	40.24	39.13	35.61	32.44	27.77	27.29	34 / 33
INTERNAL_HUB	33.35	28	28.38	26.39	10.87	21.66	41.65	35	34.48	33.71	33.83	33.63	33.31	33.32	33.69	32.92	33.83	34.57	42.39	41.44	37.89	34.51	29.66	28.72	32 / 35
Forecast	10.77	10.34	10.15	10.14	10.56	11.76	14.05	15.33	15.56	15.70	15.77	15.64	15.43	15.36	15.14	14.97	15.15	15.81	16.87	16.83	16.10	14.98	13.48	12.07	14 / 16
(RT) - (DA Load)	0.99	1.03	1.21	1.02	0.96	1.11	0.69	-0.04	-0.11	-0.11	-0.11	-0.01	0.05	-0.03	-0.05	-0.07	-0.14	-0.02	0.15	0.34	0.45	0.91	1.00	1.24	



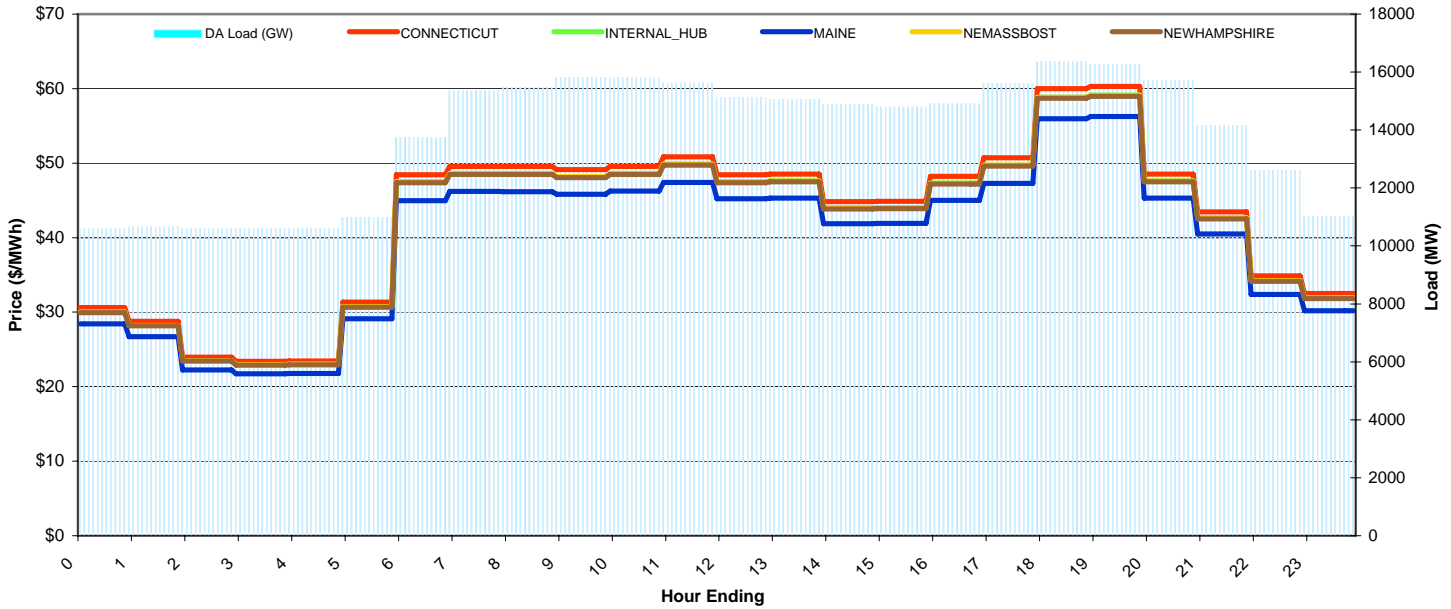
ISO-NE Daily Report

Thursday October 15, 2009

Price Color Codes: <=0 >=100 >=200

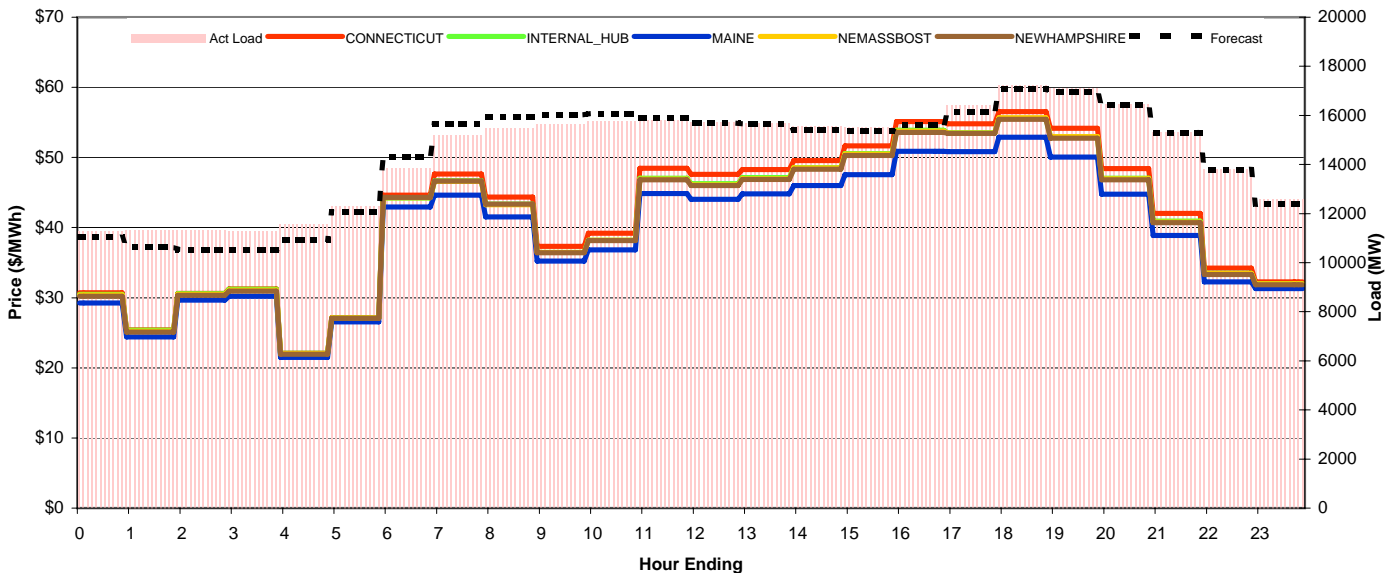
Day-Ahead Prices and Cleared Load

	HE1	HE2	HE3	HE4	HE5	HE6	HE7	HE8	HE9	HE10	HE11	HE12	HE13	HE14	HE15	HE16	HE17	HE18	HE19	HE20	HE21	HE22	HE23	HE24	avg all/peak
CONNECTICUT	30.61	28.78	23.95	23.41	23.46	31.36	48.43	49.56	49.56	49.14	49.56	50.85	48.43	48.54	44.83	44.89	48.24	50.70	60.00	60.29	48.54	43.48	34.88	32.53	43 / 49
NEMASSBOST	30.02	28.22	23.49	22.96	23	30.75	47.49	48.6	48.6	48.18	48.6	49.86	47.48	47.6	43.96	44.01	47.3	49.72	58.83	59.11	47.6	42.63	34.21	31.9	42 / 48
NEWHAMPSHIRE	29.95	28.16	23.43	22.9	22.95	30.68	47.38	48.48	48.48	48.07	48.48	49.74	47.37	47.49	43.85	43.91	47.18	49.6	58.69	58.97	47.49	42.53	34.12	31.82	42 / 48
MAINE	28.41	26.71	22.23	21.73	21.77	29.11	44.95	46.22	46.17	45.84	46.25	47.40	45.22	45.32	41.86	41.92	45.00	47.28	55.97	56.26	45.29	40.51	32.38	30.20	40 / 46
INTERNAL_HUB	30.02	28.23	23.49	22.96	23.01	30.76	47.5	48.61	48.61	48.19	48.61	49.87	47.49	47.61	43.97	44.02	47.31	49.73	58.84	59.13	47.61	42.64	34.21	31.91	42 / 48
DA Load (GW)	10.6	10.7	10.6	10.6	10.6	11.0	13.7	15.4	15.5	15.8	15.8	15.6	15.1	15.1	14.9	14.8	14.9	15.6	16.4	16.3	15.7	14.2	12.6	11.0	



Preliminary Real-Time Prices with Forecasted and Actual System Load

	HE1	HE2	HE3	HE4	HE5	HE6	HE7	HE8	HE9	HE10	HE11	HE12	HE13	HE14	HE15	HE16	HE17	HE18	HE19	HE20	HE21	HE22	HE23	HE24	avg all/peak
CONNECTICUT	30.72	25.42	30.61	31.25	22.09	27.14	44.65	47.62	44.34	37.31	39.19	48.48	47.58	48.26	49.56	51.64	55.14	54.80	56.56	54.16	48.41	42.01	34.21	32.28	42 / 47
NEMASSBOST	30.4	25.25	30.46	31.07	22.03	27.1	44.26	46.61	43.27	36.47	38.2	46.92	46.11	46.94	48.5	50.49	53.75	53.5	55.67	52.99	46.96	40.78	33.44	31.97	41 / 46
NEWHAMPSHIRE	30.19	25.11	30.35	30.93	21.96	27.08	44.31	46.65	43.33	36.4	38.13	46.82	46.01	46.88	48.32	50.27	53.58	53.45	55.45	52.77	46.81	40.7	33.31	31.85	41 / 46
MAINE	29.26	24.42	29.65	30.20	21.51	27.11	44.21	46.67	43.35	36.47	38.21	47.05	46.26	47.12	48.56	50.58	53.87	53.54	55.56	52.97	47.04	40.91	33.5	31.97	42 / 44
INTERNAL_HUB	30.49	25.35	30.59	31.21	22.09	27.11	44.21	46.67	43.35	36.47	38.21	47.05	46.26	47.12	48.56	50.58	53.87	53.54	55.56	52.97	47.04	40.91	33.5	31.97	41 / 46
Forecast	11.03	10.64	10.53	10.53	10.94	12.06	14.32	15.64	15.93	16.02	16.08	15.89	15.69	15.64	15.43	15.39	15.61	16.16	17.08	16.96	16.42	15.29	13.79	12.37	14 / 16
(RT) - (DA Load)	0.69	0.68	0.69	0.69	0.94	1.31	0.13	-0.17	-0.01	-0.19	-0.05	0.17	0.59	0.60	0.67	0.70	0.89	0.78	0.85	0.86	0.74	1.15	1.18	1.57	



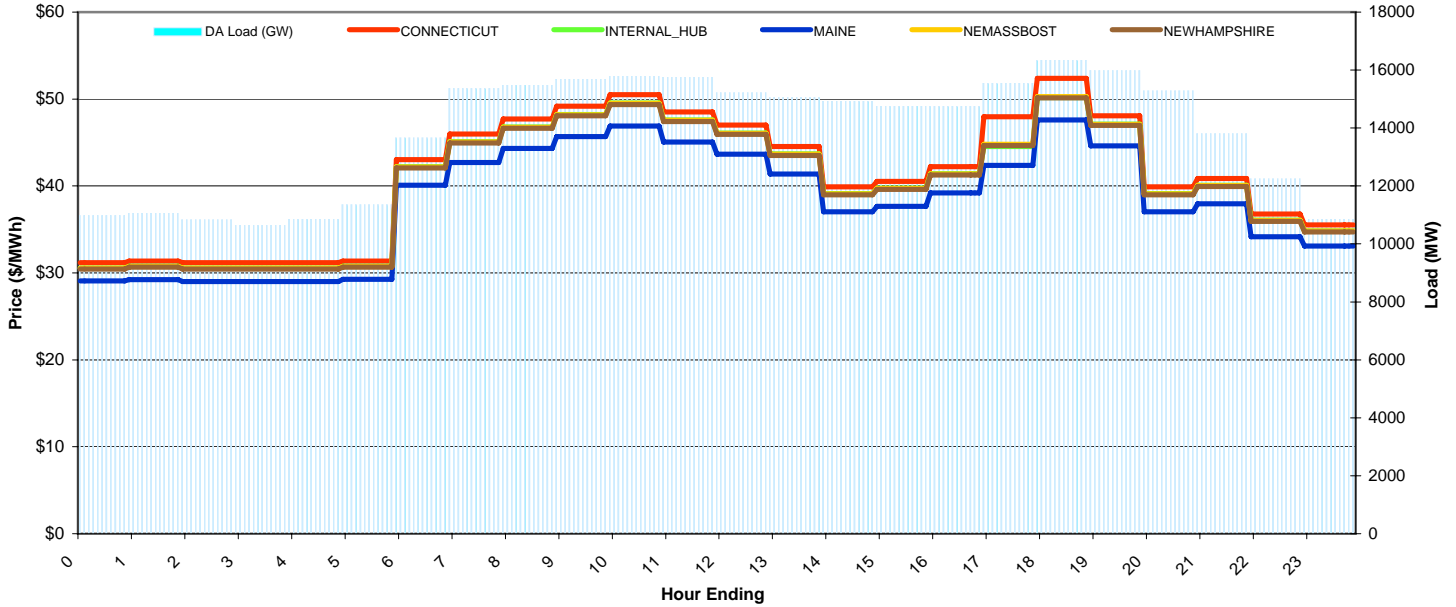
ISO-NE Daily Report

Friday October 16, 2009

Price Color Codes: <=0 >=100 >=200

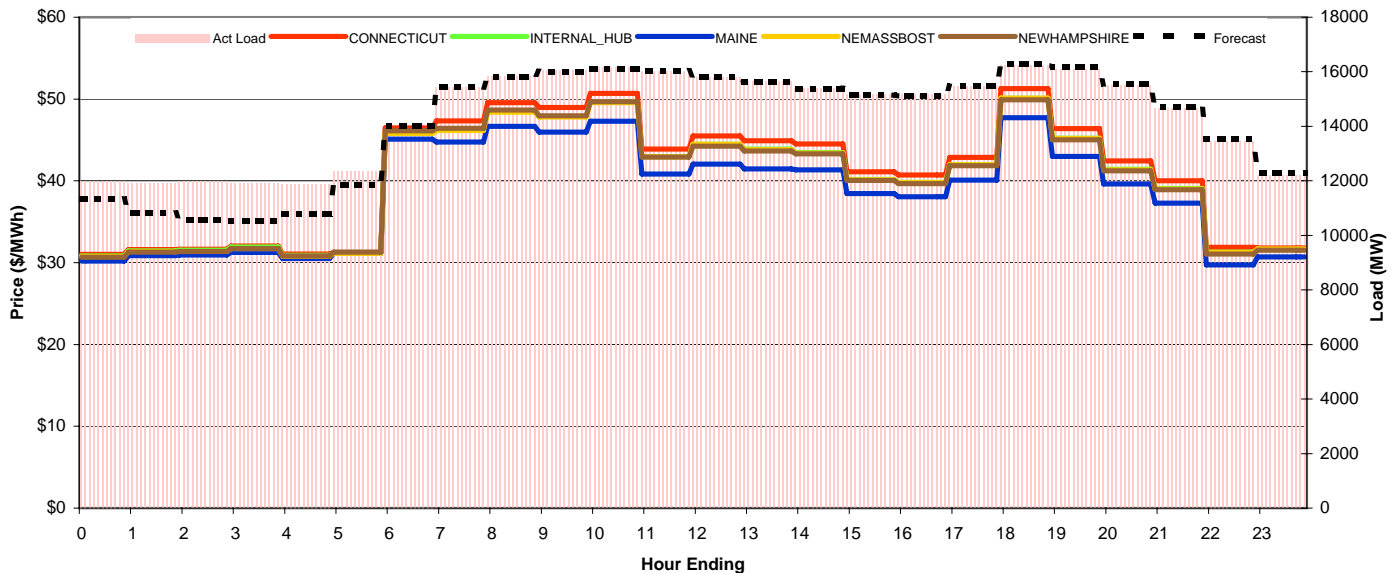
Day-Ahead Prices and Cleared Load

	HE1	HE2	HE3	HE4	HE5	HE6	HE7	HE8	HE9	HE10	HE11	HE12	HE13	HE14	HE15	HE16	HE17	HE18	HE19	HE20	HE21	HE22	HE23	HE24	avg all/peak
CONNECTICUT	31.17	31.38	31.17	31.17	31.17	31.38	43.04	45.98	47.71	49.18	50.52	48.52	47.00	44.54	39.89	40.54	42.21	47.97	52.39	48.06	39.89	40.87	36.77	35.52	41 / 45
NEMASSBOST	30.54	30.75	30.54	30.54	30.54	30.75	42.18	45.06	46.75	48.2	49.51	47.55	46.06	43.65	39.09	39.72	41.36	44.81	50.28	47.09	39.09	40.05	36.03	34.81	40 / 44
NEWHAMPSHIRE	30.46	30.66	30.46	30.46	30.46	30.66	42.07	44.94	46.63	48.06	49.37	47.41	45.93	43.52	38.98	39.62	41.25	44.64	50.12	46.96	38.98	39.94	35.93	34.71	40 / 44
MAINE	29.07	29.23	29.00	29.00	29.01	29.25	40.08	42.70	44.31	45.67	46.91	45.06	43.65	41.36	37.04	37.64	39.20	42.38	47.61	44.63	37.04	37.95	34.15	33.09	38 / 42
INTERNAL_HUB	30.57	30.78	30.57	30.57	30.57	30.78	42.22	45.1	46.79	48.23	49.55	47.58	46.1	43.68	39.12	39.76	41.4	44.54	50.18	47.13	39.12	40.08	36.06	34.84	40 / 44
DA Load (GW)	11.0	11.1	10.8	10.6	10.9	11.4	13.7	15.4	15.5	15.7	15.8	15.7	15.2	15.1	14.9	14.8	14.7	15.5	16.3	16.0	15.3	13.8	12.2	10.9	



Preliminary Real-Time Prices with Forecasted and Actual System Load

	HE1	HE2	HE3	HE4	HE5	HE6	HE7	HE8	HE9	HE10	HE11	HE12	HE13	HE14	HE15	HE16	HE17	HE18	HE19	HE20	HE21	HE22	HE23	HE24	avg all/peak
CONNECTICUT	31.01	31.60	31.64	32.03	31.05	31.27	46.45	47.33	49.54	48.98	50.69	43.87	45.47	44.92	44.51	41.12	40.71	42.88	51.27	46.39	42.42	40.03	31.87	31.81	41 / 45
NEMASSBOST	30.75	31.35	31.37	31.72	30.77	31.14	45.8	46.15	48.38	47.79	49.55	42.95	44.46	43.79	43.39	40.13	39.77	41.95	50.1	45.16	41.35	38.98	31.26	31.7	40 / 43
NEWHAMPSHIRE	30.66	31.3	31.35	31.71	30.82	31.3	46.12	46.43	48.66	47.97	49.67	42.91	44.22	43.65	43.28	40.05	39.68	41.85	49.9	45.02	41.23	38.93	31.07	31.53	40 / 43
MAINE	30.19	30.86	30.92	31.24	30.49	88.00	45.11	44.74	46.68	45.95	47.28	40.85	42.06	41.45	41.36	38.43	38.06	40.08	47.70	43.00	39.62	37.29	29.73	30.69	41 / 42
INTERNAL_HUB	30.81	31.46	31.54	31.91	30.89	31.13	45.82	46.32	48.5	47.88	49.59	42.96	44.49	43.88	43.47	40.18	39.81	41.96	50.11	45.23	41.43	39.09	31.29	31.62	40 / 44
Forecast	11.33	10.81	10.57	10.54	10.80	11.85	14.00	15.43	15.80	16.01	16.09	16.03	15.81	15.63	15.38	15.15	15.11	15.46	16.29	16.16	15.55	14.69	13.54	12.28	14 / 16
(RT) - (DA Load)	1.01	0.84	1.14	1.28	1.03	0.98	0.38	0.08	0.33	0.36	0.36	0.27	0.57	0.59	0.49	0.41	0.42	-0.07	-0.09	0.11	0.22	0.84	1.22	1.35	



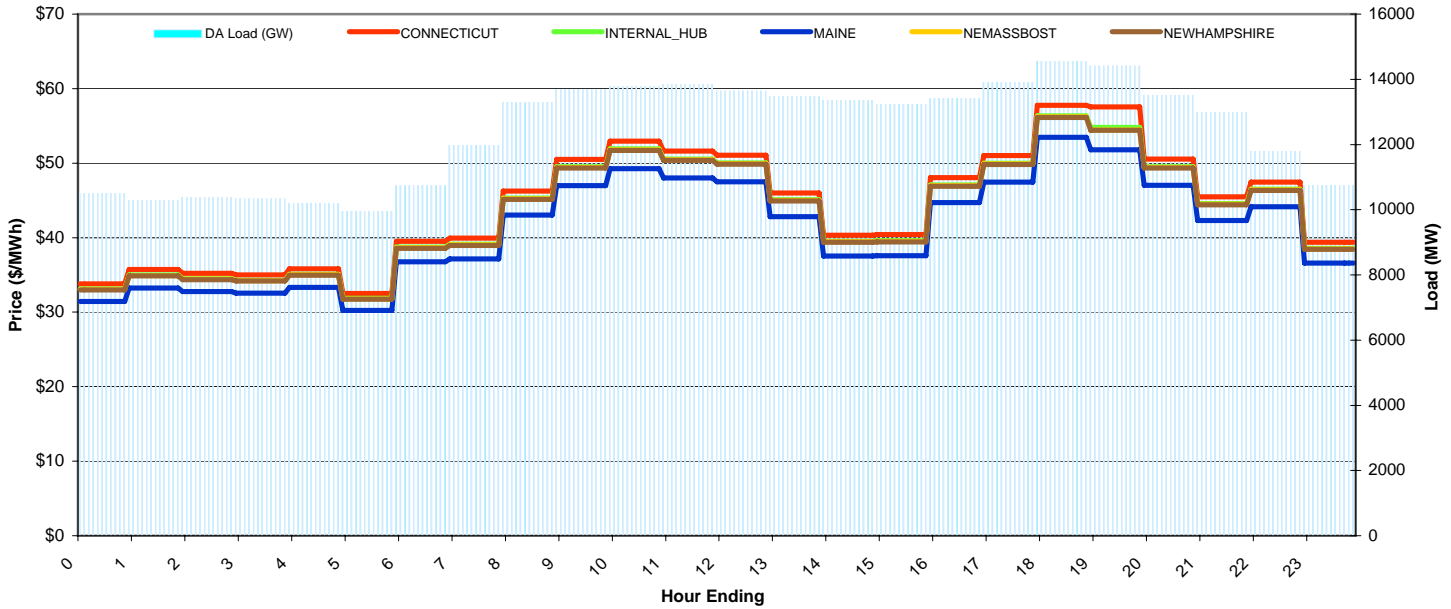
ISO-NE Daily Report

Saturday October 17, 2009

Price Color Codes: <=0 >=100 >=200

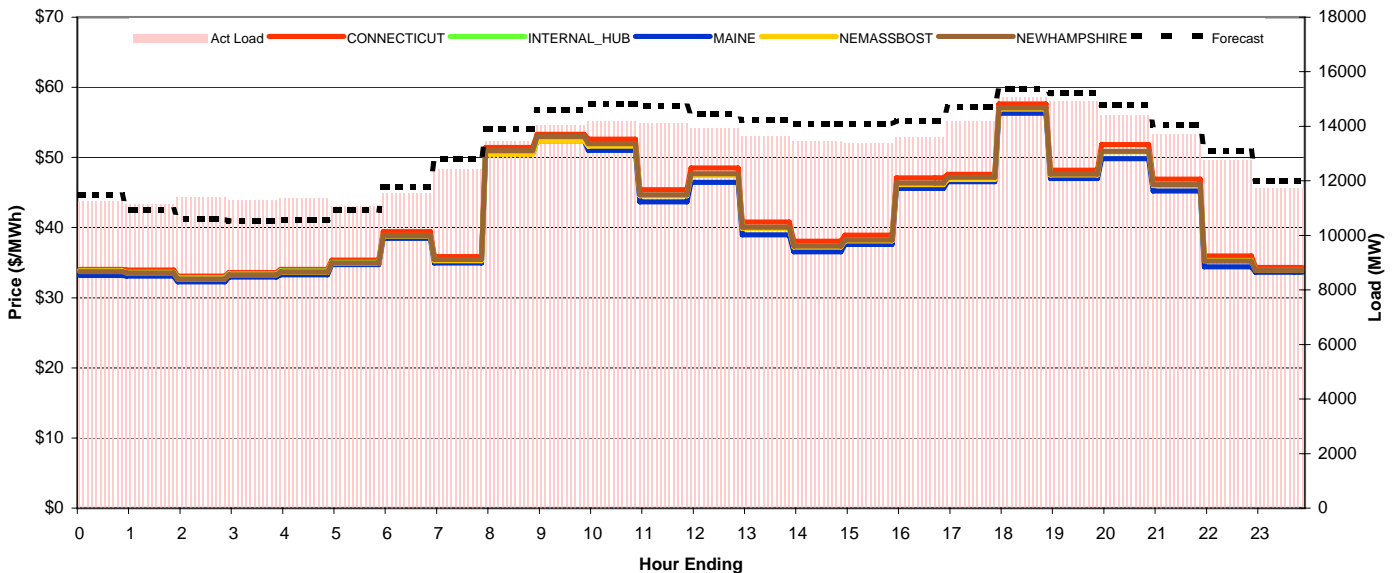
Day-Ahead Prices and Cleared Load

	HE1	HE2	HE3	HE4	HE5	HE6	HE7	HE8	HE9	HE10	HE11	HE12	HE13	HE14	HE15	HE16	HE17	HE18	HE19	HE20	HE21	HE22	HE23	HE24	avg all/peak
CONNECTICUT	33.80	35.71	35.20	34.99	35.81	32.51	39.51	39.92	46.24	50.52	52.97	51.60	51.06	46.00	40.34	40.39	48.05	51.02	57.76	57.53	50.54	45.50	47.44	39.36	44 / 49
NEMASSBOST	33.06	34.93	34.44	34.23	35.03	31.8	38.64	39.05	45.23	49.42	51.81	50.47	49.94	45	39.46	39.5	47	49.91	56.22	54.46	49.44	44.5	46.41	38.5	43 / 47
NEWHAMPSHIRE	33	34.87	34.37	34.17	34.97	31.74	38.57	38.97	45.15	49.33	51.71	50.38	49.85	44.92	39.39	39.43	46.91	49.81	56.13	54.42	49.35	44.42	46.32	38.43	43 / 47
MAINE	31.45	33.22	32.75	32.55	33.31	30.24	36.75	37.13	43.01	47.00	49.27	48.00	47.50	42.80	37.53	37.57	44.70	47.46	53.47	51.80	47.02	42.32	44.13	36.61	41 / 45
INTERNAL_HUB	33.13	35	34.5	34.29	35.1	31.86	38.72	39.12	45.31	49.51	51.9	50.56	50.03	45.08	39.53	39.58	47.08	50	56.36	54.78	49.53	44.59	46.49	38.57	43 / 47
DA Load (GW)	10.5	10.3	10.4	10.3	10.2	9.9	10.7	12.0	13.3	13.7	13.8	13.9	13.6	13.5	13.4	13.2	13.4	13.9	14.6	14.4	13.5	13.0	11.8	10.8	



Preliminary Real-Time Prices with Forecasted and Actual System Load

	HE1	HE2	HE3	HE4	HE5	HE6	HE7	HE8	HE9	HE10	HE11	HE12	HE13	HE14	HE15	HE16	HE17	HE18	HE19	HE20	HE21	HE22	HE23	HE24	avg all/peak
CONNECTICUT	34.04	33.94	33.07	33.58	34.03	35.37	39.42	35.86	51.45	53.28	52.60	45.40	48.49	40.80	38.08	38.92	47.11	47.60	57.65	48.21	51.84	46.92	35.94	34.31	42 / 46
NEMASSBOST	33.82	33.54	32.69	33.27	33.63	34.89	38.78	35.26	50.41	52.34	51.59	44.54	47.47	39.9	37.25	38.09	46.12	46.88	56.92	47.52	50.82	46	35.27	33.92	42 / 45
NEWHAMPSHIRE	33.71	33.54	32.69	33.28	33.67	34.97	38.86	35.44	50.98	52.98	51.98	44.69	47.69	40.06	37.38	38.24	46.38	47.17	57.1	47.66	50.89	46.15	35.25	33.92	42 / 46
MAINE	33.19	33.10	32.26	32.94	33.26	38.00	38.46	34.95	50.51	52.37	51.02	43.67	46.45	38.97	36.53	37.60	45.58	46.56	56.33	46.98	49.81	45.21	34.42	33.61	43 / 45
INTERNAL_HUB	33.8	33.65	32.86	33.42	33.8	35.03	38.9	35.36	50.59	52.45	51.69	44.59	47.56	39.99	37.32	38.15	46.2	46.86	56.78	47.43	50.85	46.08	35.31	33.86	42 / 45
Forecast	11.48	10.93	10.60	10.53	10.57	10.93	11.76	12.79	13.91	14.59	14.83	14.74	14.45	14.24	14.07	14.07	14.21	14.69	15.38	15.21	14.77	14.06	13.08	12.00	13 / 14
(RT) - (DA Load)	0.71	0.86	1.00	0.95	1.15	1.12	0.82	0.45	0.16	0.35	0.40	0.23	0.28	0.16	0.09	0.14	0.18	0.25	0.50	0.50	0.89	0.73	0.98	0.95	



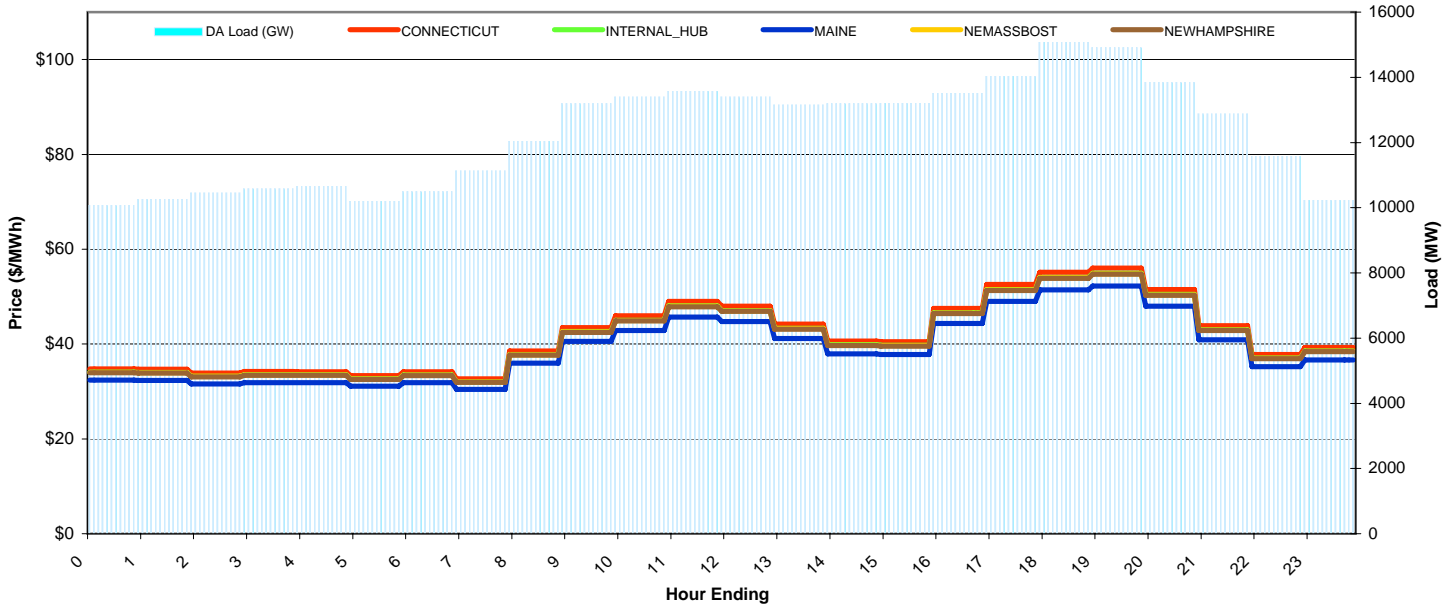
ISO-NE Daily Report

Sunday October 18, 2009

Price Color Codes: ≤0 >=100 >=200

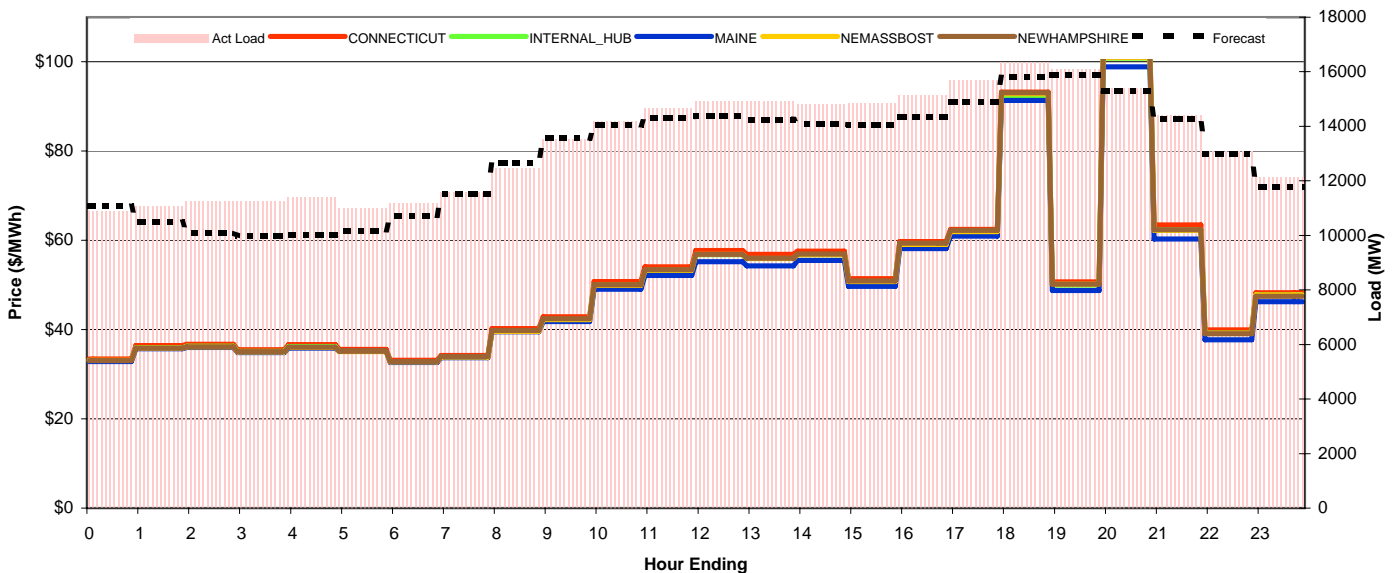
Day-Ahead Prices and Cleared Load

	HE1	HE2	HE3	HE4	HE5	HE6	HE7	HE8	HE9	HE10	HE11	HE12	HE13	HE14	HE15	HE16	HE17	HE18	HE19	HE20	HE21	HE22	HE23	HE24	avg all/peak
CONNECTICUT	34.74	34.68	33.89	34.19	34.18	33.34	34.13	32.66	38.56	43.49	45.93	49.00	48.00	44.17	40.64	40.52	47.52	52.55	55.16	56.01	51.47	43.87	37.81	39.29	42 / 45
NEMASSBOST	34	33.94	33.17	33.45	33.45	32.62	33.4	31.96	37.73	42.55	44.95	47.95	46.88	43.23	39.77	39.65	46.51	51.42	53.98	54.81	50.37	42.93	37	38.45	41 / 44
NEWHAMPSHIRE	33.93	33.87	33.1	33.39	33.38	32.56	33.34	31.9	37.66	42.47	44.86	47.86	46.88	43.14	39.69	39.57	46.42	51.32	53.87	54.7	50.27	42.84	36.93	38.37	41 / 44
MAINE	32.40	32.34	31.61	31.88	31.87	31.09	31.83	30.46	35.96	40.55	42.83	45.69	44.76	41.19	37.90	37.78	44.32	49.00	51.44	52.23	48.00	40.91	35.26	36.64	39 / 42
INTERNAL_HUB	34.06	34	33.23	33.52	33.51	32.68	33.47	32.02	37.8	42.63	45.03	48.04	47.06	43.31	39.85	39.72	46.59	51.52	54.08	54.91	50.47	43.01	37.07	38.52	41 / 45
DA Load (GW)	10.1	10.3	10.5	10.6	10.7	10.2	10.5	11.1	12.0	13.2	13.4	13.6	13.4	13.2	13.2	13.5	14.0	15.1	14.9	13.8	12.9	11.6	10.2		



Preliminary Real-Time Prices with Forecasted and Actual System Load

	HE1	HE2	HE3	HE4	HE5	HE6	HE7	HE8	HE9	HE10	HE11	HE12	HE13	HE14	HE15	HE16	HE17	HE18	HE19	HE20	HE21	HE22	HE23	HE24	avg all/peak
CONNECTICUT	33.45	36.40	36.70	35.46	36.61	35.58	33.12	34.23	40.21	42.90	50.74	54.10	57.69	56.86	57.61	51.45	59.72	62.49	93.24	50.67	102.34	63.47	39.97	48.24	51 / 57
NEMASSBOST	33.11	35.83	36.11	34.97	35.99	35.04	32.8	33.88	39.61	42.21	49.92	53.3	56.83	55.95	56.81	50.75	59.1	61.96	92.85	50.18	100.94	62.26	39.16	47.74	50 / 57
NEWHAMPSHIRE	33.06	35.84	36.17	35.03	36.06	35.13	32.85	33.97	39.8	42.42	50.07	53.39	56.89	56.01	56.95	50.88	59.4	62.26	93.05	50.2	101.18	62.37	39.06	47.46	50 / 57
MAINE	32.86	35.69	35.98	34.85	35.85	35.00	32.66	33.67	39.49	41.80	49.03	52.16	55.21	54.29	55.53	49.69	58.17	60.97	91.37	48.78	98.92	60.34	37.70	46.27	51 / 55
INTERNAL_HUB	33.08	35.93	36.26	35.11	36.18	35.15	32.82	33.9	39.65	42.26	49.96	53.29	56.79	55.92	56.77	50.72	58.98	61.78	92.32	49.99	100.8	62.33	39.24	47.76	50 / 57
Forecast	11.06	10.48	10.09	9.99	10.02	10.17	10.71	11.52	12.67	13.56	14.06	14.31	14.37	14.24	14.08	14.06	14.35	14.90	15.80	15.89	15.30	14.26	13.00	11.79	13 / 14
(RT) - (DA Load)	0.80	0.81	0.80	0.69	0.75	0.80	0.67	0.46	0.42	0.31	0.80	1.08	1.51	1.75	1.61	1.65	1.63	1.65	1.23	1.17	1.57	1.51	1.49	1.88	



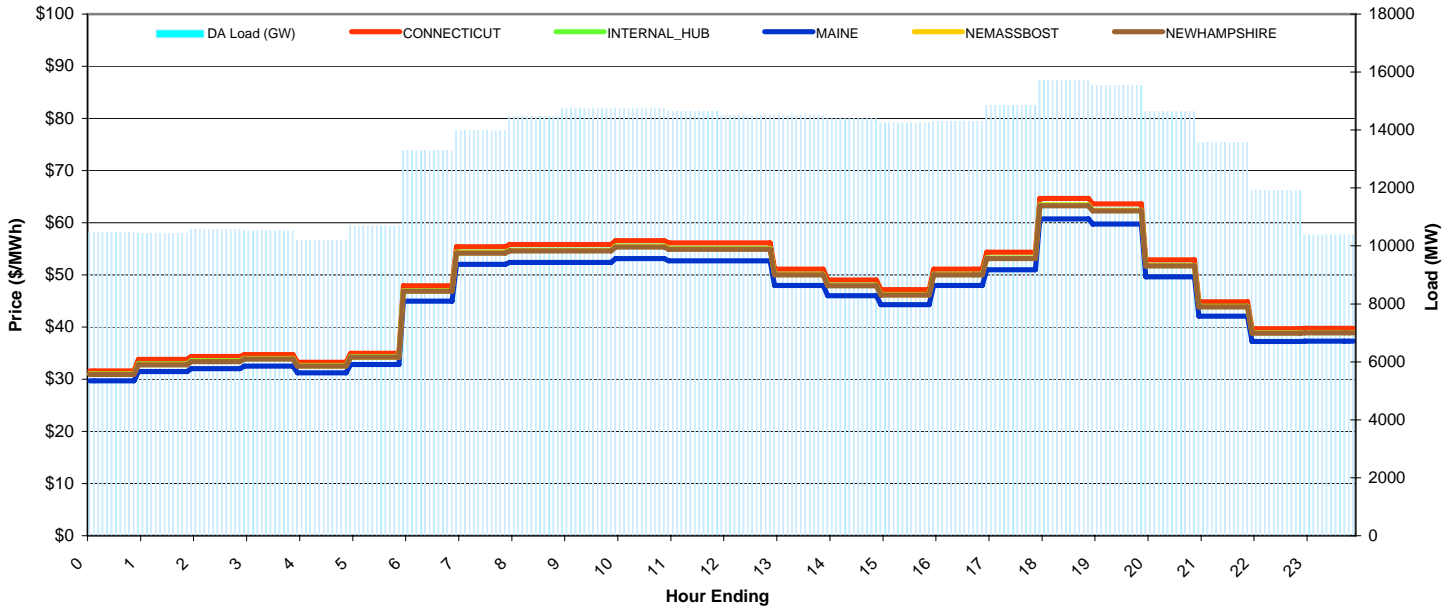
ISO-NE Daily Report

Monday October 19, 2009

Price Color Codes: <=0 >=100 >=200

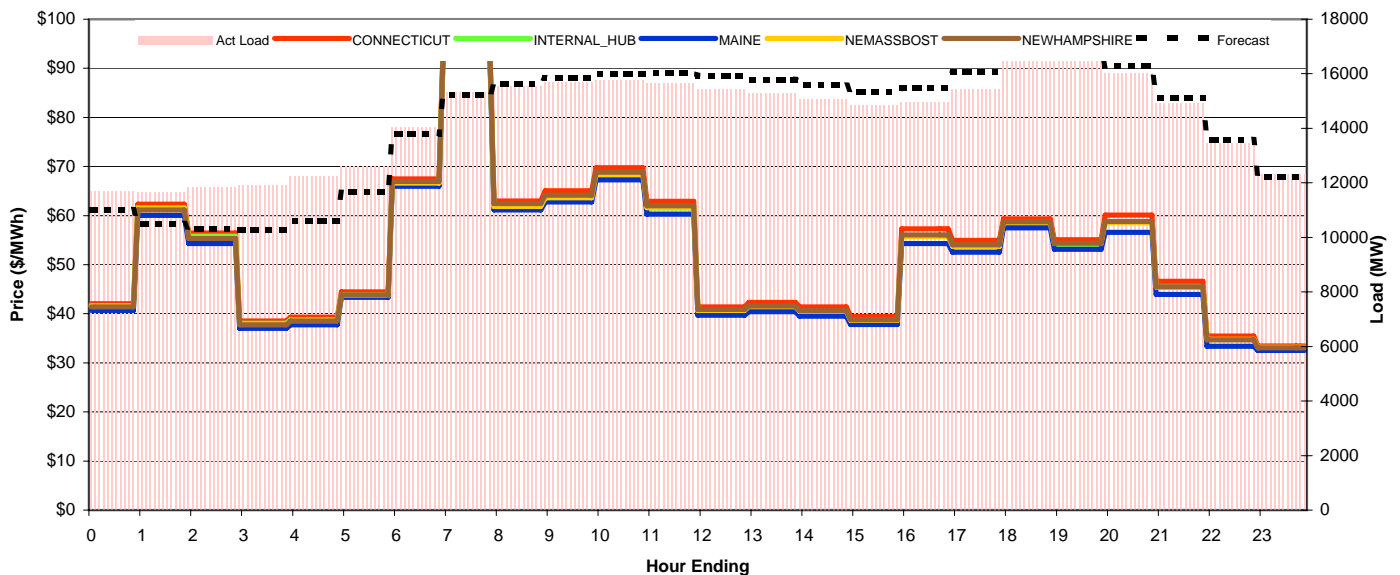
Day-Ahead Prices and Cleared Load

	HE1	HE2	HE3	HE4	HE5	HE6	HE7	HE8	HE9	HE10	HE11	HE12	HE13	HE14	HE15	HE16	HE17	HE18	HE19	HE20	HE21	HE22	HE23	HE24	avg all/peak
CONNECTICUT	31.62	33.81	34.34	34.75	33.24	34.98	47.92	55.39	55.81	55.81	56.59	56.15	56.15	51.08	49.00	47.17	51.13	54.33	64.68	63.62	52.87	44.86	39.69	39.75	48 / 53
NEMASSBOST	30.98	32.83	33.43	33.92	32.56	34.26	46.88	54.26	54.67	54.67	55.44	55	55	50.04	48	46.21	50.09	53.22	63.36	62.32	51.79	43.94	38.88	38.94	47 / 52
NEWHAMPSHIRE	30.94	32.77	33.38	33.87	32.51	34.22	46.88	54.19	54.59	54.59	55.36	54.92	54.92	49.97	47.93	46.15	50.02	53.14	63.27	62.24	51.72	43.88	38.83	38.88	47 / 52
MAINE	29.69	31.45	32.03	32.50	31.20	32.83	44.99	52.00	52.39	52.39	53.13	52.71	52.71	47.96	46.00	44.28	48.00	51.00	60.72	59.73	49.63	42.11	37.26	37.31	45 / 50
INTERNAL_HUB	31.04	32.94	33.53	34.01	32.62	34.33	47	54.33	54.73	54.73	55.5	55.07	55.07	50.1	48.06	46.26	50.15	53.28	63.44	62.4	51.85	44	38.93	38.98	47 / 52
DA Load (GW)	10.5	10.4	10.6	10.5	10.2	10.7	13.3	14.0	14.5	14.8	14.8	14.7	14.5	14.4	14.2	14.3	14.9	15.7	15.6	14.6	13.6	11.9	10.4		



Preliminary Real-Time Prices with Forecasted and Actual System Load

	HE1	HE2	HE3	HE4	HE5	HE6	HE7	HE8	HE9	HE10	HE11	HE12	HE13	HE14	HE15	HE16	HE17	HE18	HE19	HE20	HE21	HE22	HE23	HE24	avg all/peak
CONNECTICUT	42.07	62.31	56.45	38.53	39.29	44.48	67.45	94.55	62.96	65.05	69.77	62.93	41.40	42.31	41.41	39.45	57.31	54.96	59.31	55.11	60.09	46.63	35.44	33.42	53 / 56
NEMASSBOST	41.6	61.38	55.51	37.84	38.57	43.73	66.62	93.23	61.86	63.6	68.39	61.62	40.69	41.45	40.46	38.66	55.75	53.71	58.61	54.27	58.62	45.44	34.81	33.16	52 / 54
NEWHAMPSHIRE	41.38	61.12	55.33	37.77	38.52	43.81	66.92	93.74	62.45	64.13	68.86	62	40.85	41.6	40.62	38.8	56.03	54.04	58.76	54.39	58.83	45.5	34.66	33.04	52 / 55
MAINE	40.71	60.07	54.27	37.05	37.76	43.81	66.96	92.15	61.14	62.79	67.29	60.27	39.70	40.39	39.50	37.81	54.29	52.57	57.52	53.15	56.61	43.93	33.40	32.50	53 / 53
INTERNAL_HUB	41.66	61.61	55.81	38.06	38.77	43.82	66.32	92.82	61.74	63.5	68.26	61.56	40.6	41.4	40.44	38.6	55.77	53.65	58.32	54	58.52	45.44	34.77	33.1	52 / 54
Forecast	11.02	10.50	10.30	10.28	10.59	11.68	13.80	15.22	15.83	15.84	16.00	16.02	15.94	15.78	15.59	15.35	15.48	16.05	17.04	16.87	16.28	15.11	13.59	12.20	14 / 16
(RT) - (DA Load)	1.21	1.22	1.25	1.39	2.04	1.91	0.74	1.32	1.08	0.94	0.99	0.97	0.93	0.79	0.69	0.60	0.66	0.58	0.89	1.08	1.38	1.34	1.53	1.94	



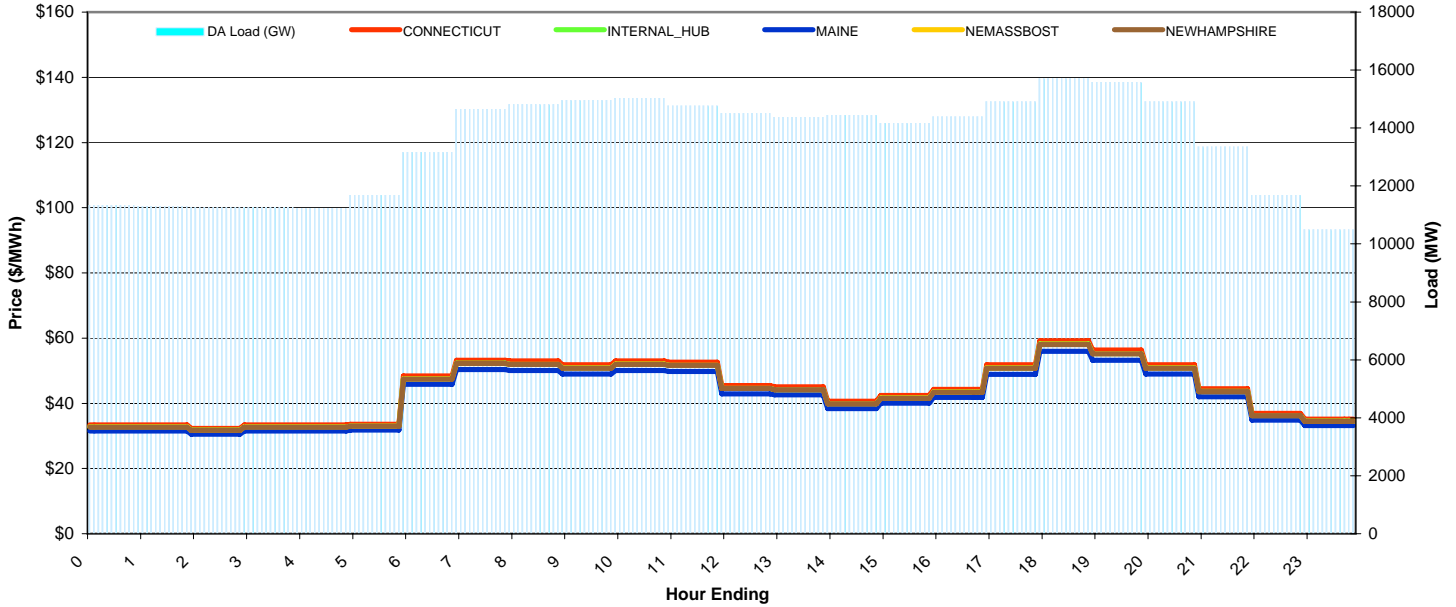
ISO-NE Daily Report

Tuesday October 20, 2009

Price Color Codes: <=0 >=100 >=200

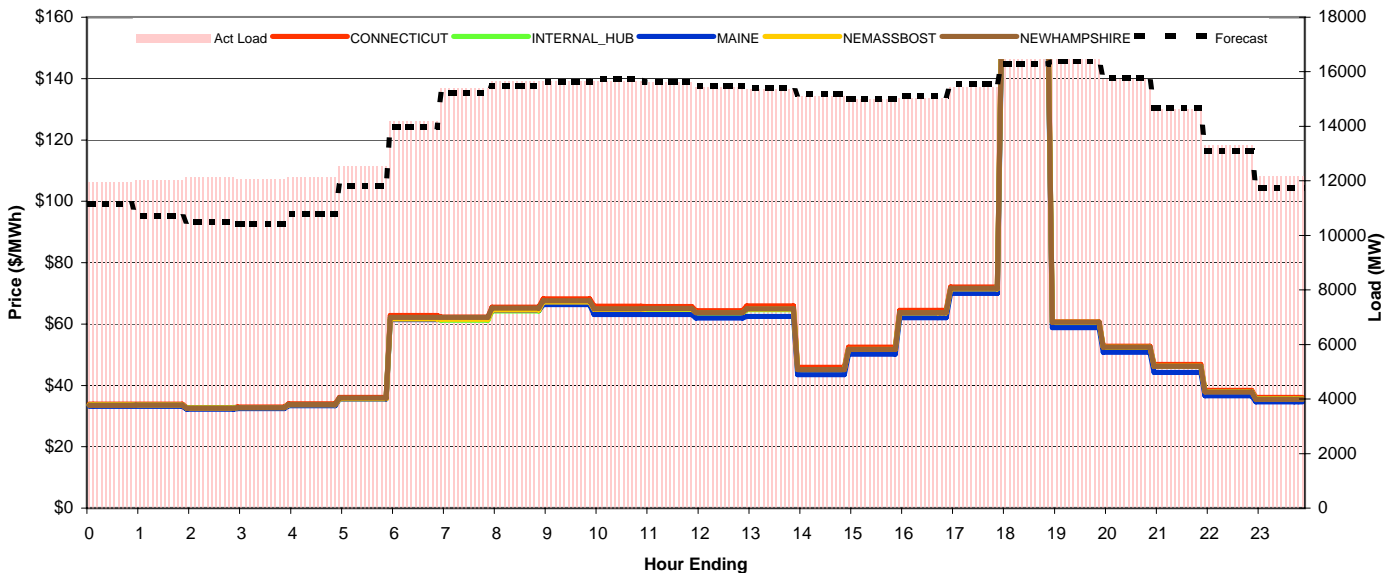
Day-Ahead Prices and Cleared Load

	HE1	HE2	HE3	HE4	HE5	HE6	HE7	HE8	HE9	HE10	HE11	HE12	HE13	HE14	HE15	HE16	HE17	HE18	HE19	HE20	HE21	HE22	HE23	HE24	avg all/peak
CONNECTICUT	33.39	33.36	32.26	33.36	33.36	33.61	48.41	53.25	52.96	51.81	53.00	52.63	45.45	45.05	40.61	42.40	44.29	51.78	59.22	56.31	51.81	44.45	36.92	35.14	44 / 49
NEMASSBOST	32.76	32.75	31.71	32.75	32.75	32.98	47.46	52.25	51.96	50.83	52	51.63	44.59	44.2	39.84	41.6	43.46	50.8	58.1	55.25	50.83	43.62	36.22	34.47	44 / 48
NEWHAMPSHIRE	32.73	32.72	31.67	32.72	32.72	32.95	47.46	52.21	51.92	50.79	51.96	51.59	44.55	44.16	39.81	41.57	43.42	50.76	58.05	55.2	50.79	43.58	36.19	34.45	43 / 48
MAINE	31.54	31.54	30.53	31.54	31.54	31.76	45.80	50.32	50.04	48.95	50.08	49.72	42.94	42.56	38.36	40.06	41.85	48.92	55.95	53.20	48.95	42.00	34.88	33.20	42 / 46
INTERNAL_HUB	32.79	32.81	31.78	32.81	32.81	33.01	47.55	52.31	51.95	50.82	51.99	51.62	44.58	44.19	39.83	41.6	43.51	50.86	58.17	55.31	50.89	43.67	36.26	34.51	44 / 48
DA Load (GW)	11.3	11.3	11.2	11.3	11.2	11.7	13.2	14.6	14.8	15.0	15.0	14.8	14.5	14.4	14.4	14.2	14.4	14.9	15.7	15.6	14.9	13.4	11.7	10.5	



Preliminary Real-Time Prices with Forecasted and Actual System Load

	HE1	HE2	HE3	HE4	HE5	HE6	HE7	HE8	HE9	HE10	HE11	HE12	HE13	HE14	HE15	HE16	HE17	HE18	HE19	HE20	HE21	HE22	HE23	HE24	avg all/peak
CONNECTICUT	33.88	33.93	32.77	32.96	34.02	36.14	62.83	62.27	65.49	68.20	65.83	65.74	64.39	65.91	45.94	52.44	64.41	72.12	154.07	60.70	52.74	46.85	38.39	36.04	56 / 65
NEMASSBOST	33.55	33.55	32.53	32.72	33.66	35.7	61.68	61.57	64.55	67.12	64.73	64.87	63.68	64.89	45.19	51.71	63.64	71.46	153.86	60.61	52.44	46.24	38.01	35.54	56 / 65
NEWHAMPSHIRE	33.53	33.59	32.59	32.79	33.75	35.87	62.14	62.18	65.17	67.58	65.03	65.05	63.72	64.95	45.14	51.7	63.7	71.64	154.01	60.63	52.44	46.17	37.88	35.51	56 / 65
MAINE	33.16	33.18	32.19	32.41	33.41	35.7	61.49	61.19	64.21	66.84	64.52	64.62	63.4	64.69	45.05	51.5	63.34	71.07	152.68	60.22	52.22	46.18	37.95	35.53	57 / 63
INTERNAL_HUB	33.56	33.63	32.6	32.78	33.72	35.7	61.49	61.19	64.21	66.84	64.52	64.62	63.4	64.69	45.05	51.5	63.34	71.07	152.68	60.22	52.22	46.18	37.95	35.53	55 / 64
Forecast	11.16	10.72	10.49	10.41	10.78	11.80	13.97	15.21	15.47	15.62	15.74	15.62	15.49	15.42	15.19	15.02	15.13	15.56	16.29	16.40	15.77	14.65	13.10	11.74	14 / 15
(RT) - (DA Load)	0.61	0.74	0.86	0.78	0.89	0.87	1.00	0.76	0.83	0.69	0.63	0.84	0.93	0.97	0.67	0.80	0.62	0.51	0.81	0.86	0.82	1.26	1.60	1.68	



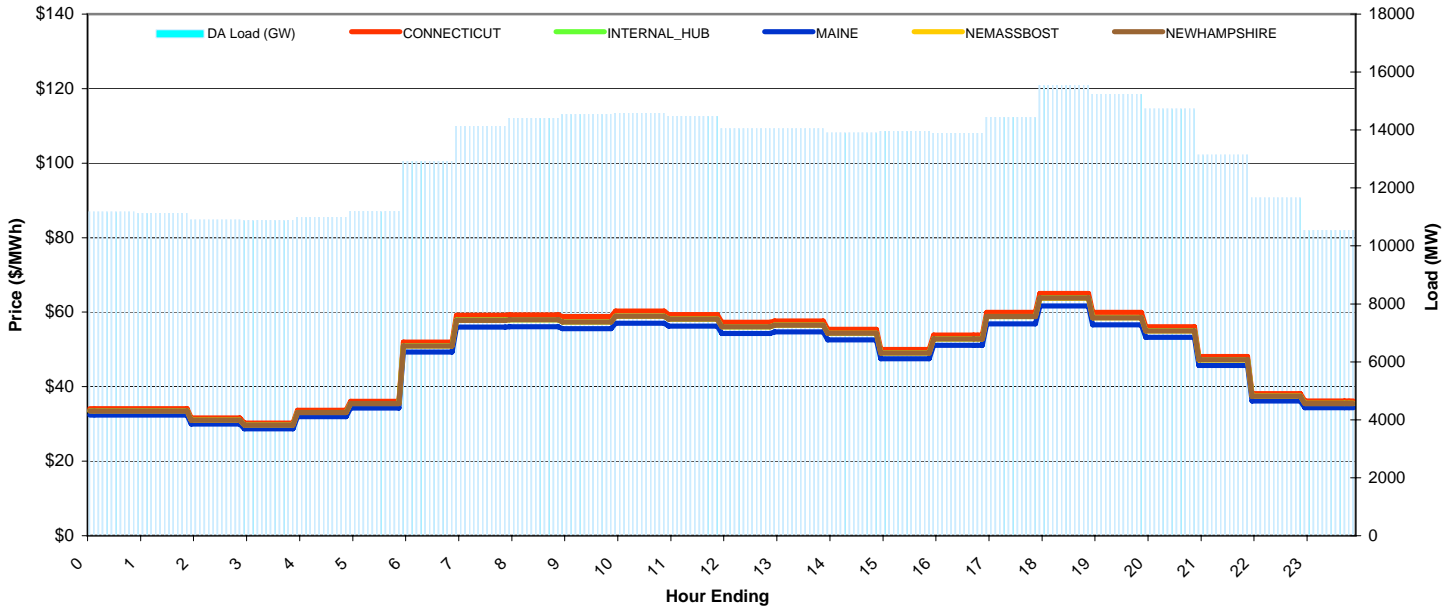
ISO-NE Daily Report

Wednesday October 21, 2009

Price Color Codes: ≤0 >=100 >=200

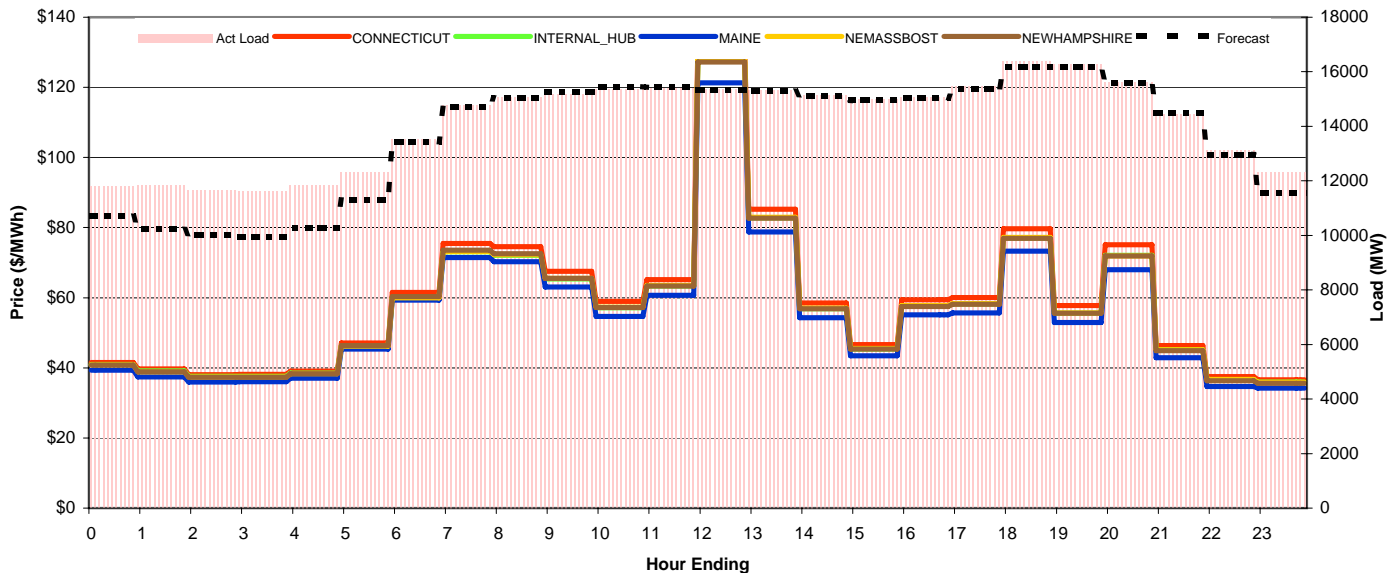
Day-Ahead Prices and Cleared Load

	HE1	HE2	HE3	HE4	HE5	HE6	HE7	HE8	HE9	HE10	HE11	HE12	HE13	HE14	HE15	HE16	HE17	HE18	HE19	HE20	HE21	HE22	HE23	HE24	avg all/peak
CONNECTICUT	34.13	34.13	31.62	30.26	33.70	36.11	51.94	59.17	59.30	58.80	60.28	59.34	57.26	57.61	55.38	50.00	53.83	59.93	65.00	59.96	56.06	48.10	38.13	36.19	49 / 56
NEMASSBOST	33.48	33.48	31.01	29.68	33.07	35.43	50.96	57.84	57.97	57.41	58.92	58.13	56.09	56.52	54.33	49.06	52.81	58.8	63.77	58.52	55	47.19	37.41	35.5	48 / 55
NEWHAMPSHIRE	33.48	33.48	31.01	29.68	33.07	35.43	50.97	57.84	57.97	57.41	58.92	58.14	56.1	56.53	54.34	49.06	52.81	58.8	63.78	58.53	55.01	47.2	37.42	35.51	48 / 55
MAINE	32.39	32.39	30.00	28.72	31.99	34.28	49.30	55.96	56.07	55.53	57.00	56.24	54.27	54.69	52.57	47.46	51.09	56.89	61.70	56.62	53.22	45.66	36.20	34.35	47 / 53
INTERNAL_HUB	33.51	33.51	31.03	29.71	33.1	35.46	51.01	57.89	57.94	57.38	58.9	58.11	56.07	56.5	54.31	49.04	52.86	58.85	63.83	58.58	55.06	47.24	37.45	35.54	48 / 55
DA Load (GW)	11.2	11.1	10.9	10.9	11.0	11.2	12.9	14.1	14.4	14.5	14.6	14.5	14.1	14.0	13.9	14.0	13.9	14.4	15.5	15.2	14.7	13.1	11.7	10.5	



Preliminary Real-Time Prices with Forecasted and Actual System Load

	HE1	HE2	HE3	HE4	HE5	HE6	HE7	HE8	HE9	HE10	HE11	HE12	HE13	HE14	HE15	HE16	HE17	HE18	HE19	HE20	HE21	HE22	HE23	HE24	avg all/peak
CONNECTICUT	41.54	39.68	38.08	38.17	39.06	47.11	61.50	75.49	74.54	67.53	58.95	65.15	132.28	85.28	58.53	46.85	59.39	60.08	79.67	57.73	75.13	46.39	37.55	36.57	59 / 68
NEMASSBOST	40.86	38.92	37.39	37.43	38.3	46.22	59.97	73.23	72.32	65.55	57.35	63.56	127.87	83	57	45.52	57.73	58.32	77.22	55.7	71.95	45.14	36.66	35.9	58 / 66
NEWHAMPSHIRE	40.76	38.87	37.31	37.36	38.29	46.38	60.36	73.59	72.59	65.57	57.22	63.38	127.24	82.71	56.86	45.35	57.53	58.17	76.9	55.57	71.91	44.91	36.29	35.58	58 / 65
MAINE	39.35	37.46	35.99	36.03	37.01	46.34	59.30	71.50	70.26	63.08	54.66	60.71	121.25	78.80	54.27	43.42	55.13	55.67	73.32	52.90	68.03	42.90	34.65	34.20	57 / 63
INTERNAL_HUB	40.95	39.11	37.56	37.62	38.49	46.34	59.9	73.07	72.14	65.39	57.17	63.34	127.71	82.79	56.84	45.39	57.62	58.21	77	55.6	72.07	45.17	36.7	35.99	58 / 65
Forecast	10.70	10.23	10.00	9.94	10.25	11.30	13.42	14.70	15.04	15.25	15.45	15.43	15.33	15.28	15.13	14.95	15.04	15.37	16.16	16.18	15.60	14.48	12.97	11.57	14 / 15
(RT) - (DA Load)	0.60	0.70	0.76	0.74	0.84	1.11	0.59	0.65	0.67	0.64	0.75	0.92	1.28	1.25	1.24	1.02	1.17	1.02	0.85	1.02	0.88	1.29	1.47	1.77	



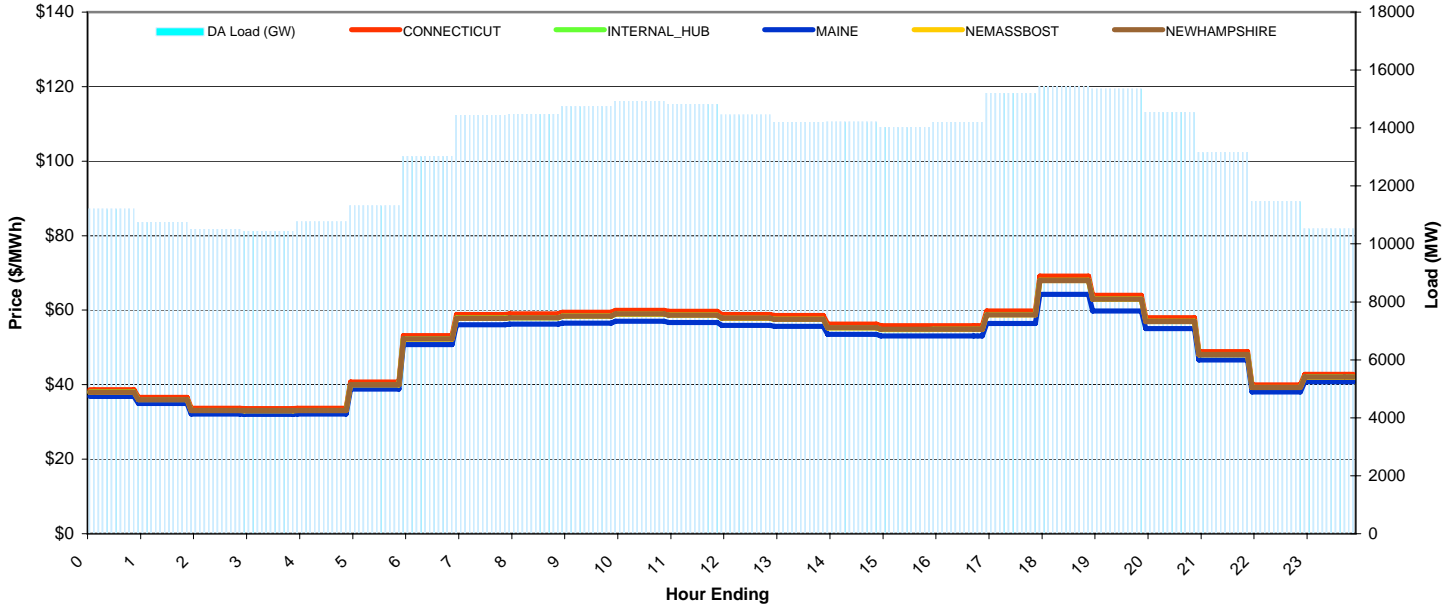
ISO-NE Daily Report

Thursday October 22, 2009

Price Color Codes: <=0 >=100 >=200

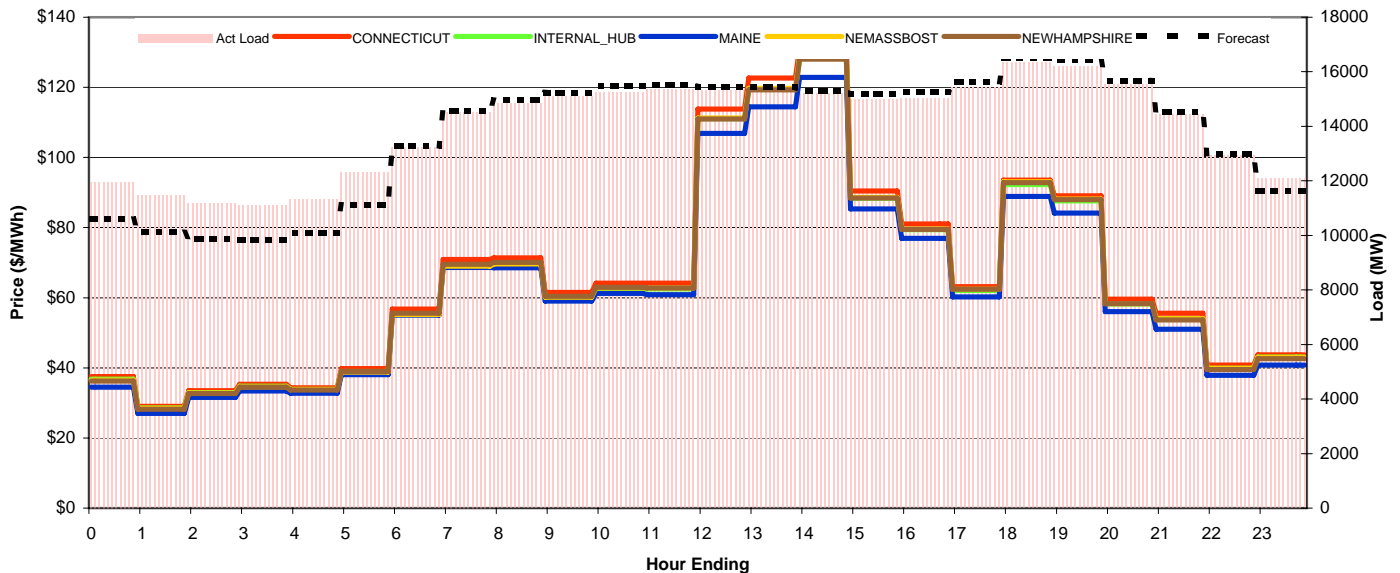
Day-Ahead Prices and Cleared Load

	HE1	HE2	HE3	HE4	HE5	HE6	HE7	HE8	HE9	HE10	HE11	HE12	HE13	HE14	HE15	HE16	HE17	HE18	HE19	HE20	HE21	HE22	HE23	HE24	avg all/peak
CONNECTICUT	38.66	36.61	33.65	33.60	33.65	40.68	53.18	58.84	59.02	59.45	59.99	59.70	58.85	58.54	56.24	55.80	55.80	59.77	69.11	64.03	57.96	48.89	39.93	42.79	51 / 58
NEMASSBOST	37.98	35.97	33.06	33.02	33.06	39.97	52.26	57.82	57.99	58.41	58.95	58.66	57.83	57.52	55.26	54.82	54.85	58.73	67.91	62.92	56.95	48.04	39.23	42.04	51 / 57
NEWHAMPSHIRE	38	35.99	33.07	33.03	33.07	39.99	52.28	57.84	58.01	58.43	58.97	58.68	57.85	57.54	55.28	54.85	54.85	58.76	67.97	62.97	56.97	48.06	39.25	42.06	51 / 57
MAINE	36.87	34.92	32.09	32.05	32.09	38.80	50.72	56.12	56.29	56.53	57.04	56.69	55.91	55.63	53.52	53.11	53.11	56.43	64.26	59.82	55.09	46.63	38.08	40.81	49 / 55
INTERNAL_HUB	38.03	36.02	33.1	33.06	33.1	40.02	52.32	57.89	58	58.42	58.96	58.67	57.84	57.53	55.27	54.83	54.89	58.8	68	63	57.02	48.1	39.29	42.1	51 / 57
DA Load (GW)	11.2	10.7	10.5	10.4	10.8	11.3	13.0	14.4	14.5	14.7	14.9	14.8	14.5	14.2	14.2	14.0	14.2	15.2	15.4	15.3	14.5	13.2	11.5	10.5	



Preliminary Real-Time Prices with Forecasted and Actual System Load

	HE1	HE2	HE3	HE4	HE5	HE6	HE7	HE8	HE9	HE10	HE11	HE12	HE13	HE14	HE15	HE16	HE17	HE18	HE19	HE20	HE21	HE22	HE23	HE24	avg all/peak
CONNECTICUT	37.51	29.06	33.50	35.31	34.33	39.83	56.73	70.93	71.34	61.50	64.19	64.12	113.82	122.68	131.51	90.45	81.07	63.20	93.57	89.10	59.62	55.60	40.81	43.76	66 / 80
NEMASSBOST	36.53	28.43	32.83	34.63	33.82	38.75	55.2	69	69.64	60.14	62.82	62.75	111.26	119.77	128.57	88.61	79.62	62.45	93.06	88.13	58.36	53.99	39.87	42.95	65 / 78
NEWHAMPSHIRE	36.24	28.24	32.68	34.5	33.71	38.94	55.55	69.5	70.11	60.41	62.97	62.82	110.97	119.3	128.02	88.42	79.51	62.42	92.84	87.99	58.35	53.7	39.54	42.62	65 / 78
MAINE	34.50	27.05	31.62	33.40	32.75	38.00	55.02	68.59	68.57	59.06	61.22	60.91	106.83	114.41	122.87	85.33	76.90	60.25	88.92	84.12	56.05	51.02	37.84	40.78	64 / 75
INTERNAL_HUB	36.76	28.56	32.96	34.78	33.9	38.93	55.17	68.9	69.49	59.92	62.63	62.53	111.04	119.45	128.32	88.32	79.4	62.09	92.27	87.62	58.25	54.07	39.9	43.05	65 / 78
Forecast	10.59	10.12	9.88	9.82	10.08	11.12	13.27	14.55	14.96	15.23	15.47	15.52	15.45	15.44	15.30	15.17	15.26	15.63	16.51	16.43	15.68	14.51	12.99	11.62	14 / 15
(RT) - (DA Load)	0.74	0.71	0.67	0.67	0.56	0.99	0.20	0.10	0.37	0.34	0.34	0.53	0.85	1.15	0.98	0.96	0.82	0.23	0.91	0.85	0.98	1.26	1.49	1.57	



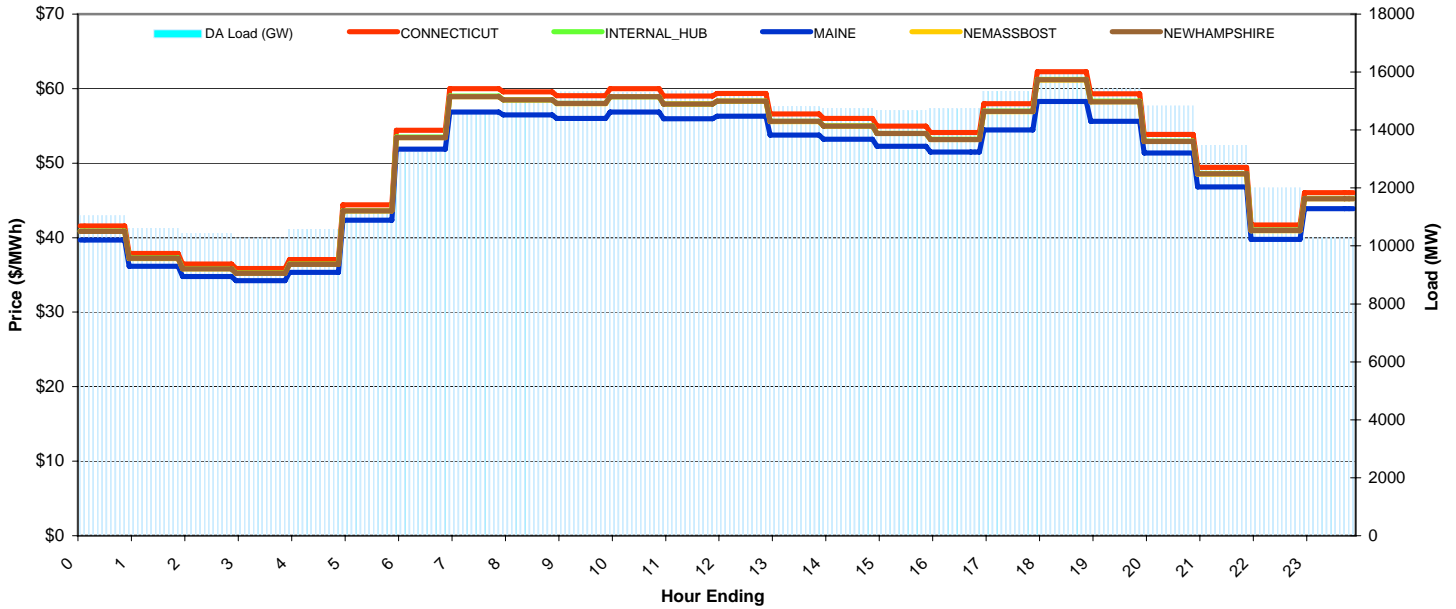
ISO-NE Daily Report

Friday October 23, 2009

Price Color Codes: <=0 >=100 >=200

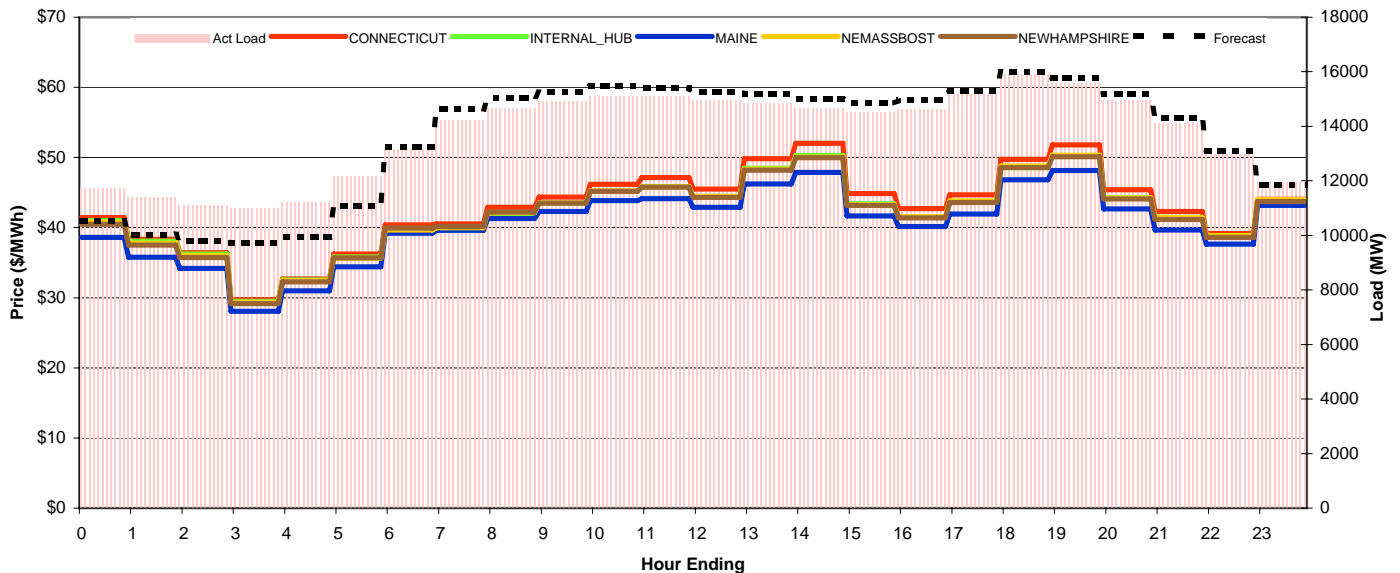
Day-Ahead Prices and Cleared Load

	HE1	HE2	HE3	HE4	HE5	HE6	HE7	HE8	HE9	HE10	HE11	HE12	HE13	HE14	HE15	HE16	HE17	HE18	HE19	HE20	HE21	HE22	HE23	HE24	avg all/peak
CONNECTICUT	41.59	37.89	36.47	35.88	37.07	44.40	54.42	60.00	59.56	59.06	60.00	59.00	59.36	56.61	55.99	54.98	54.12	57.96	62.27	59.30	53.86	49.43	41.69	46.04	52 / 56
NEMASSBOST	40.84	37.21	35.82	35.23	36.4	43.6	53.44	58.92	58.49	57.99	58.92	57.94	58.3	55.59	54.99	53.99	53.15	56.92	61.15	58.23	52.89	48.54	40.94	45.22	51 / 55
NEWHAMPSHIRE	40.85	37.22	35.82	35.23	36.41	43.61	53.44	58.93	58.49	58	58.93	57.95	58.3	55.6	54.99	53.99	53.15	56.94	61.18	58.25	52.9	48.55	40.95	45.22	51 / 55
MAINE	39.67	36.14	34.79	34.22	35.36	42.35	51.88	56.87	56.46	56.00	56.87	55.95	56.29	53.75	53.19	52.25	51.47	54.45	58.28	55.60	51.37	46.83	39.77	43.91	49 / 53
INTERNAL_HUB	40.89	37.26	35.86	35.27	36.45	43.65	53.5	58.99	58.5	58.01	58.93	57.95	58.31	55.6	55	54	53.22	57	61.24	58.31	52.96	48.61	41	45.27	51 / 55
DA Load (GW)	11.0	10.6	10.4	10.3	10.6	11.3	13.2	14.7	15.1	15.3	15.3	15.3	15.2	14.8	14.8	14.7	14.7	15.3	16.0	15.4	14.8	13.5	12.0	10.3	



Preliminary Real-Time Prices with Forecasted and Actual System Load

	HE1	HE2	HE3	HE4	HE5	HE6	HE7	HE8	HE9	HE10	HE11	HE12	HE13	HE14	HE15	HE16	HE17	HE18	HE19	HE20	HE21	HE22	HE23	HE24	avg all/peak
CONNECTICUT	41.42	38.33	36.41	29.69	32.67	36.24	40.39	40.53	42.89	44.37	46.20	47.12	45.50	49.84	52.03	44.84	42.70	44.68	49.74	51.79	45.40	42.31	39.15	44.05	43 / 46
NEMASSBOST	40.79	37.79	36.01	29.36	32.43	35.62	39.65	39.99	42.12	43.52	45.21	45.83	44.45	48.31	50.05	43.26	41.57	43.81	48.79	50.34	44.21	41.45	38.88	43.98	42 / 44
NEWHAMPSHIRE	40.49	37.5	35.75	29.18	32.26	35.67	39.94	40.14	42.21	43.51	45.18	45.76	44.33	48.18	49.96	43.17	41.41	43.56	48.57	50.1	44.1	41.18	38.59	43.7	42 / 44
MAINE	38.61	35.79	34.17	28.08	31.00	38.00	39.19	39.61	41.28	42.28	43.85	44.11	42.88	46.23	47.89	41.65	40.16	41.95	46.83	48.13	42.68	39.64	37.63	43.18	43 / 43
INTERNAL_HUB	41.01	38.07	36.22	29.5	32.54	35.82	39.72	39.89	42.05	43.48	45.16	45.86	44.44	48.44	50.3	43.41	41.59	43.71	48.56	50.3	44.25	41.46	38.77	43.87	42 / 44
Forecast	10.54	10.03	9.79	9.72	9.93	11.08	13.22	14.63	15.03	15.26	15.48	15.39	15.27	15.20	15.00	14.84	14.95	15.29	16.00	15.78	15.20	14.30	13.11	11.86	14 / 15
(RT) - (DA Load)	0.67	0.77	0.69	0.71	0.65	0.91	-0.08	-0.44	-0.43	-0.39	-0.20	-0.25	-0.22	0.04	-0.10	-0.17	-0.12	-0.18	-0.06	0.16	0.13	0.63	0.97	1.65	



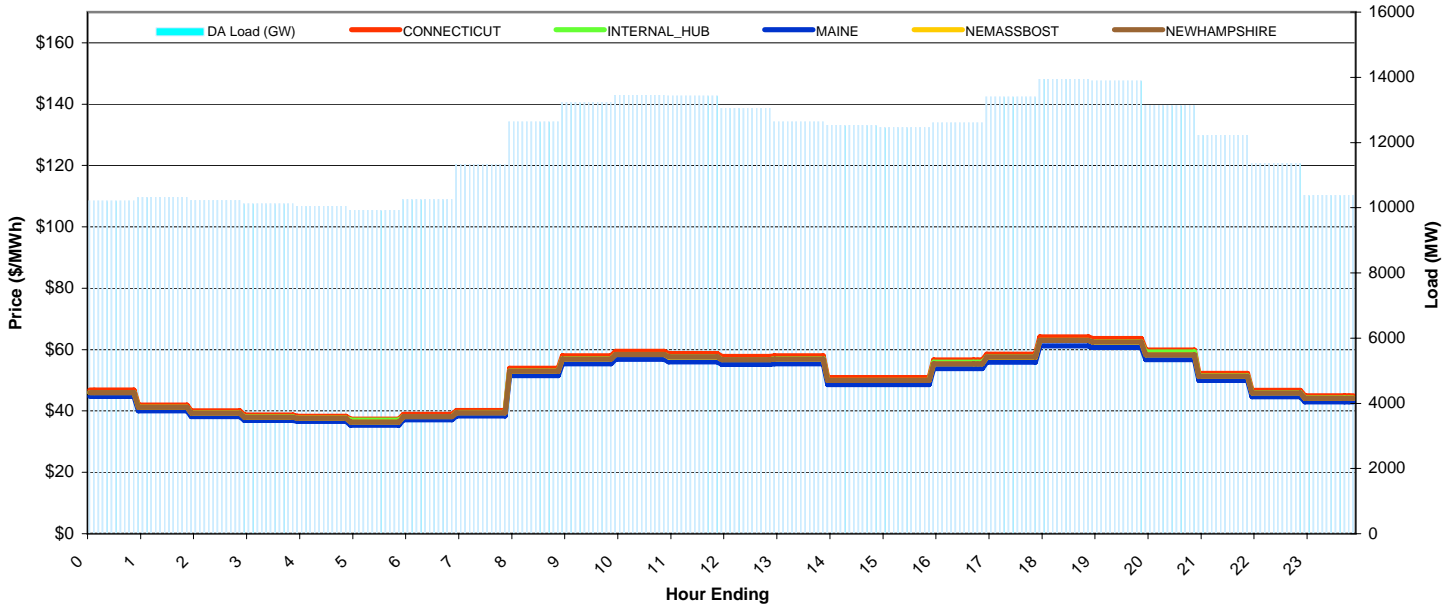
ISO-NE Daily Report

Saturday October 24, 2009

Price Color Codes: <=0 >=100 >=200

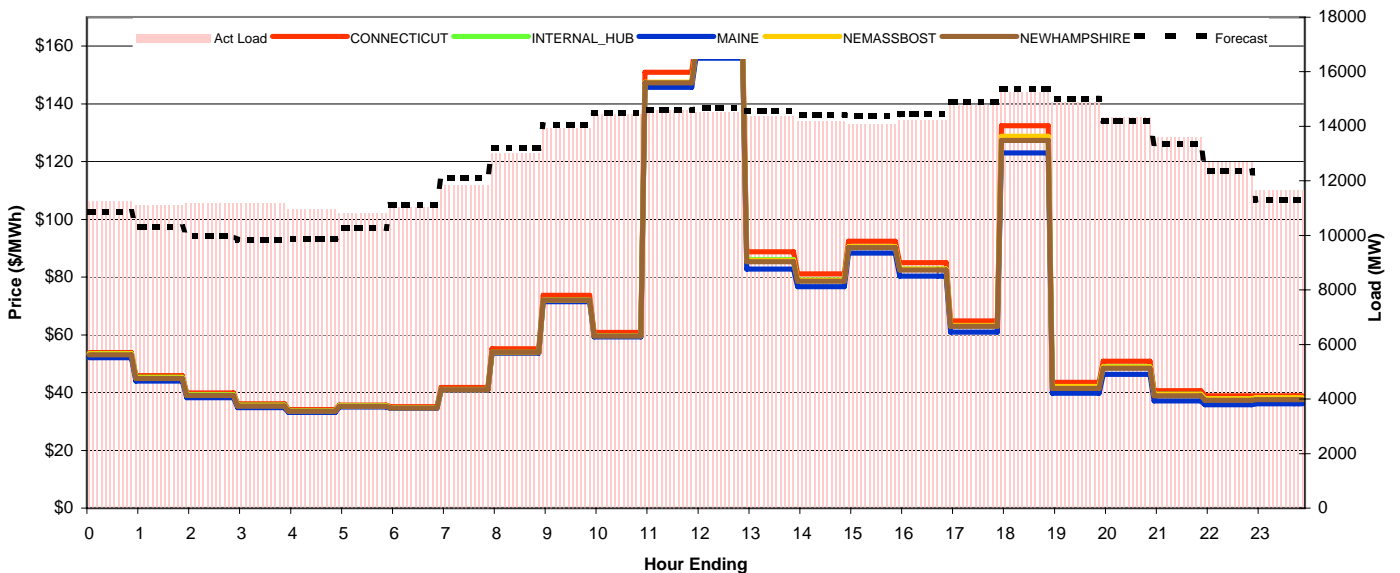
Day-Ahead Prices and Cleared Load

	HE1	HE2	HE3	HE4	HE5	HE6	HE7	HE8	HE9	HE10	HE11	HE12	HE13	HE14	HE15	HE16	HE17	HE18	HE19	HE20	HE21	HE22	HE23	HE24	avg all/peak
CONNECTICUT	46.81	41.94	40.00	38.70	38.32	37.38	38.85	40.15	53.92	58.00	59.46	58.68	57.75	58.00	50.87	50.87	56.63	58.55	64.10	63.58	59.86	52.25	46.74	44.93	51 / 56
NEMASSBOST	45.97	41.19	39.28	38	37.63	36.41	38.15	39.43	52.95	56.96	58.39	57.62	56.71	56.96	49.95	49.95	55.38	57.5	62.95	62.44	58.32	51.31	45.9	44.12	50 / 55
NEWHAMPSHIRE	45.98	41.2	39.29	38.01	37.64	36.39	38.16	39.44	52.97	56.97	58.41	57.64	56.72	56.97	49.97	49.97	55.38	57.52	62.97	62.45	58.29	51.33	45.92	44.14	50 / 55
MAINE	44.71	40.06	38.21	36.96	36.60	35.39	37.11	38.35	51.50	55.40	56.79	56.05	55.16	55.40	48.59	48.59	53.85	55.93	61.23	60.73	56.69	49.91	44.65	42.92	48 / 53
INTERNAL_HUB	46.02	41.24	39.33	38.04	37.69	37.03	38.19	39.48	53	57.01	58.44	57.68	56.76	57.01	50	50	55.91	57.57	63.02	62.51	59.28	51.37	45.96	44.18	50 / 55
DA Load (GW)	10.2	10.3	10.2	10.1	10.1	9.9	10.3	11.3	12.6	13.2	13.5	13.4	13.1	12.6	12.5	12.5	12.6	13.4	13.9	13.9	13.1	12.2	11.4	10.4	



Preliminary Real-Time Prices with Forecasted and Actual System Load

	HE1	HE2	HE3	HE4	HE5	HE6	HE7	HE8	HE9	HE10	HE11	HE12	HE13	HE14	HE15	HE16	HE17	HE18	HE19	HE20	HE21	HE22	HE23	HE24	avg all/peak
CONNECTICUT	53.85	45.87	39.91	36.15	34.08	35.71	35.13	41.81	55.16	73.68	60.82	150.93	162.06	88.82	81.16	92.47	84.98	64.85	132.38	43.56	50.82	40.70	38.87	38.94	66 / 79
NEMASSBOST	53.42	45.13	39.13	35.51	33.68	35.35	34.81	41	53.83	71.99	59.69	147.47	158.26	85.81	78.91	90.52	82.79	63.26	128.72	42.08	48.91	39.34	37.9	38.2	64 / 77
NEWHAMPSHIRE	53.06	44.89	38.96	35.37	33.58	35.27	34.73	41.01	53.94	72.01	59.67	147.31	157.77	85.28	78.62	90.18	82.5	62.95	127.29	41.48	48.4	38.87	37.4	37.61	64 / 77
MAINE	52.11	44.00	38.21	34.80	33.11	38.00	34.55	40.90	53.65	71.48	59.27	145.73	155.78	82.75	76.64	88.38	80.40	60.93	123.00	39.73	46.30	37.11	35.80	36.12	65 / 75
INTERNAL_HUB	53.48	45.29	39.35	35.73	33.81	35.44	34.79	41.08	53.97	71.99	59.6	147.29	158.31	86.13	79.01	90.43	82.8	63.17	128.44	42.07	49	39.41	37.92	38.17	64 / 77
Forecast	10.86	10.30	9.97	9.85	9.86	10.25	11.12	12.12	13.20	14.05	14.48	14.59	14.65	14.55	14.43	14.38	14.45	14.88	15.37	15.02	14.19	13.37	12.35	11.30	13 / 14
(RT) - (DA Load)	1.05	0.78	0.97	1.06	0.91	0.88	0.77	0.52	0.36	0.72	0.99	1.17	1.47	1.74	1.65	1.60	1.60	1.35	1.31	0.99	1.19	1.37	1.30	1.27	



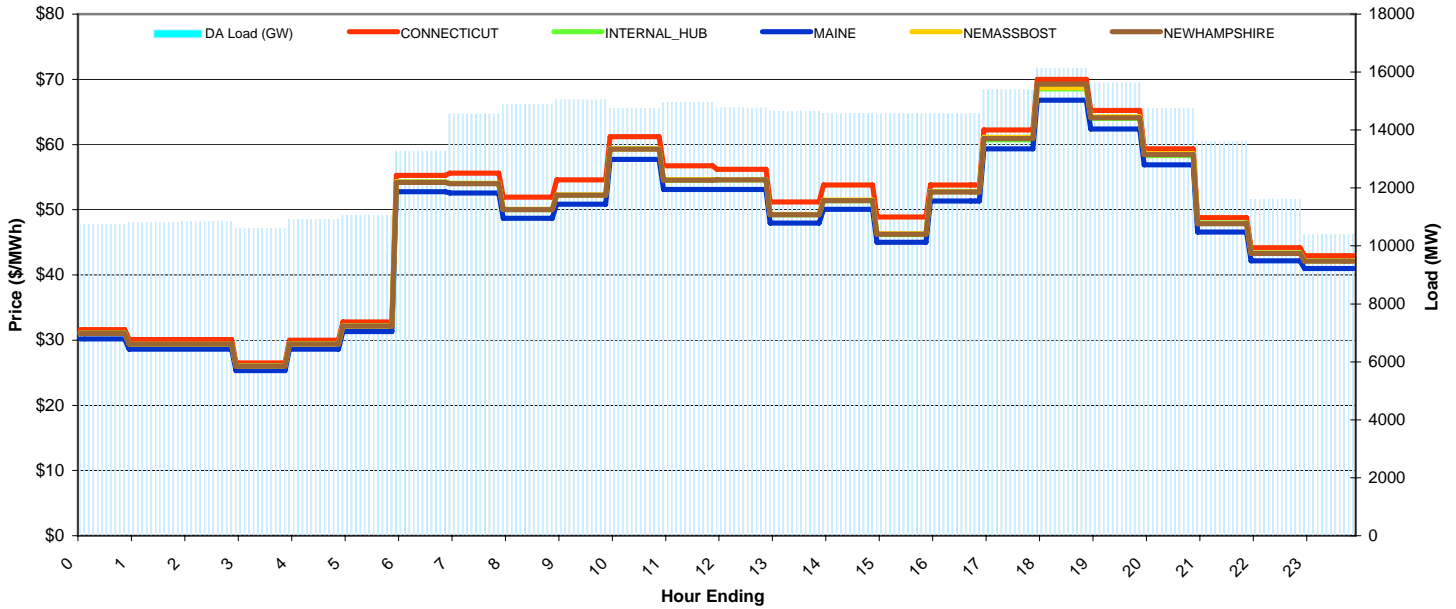
ISO-NE Daily Report

Monday October 26, 2009

Price Color Codes: <=0 >=100 >=200

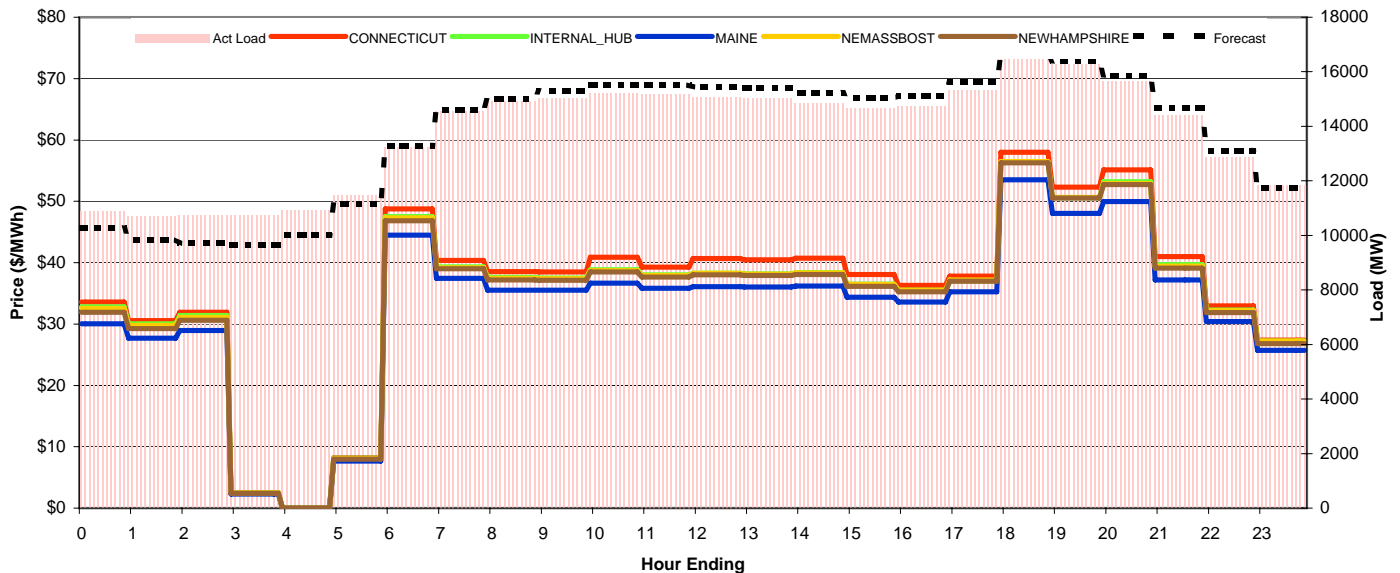
Day-Ahead Prices and Cleared Load

	HE1	HE2	HE3	HE4	HE5	HE6	HE7	HE8	HE9	HE10	HE11	HE12	HE13	HE14	HE15	HE16	HE17	HE18	HE19	HE20	HE21	HE22	HE23	HE24	avg all/peak
CONNECTICUT	31.62	30.07	30.07	26.51	29.98	32.78	55.25	55.63	51.94	54.58	61.18	56.75	56.19	51.19	53.81	48.86	53.81	62.23	70.00	65.21	59.32	48.80	44.15	42.94	49 / 56
NEMASSBOST	31.04	29.42	29.42	26.02	29.42	32.17	54.22	54.03	50.05	52.29	59.36	54.62	54.61	49.29	51.47	46.31	52.77	61.12	68.7	64.26	58.59	47.89	43.33	42.14	48 / 54
NEWHAMPSHIRE	31.01	29.38	29.38	26	29.4	32.15	54.19	53.98	49.99	52.23	59.3	54.55	54.56	49.23	51.4	46.24	52.73	60.93	69.26	64.1	58.44	47.86	43.3	42.11	48 / 54
MAINE	30.20	28.61	28.61	25.31	28.63	31.30	52.76	52.56	48.68	50.85	57.74	53.12	53.12	47.93	50.04	45.03	51.34	59.33	66.79	62.40	56.90	46.60	42.16	41.00	46 / 53
INTERNAL_HUB	31.07	29.17	29.17	26.04	29.45	32.2	54.28	54.03	50	52.21	59.34	54.55	54.6	49.23	51.38	46.19	52.82	60.73	68.51	64	58.32	47.94	43.37	42.18	48 / 54
DA Load (GW)	10.8	10.8	10.8	10.6	10.9	11.1	13.3	14.6	14.9	15.0	14.7	15.0	14.8	14.6	14.6	14.6	14.6	15.4	16.1	15.6	14.7	13.6	11.6	10.4	



Preliminary Real-Time Prices with Forecasted and Actual System Load

	HE1	HE2	HE3	HE4	HE5	HE6	HE7	HE8	HE9	HE10	HE11	HE12	HE13	HE14	HE15	HE16	HE17	HE18	HE19	HE20	HE21	HE22	HE23	HE24	avg all/peak
CONNECTICUT	33.56	30.58	31.92	2.51	0.00	8.20	48.77	40.38	38.56	38.50	40.88	39.27	40.70	40.48	40.74	38.08	36.28	37.81	57.97	52.32	55.13	40.98	32.94	27.40	36 / 42
NEMASSBOST	32.52	29.79	31.09	2.45	0	8.07	47.29	39.18	37.46	37.38	38.7	37.93	38.28	38.14	38.31	36.44	35.52	37.2	56.47	50.62	52.9	39.44	32.2	27.22	34 / 40
NEWHAMPSHIRE	31.91	29.28	30.62	2.41	0	7.99	46.84	38.99	37.18	37.13	38.47	37.64	38.01	37.9	38.05	36.12	35.27	36.97	56.29	50.51	52.73	39.11	31.84	26.83	34 / 40
MAINE	30.06	27.71	28.92	2.28	0.00	88.00	44.48	37.47	35.52	35.53	36.64	35.81	36.07	36.04	36.21	34.37	33.56	35.25	53.49	48.04	49.96	37.19	30.41	25.73	36 / 38
INTERNAL_HUB	32.79	30.03	31.37	2.47	0	8.11	47.52	39.32	37.58	37.49	38.83	38.02	38.29	38.18	38.4	36.48	35.5	37.04	56.39	50.58	53.21	39.69	32.26	27.23	34 / 40
Forecast	10.27	9.85	9.70	9.66	10.00	11.13	13.27	14.61	15.02	15.29	15.52	15.51	15.44	15.42	15.22	15.03	15.12	15.62	16.60	16.41	15.85	14.66	13.11	11.72	14 / 15
(RT) - (DA Load)	0.12	-0.09	-0.11	0.11	0.02	0.40	-0.06	0.00	0.02	0.00	0.47	0.24	0.32	0.38	0.24	0.10	0.16	-0.07	0.34	0.64	0.91	0.78	1.26	1.43	



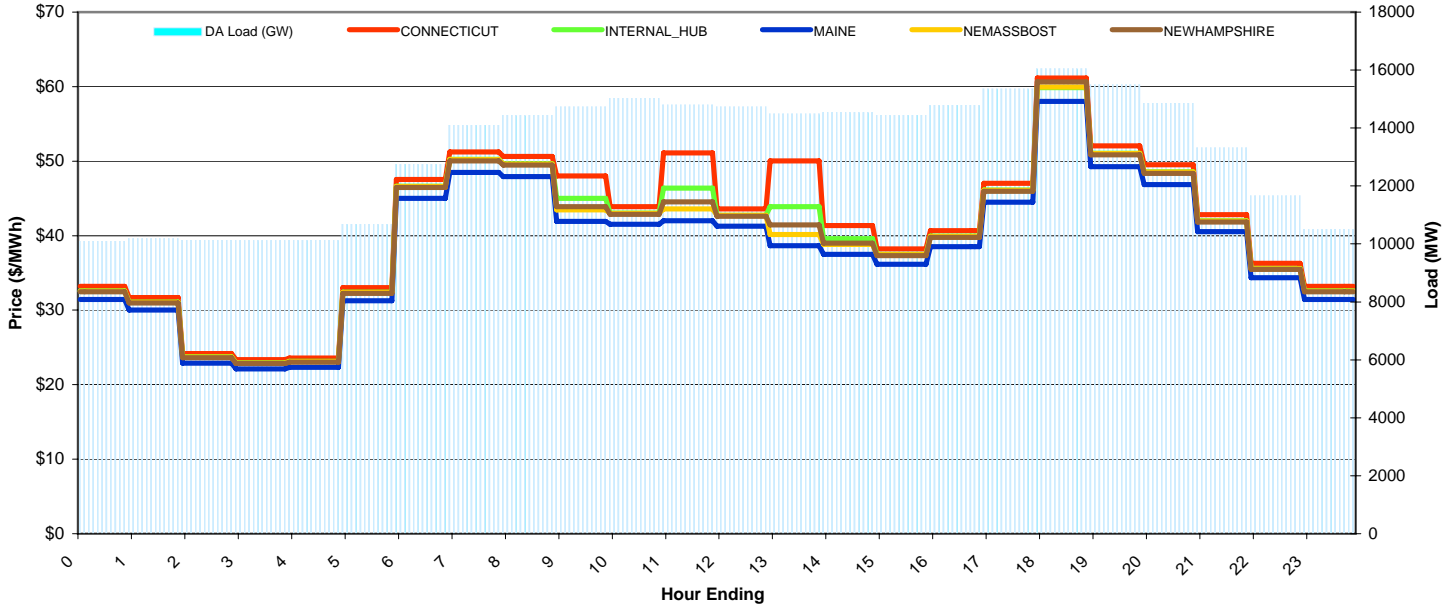
ISO-NE Daily Report

Tuesday October 27, 2009

Price Color Codes: <=0 >=100 >=200

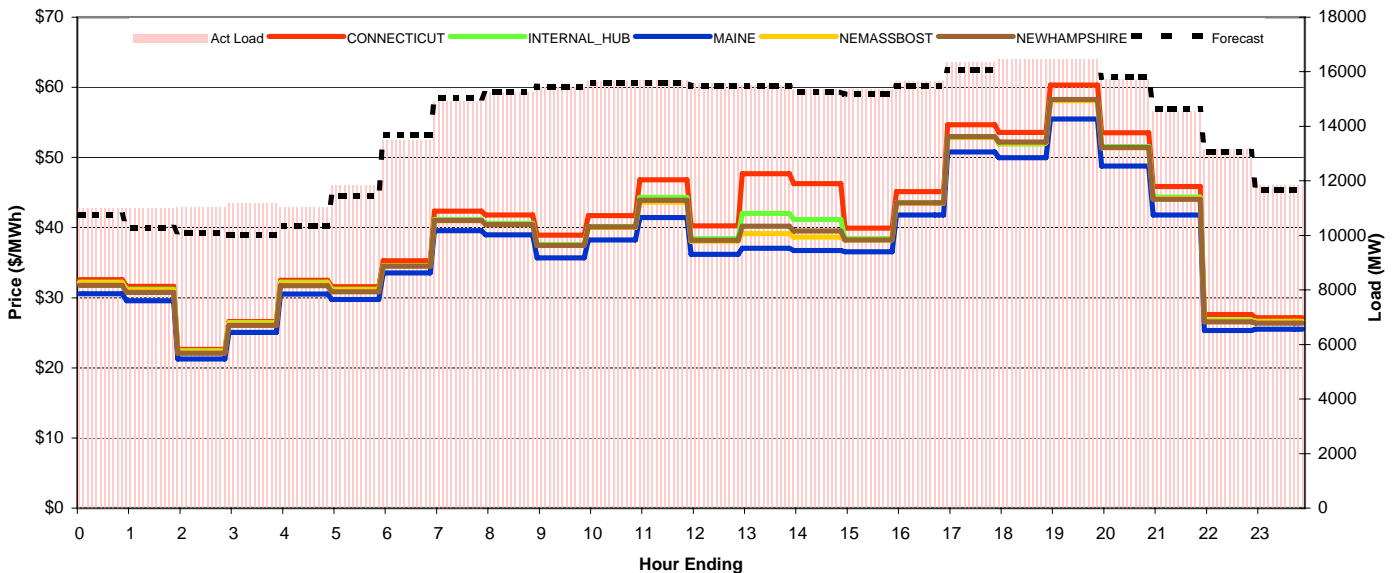
Day-Ahead Prices and Cleared Load

	HE1	HE2	HE3	HE4	HE5	HE6	HE7	HE8	HE9	HE10	HE11	HE12	HE13	HE14	HE15	HE16	HE17	HE18	HE19	HE20	HE21	HE22	HE23	HE24	avg all/peak
CONNECTICUT	33.20	31.70	24.19	23.38	23.57	33.03	47.54	51.22	50.62	48.00	43.88	51.12	43.58	50.03	41.35	38.20	40.69	47.02	61.15	52.05	49.50	42.80	36.30	33.21	42 / 47
NEMASSBOST	32.54	31.07	23.7	22.91	23.1	32.37	46.59	50.19	49.6	43.45	43	43.6	42.71	40.15	38.83	37.44	39.88	46.08	59.97	51.01	48.51	41.95	35.57	32.54	40 / 44
NEWHAMPSHIRE	32.45	30.98	23.63	22.84	23.03	32.27	46.45	50.05	49.46	43.9	42.87	44.52	42.58	41.46	38.99	37.33	39.76	45.95	60.63	50.86	48.37	41.83	35.47	32.45	40 / 45
MAINE	31.43	30.01	22.89	22.13	22.31	31.27	45.00	48.48	47.91	41.91	41.53	42.01	41.25	38.63	37.47	36.16	38.52	44.51	58.00	49.27	46.86	40.52	34.36	31.43	38 / 43
INTERNAL_HUB	32.58	31.11	23.73	22.94	23.13	32.41	46.64	50.25	49.66	45	43.04	46.37	42.75	43.91	39.58	37.48	39.93	46.14	59.88	51.07	48.57	42	35.62	32.58	40 / 45
DA Load (GW)	10.1	10.2	10.1	10.1	10.1	10.7	12.8	14.1	14.4	14.7	15.0	14.8	14.7	14.5	14.5	14.4	14.8	15.4	16.0	15.5	14.9	13.3	11.7	10.5	



Preliminary Real-Time Prices with Forecasted and Actual System Load

	HE1	HE2	HE3	HE4	HE5	HE6	HE7	HE8	HE9	HE10	HE11	HE12	HE13	HE14	HE15	HE16	HE17	HE18	HE19	HE20	HE21	HE22	HE23	HE24	avg all/peak
CONNECTICUT	32.56	31.63	22.62	26.60	32.50	31.56	35.26	42.33	41.82	38.93	41.69	46.81	40.25	47.70	46.25	39.91	45.13	54.67	53.57	60.33	53.52	45.87	27.59	27.13	40 / 45
NEMASSBOST	32.18	31.08	22.37	26.37	32.08	31.1	34.55	40.99	40.43	37.46	40.03	43.63	38.06	39.16	38.65	38.24	43.49	52.88	52.06	58.1	51.39	44.17	26.68	26.59	38 / 43
NEWHAMPSHIRE	31.77	30.74	22.09	26.04	31.72	30.85	34.48	41.02	40.44	37.45	40.09	43.92	38.19	40.18	39.53	38.23	43.52	52.98	52.2	58.27	51.43	44.04	26.55	26.36	38 / 43
MAINE	30.57	29.59	21.27	25.07	30.55	28.00	33.52	39.58	38.97	35.69	38.24	41.44	36.20	37.07	36.75	36.57	41.78	50.80	49.99	55.48	48.79	41.81	25.34	25.49	39 / 41
INTERNAL_HUB	32.22	31.23	22.45	26.47	32.23	31.21	34.58	41.15	40.6	37.61	40.15	44.31	38.41	42.05	41.18	38.4	43.59	52.85	51.92	58.21	51.57	44.35	26.81	26.65	39 / 43
Forecast	10.74	10.28	10.09	10.03	10.36	11.44	13.69	15.03	15.27	15.45	15.59	15.59	15.49	15.46	15.26	15.17	15.47	16.08	16.70	16.61	15.81	14.64	13.07	11.67	14 / 15
(RT) - (DA Load)	0.92	0.82	0.89	1.05	0.89	1.16	0.73	0.83	0.79	0.69	0.63	0.90	0.83	1.02	0.83	0.90	0.87	1.01	0.81	0.95	0.87	1.23	1.49	1.31	



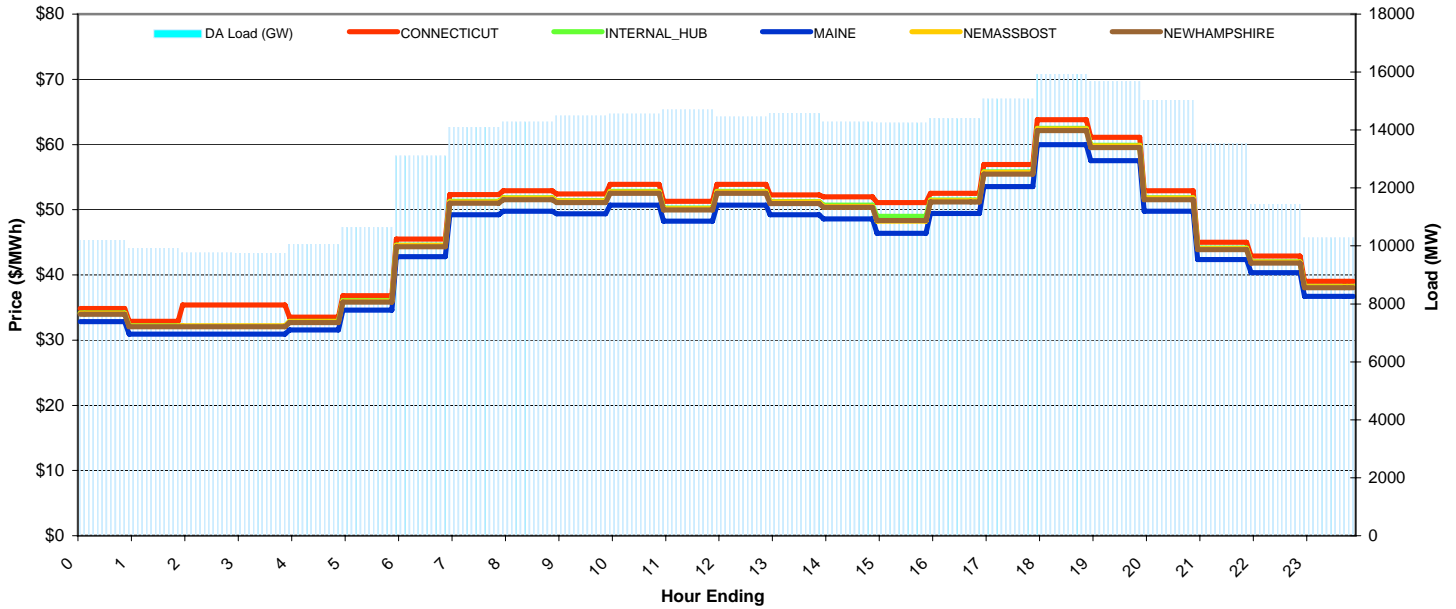
ISO-NE Daily Report

Wednesday October 28, 2009

Price Color Codes: <=0 >=100 >=200

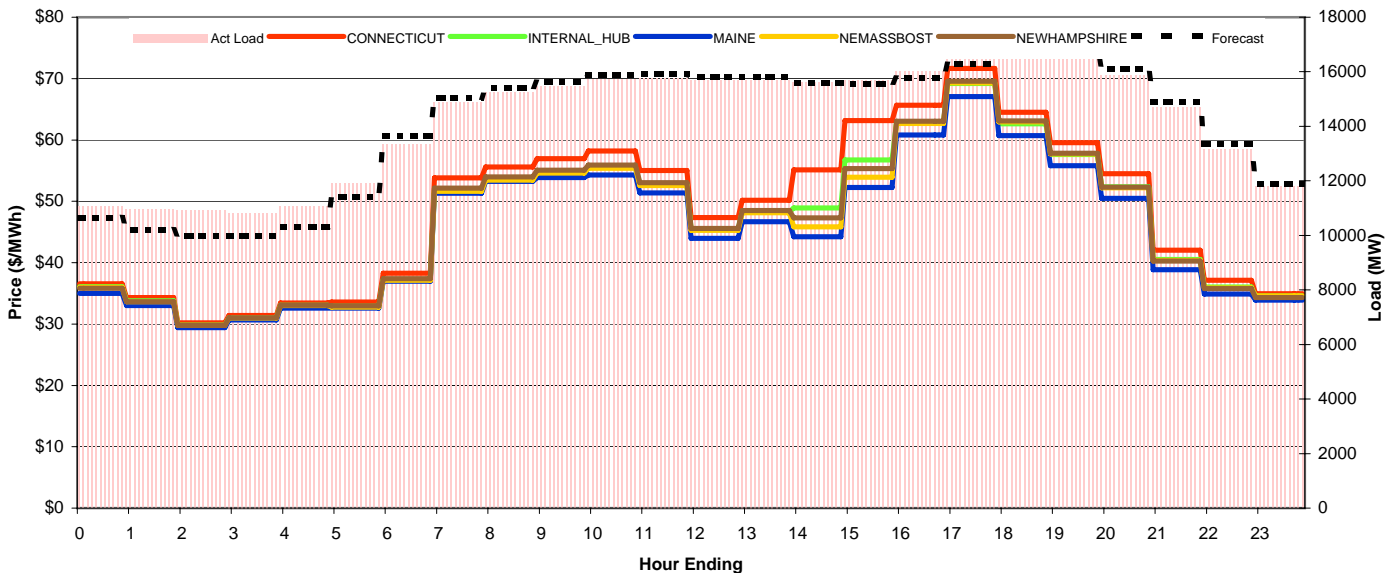
Day-Ahead Prices and Cleared Load

	HE1	HE2	HE3	HE4	HE5	HE6	HE7	HE8	HE9	HE10	HE11	HE12	HE13	HE14	HE15	HE16	HE17	HE18	HE19	HE20	HE21	HE22	HE23	HE24	avg all/peak
CONNECTICUT	34.86	32.88	35.40	35.40	33.54	36.79	45.49	52.32	52.89	52.44	53.87	51.27	53.87	52.28	52.00	51.11	52.52	56.92	63.80	61.10	52.89	45.00	42.89	39.01	48 / 53
NEMASSBOST	34.12	32.17	32.18	32.18	32.83	36	44.52	51.2	51.76	51.32	52.72	50.18	52.72	51.17	50.51	48.23	51.4	55.7	62.39	59.79	51.76	44.04	41.97	38.18	46 / 52
NEWHAMPSHIRE	33.98	32.04	32.03	32.03	32.69	35.85	44.33	50.99	51.55	51.11	52.51	49.97	52.51	50.96	50.36	48.33	51.19	55.48	62.14	59.55	51.55	43.86	41.8	38.02	46 / 51
MAINE	32.81	30.94	30.90	30.90	31.57	34.62	42.81	49.24	49.77	49.35	50.70	48.25	50.70	49.21	48.57	46.37	49.43	53.57	60.00	57.50	49.77	42.35	40.36	36.72	44 / 50
INTERNAL_HUB	34.17	32.22	32.1	32.1	32.87	36.05	44.58	51.27	51.82	51.38	52.79	50.24	52.79	51.23	50.72	49	51.47	55.78	62.5	59.88	51.83	44.1	42.03	38.23	46 / 52
DA Load (GW)	10.2	9.9	9.8	9.7	10.1	10.6	13.1	14.1	14.3	14.5	14.6	14.7	14.5	14.6	14.3	14.2	14.4	15.1	15.9	15.7	15.0	13.5	11.4	10.3	



Preliminary Real-Time Prices with Forecasted and Actual System Load

	HE1	HE2	HE3	HE4	HE5	HE6	HE7	HE8	HE9	HE10	HE11	HE12	HE13	HE14	HE15	HE16	HE17	HE18	HE19	HE20	HE21	HE22	HE23	HE24	avg all/peak
CONNECTICUT	36.58	34.34	30.22	31.38	33.44	33.58	38.28	53.81	55.57	56.94	58.20	55.03	47.36	50.18	55.14	63.17	65.68	71.66	64.49	59.55	54.50	42.03	37.11	34.96	48 / 56
NEMASSBOST	35.99	33.62	29.77	31	32.99	32.76	37.15	51.61	53.45	54.58	55.4	52.58	45.26	48.12	45.84	53.94	62.68	69.32	62.93	57.71	52.19	40.36	35.87	34.59	46 / 53
NEWHAMPSHIRE	35.83	33.64	29.79	31.01	33.05	32.96	37.39	52.14	53.97	55.05	55.92	53.05	45.59	48.48	47.3	55.32	63.03	69.59	63.09	57.85	52.31	40.26	35.75	34.34	47 / 53
MAINE	34.97	33.02	29.42	30.66	32.60	32.89	37.22	51.78	53.56	54.76	55.59	52.75	45.43	48.27	48.94	56.74	62.82	69.21	62.65	57.61	52.35	40.52	36.02	34.57	47 / 53
INTERNAL_HUB	36.09	33.77	29.84	31.04	33.07	32.89	37.22	51.78	53.56	54.76	55.59	52.75	45.43	48.27	48.94	56.74	62.82	69.21	62.65	57.61	52.35	40.52	36.02	34.57	47 / 53
Forecast	10.65	10.20	9.97	9.97	10.30	11.40	13.63	15.05	15.39	15.63	15.86	15.92	15.82	15.80	15.61	15.55	15.76	16.30	17.04	16.88	16.11	14.90	13.34	11.89	14 / 16
(RT) - (DA Load)	0.86	1.01	1.13	1.07	1.03	1.25	0.24	0.77	0.96	0.98	1.17	1.08	1.24	1.12	1.33	1.44	1.63	1.51	1.05	0.90	0.82	1.16	1.71	1.52	



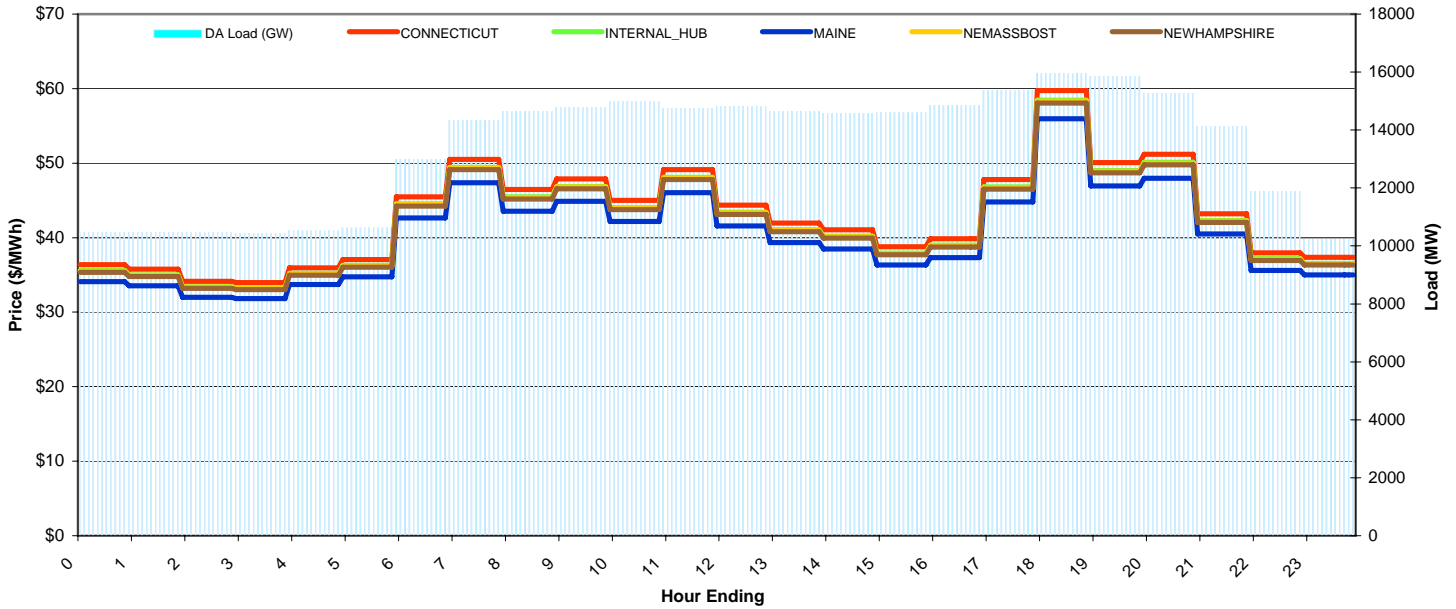
ISO-NE Daily Report

Thursday October 29, 2009

Price Color Codes: ≤0 >=100 >=200

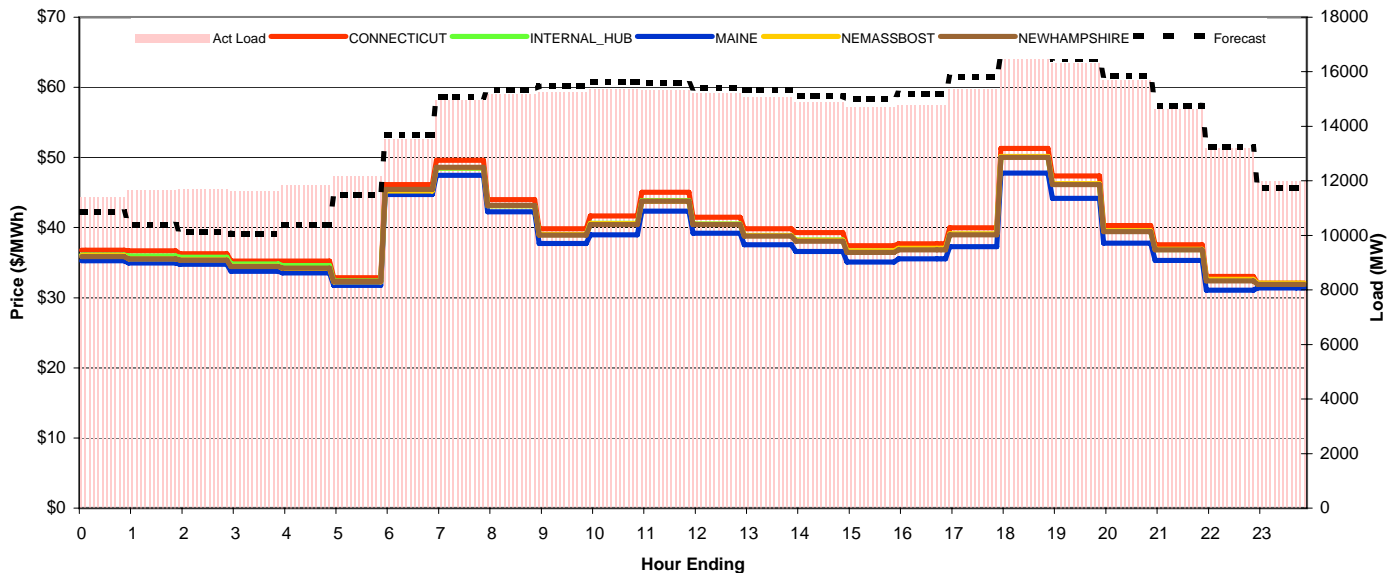
Day-Ahead Prices and Cleared Load

	HE1	HE2	HE3	HE4	HE5	HE6	HE7	HE8	HE9	HE10	HE11	HE12	HE13	HE14	HE15	HE16	HE17	HE18	HE19	HE20	HE21	HE22	HE23	HE24	avg all/peak
CONNECTICUT	36.36	35.79	34.15	33.95	35.96	37.06	45.50	50.52	46.47	47.90	45.00	49.14	44.35	41.95	41.06	38.77	39.85	47.81	59.73	50.09	51.18	43.22	37.98	37.35	43 / 46
NEMASSBOST	35.52	34.96	33.36	33.17	35.13	36.2	44.45	49.36	45.4	46.79	43.96	48	43.33	40.98	40.11	37.88	38.93	46.7	58.34	48.93	50	42.22	37.1	36.48	42 / 45
NEWHAMPSHIRE	35.36	34.8	33.2	33.01	34.97	36.03	44.24	49.13	45.19	46.57	43.76	47.78	43.13	40.79	39.93	37.7	38.75	46.49	58.07	48.7	49.77	42.03	36.93	36.31	42 / 45
MAINE	34.08	33.54	32.00	31.82	33.70	34.73	42.64	47.35	43.55	44.89	42.17	46.05	41.57	39.32	38.48	36.34	37.34	44.81	55.97	46.94	47.97	40.51	35.59	35.00	40 / 43
INTERNAL_HUB	35.59	35.02	33.42	33.23	35.2	36.27	44.53	49.45	45.47	46.87	44.03	48.08	43.4	41.05	40.18	37.94	39	46.79	58.45	49.02	50.1	42.3	37.17	36.55	42 / 45
DA Load (GW)	10.5	10.5	10.5	10.4	10.5	10.6	13.0	14.3	14.7	14.8	15.0	14.7	14.8	14.7	14.6	14.6	14.9	15.4	16.0	15.8	15.3	14.1	11.9	10.2	



Preliminary Real-Time Prices with Forecasted and Actual System Load

	HE1	HE2	HE3	HE4	HE5	HE6	HE7	HE8	HE9	HE10	HE11	HE12	HE13	HE14	HE15	HE16	HE17	HE18	HE19	HE20	HE21	HE22	HE23	HE24	avg all/peak
CONNECTICUT	36.76	36.69	36.30	35.25	35.21	32.86	46.14	49.60	43.99	39.83	41.65	45.03	41.50	39.82	39.29	37.41	37.68	39.98	51.27	47.37	40.28	37.54	33.03	32.06	40 / 42
NEMASSBOST	35.99	35.57	35.41	34.48	34.17	32.27	45.23	48.53	43.14	39	40.55	43.78	40.48	38.89	38.18	36.68	37.04	39.12	50.16	46.27	39.57	36.91	32.61	32.06	39 / 41
NEWHAMPSHIRE	35.88	35.56	35.37	34.45	34.23	32.3	45.45	48.59	43.19	38.94	40.42	43.74	40.42	38.78	38.07	36.46	36.84	38.97	50.02	46.15	39.42	36.81	32.4	31.9	39 / 41
MAINE	35.29	34.94	34.76	33.77	33.55	88.00	44.72	47.46	42.26	37.75	38.98	42.34	39.18	37.54	36.58	35.11	35.53	37.29	47.77	44.18	37.78	35.32	31.06	31.40	40 / 39
INTERNAL_HUB	36.11	35.97	35.78	34.82	34.58	32.4	45.21	48.45	43.13	39	40.6	43.86	40.5	38.89	38.23	36.64	36.97	39.08	50.04	46.2	39.45	36.86	32.55	31.89	39 / 41
Forecast	10.85	10.38	10.11	10.07	10.38	11.48	13.69	15.09	15.35	15.48	15.64	15.57	15.39	15.32	15.11	14.99	15.19	15.79	16.62	16.49	15.84	14.76	13.23	11.75	14 / 15
(RT) - (DA Load)	0.92	1.20	1.22	1.15	1.32	1.53	0.54	0.62	0.51	0.47	0.36	0.59	0.38	0.42	0.29	0.10	-0.10	-0.03	0.51	0.47	0.43	0.50	1.30	1.75	



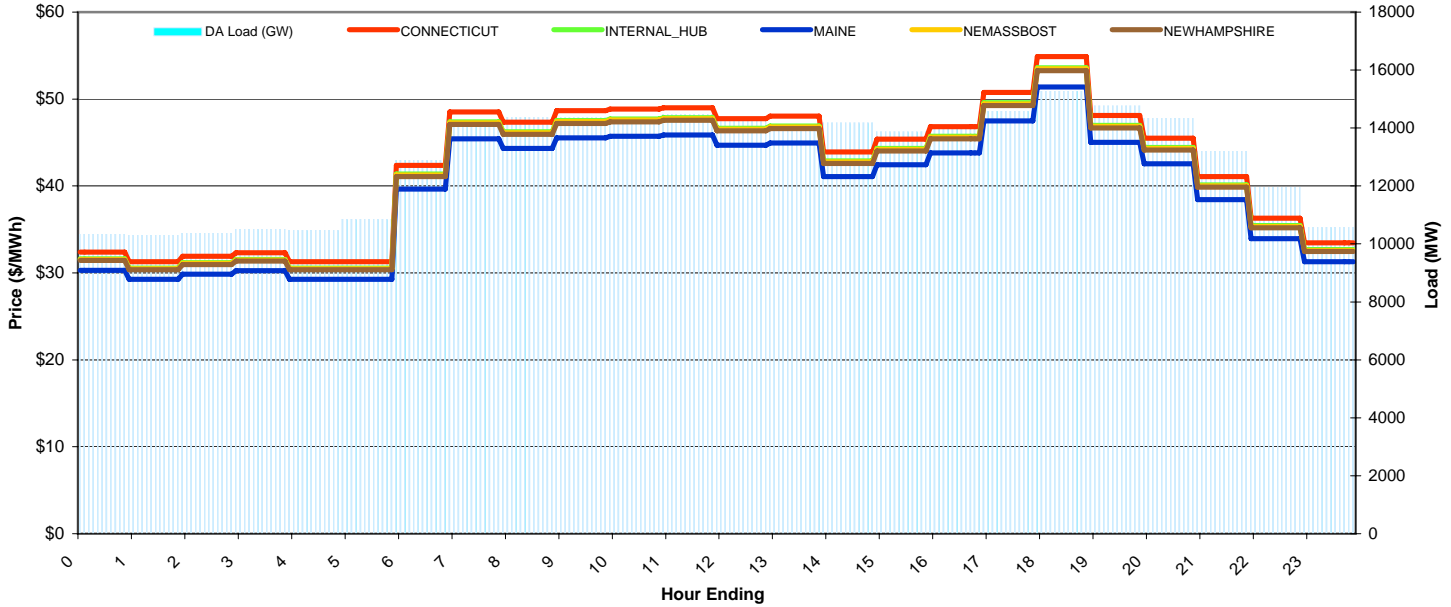
ISO-NE Daily Report

Friday October 30, 2009

Price Color Codes: <=0 >=100 >=200

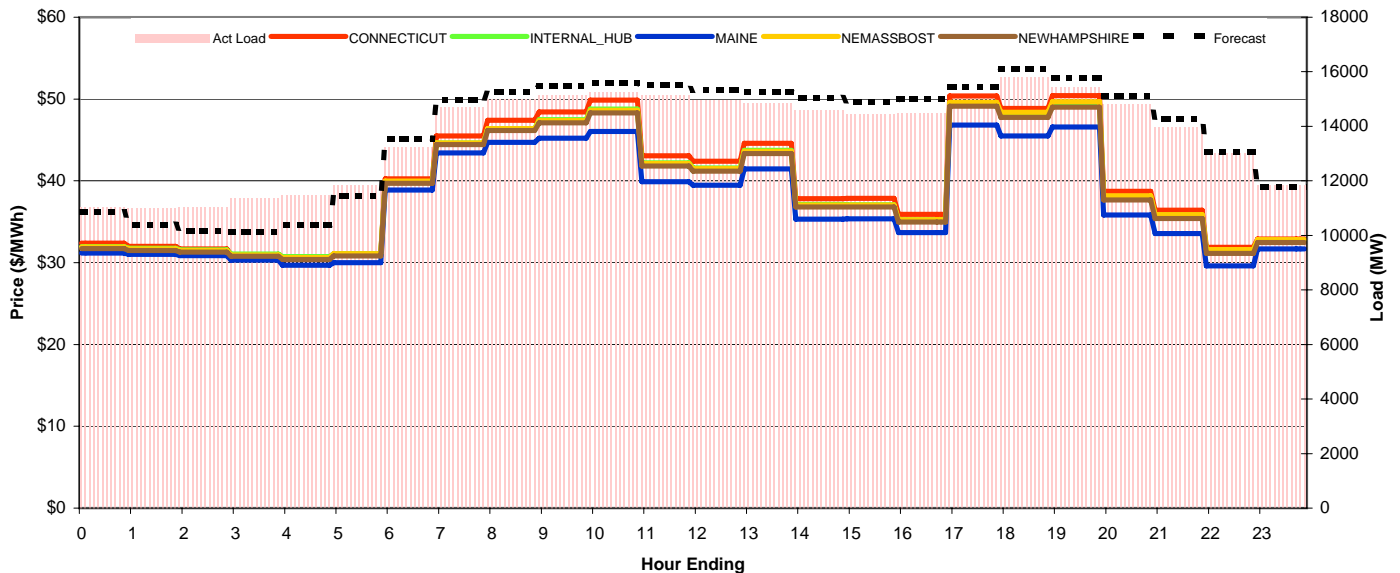
Day-Ahead Prices and Cleared Load

	HE1	HE2	HE3	HE4	HE5	HE6	HE7	HE8	HE9	HE10	HE11	HE12	HE13	HE14	HE15	HE16	HE17	HE18	HE19	HE20	HE21	HE22	HE23	HE24	avg all/peak
CONNECTICUT	32.39	31.29	31.92	32.31	31.29	31.29	42.35	48.52	47.35	48.65	48.85	49.01	47.76	48.02	43.91	45.37	46.81	50.76	54.89	48.10	45.49	41.08	36.28	33.45	42 / 47
NEMASSBOST	31.55	30.49	31.1	31.48	30.49	30.49	41.26	47.28	46.14	47.4	47.59	47.75	46.53	46.79	42.77	44.21	45.61	49.45	53.48	46.87	44.32	40.03	35.34	32.59	41 / 46
NEWHAMPSHIRE	31.42	30.36	30.97	31.35	30.36	30.36	41.09	47.08	45.94	47.2	47.39	47.55	46.34	46.59	42.59	44.02	45.41	49.25	53.26	46.67	44.13	39.86	35.19	32.45	41 / 46
MAINE	30.31	29.28	29.87	30.24	29.28	29.28	39.63	45.41	44.31	45.53	45.71	45.86	44.69	44.94	41.08	42.46	43.80	47.50	51.37	45.01	42.57	38.44	33.94	31.30	40 / 44
INTERNAL_HUB	31.63	30.56	31.18	31.56	30.56	30.56	41.36	47.39	46.24	47.51	47.7	47.86	46.64	46.89	42.87	44.31	45.72	49.57	53.61	46.98	44.43	40.12	35.43	32.67	41 / 46
DA Load (GW)	10.3	10.3	10.4	10.5	10.5	10.8	12.9	14.2	14.4	14.4	14.3	14.5	14.3	14.0	14.2	13.9	14.1	14.6	15.3	14.8	14.3	13.2	12.0	10.6	



Preliminary Real-Time Prices with Forecasted and Actual System Load

	HE1	HE2	HE3	HE4	HE5	HE6	HE7	HE8	HE9	HE10	HE11	HE12	HE13	HE14	HE15	HE16	HE17	HE18	HE19	HE20	HE21	HE22	HE23	HE24	avg all/peak
CONNECTICUT	32.40	31.98	31.69	30.99	30.67	31.09	40.25	45.48	47.40	48.43	49.86	43.05	42.41	44.60	37.81	37.88	35.92	50.39	48.87	50.41	38.72	36.41	31.87	32.91	40 / 43
NEMASSBOST	31.92	31.7	31.47	30.93	30.62	31.11	39.96	44.63	46.39	47.37	48.63	42.11	41.5	43.6	37.05	37.03	35.23	49.58	48.37	49.67	38.16	35.85	31.59	32.82	39 / 42
NEWHAMPSHIRE	31.74	31.49	31.3	30.77	30.41	30.83	39.71	44.44	46.16	47.09	48.29	41.8	41.2	43.32	36.8	36.8	34.98	49.11	47.75	49.01	37.66	35.4	31.15	32.47	39 / 42
MAINE	31.18	31.02	30.86	30.31	29.67	88.00	38.87	43.40	44.71	45.23	46.03	39.88	39.45	41.45	35.32	35.37	33.68	46.80	45.50	46.57	35.81	33.57	29.60	31.69	40 / 40
INTERNAL_HUB	31.97	31.77	31.58	31.06	30.75	31.11	39.89	44.61	46.39	47.48	48.78	42.2	41.59	43.71	37.1	37.09	35.25	49.51	48.08	49.48	38.05	35.84	31.55	32.72	39 / 42
Forecast	10.86	10.40	10.15	10.13	10.37	11.44	13.55	14.95	15.26	15.46	15.60	15.50	15.33	15.25	15.04	14.89	15.00	15.44	16.10	15.77	15.13	14.26	13.06	11.78	14 / 15
(RT) - (DA Load)	0.71	0.71	0.66	0.84	0.98	0.97	0.35	0.45	0.61	0.80	0.91	0.69	0.61	0.80	0.42	0.56	0.43	0.45	0.54	0.65	0.45	0.77	1.07	1.25	



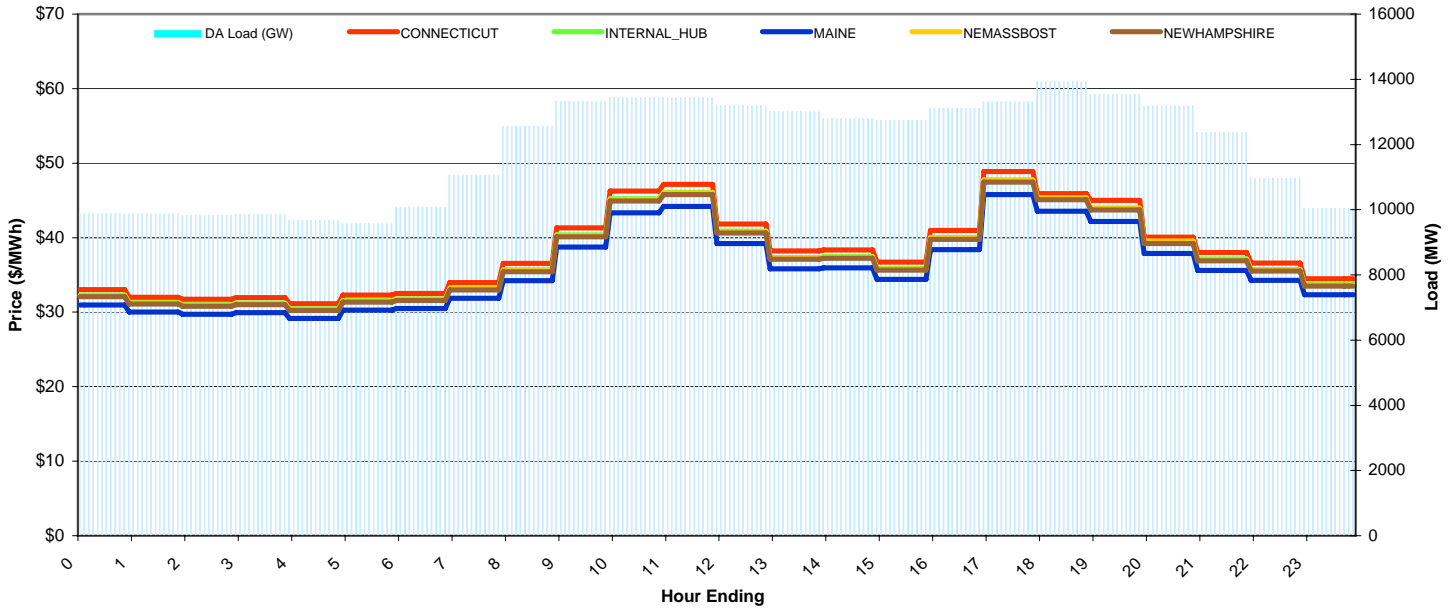
ISO-NE Daily Report

Saturday October 31, 2009

Price Color Codes: ≤0 >=100 >=200

Day-Ahead Prices and Cleared Load

	HE1	HE2	HE3	HE4	HE5	HE6	HE7	HE8	HE9	HE10	HE11	HE12	HE13	HE14	HE15	HE16	HE17	HE18	HE19	HE20	HE21	HE22	HE23	HE24	avg all/peak
CONNECTICUT	33.02	32.01	31.72	31.93	31.12	32.30	32.52	33.98	36.53	41.31	46.24	47.17	41.84	38.20	38.33	36.70	40.96	48.86	45.92	45.00	40.08	38.00	36.57	34.48	38 / 41
NEMASSBOST	32.2	31.21	30.93	31.14	30.35	31.5	31.72	33.14	35.6	40.29	45.1	46	40.81	37.26	37.38	35.79	39.95	47.66	45.34	43.89	39.54	37.06	35.67	33.63	37 / 40
NEWHAMPSHIRE	32.06	31.08	30.8	31	30.22	31.37	31.58	33	35.45	40.11	44.9	45.8	40.63	37.1	37.22	35.64	39.78	47.45	45.11	43.7	39.22	36.9	35.51	33.48	37 / 40
MAINE	30.95	30.00	29.73	29.92	29.17	30.28	30.48	31.86	34.22	38.72	43.34	44.21	39.22	35.81	35.93	34.40	38.40	45.80	43.54	42.18	37.87	35.62	34.28	32.32	36 / 38
INTERNAL_HUB	32.28	31.29	31.01	31.21	30.43	31.58	31.79	33.22	35.68	40.38	45.2	46.1	40.9	37.34	37.46	35.87	40.03	47.77	45.17	43.99	39.25	37.15	35.75	33.71	37 / 40
DA Load (GW)	9.9	9.9	9.8	9.9	9.7	9.6	10.1	11.1	12.6	13.3	13.5	13.5	13.2	13.0	12.8	12.7	13.1	13.3	13.9	13.5	13.2	12.4	11.0	10.0	



Preliminary Real-Time Prices with Forecasted and Actual System Load

	HE1	HE2	HE3	HE4	HE5	HE6	HE7	HE8	HE9	HE10	HE11	HE12	HE13	HE14	HE15	HE16	HE17	HE18	HE19	HE20	HE21	HE22	HE23	HE24	avg all/peak
CONNECTICUT	32.41	29.74	31.68	31.44	30.33	31.16	30.06	31.75	34.39	39.18	45.82	40.77	41.06	46.91	44.48	36.69	47.36	56.92	42.04	41.07	37.19	32.72	32.76	31.88	37 / 41
NEMASSBOST	32.38	29.99	31.85	31.52	30.53	31.31	30.53	31.93	34.52	39.31	45.76	40.72	40.95	47.06	44.59	36.72	47.4	56.96	42.24	41.13	37.15	32.85	32.85	31.96	38 / 41
NEWHAMPSHIRE	31.99	29.63	31.5	31.21	30.22	30.99	30.22	31.56	34.08	38.8	45	39.94	40.25	46.32	43.96	36.27	46.62	55.83	41.33	40.28	36.41	32.38	32.45	31.6	37 / 40
MAINE	31.39	29.02	30.81	30.49	29.51	88.00	29.74	30.85	33.13	37.40	42.86	37.82	38.17	44.23	42.00	34.80	44.21	52.70	39.06	37.99	34.47	30.80	31.35	30.73	38 / 38
INTERNAL_HUB	32.23	29.79	31.78	31.51	30.51	31.32	30.33	31.71	34.29	39.05	45.42	40.41	40.66	46.68	44.18	36.43	47.02	56.38	41.73	40.69	36.86	32.55	32.58	31.76	37 / 40
Forecast	10.74	10.18	9.82	9.72	9.71	10.07	10.90	11.87	12.93	13.74	14.17	14.26	14.17	13.99	13.82	13.74	13.92	14.41	15.18	14.87	14.21	13.44	12.43	11.35	13 / 14
(RT) - (DA Load)	1.02	0.73	0.92	0.95	1.15	1.25	1.13	0.55	0.12	0.20	0.52	0.65	0.84	0.84	0.87	0.85	0.71	1.01	0.68	0.65	0.63	0.81	1.41	1.41	

