

CERT Animal Response I



Module Purpose

The purpose of this module is to teach CERT members emergency preparedness for animal owners and how to recognize specific animal behaviors.



Animal Categories

- This module covers the following animal categories:
 - Household pets and domesticated animals
 - Service animals
 - For-profit animals
 - Non-commercial livestock
 - Wildlife
 - Exotic animals

What You Will Learn

- Animal Issues in Emergency Management
- Animal-Related Emergency Management Functions
- Disaster Planning for Animals
- General Animal Behavior
- Preview of *CERT Animal Response II*

Module Objectives

- Explain why animal issues are an important consideration in emergency management
- Demonstrate knowledge of animal-related emergency management functions
- Explain emergency preparedness for animal owners
- Describe general guidelines for handling animals

Importance of Animal Issues



Animal-Related Emergency Functions



Disaster Planning for Your Animals



Preparing for a Disaster

- CERTs should prepare by:
 - Identifying potential hazards
 - Mitigating the impact of hazards
 - Creating a disaster plan
 - Assembling disaster supplies
 - Participating in training and exercises
 - Knowing your community's disaster response plan

Identifying Potential Hazards

- What types of disasters could occur in your community?
 - Natural
 - Technological
 - Terrorist
- How could a disaster affect your animals?

Mitigating the Impact of Hazards

- Reducing the impact of disasters
- Making changes that protect properties or facilities
- Examples:
 - Encourage animal facilities to relocate out of disaster-prone areas
 - Encourage animal facilities to have emergency plans, including evacuation plans
 - Encourage livestock owners to develop plans to remove animals when flooding is a threat

Creating a Disaster Plan for Animals

- Preparing to Evacuate Your Pet/Service Animal
- Preparing to Stay at Home With Pets/Service Animals During a Disaster
- Pet/Service Animal Care After a Disaster
- Preparations for Livestock
- Special Considerations for Exotic Animals

Preparing to Evacuate Your Pet/Service Animal

- Identify where you will stay if evacuated
- Plan your evacuation routes
- Update vaccinations and identification tags
- Gather evacuation supplies
- Make a plan for evacuating without your pet

Preparing to Stay at Home with Pets/Service Animals

- Bring pets inside
- Have newspaper on hand
- Be aware that animals may isolate themselves if afraid
- Separate dogs and cats
- Separate smaller pets away from cats and dogs



Caring for Pets and Service Animals After a Disaster

- Animal behavior may change after a disaster
- Leash pets for the first few days
- Displaced wildlife may pose a threat to pets
- Downed power lines are another hazard



Making Preparations for Livestock

- Ensure all animals have identification
- Have an evacuation plan
 - Relocate on property
 - Transport animals to safe site
- Evacuation sites should be prepared for livestock
- If not evacuating, identify safest shelter
- Take precautions in severe cold weather

Special Considerations for Exotic Animals

- Owners should have a plan to secure animals during emergencies
- Exotics may need to be separated from other animals
- Exotics may need to be registered with authorities

Assembling a Disaster Supply Kit

- Evacuation Checklist
 - For pets/service animals
 - For livestock
- Shelter-in-Place Checklist
 - For pets/service animals
 - For livestock
- Post information for emergency personnel on your property

Grouping Animals

What do these animals have in common?



Characteristics of Predator Animals



Vision



Feet



Teeth



Instincts

Grouping Animals

What do these animals have in common?



Characteristics of Prey Animals



Vision



Feet



Teeth




Instincts



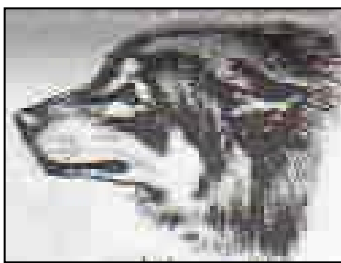

Animal Domestication

- Breeding species for desired characteristics
- Domesticated animal behavior
- Domesticated animals may revert to instinctive behavior
- Predator animals may chase and attack
- Prey animals may run or hide

Dog Facial Expressions



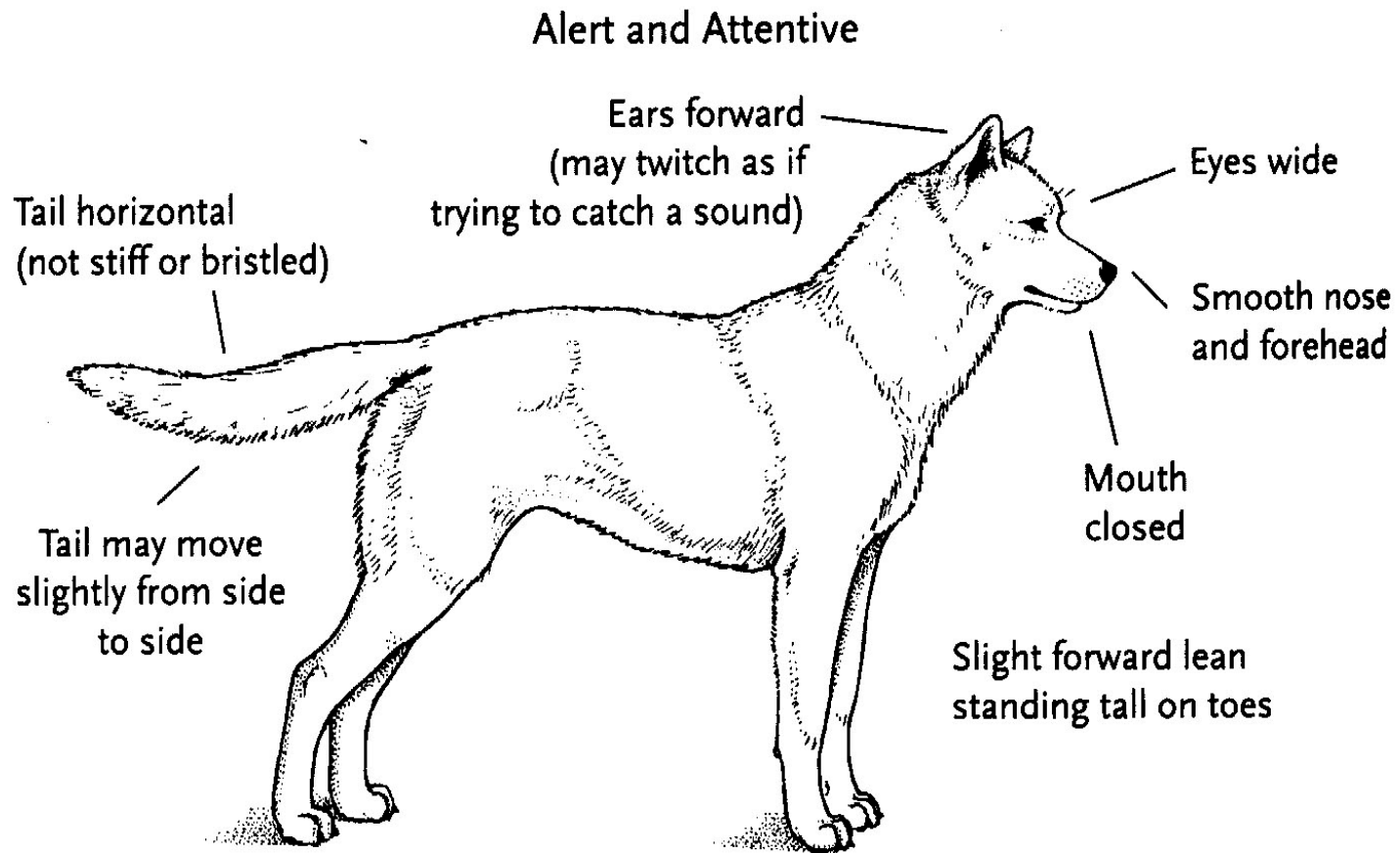
Increasing Aggression



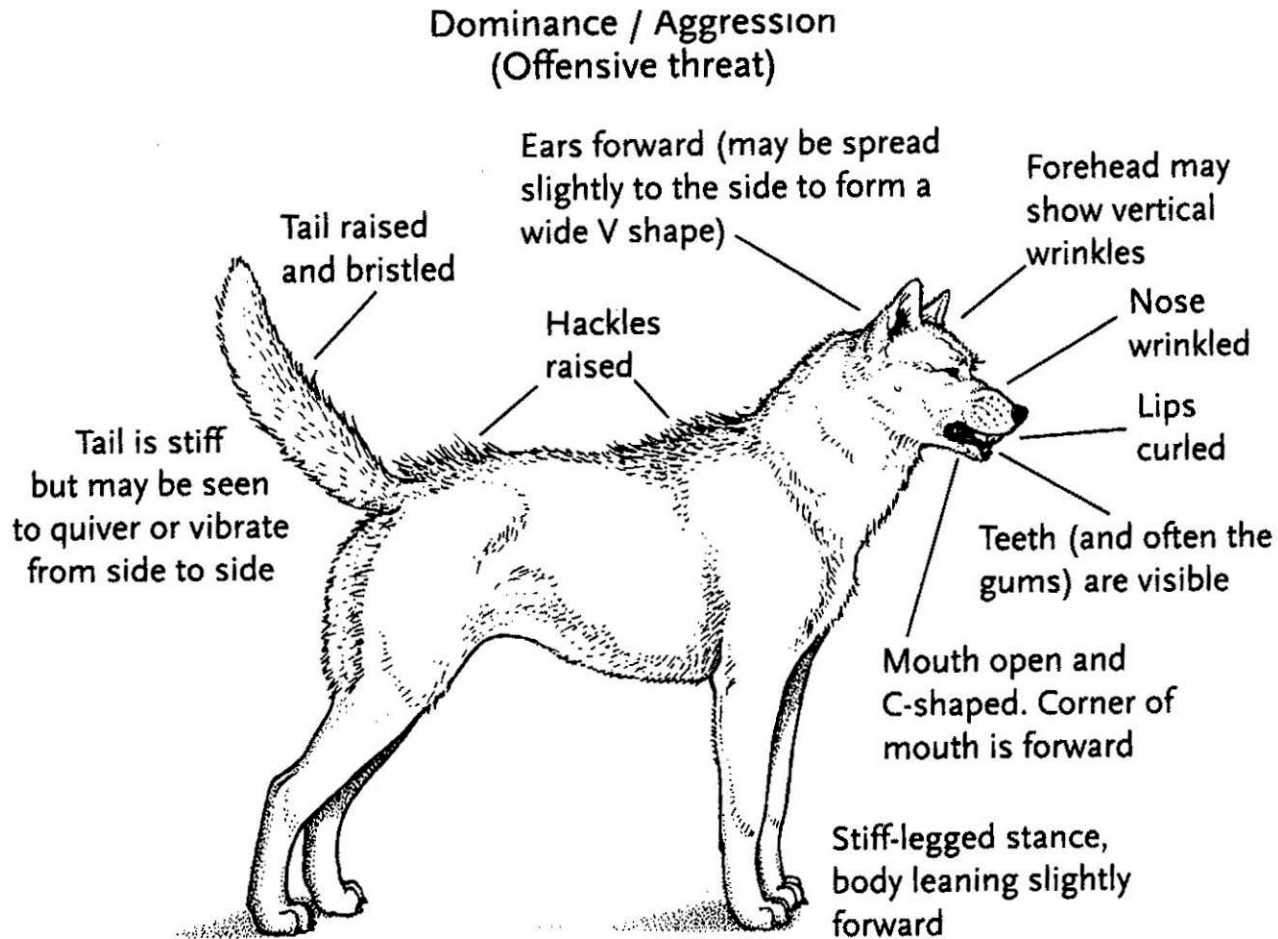
Increasing Fear



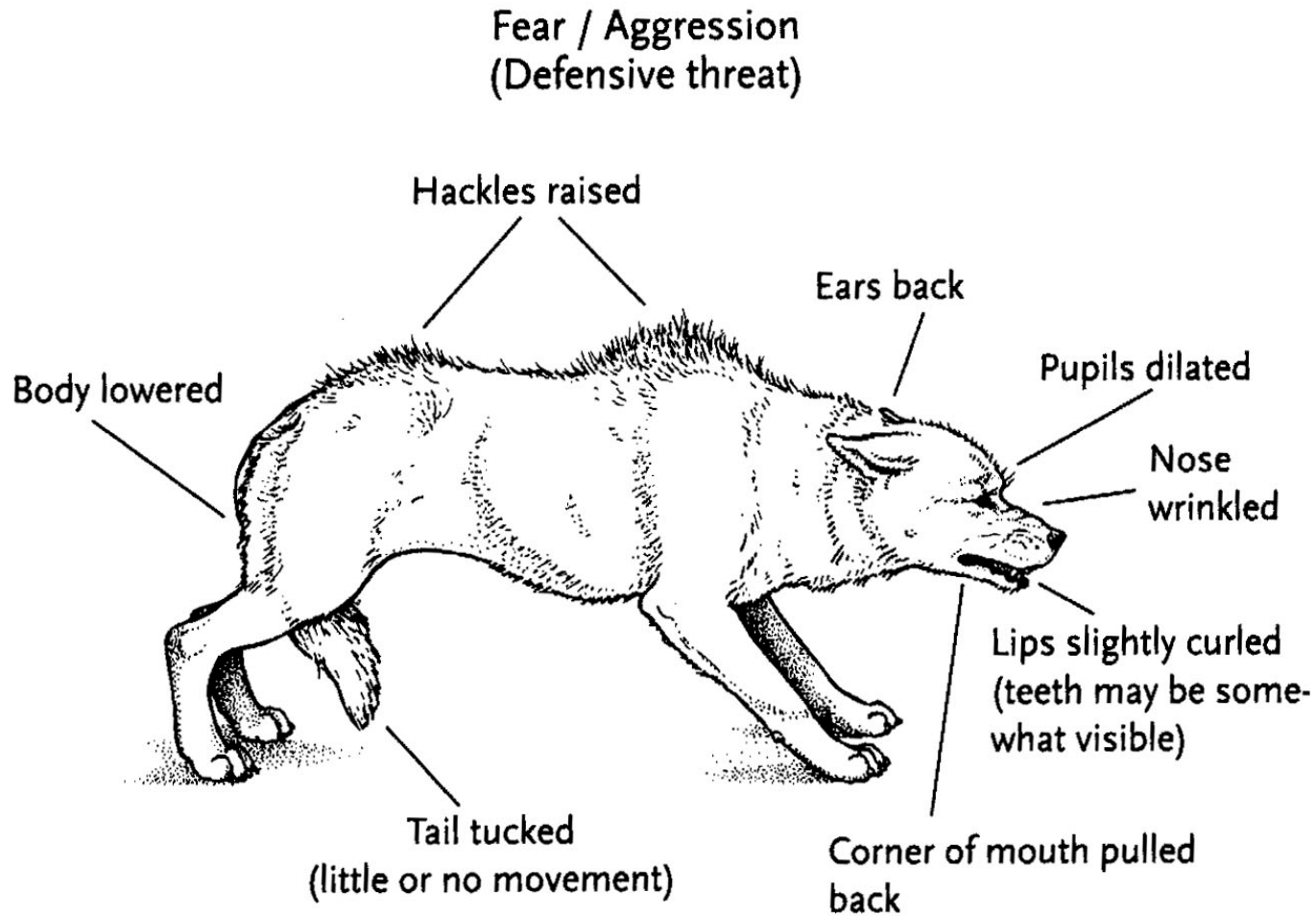
Dog Body Language



Dog Body Language (cont'd)

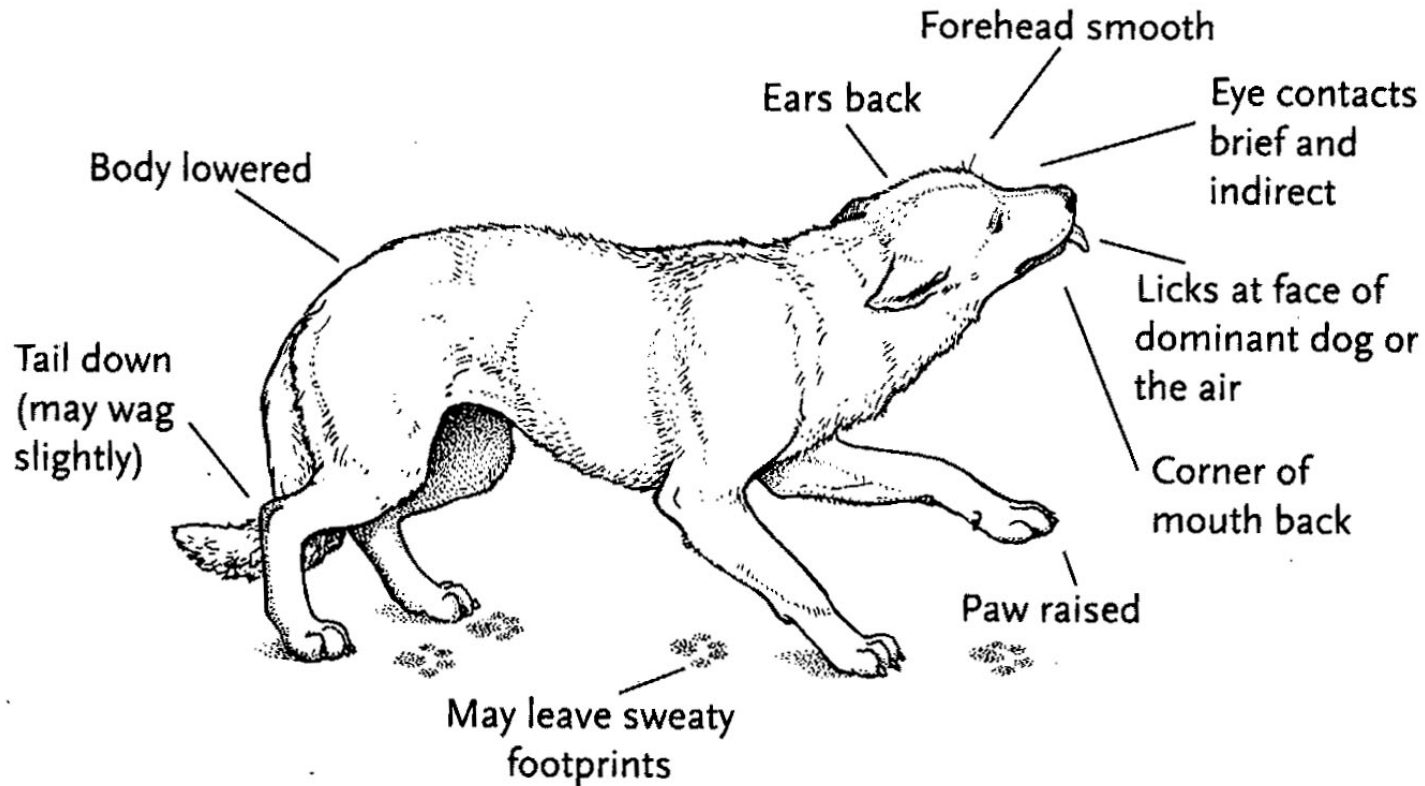


Dog Body Language (cont'd)



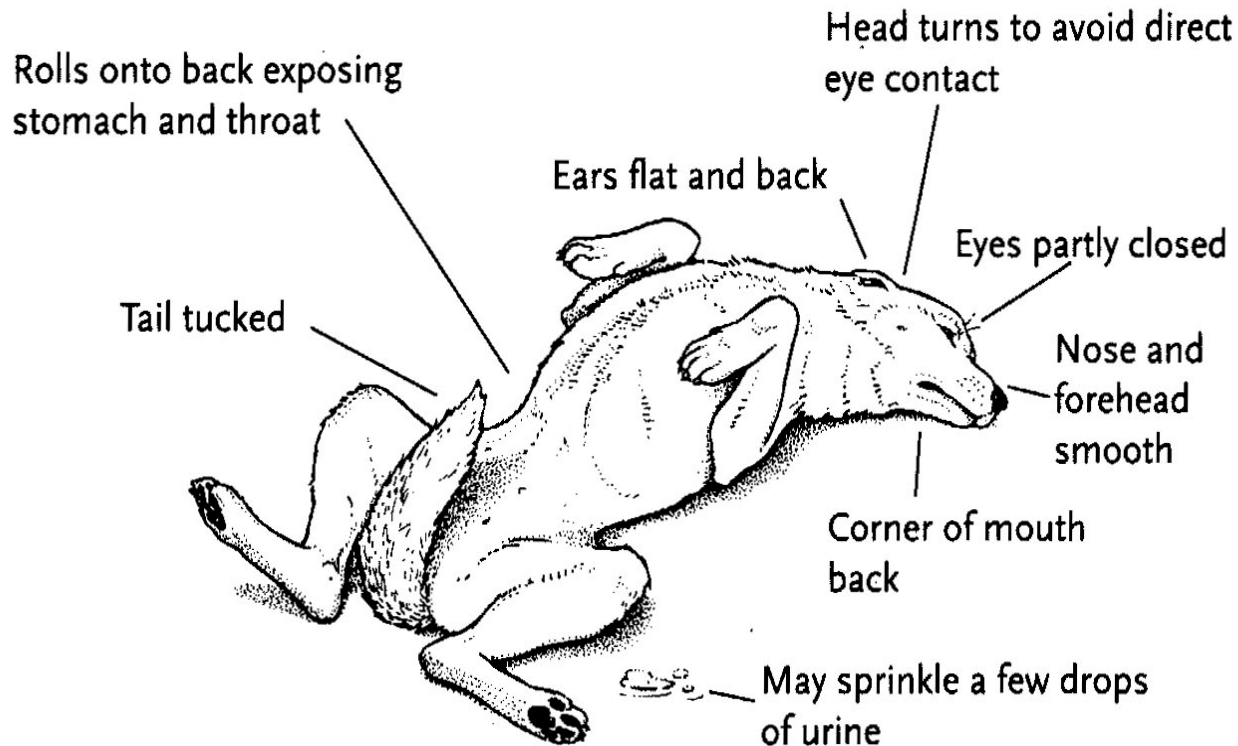
Dog Body Language (cont'd)

Fear / Submission
(Active submission)



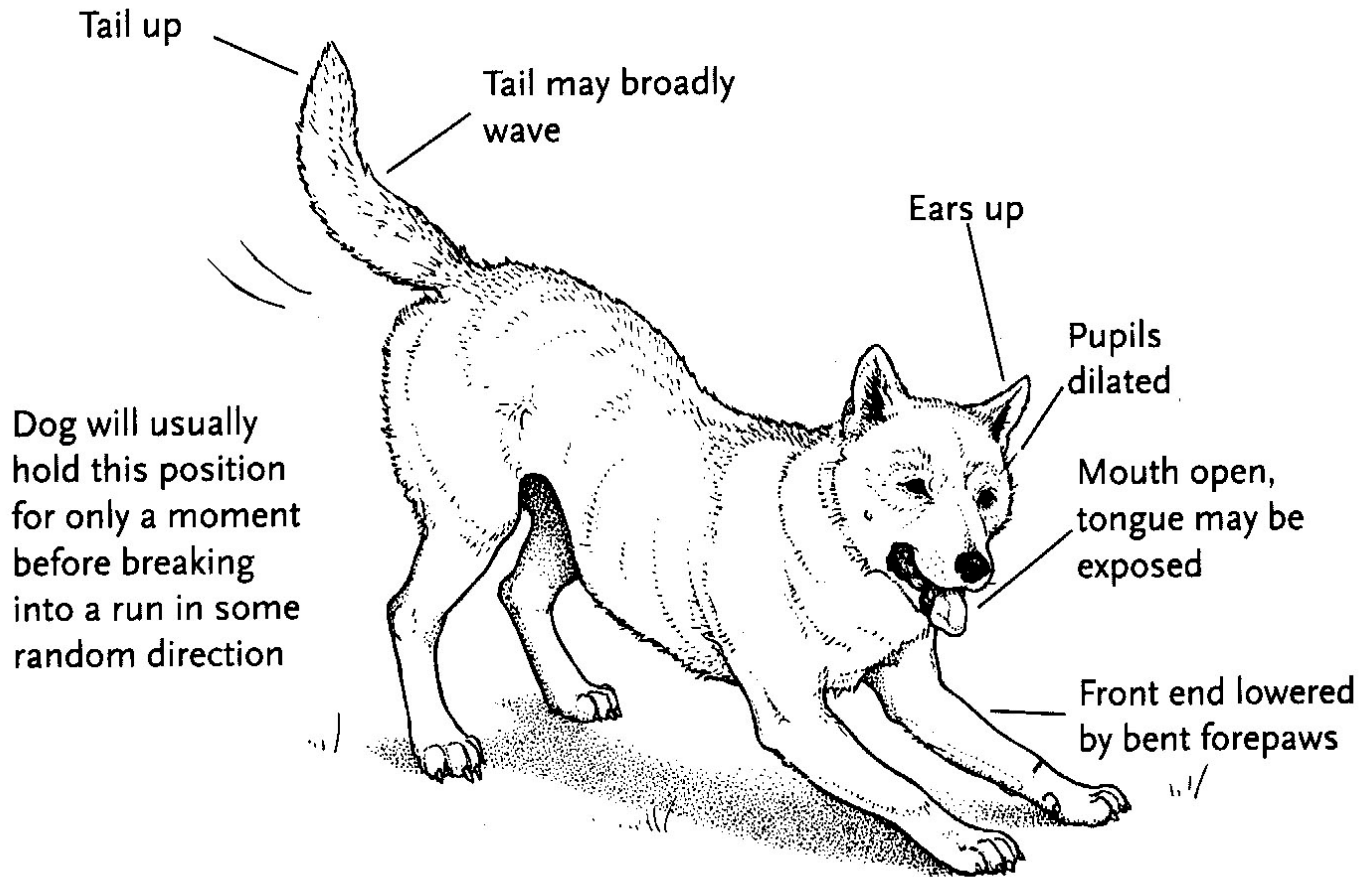
Dog Body Language (cont'd)

Extreme fear / Total submission
(Passive submission)




Dog Body Language (cont'd)

Playfulness



Cat Body Language




Cat Body Language (cont'd)



Horses, Cattle, and Swine

- Horses
 - Instincts
 - Senses
 - Behavior
 - Body language
- Cattle
 - Bovines
 - Bulls
 - Tips
- Swine



Identifying Animal Behavior



Animal Response I

Identifying Animal Behavior (cont'd)



Identifying Animal Behavior (cont'd)



Identifying Animal Behavior (cont'd)



Animal Response I

Identifying Animal Behavior (cont'd)



Animal Response I

Identifying Animal Behavior (cont'd)



Animal Response I

Identifying Animal Behavior (cont'd)



Preview of *Animal Response II*



Animal Response I

Preview of *Animal Response II* (cont'd)

- Come back for *Animal Response II* to learn:
 - Your role as a CERT member responding to animal issues
 - How to protect yourself during animal encounters
 - Knowledge and skills for CERT functions involving animals

Module Summary

- In this module, we reviewed:
 - Animal Issues in Emergency Management
 - Animal-Related Emergency Management Functions
 - Preparedness for Your Animals
 - General Animal Behavior