



## DoD Numbers for Traumatic Brain Injury Worldwide – Totals

2000 - 2012 Q1

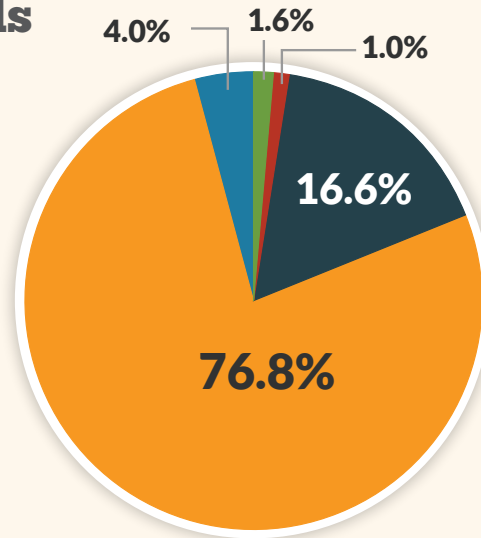
<span style="color: green;">■</span> Penetrating	3,877
<span style="color: red;">■</span> Severe	2,469
<span style="color: darkblue;">■</span> Moderate	40,449
<span style="color: orange;">■</span> Mild	187,539
<span style="color: blue;">■</span> Not Classifiable	9,883

---

**Total - All Severities**      **244,217**

Source: Defense Medical Surveillance System (DMSS), Theater Medical Data Store (TMDS)

Prepared by MHS Office of Strategic Communications



2000 - 2012 Q1, as of 16 May 2012

Worldwide numbers represent medical diagnoses of TBI that occurred anywhere U.S. forces are located including the continental United States since 2000.

**Concussion/Mild TBI is characterized by the following:** A confused or disoriented state which lasts less than 24 hours; loss of consciousness for up to 30 minutes; memory loss lasting less than 24 hours; and structural brain imaging (MRI or CT scan) yielding normal results.

**Moderate TBI is characterized by the following:** A confused or disoriented state which lasts more than 24 hours; loss of consciousness for more than 30 minutes, but less than 24 hours; memory loss lasting greater than 24 hours but less than seven days; and structural brain imaging yielding normal or abnormal results.

**Severe TBI is characterized by the following:** A confused or disoriented state which lasts more than 24 hours; loss of consciousness for more than 24 hours; memory loss for more than seven days; and structural brain imaging yielding normal or abnormal results.

**Penetrating TBI, or open head injury, is characterized by the following:** A head injury in which the dura mater, the outer layer of the meninges, is penetrated. Penetrating injuries can be caused by high-velocity projectiles or objects of lower velocity such as knives, or bone fragments from a skull fracture that are driven into the brain.



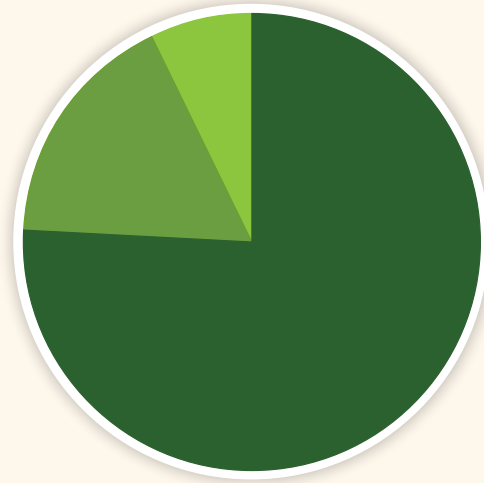
# DoD Numbers for Traumatic Brain Injury Worldwide – Army

2000 - 2012 Q1

<span style="display:inline-block; width:15px; height:15px; background-color:#1a522a; border:1px solid black;"></span> Active	107,545
<span style="display:inline-block; width:15px; height:15px; background-color:#558b2f; border:1px solid black;"></span> Guard	23,866
<span style="display:inline-block; width:15px; height:15px; background-color:#92d050; border:1px solid black;"></span> Reserves	10,195

---

**Total - Army** **141,606**



Source: Defense Medical Surveillance System (DMSS), Theater Medical Data Store (TMDS)

Prepared by MHS Office of Strategic Communications

2000 - 2012 Q1, as of 16 May 2012

Service	Component	Severity	Diagnosed
Army	Active	Penetrating	1,895
		Severe	1,123
		Moderate	17,086
		Mild	80,426
		Not Classifiable	7,015
	Guard	Penetrating	364
		Severe	239
		Moderate	3,941
		Mild	18,185
		Not Classifiable	1,137
	Reserves	Penetrating	128
		Severe	81
		Moderate	1,693
		Mild	7,808
		Not Classifiable	485

2000 - 2012 Q1, as of 16 May 2012

Source: Defense Medical Surveillance System (DMSS), Theater Medical Data Store (TMDS)  
Prepared by MHS Office of Strategic Communications



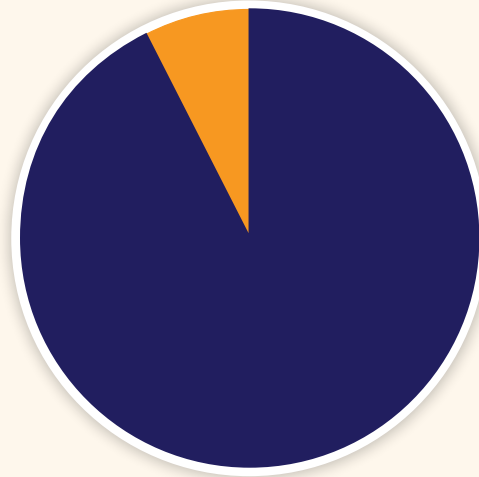
# DoD Numbers for Traumatic Brain Injury Worldwide – Navy

2000 - 2012 Q1

Active	31,064
Reserves	2,463

---

**Total - Navy** **33,527**



Source: Defense Medical Surveillance System (DMSS), Theater Medical Data Store (TMDS)

Prepared by MHS Office of Strategic Communications

2000 - 2012 Q1, as of 16 May 2012

Service	Component	Severity	Diagnosed
Navy	Active	Penetrating	446
		Severe	309
		Moderate	5,705
		Mild	24,259
		Not Classifiable	345
	Reserves	Penetrating	35
		Severe	20
		Moderate	434
		Mild	1,951
		Not Classifiable	23

2000 - 2012 Q1, as of 16 May 2012

Source: Defense Medical Surveillance System (DMSS), Theater Medical Data Store (TMDS)  
Prepared by MHS Office of Strategic Communications



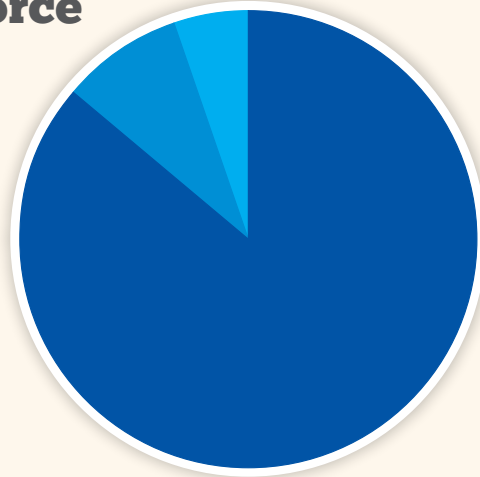
# DoD Numbers for Traumatic Brain Injury Worldwide – Air Force

2000 - 2012 Q1

<span style="color: #0056b3;">■</span> Active	28,937
<span style="color: #00a0e3;">■</span> Guard	2,857
<span style="color: #00bfff;">■</span> Reserves	1,716

---

**Total - Air Force** **33,510**



Source: Defense Medical Surveillance System (DMSS), Theater Medical Data Store (TMDS)

Prepared by MHS Office of Strategic Communications

2000 - 2012 Q1, as of 16 May 2012

Service	Component	Severity	Diagnosed
Air Force	Active	Penetrating	375
		Severe	270
		Moderate	4,306
		Mild	23,736
		Not Classifiable	250
	Guard	Penetrating	37
		Severe	17
		Moderate	420
		Mild	2,362
		Not Classifiable	21
	Reserves	Penetrating	19
		Severe	17
		Moderate	259
		Mild	1,404
		Not Classifiable	17

2000 - 2012 Q1, as of 16 May 2012

Source: Defense Medical Surveillance System (DMSS), Theater Medical Data Store (TMDS)  
Prepared by MHS Office of Strategic Communications



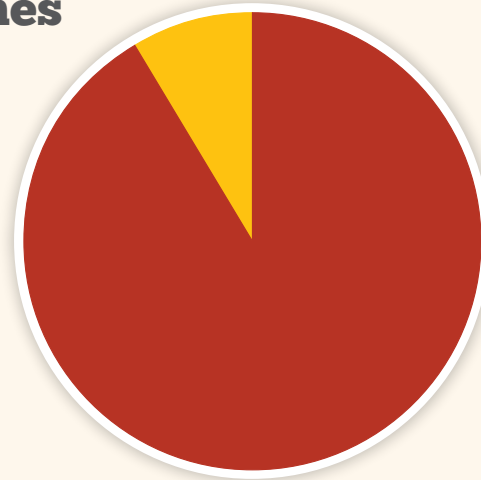
## DoD Numbers for Traumatic Brain Injury Worldwide – Marines

2000 - 2012 Q1

Active	32,516
Reserves	3,058

---

**Total - Marines**                      **35,574**



Source: Defense Medical Surveillance System (DMSS), Theater Medical Data Store (TMDS)

Prepared by MHS Office of Strategic Communications

2000 - 2012 Q1, as of 16 May 2012

Service	Component	Severity	Diagnosed
Marines	Active	Penetrating	531
		Severe	367
		Moderate	6,026
		Mild	25,037
		Not Classifiable	555
	Reserves	Penetrating	47
		Severe	26
		Moderate	579
		Mild	2,371
		Not Classifiable	35

2000 - 2012 Q1, as of 16 May 2012

Source: Defense Medical Surveillance System (DMSS), Theater Medical Data Store (TMDS)  
Prepared by MHS Office of Strategic Communications