

SOLICITATION, OFFER AND AWARD

1. THIS CONTRACT IS RATED ORDER UNDER DPAS (15 CFR 700) RATING **N/A** PAGE OF 1 PAGES 561

2. CONTRACT NO. DE-AC27-08RV14800 3. SOLICITATION NO. DE-RP06-07RV14800 4. TYPE OF SOLICITATION SEALED BID (IFB) (RFP) 5. DATE ISSUED 6. REQUISITION PURCHASE NO.

ISSUED BY U.S. Department of Energy Office of River Protection Acquisition Management Division P.O. Box 450 Richland, WA 99352 CODE 8. ADDRESS OFFER TO (If other than Item 7) ATTN: Joseph C. Poniatowski, Contracting Officer U.S. Department of Energy Richland Operations Office/Procurement Division P.O. Box 550 Richland, WA 99352

NOTE: In sealed bid solicitations "offer" and "offeror" mean "bid" and "bidder."

SOLICITATION

9. Sealed offers in original and **See Section L** copies for furnishing the supplies or services in the Schedule will be received at the place specified in Item 8, or if handcarried, in the depository located in **See Section L** until **4:00p.m.** (hour) local time **09/24/2007** (date).

CAUTION-LATE Submissions, Modifications, and Withdrawals: See Section L, Provision No. 52.214-7 or 52.215-1. All offers are subject to all terms and conditions in this solicitation.

10. FOR INFORMATION CALL A. NAME **Joseph C. Poniatowski** B. TELEPHONE NO. (NO COLLECT CALLS) **(509) 376-6722** C. E-Mail Address: **toc@rl.gov**

11. TABLE OF CONTENTS

(x)	SEC.	DESCRIPTION	PAGE(S)	(x)	SEC.	DESCRIPTION	PAGE(S)
PART I - THE SCHEDULE				PART II - CONTRACT CLAUSES			
X	A	SOLICITATION/CONTRACT FORM	1	X	I	CONTRACT CLAUSES	23
X	B	SUPPLIES OR SERVICES AND PRICES/COSTS	21	PART III - LIST OF DOCUMENTS, EXHIBITS, ATTACHMENTS			
X	C	DESCRIPTION/SPECS./WORK STATEMENT	64	X	J	LIST OF ATTACHMENTS	323
X	D	PACKAGING AND MARKING	2	PART IV - REPRESENTATIONS AND INSTRUCTIONS			
X	E	INSPECTION AND ACCEPTANCE	5	X	K	REPS., CERTS, STATEMENTS OF OFFERORS	8
X	F	DELIVERIES OR PERFORMANCE	3	X	L	INSTRS., CONDS., NOTICES TO OFFERORS	55
X	G	CONTRACT ADMINISTRATION DATA	4	X	M	EVALUATION FACTORS FOR AWARD	55
X	H	SPECIAL CONTRACT REQUIREMENTS	46				

OFFER (Must be fully completed by Offeror)

NOTE: Item 12 does not apply if the solicitation includes the provisions at 52.214-16, Minimum Bid Acceptance Period.

12. In compliance with the above, the undersigned agrees, if this offer is accepted within 270 calendar days (60 calendar days unless a different period is inserted by the offeror) from the date for receipt of offers specified above, to furnish any or all items upon which prices are offered at the price set opposite each item, delivered at the designated point(s), within the time specified in the schedule.

DISCOUNT FOR PROMPT PAYMENT 10 CALENDAR DAYS 20 CALENDAR DAYS 30 CALENDAR DAYS CALENDAR DAYS
N/A % % % %

14. ACKNOWLEDGMENT OF AMENDMENTS (The offeror acknowledges receipt of amendments to the Solicitation for offerors and related documents numbered and dated):

AMENDMENT NO.	DATE	AMENDMENT NO.	DATE
A001	7/12/07	A002	7/25/07
A003	8/10/07	A004	8/16/07
A005	8/21/07	A006	9/18/07

15A. NAME AND ADDRESS OF OFFEROR: CODE **4UWU0** FACILITY **Washington River Protection Solutions LLC 723 The Parkway Richland, WA 99352** DUNS # of Offeror: **806500521** 16. NAME AND TITLE OF PERSON AUTHORIZED TO SIGN OFFER (Type or print) **William J. Johnson, President Washington River Protection Solutions LLC**

15B. TELEPHONE NO. **(208) 351-9264** 15C. CHECK IF REMITTANCE ADDRESS IS DIFFERENT FROM ABOVE - ENTER SUCH ADDRESS IN SCHEDULE 17. SIGNATURE **ORIGINAL SIGNED BY** 18. OFFER DATE **9-24-07**

AWARD (To be completed by Government)

19. ACCEPTED AS TO ITEMS NUMBERED 20. AMOUNT **\$7,096,024,000.00** 21. ACCOUNTING AND APPROPRIATION

22. AUTHORITY FOR USING OTHER THAN FULL AND OPEN COMPETITION: 10 U.S.C. 2304(c) () 41 U.S.C. 235(c) () 23. SUBMIT INVOICES TO ADDRESS SHOWN IN (4 copies unless otherwise specified) ITEM N/A

24. ADMINISTERED BY (If other than Item 7) CODE 25. PAYMENT WILL BE MADE BY CODE **See Section G**

26. NAME OF CONTRACTING OFFICER (Type or print) **Joseph C. Poniatowski** 27. UNITED STATES OF AMERICA **ORIGINAL SIGNED BY (Signature of Contracting Officer)** 28. AWARD DATE **29 May 08**

IMPORTANT - Award will be made on this Form or on Standard Form 26 or by other authorized official written notice.

PART I – THE SCHEDULE

SECTION B

SUPPLIES OR SERVICES AND PRICES/COSTS

TABLE OF CONTENTS

B.1	TYPE OF CONTRACT	1
B.2	ITEM(S) BEING ACQUIRED.....	1
B.3	OBLIGATION AND AVAILABILITY OF FUNDS.....	2
B.4	CONTRACT COST AND CONTRACT FEE.....	2
B.5	CHANGES TO CONTRACT COST AND CONTRACT FEE	3
B.6	BASIS FOR TOTAL AVAILABLE FEE	7
B.7	FEE STRUCTURE	7
B.8	FEE DETERMINATION AND PAYMENT.....	8
B.9	FEE REDUCTIONS	9
B.10	SMALL BUSINESS SUBCONTRACTING FEE REDUCTION	10
B.11	ALLOWABILITY OF SUBCONTRACTOR FEE.....	11
B.12	DEAR 970.5215-3, CONDITIONAL PAYMENT OF FEE, PROFIT, AND OTHER INCENTIVES – FACILITY MANAGEMENT CONTRACTS (ALTERNATE II) (JAN 2004) [DEVIATION].....	11
B.13	CONDITIONAL PAYMENT OF FEE (CPOF) DOE OFFICE OF RIVER PROTECTION SITE-SPECIFIC PERFORMANCE CRITERIA/REQUIREMENTS.....	18
B.14	DOE AUTHORIZATION OF WORK.....	20

B.1 TYPE OF CONTRACT

This is a performance-based Cost-Plus-Award Fee Contract to directly support the environmental clean-up mission with a fee structure that provides a strong financial motivation for the Contractor to furnish safe, compliant, cost-effective and energy-efficient services to further the U.S. Department of Energy (DOE) Office of River Protection (ORP) mission to store, retrieve and treat Hanford tank waste, store and dispose of treated waste, and close the tank farm waste management areas to protect the Columbia River.

B.2 ITEM(S) BEING ACQUIRED

- (a) The Contractor shall, in accordance with the terms of this Contract (Contract refers solely to the Tank Operations Contract), provide the personnel, equipment, materials, supplies, and services, and do all things necessary for, or incident to, providing its best efforts to perform all requirements of this Contract.
- (b) For purposes of cost collection, reporting, work authorization, and administration of the Contract fee structure, the Contract consists of 19 activities divided among six (6) Contract Line Item Numbers (CLINs) and authorized in accordance with the Section B Clause entitled, *DOE Authorization of Work*. The activities identified below are further defined in Section J Attachment entitled, *Supplemental Work Description Tables*:
 - (1) *CLIN 1 – Base Operations*:
 - a. Sub-CLIN 1.1: Transition;
 - b. Sub-CLIN 1.2: Safe, Compliant Operations; and
 - c. Sub-CLIN 1.3: Analytical Laboratory Support.
 - (2) *CLIN 2 – Single-Shell Tank (SST) Retrieval and Closure*:
 - a. Sub-CLIN 2.1: Single-Shell Tank Retrieval; and
 - b. Sub-CLIN 2.2: Single-Shell Tank Farm (Waste Management Area) Closure.
 - (3) *CLIN 3 – Waste Treatment and Immobilization Plant (WTP) Support*:
 - a. Sub-CLIN 3.1: Treatment Planning, Waste Feed Delivery, and WTP Transition;
 - b. Sub-CLIN 3.2: WTP Operational Readiness; and
 - c. Sub-CLIN 3.3: Immobilized High-Level Waste (IHLW) Storage and Shipping Facility Construction.
 - (4) *CLIN 4 – Supplemental Treatment*:
 - a. Sub-CLIN 4.1: Demonstration Bulk Vitrification System (DBVS) Construction and Operations;
 - b. Sub-CLIN 4.2: Extended Demonstration Bulk Vitrification System Operations;

- c. Sub-CLIN 4.3: Supplemental Treatment Design
 - d. Sub-CLIN 4.4: Supplemental Treatment Construction and Operations
 - e. Sub-CLIN 4.5: Transuranic Tank Waste Treatment and Packaging.
- (5) *CLIN 5 – Early Feed and Operation of the WTP Low Activity Waste (LAW) Facility:*
- a. Sub-CLIN 5.1: Tank Selection, Retrieval, Pretreatment and Feed Delivery Design;
 - b. Sub-CLIN 5.2: Retrieval, Pretreatment and Feed Delivery Construction and Operations;
 - c. Sub-CLIN 5.3: Upgrade and Operate the Effluent Treatment Facility (ETF); and
 - d. Sub-CLIN 5.4: LAW/BOF/LAB Operations.
- (6) *CLIN 6 – Pension and Welfare Plans:*
- a. Sub-CLIN 6.1: Hanford Employee Retirement and Benefit Plan Management; and
 - b. Sub-CLIN 6.2: Legacy Pension and Benefit Plan Management.

B.3 OBLIGATION AND AVAILABILITY OF FUNDS

- (a) Obligation of Funds. Pursuant to the Section I Clause entitled, *FAR 52.232-22, Limitation of Funds*, total funds in the amount of [to be provided with Notice to Proceed NTP] have been allotted for obligation and are available for payment of services provided from the effective date of this Contract through [to be provided with NTP].
- (b) Availability of Funds. Except as may be specifically provided in the Section I Clause entitled, *DEAR 952.250-70, Nuclear Hazards Indemnity Agreement*, the duties and obligations of DOE hereunder calling for the expenditure of appropriated funds shall be subject to the availability of funds appropriated by the U.S. Congress that DOE may legally spend for such purposes.

B.4 CONTRACT COST AND CONTRACT FEE

This Section establishes the *Total Contract Cost* and *Contract Fee*. Within Table B.4-1:

- (a) *Contract Period* is defined as the *Transition Period, Base Period, and Option Period(s)* (if exercised) described in the Section F Clause entitled, *Period of Performance*.
- (b) *Contract Cost* is defined as all costs initially proposed by the Contractor.
- (c) *Available Fee* is defined as the maximum amount of fee that may be earned under the Contract by Contract period.
- (d) *Contract Price* in Table B.4-1 is the sum of *Contract Cost* and *Available Fee*, in each year of Contract performance.

- (e) *Total Contract Cost* is defined as the cumulative *Contract Cost* for all Contract periods.
- (f) *Total Available Fee* is defined as the cumulative *Available Fee* for all Contract periods.
- (g) *Total Contract Price* is defined as the sum of *Total Contract Cost* and *Total Available Fee*.
- (h) *Contract Line Item Number (CLIN)* references a specific category of work as defined in the Section C, *Statement of Work*. Proposed costs shall be appropriately categorized into the individual CLINs in Table B.4-1.
- (i) *Contract Cost, Contract Price, and Available Fee* by Fiscal Year and by Sub-CLIN will be adjusted annually by the Contracting Officer upon approval of the Performance Measurement Baseline, and whenever changes affecting the table are made under the Section I Clause entitled, *Changes – Cost Reimbursement*.

B.5 CHANGES TO CONTRACT COST AND CONTRACT FEE

(a) Funding.

- (1) DOE intends to obligate funding to the Contract in accordance with the *Contract Price* shown by fiscal year in Table B.4-1, *Contract Cost and Contract Fee*. The Contractor shall not be entitled to an equitable adjustment to *Available Fee* if the obligated funding by fiscal year is within 10% of the amount shown in Table B.4-1.
- (2) If DOE does not obligate funding within the parameters detailed in paragraph (a)(1) above, the Contracting Officer may initiate a change or consider a request for an equitable adjustment to the *Contract Price* and/or Schedule in accordance with the Section I Clause entitled, *FAR 52.243-2, Changes – Cost Reimbursement, Alternates II, III, and IV*.

(b) Performance Risk.

- (1) Changes to *Total Available Fee* will accurately reflect the corresponding changes to the Contract with respect to performance risk as determined by DEAR 915.404-4-70, DOE structured profit and fee system and implemented by the profit-analysis factors defined in FAR 15.404-4, *Profit*. Accordingly, changes to the Contract resulting in an increase or decrease to the Contractor's performance risk as defined in FAR 15.404-4(d)(1), shall cause a proportionate increase or decrease to the *Total Available Fee*.
- (2) If performance risk changes, the Contracting Officer may initiate a change or consider a request for equitable adjustment to Contract Price and/or Schedule in accordance with the Section I Clause entitled, *FAR 52.243-2, Changes – Cost Reimbursement, Alternates II, III, and IV*.

Table B.4-1, Contract Cost and Contract Fee
 (\$'s in K)

Transition Period – FY 2008							
CLIN 1 Base Operations	Sub-CLIN 1.1	5,494					
Totals	Contract Cost	5,494					
	Contract Price	5,494					
Base Period							
		FY 2009	FY 2010	FY 2011	FY 2012	FY 2013	Totals
CLIN 1 Base Operations	Sub-CLIN 1.2	125,350	122,759	125,362	134,704	147,817	655,992
	Sub-CLIN 1.3	14,120	14,379	16,681	17,434	17,899	80,512
CLIN 2 SST Retrieval and Closure	Sub-CLIN 2.1	39,375	29,166	44,854	59,798	66,610	239,803
	Sub-CLIN 2.2	7,434	9,970	6,552	17,389	11,927	53,272
CLIN 3 WTP Support	Sub-CLIN 3.1	9,605	14,549	20,816	17,553	21,056	83,579
	Sub-CLIN 3.2	3,045	3,115	3,187	3,247	3,335	15,929
	Sub-CLIN 3.3	926	0	830	4,272	1,350	7,378
CLIN 4 Supplemental Treatment	Sub-CLIN 4.1	49,228	37,388	19,799	13,895	4,689	125,000
	Sub-CLIN 4.2	0	0	22	308	6,353	6,682
	Sub-CLIN 4.3	0	101	382	389	9,149	10,021
	Sub-CLIN 4.4	0	104	396	471	676	1,647
	Sub-CLIN 4.5	9,533	5,686	17,008	9,751	9,932	51,910
CLIN 5 Early Feed and Operation of WTP LAW Facility	Sub-CLIN 5.1	34,118	6,848	2,674	1,973	2,648	48,261
	Sub-CLIN 5.2	0	34,417	49,008	43,452	35,379	162,257
	Sub-CLIN 5.3	16,536	17,333	23,879	19,024	15,145	91,918
	Sub-CLIN 5.4	0	0	0	0	0	0
CLIN 6 Pension and Welfare Plans	Sub-CLIN 6.1	20,036	21,877	23,836	25,948	27,376	119,074
	Sub-CLIN 6.2	105,842	112,696	120,939	127,189	123,003	589,669
Totals	Contract Cost	435,148	430,387	476,225	496,797	504,345	2,342,903
	Available Fee	TBD by DOE	TBD by DOE	TBD by DOE	TBD by DOE	TBD by DOE	111,677
	Contract Price	Total	Total	Total	Total	Total	2,454,579

Table B.4-1, Contract Cost and Contract Fee (continued)

Option Period 1					
		FY 2014	FY 2015	FY 2016	Totals
CLIN 1 Base Operations	Sub-CLIN 1.2	171,876	193,237	207,492	572,605
	Sub-CLIN 1.3	17,860	18,271	18,765	54,896
CLIN 2 SST Retrieval and Closure	Sub-CLIN 2.1	53,635	62,370	74,091	190,096
	Sub-CLIN 2.2	13,087	13,619	7,172	33,879
CLIN 3 WTP Support	Sub-CLIN 3.1	33,626	17,359	42,202	93,186
	Sub-CLIN 3.2	3,412	3,220	3,307	9,938
	Sub-CLIN 3.3	3,676	17,845	35,469	56,990
CLIN 4 Supplemental Treatment	Sub-CLIN 4.1	0	0	0	0
	Sub-CLIN 4.2	8,559	17,298	17,745	43,601
	Sub-CLIN 4.3	12,086	22,176	33,154	67,416
	Sub-CLIN 4.4	8,002	45,545	284,921	338,468
	Sub-CLIN 4.5	3,409	2,944	0	6,353
CLIN 5 Early Feed and Operation of WTP LAW Facility	Sub-CLIN 5.1	436	0	0	436
	Sub-CLIN 5.2	10,092	21,416	21,908	53,416
	Sub-CLIN 5.3	15,801	16,164	16,597	48,563
	Sub-CLIN 5.4	90,880	124,209	127,237	342,327
CLIN 6 Pension and Benefit Plans	Sub-CLIN 6.1	29,972	32,846	36,029	98,848
	Sub-CLIN 6.2	119,377	116,094	113,495	348,965
Totals	Contract Cost	595,786	724,614	1,039,585	2,359,984
	Available Fee	TBD by DOE	TBD by DOE	TBD by DOE	133,023
	Contract Price	Total	Total	Total	2,493,007

Table B.4-1, Contract Cost and Contract Fee (continued)

Option Period 2				
		FY 2017	FY 2018	Totals
CLIN 1 Base Operations	Sub-CLIN 1.2	191,750	180,033	371,783
	Sub-CLIN 1.3	19,4045	19,415	38,460
CLIN 2 SST Retrieval and Closure	Sub-CLIN 2.1	69,902	43,482	113,384
	Sub-CLIN 2.2	3,783	2,357	6,140
CLIN 3 WTP Support	Sub-CLIN 3.1	40,198	7,578	47,776
	Sub-CLIN 3.2	3,356	3,420	6,776
	Sub-CLIN 3.3	25,165	19,552	44,717
CLIN 4 Supplemental Treatment	Sub-CLIN 4.1	0	0	0
	Sub-CLIN 4.2	18,102	9,790	27,892
	Sub-CLIN 4.3	0	0	0
	Sub-CLIN 4.4	448,611	268,471	717,082
	Sub-CLIN 4.5	0	0	0
CLIN 5 Early Feed and Operation of WTP LAW Facility	Sub-CLIN 5.1	0	0	0
	Sub-CLIN 5.2	22,412	22,928	45,340
	Sub-CLIN 5.3	16,853	17,239	34,092
	Sub-CLIN 5.4	131,281	134,315	265,595
CLIN 6 Pension and Benefit Plans	Sub-CLIN 6.1	39,561	43,479	83,039
	Sub-CLIN 6.2	111,372	109,543	220,915
Totals	Contract Cost	1,141,391	881,601	2,022,992
	Available Fee	TBD by DOE	TBD by DOE	119,952
	Contract Price	Total	Total	2,142,944

Contract Totals		
Total: Transition, Base & Option Periods	Contract Cost	6,731,373
	Available Fee	364,652
	Contract Price	7,096,024

B.6 BASIS FOR TOTAL AVAILABLE FEE

The cost basis for *Total Available Fee* shall be the *Total Contract Cost*, excluding:

- (a) Pass-through funding provided to other contractors for Hanford Site services identified in the Section J Attachment entitled, *Hanford Site Services and Interface Requirements Matrix*;
- (b) Costs associated with sponsorship, management, administration and/or contributions for Legacy Plans (set forth in the Section H Clause entitled, *Employee Compensation: Pay and Benefits*) administered under this Contract; and
- (c) Costs associated with sponsorship, management, administration and/or contributions for any defined benefit pension plan.

Employee benefit plan costs shall be included in the *Contract Price* by fiscal year and by Contract period shown in Table B.4-1, *Contract Cost and Contract Fee*.

B.7 FEE STRUCTURE

- (a) The Contracting Officer reserves the unilateral discretion to determine the amount of *Available Fee* for the *Base Period* and *Option Period(s)* (if exercised), to each fiscal year and Sub-CLIN as described in this Clause; and as adjusted in the Section B Clause entitled, *Changes to Contract Cost and Contract Fee*. The Contractor will have the opportunity to earn 100% of the *Available Fee* within a Contract period, for work authorized in accordance with the Section B Clause entitled, *DOE Authorization of Work* and as adjusted in the Section B Clause entitled, *Changes to Contract Cost and Contract Fee*.
- (b) The *Available Fee* shown in Table B.4-1, *Contract Cost and Contract Fee*, can be earned through objective fee components and/or subjective fee components. The performance measures for these components and *Available Fee* for the period allocated to the fiscal year are provided in the Section J Attachment entitled, *Performance Evaluation and Measurement Plan (PEMP)*. The PEMP may contain annual and multi-year performance measures.
 - (1) *Available Fee* for the period allocated to annual performance measures may only be earned in that fiscal year. Allocated *Available Fee* for the fiscal year not earned in the fiscal year for an annual performance measure is unavailable and not payable to the Contractor. The Contractor forfeits any rights to unearned fee. The Contracting Officer reserves the unilateral discretion to determine how any unearned fee will be utilized.
 - (2) *Available Fee* for the period allocated to fiscal years for multi-year performance measures may be earned incrementally or upon final fee determination. Allocated *Available Fee* not earned for a multi-year performance measure is unavailable and not payable to the Contractor. The Contractor forfeits any rights to unearned fee. The Contracting Officer reserves the unilateral discretion to determine how any unearned fee will be utilized.

- (3) *Provisional Fee* is defined as *Available Fee* that is paid contingently during an annual performance period. *Provisional Fee* may become earned fee upon the final fee determination.
 - (4) *Incremental Fee* is defined as *Available Fee* that the Contractor may earn by achieving a specific, fee-bearing performance measure event, subject to withholding in accordance with Section B Clause entitled, Fee Determination and Payment.
 - (5) Individual performance measures may require the Contractor to exceed approved baseline performance to earn 100% of the fee allocated to that performance measure.
- (c) The Contracting Officer will prepare and issue performance measures prior to the start of each fiscal year. The Contracting Officer may provide draft performance measures for Contractor review and input; however, the Contracting Officer reserves the unilateral discretion to issue the performance measures without Contractor review.

B.8 FEE DETERMINATION AND PAYMENT

- (a) Fee earned under this Contract will be paid in accordance with the specific criteria defined in the PEMP and the Clauses in Section B. Monthly provisional payments of fee may be authorized by the Contracting Officer and will be made in accordance with paragraph (b) of this Clause.
- (b) For annual performance measures that do not have specific, incremental, fee-bearing performance measure events, the Contractor may request Contracting Officer approval to execute a monthly draw of *Provisional Fee* payments from the Special Financial Institution Account. The Contractor may request a monthly *Provisional Fee* payment of up to 7.5% of fee allocated to such performance measures, subject to a maximum payment of 80% of fee allocated to such performance measures, and also subject to withholding by DOE as described in paragraphs (e) and (f) of this Clause.
- (c) The Contractor shall request Contracting Officer acceptance of a specific, incremental, fee-bearing performance measure event. Following Contracting Officer acceptance of a specific, incremental, fee-bearing performance measure event, the Contractor may request Contracting Officer approval to execute a draw of *Incremental Fee* from the Special Financial Institution Account, subject to withholding by the Contracting Officer as described in paragraphs (e) and (f) of this Clause and the Section B Clause entitled, *Fee Reductions*.
- (d) At the end of each year of Contract performance, the Fee Determining Official will make a final *Fee Determination* using the PEMP described in the Section B Clause entitled, *Fee Structure*. In the event that fee overpayment results from the *Provisional Fee* payments provided for in this Clause, the Contractor shall reimburse the unearned fee overpayment within 30 days of notification, to the Contracting Officer payable with interest in accordance with the Section I Clause entitled, *FAR 52.232-17, Interest*.
- (e) Withholding of *Incremental* and *Provisional Fee* Payments for adverse Contract Performance.

- (1) Withholding of *Incremental* and *Provisional Fee* Payments. If the Contractor demonstrates adverse performance, the Contracting Officer reserves the unilateral discretion to withhold *Incremental* and *Provisional Fee* Payments. Withheld Fee Payments are not subject to interest for the amount(s) of the withheld fee payment(s) under 5 CFR 1315, *Prompt Payment*.
 - (2) Release of Withheld *Incremental* and *Provisional Fee* Payments. The Contracting Officer may release withheld *Incremental* and *Provisional Fee* Payments and resume making *Incremental* and *Provisional Fee* Payments when the Contractor demonstrates sustained recovery in performance.
- (f) Withholding of *Incremental* and *Provisional Fee* Payments for bankruptcy or other issues with guarantor company(ies)⁴.
- (1) Withholding of *Incremental* and *Provisional Fee*. In order to assure the Contractor's ability to repay any *Incremental* and *Provisional Fee* Payments that are determined to be in excess of the total fee earned, the Contracting Officer reserves the unilateral discretion to discontinue *Incremental* and *Provisional Fee* payments, in the event that a guarantor company files bankruptcy, is acquired by other owners, or impacted by other events that arise with the Contractor's guarantor company(ies) that can jeopardize DOE's ability to recover excess *Incremental* Payment and *Provisional Fee* Payments. Withheld Fee Payments are not subject to interest for the amount(s) of the withheld fee payment(s) under 5 CFR 1315, *Prompt Payment*.
 - (2) Release of Withheld *Incremental* and *Provisional Fee* Payments. Following receipt of evidence that bankruptcy or other issues do not affect the ability of the Contractor to continue to perform the obligations under the Contract, the Contracting Officer may release all *Incremental* and *Provisional Fee* Payments and resume making *Incremental* and *Provisional Fee* Payments.

B.9 FEE REDUCTIONS

- (a) All earned fee in each year of Contract performance is subject to reductions imposed by the terms and conditions of this Contract, including, but not limited to:
- (1) Section B Clause entitled, *Fee Determination and Payment*;
 - (2) Section B Clause entitled, *Small Business Subcontracting Fee Reduction*;
 - (3) Section B Clause entitled, *DEAR 970.5215-3, Conditional Payment of Fee, Profit, and Other Incentives – Facility Management Contracts (Alternate II) [DEVIATION]*;
 - (4) Section B Clause entitled, *Conditional Payment of Fee (CPOF) DOE Office of River Protection Site-Specific Performance Criteria/Requirements*;
 - (5) Section E Clause entitled, *FAR 52.246-3, Inspection of Supplies – Cost Reimbursement*;

⁴ Guarantor Company(ies) is defined as the company(ies) executing the performance guarantee (s) in Section H Clause entitled, *Performance Guarantee Agreement*.

- (6) Section E Clause entitled, *FAR 52.246-5, Inspection of Services – Cost Reimbursement*;
 - (7) Section H Clause entitled, *Key Personnel*;
 - (8) Section I Clause entitled, *FAR 52.203-10, Price or Fee Adjustment for Illegal or Improper Activity*;
 - (9) Section I Clause entitled, *FAR 52.215-11, Price Reduction for Defective Cost or Pricing Data – Modifications*;
 - (10) Section I Clause entitled, *FAR 52.215-13, Subcontractor Cost or Pricing Data – Modifications*; and
 - (11) Section I Clause entitled, *FAR 52.243-2, Changes – Cost Reimbursement*.
- (b) The maximum fee reduction in any one (1) year of Contract performance is the allocated *Available Fee*, as defined in the Section J Attachment entitled, *Performance Evaluation and Measurement Plan*, that can be earned in the year the event occurred.

B.10 SMALL BUSINESS SUBCONTRACTING FEE REDUCTION

- (a) For the purpose of implementing this Clause, the percentage goals established in the Section J Attachment entitled, *Small Business Subcontracting Plan*, will remain in effect for the duration of the Contract, except as modified in accordance with the Section B Clause entitled, *Changes to Contract Cost and Contract Fee*. The Contractor shall submit annual updates to the narrative elements of the *Small Business Subcontracting Plan* by December 31 of each year.
- (b) The Contractor's performance in meeting small business performance percentage goals in accordance with the Section H Clause entitled, *Self-Performed Work*, providing meaningful involvement for small businesses, and entering into the required Mentor-Protégé Agreement(s) will be evaluated after the:
- (1) Three year period concluding at the end of the 3rd year of Contract performance;
 - (2) Two year period concluding at the end of the 5th year of Contract performance; and, if *Option Period 1* is exercised;
 - (3) If *Option Period 1* is exercised – two year period concluding at the end of the 7th year of Contract performance; and
 - (4) At the end of the Contract period of performance.
- (c) The Contracting Officer will consider the Contractor's performance in meeting small business percentage goals and entering into the required Mentor-Protégé Agreement(s) when making a decision on the *Option Period(s)* authorization.

- (d) If the Contractor has not met any or all of the subcontracting goals, has failed to provide meaningful involvement for small business, and/or has failed to enter into the required Mentor-Protégé Agreement(s) during the above specified periods, the Contracting Officer may reduce the earned fee by an amount up to 10% of total earned fee in each period of the four (4) multi-year periods described above.
- (e) At Contract completion, the total amount of fee reduction for failure to meet its subcontracting goals shall be offset by any amount of liquidated damages assessed in accordance with the Section I Clause entitled, *FAR 52.219-16, Liquidated Damages – Subcontracting Plan*. The fee reduction amount will be a unilateral determination by the Contracting Officer and a permanent reduction in the earned fee under this Contract.
- (f) Any reduction for failure to meet the requirements of the Section H Clause entitled, *Mentor-Protégé Program*, shall be in addition to any liquidated damages assessed in accordance with the Section I Clause entitled, *FAR 52.219-16, Liquidated Damages – Subcontracting Plan*. The fee reduction amount will be a unilateral determination by the Contracting Officer and a permanent reduction in the earned fee under this Contract.

B.11 ALLOWABILITY OF SUBCONTRACTOR FEE

- (a) If the Contractor is part of a teaming arrangement as described in FAR Subpart 9.6, *Contractor Team Arrangements*, the team shall share in the *Total Available Fee* as shown in Table B.4-1. Separate additional subcontractor fee is not an allowable cost under this Contract for individual team members, or for a subcontractor, supplier, or lower-tier subcontractor that is a wholly-owned, majority-owned, or affiliate of any team member.
- (b) The subcontractor fee restriction in paragraph (a) does not apply to members of the Contractor's team that are: (1) small business(es); (2) Protégé firms as part of an approved Mentor-Protégé relationship under the Section H Clause entitled, *Mentor-Protégé Program*; (3) subcontractors under a competitively awarded firm-fixed price or firm-fixed unit price subcontract; or (4) commercial items as defined in FAR Subpart 2.1, *Definitions of Words and Terms*.

B.12 DEAR 970.5215-3, CONDITIONAL PAYMENT OF FEE, PROFIT, AND OTHER INCENTIVES – FACILITY MANAGEMENT CONTRACTS (ALTERNATE II) (JAN 2004) [DEVIATION]

- (a) General.
 - (1) The payment of earned fee, fixed fee, profit, or share of cost savings under this Contract is dependent upon:
 - (i) The Contractor's or contractor employees' compliance with the terms and conditions of this Contract relating to environment, safety, health and quality (ESH&Q), which includes worker safety and health, including performance under an approved Integrated Safety Management System (ISMS); and

- (ii) The Contractor's or contractor employees' compliance with the terms and conditions of this Contract relating to the safeguarding of Restricted Data and other classified information.
 - (2) The ESH&Q performance requirements of this Contract are set forth in its ESH&Q terms and conditions, including the DOE-approved Contractor ISMS or similar document. Financial incentives for timely mission accomplishment or cost effectiveness shall never compromise or impede full and effective implementation of the ISMS and full ESH&Q compliance.
 - (3) The performance requirements of this Contract relating to the safeguarding of Restricted Data and other classified information are set forth in the Section I Clause entitled, *FAR 52.239-1, Privacy or Security Safeguards (AUG 1996)*, and *DEAR 970.5204-2, Laws, Regulations, and DOE Directives*, as well as in other terms and conditions.
 - (4) If the Contractor does not meet the performance requirements of this Contract relating to ESH&Q or to the safeguarding of Restricted Data and other classified information during any performance evaluation period established under the Contract, otherwise earned fee, fixed fee, profit or share of cost savings may be unilaterally reduced by DOE.
- (b) Reduction Amount.
- (1) The amount of earned fee, fixed fee, profit, or share of cost savings that may be unilaterally reduced will be determined by the severity of the performance failure pursuant to the degrees specified in paragraphs (c) and (d) of this Clause.
 - (2) If a reduction of earned fee, fixed fee, profit, or share of cost savings is warranted, unless mitigating factors apply, such reduction shall not be less than 26% nor greater than 100% of the amount of earned fee, fixed fee, profit, or the Contractor's share of cost savings for a first degree performance failure, not less than 11% nor greater than 25% for a second degree performance failure, and up to 10% for a third degree performance failure.
 - (3) In determining the amount of the reduction and the applicability of mitigating factors, DOE will consider the Contractor's overall performance in meeting the ESH&Q or security requirements of the Contract. Such consideration will include performance against any site specific performance criteria/requirements that provide additional definition, guidance for the amount of reduction, or guidance for the applicability of mitigating factors. In all cases, DOE will consider mitigating factors that may warrant a reduction below the applicable range (see *48 CFR 970.1504-1-2*). The mitigating factors include, but are not limited to, the following ((v), (vi), (vii) and (viii) apply to ESH&Q only).
 - (i) Degree of control the Contractor had over the event or incident.
 - (ii) Efforts the Contractor had made to anticipate and mitigate the possibility of the event in advance.

- (iii) Contractor self-identification and response to the event to mitigate impacts and recurrence.
 - (iv) General status (trend and absolute performance) of: ESH&Q and compliance in related areas; or of safeguarding Restricted Data and other classified information and compliance in related areas.
 - (v) Contractor demonstration to the Contracting Officer's satisfaction that the principles of industrial ESH&Q standards are routinely practiced (e.g., Voluntary Protection Program, ISO [International Organization for Standardization] 14000, *Environmental Management System Standards*).
 - (vi) Event caused by "Good Samaritan" act by the Contractor (e.g., off-site emergency response).
 - (vii) Contractor demonstration that a performance measurement system is routinely used to improve and maintain ESH&Q performance (including effective resource allocation) and to support DOE corporate decision-making (e.g., policy, ESH&Q programs).
 - (viii) Contractor demonstration that an Operating Experience and Feedback Program is functioning that demonstrably affects continuous improvement in ESH&Q by use of lessons-learned and best practices inter- and intra-DOE sites.
- (4)
- (i) The amount of fee, fixed fee, profit, or share of cost savings that is otherwise earned by a Contractor during an evaluation period may be reduced in accordance with this Clause if it is determined that a performance failure warranting a reduction under this Clause occurs within the evaluation period.
 - (i) The amount of reduction under this Clause, in combination with any reduction made under any other clause in the Contract, shall not exceed the amount of fee, fixed fee, profit, or the Contractor's share of cost savings that is otherwise earned during the evaluation period.
 - (iii) For the purposes of this clause, earned fee, fixed fee, profit, or share of cost savings for the evaluation period shall mean the amount determined by DOE or fee determination official as otherwise payable based on the Contractor's performance during the evaluation period. Where the Contract provides for financial incentives that extend beyond a single evaluation period, this amount shall also include: any provisional amounts determined otherwise payable in the evaluation period; and, if provisional payments are not provided for, the allocable amount of any incentive determined otherwise payable at the conclusion of a subsequent evaluation period. The allocable amount shall be the total amount of the earned incentive divided by the number of evaluation periods over which it was earned.

- (iv) The Government will effect the reduction as soon as practicable after the end of the evaluation period in which the performance failure occurs. If the Government is not aware of the failure, it will effect the reduction as soon as practical after becoming aware. For any portion of the reduction requiring an allocation the Government will effect the reduction at the end of the evaluation period in which it determines the total amount earned under the incentive. If at any time a reduction causes the sum of the payments the Contractor has received for fee, fixed fee, profit, or share of cost savings to exceed the sum of fee, fixed fee, profit, or share of cost savings the Contractor has earned (provisionally or otherwise), the Contractor shall immediately return the excess to the Government. (What the Contractor "has earned" reflects any reduction made under this or any other Clause of the Contract.)
- (v) At the end of the Contract:
 - (A) The Government will pay the Contractor the amount by which the sum of fee, fixed fee, profit, or share of cost savings the Contractor has earned exceeds the sum of the payments the Contractor has received; or
 - (B) The Contractor shall return to the Government the amount by which the sum of the payments the Contractor has received exceeds the sum of fee, fixed fee, profit, or share of cost savings the Contractor has earned. (What the Contractor "has earned" reflects any reduction made under this or any other Clause of the Contract.)
- (c) Environment, Safety, Health and Quality (ESH&Q). Performance failures occur if the Contractor does not comply with the Contract ESH&Q terms and conditions, including the DOE-approved Contractor ISMS. The degrees of performance failure under which reductions of earned or fixed fee, profit, or share of cost savings will be determined are:
 - (1) First Degree: Performance failures that are most adverse to ESH&Q. Failure to develop and obtain required DOE approval of an ISMS is considered first degree. The Government will perform necessary review of the ISMS in a timely manner and will not unreasonably withhold approval of the Contractor's ISMS. The following performance failures or performance failures of similar import will be considered first degree.
 - (i) Type A accident (defined in DOE Order 225.1A, *Accident Investigations*); and
 - (ii) Two (2) Second Degree performance failures during an evaluation period.
 - (2) Second Degree: Performance failures that are significantly adverse to ESH&Q. They include failures to comply with an approved ISMS that result in an actual injury, exposure, or exceedence that occurred or nearly occurred but had minor practical long-term health consequences. They also include breakdowns of the Safety Management System. The following performance failures or performance failures of similar import will be considered second degree:

- (i) Type B accident (defined in DOE Order 225.1A).
 - (ii) Non-compliance with an approved ISMS that results in a near miss of a Type A or B accident. A near miss is a situation in which an inappropriate action occurs, or a necessary action is omitted, but does not result in an adverse effect.
 - (iii) Failure to mitigate or notify DOE of an imminent danger situation after discovery, where such notification is a requirement of the Contract.
- (3) Third Degree: Performance failures that reflect a lack of focus on improving ESH&Q. They include failures to comply with an approved ISMS that result in potential breakdown of the System. The following performance failures or performance failures of similar import will be considered third degree:
- (i) Failure to implement effective corrective actions to address deficiencies/non-compliances documented through: external (e.g., Federal) oversight and/or reported per ~~DOE Order 232.1A~~ [DOE Manual 232.1A, *Occurrence Reporting and Processing of Operations Information*] requirements; or internal oversight of ~~DOE Order 440.1A~~ [10 CFR 830, 10 CFR 835, 10 CFR 850, and 10 CFR 851] requirements.
 - (ii) Multiple similar non-compliances identified by external (e.g., Federal) oversight that in aggregate indicate a significant programmatic breakdown.
 - (iii) Non-compliances that either have, or may have, significant negative impacts to the worker, the public, or the environment or that indicate a significant programmatic breakdown.
 - (iv) Failure to notify DOE upon discovery of events or conditions where notification is required by the terms and conditions of the Contract.
- (d) Safeguarding Restricted Data and Other Classified Information. Performance failures occur if the Contractor does not comply with the terms and conditions of this Contract relating to the safeguarding of Restricted Data and other classified information. The degrees of performance failure under which reductions of fee, profit, or share of cost savings will be determined are as follows:
- (1) First Degree: Performance failures that have been determined, in accordance with applicable law, DOE regulation, or directive, to have resulted in, or that can reasonably be expected to result in, exceptionally grave damage to the national security. The following are examples of performance failures or performance failures of similar import that will be considered first degree:

- (i) Non-compliance with applicable laws, regulations, and DOE directives actually resulting in, or creating a risk of, loss, compromise, or unauthorized disclosure of Top Secret Restricted Data or other information classified as Top Secret, or any classification level of information in a Special Access Program (SAP), information identified as sensitive compartmented information (SCI), or high risk nuclear weapons-related data.
 - (ii) Contractor actions that result in a breakdown of the safeguards and security management system that can reasonably be expected to result in the loss, compromise, or unauthorized disclosure of Top Secret Restricted Data, or other information classified as Top Secret, any classification level of information in a SAP, information identified as SCI, or high risk nuclear weapons-related data.
 - (iii) Failure to promptly report the loss, compromise, or unauthorized disclosure of Top Secret Restricted Data, or other information classified as Top Secret, any classification level of information in a SAP, information identified as SCI, or high risk nuclear weapons-related data.
 - (iv) Failure to timely implement corrective actions stemming from the loss, compromise, or unauthorized disclosure of Top Secret Restricted Data or other information classified as Top Secret, any classification level of information in a SAP, information identified as SCI, or high risk nuclear weapons-related data.
- (2) Second Degree: Performance failures that have been determined, in accordance with applicable law, DOE regulation, or directive, to have actually resulted in, or that can reasonably be expected to result in, serious damage to the national security. The following are examples of performance failures or performance failures of similar import that will be considered second degree:
- (i) Non-compliance with applicable laws, regulations, and DOE directives actually resulting in, or creating risk of, loss, compromise, or unauthorized disclosure of Secret Restricted Data or other information classified as Secret.
 - (ii) Contractor actions that result in a breakdown of the safeguards and security management system that can reasonably be expected to result in the loss, compromise, or unauthorized disclosure of Secret Restricted Data, or other information classified as Secret.
 - (iii) Failure to promptly report the loss, compromise, or unauthorized disclosure of Restricted Data or other classified information regardless of classification (except for information covered by paragraph (d)(1)(iii) of this Clause).
 - (iv) Failure to timely implement corrective actions stemming from the loss, compromise, or unauthorized disclosure of Secret Restricted Data or other classified information classified as Secret.

- (3) Third Degree: Performance failures that have been determined, in accordance with applicable law, regulation, or DOE directive, to have actually resulted in, or that can reasonably be expected to result in, undue risk to the common defense and security. In addition, this category includes performance failures that result from a lack of Contractor management and/or employee attention to the proper safeguarding of Restricted Data and other classified information. These performance failures may be indicators of future, more severe performance failures and/or conditions, and if identified and corrected early would prevent serious incidents. The following are examples of performance failures or performance failures of similar import that will be considered third degree:
- (i) Non-compliance with applicable laws, regulations, and DOE directives actually resulting in, or creating risk of, loss, compromise, or unauthorized disclosure of Restricted Data or other information classified as Confidential.
 - (ii) Failure to promptly report alleged or suspected violations of laws, regulations, or directives pertaining to the safeguarding of Restricted Data or other classified information.
 - (iv) Failure to identify or timely execute corrective actions to mitigate or eliminate identified vulnerabilities and reduce residual risk relating to the protection of Restricted Data or other classified information in accordance with the Contractor's Safeguards and Security Plan or other security plan, as applicable.
 - (iv) Contractor actions that result in performance failures which unto themselves pose minor risk, but when viewed in the aggregate indicate degradation in the integrity of the Contractor's safeguards and security management system relating to the protection of Restricted Data and other classified information.
- (e) Minimum requirements for specified level of performance.
- (1) At a minimum the Contractor must perform the following:
 - (i) The requirements with specific incentives which do not require the achievement of cost efficiencies in order to be performed at the level of performance set forth in Section C, *Statement of Work*, work authorization directive(s), or similar document unless an otherwise minimum level of performance has been established in the specific incentive;
 - (ii) All of the performance requirements directly related to requirements specifically incentivized which do not require the achievement of cost efficiencies in order to be performed at a level of performance such that the overall performance of these related requirements is at an acceptable level; and
 - (iii) All other requirements at a level of performance such that the total performance of the Contract is not jeopardized.

- (2) The evaluation of the Contractor's achievement of the level of performance shall be unilaterally determined by the Government. To the extent that the Contractor fails to achieve the minimum performance levels specified in Section C, *Statement of Work*, work authorization directive(s), or similar document, during the performance evaluation period, the DOE Operations/Field Office Manager, or designee, may reduce any otherwise earned fee, fixed fee, profit, or shared net savings for the performance evaluation period. Such reduction shall not result in the total of earned fee, fixed fee, profit, or shared net savings being less than 25% of the total available fee amount. Such 25% shall include base fee, if any.
- (f) Minimum requirements for cost performance.
- (1) Requirements incentivized by other than cost incentives must be performed within their specified cost constraint and must not adversely impact the costs of performing unrelated activities.
 - (2) The performance of requirements with a specific cost incentive must not adversely impact the costs of performing unrelated requirements.
 - (3) The Contractor's performance within the stipulated cost performance levels for the performance evaluation period shall be determined by the Government. To the extent the Contractor fails to achieve the stipulated cost performance levels, the DOE Operations/Field Office Manager, or designee, may reduce in whole or in part any otherwise earned fee, fixed fee, profit, or shared net savings for the performance evaluation period. Such reduction shall not result in the total of earned fee, fixed fee, profit or shared net savings being less than 25% of the total available fee amount. Such 25% shall include base fee, if any.

B.13 CONDITIONAL PAYMENT OF FEE (CPOF) DOE OFFICE OF RIVER PROTECTION SITE-SPECIFIC PERFORMANCE CRITERIA/REQUIREMENTS

This Clause supplements Section B Clause entitled, *DEAR 970.5215-3, Conditional Payment of Fee, Profit, and Other Incentives – Facility Management Contracts (Alternate II) [Deviation]* by establishing Site specific Environment, Safety, Health, and Quality (ESH&Q), and security performance criteria/requirements. Performance failures relating to the performance criteria set forth in this Clause will be processed in accordance with DEAR 970.5215-3. Site-specific performance criteria/requirements for ESH&Q, and Safeguards and Security are as follows:

- (a) Environment, Safety, Health, and Quality
- (1) First Degree: Performance failures relating to the criteria set forth in this Clause will be processed in accordance with DEAR 970.5215-3, Alternate II [Deviation].
 - (2) Second Degree: Performance failures relating to the criteria set forth in this Clause will be processed in accordance with DEAR 970.5215-3, Alternate II [Deviation].

- (3) Third Degree: Performance failures that reflect a lack of focus on ESH&Q or failures to comply with an approved ISMS that may result in a negative impact to the public, worker or environment. The following performance failures, or events of similar import, are examples of performance failures that are considered third degree:
 - (i) Multiple similar non-compliances identified by external oversight (e.g., Federal) that in the aggregate indicate a significant programmatic breakdown.
 - (ii) Non-compliances or adverse performance trends that either have or may have negative impact to the public, worker, or environment or that indicate a programmatic breakdown.
 - (iii) Failure to notify the Contracting Officer upon discovery of events or conditions where notification is required by the terms and conditions of the Contract.
 - (iv) Failure to report required data accurately and in a timely manner.
 - (v) Failure to implement continuous improvement in ESH&Q performance through effective utilization of ISMS processes, including timely submittal of meaningful performance objectives, measurements and commitments.

- (b) Safeguards and Security
 - (1) First Degree: Performance failures relating to the performance criteria set forth in this Clause will be processed in accordance with DEAR 970.5215-3, Alternate II [Deviation].
 - (2) Second Degree: Performance failures relating to the performance criteria set forth in this Clause will be processed in accordance with DEAR 970.5215-3, Alternate II [Deviation].
 - (3) Third Degree: Performance failures that have been determined, in accordance with applicable law, regulation, or DOE directive, to have actually resulted in, or that can reasonably be expected to result in, undue risk to the common defense and security, and/or jeopardizes protection of the facility or Site security interests. The following are examples of performance failures or performance failures of similar import that will be considered third degree:
 - (i) Loss, theft, diversion, or unauthorized disclosure of information classified as Confidential.
 - (ii) Evidence that SNM data has been manipulated or falsified.
 - (iii) Inventory differences of Category IV SNM beyond alarm limits where there is no evidence that the difference is created by loss, theft, or diversion.

- (iv) Loss, theft, or diversion of Category IV quantities of SNM that is due to a failure or inadequacy of performance by the contractor.
- (v) Receipt of any topical area rating of Unsatisfactory on any DOE Safeguards and Security survey, audit, and/or inspection.
- (vi) Failure to implement corrective action(s) in response to any third degree performance failure.
- (vii) Non-compliant or adverse cyber security performance that indicates serious cyber security program degradation (e.g., negative mission impacts or compromise of sensitive information [Sensitive Unclassified Information, Personally Identifiable Information, Unclassified Controlled Nuclear Information], etc.).

B.14 DOE AUTHORIZATION OF WORK

DOE will authorize work as follows:

- (a) The Contracting Officer will authorize the Contractor to begin performance on DOE-selected Sub-CLINS.
- (b) The Contractor is authorized to conduct work in accordance with the approved *Performance Measurement Baseline* on all authorized Sub-CLINS, and subject to the limitations of the Section B Clause entitled, *Obligation and Availability of Funds*.
- (c) Prior to the completion of the *Transition Period*, DOE will provide workscope direction that will be in effect from the initiation of the *Base Period* until DOE approval of the Contractor's initial *Performance Measurement Baseline* submittal.
- (d) DOE reserves the unilateral discretion to modify the PEMP to allocate fee to the associated work.
- (e) If the Contracting Officer does not authorize the Contractor to proceed with a Sub-CLIN, the Contractor shall not be entitled to allowable costs, opportunity to earn fee, partial termination costs, and any other similar items for that Sub-CLIN, and shall not be entitled to an equitable adjustment to fee for any other Contract requirement.

PART I – THE SCHEDULE

SECTION C

STATEMENT OF WORK

TABLE OF CONTENTS

C.1	TANK OPERATIONS CONTRACT (TOC) OVERVIEW AND GENERAL REQUIREMENTS	1
C.1.1	Background	1
C.1.2	Contract Purpose and Overview.....	3
C.1.3	Scope Summary	3
C.1.4	Life-Cycle Mission Summary	5
C.1.5	Facility Description	6
C.1.6	Organization of the <i>Statement of Work</i>	6
C.2	DESCRIPTION OF PROJECT PERFORMANCE REQUIREMENTS	9
C.2.1	CLIN #1 – Base Operations	10
C.2.1.1	Sub-CLIN 1.1: Transition	10
C.2.1.2	Sub-CLIN 1.2: Safe, Compliant Operations	11
C.2.1.3	Sub-CLIN 1.3: Analytical Laboratory Support.....	14
C.2.2	CLIN #2 – Single-Shell Tank (SST) Retrieval and Closure	15
C.2.2.1	Sub-CLIN 2.1: Single-Shell Tank Retrieval.....	15
C.2.2.2	Sub-CLIN 2.2: Single-Shell Tank Farm (Waste Management Area) Closure	16
C.2.3	CLIN #3 – Waste Treatment and Immobilization Plant (WTP) Support.....	17
C.2.3.1	Sub-CLIN 3.1: Treatment Planning, Waste Feed Delivery, and WTP Transition	17
C.2.3.2	Sub-CLIN 3.2: WTP Operational Readiness	20
C.2.3.3	Sub-CLIN 3.3: Immobilized High-Level Waste (IHLW) Storage and Shipping Facility Construction	21
C.2.4	CLIN #4 – Supplemental Treatment.....	22
C.2.4.1	Sub-CLIN 4.1: Demonstration Bulk Vitrification System (DBVS) Construction and Operations	22
C.2.4.2	Sub-CLIN 4.2: Extended Demonstration Bulk Vitrification System Operations	25
C.2.4.3	Sub-CLIN 4.3: Supplemental Treatment Design	26
C.2.4.4	Sub-CLIN 4.4: Supplemental Treatment Construction and Operations	27
C.2.4.5	Sub-CLIN 4.5: Transuranic Tank Waste Treatment and Packaging.....	27

C.2.5	CLIN #5 – Early Feed and Operation of the WTP Low Activity Waste Facility (LAW)	28
C.2.5.1	Sub-CLIN 5.1: Tank Selection, Retrieval, Pretreatment and Feed Delivery Design.....	28
C.2.5.2	Sub-CLIN 5.2: Retrieval, Pretreatment and Feed Delivery Construction and Operations	29
C.2.5.3	Sub-CLIN 5.3: Upgrade and Operate the Effluent Treatment Facility.....	30
C.2.5.4	Sub-CLIN 5.4: LAW/BOF/LAB Operations	30
C.2.6	CLIN #6 – Pension and Welfare Plans	31
C.2.6.1	Sub-CLIN 6.1: Hanford Employee Retirement and Benefit Plan Management.....	31
C.2.6.2	Sub-CLIN 6.2: Legacy Pension and Benefit Plan Management	31
C.3	DESCRIPTION OF PROJECT SUPPORT PERFORMANCE REQUIREMENTS.....	32
C.3.1	Project Management	32
C.3.1.1	Project Integration and Control and Earned Value Management	32
C.3.1.2	Project Scope, Schedule, and Cost Baseline	33
C.3.1.3	Project Performance Reporting	35
C.3.1.4	Risk Management.....	36
C.3.1.5	Design, Procurement, Construction, and Acceptance Testing	37
C.3.2	Integrated Safety Management System	39
C.3.2.1	Environmental Regulatory Management	40
C.3.2.2	Nuclear Safety	41
C.3.2.3	Worker Safety and Health.....	42
C.3.2.4	Quality.....	43
C.3.2.5	Event Reporting and Investigation.....	43
C.3.3	Security and Emergency Services.....	44
C.3.3.1	Safeguards and Security	44
C.3.3.2	Emergency Services.....	51
C.3.4	Interactions.....	52
C.3.4.1	External Affairs	53
C.3.4.2	External Review and Support	54
C.3.5	Interface Management	55
C.4	GOVERNMENT-FURNISHED SERVICES AND INFORMATION	57
C.5	SUMMARY OF CONTRACT DELIVERABLES	58

C.1 TANK OPERATIONS CONTRACT (TOC) OVERVIEW AND GENERAL REQUIREMENTS

C.1.1 Background

The 586-square-mile Hanford Site is located along the Columbia River in southeastern Washington State (illustrated in Figure C.1-1). A plutonium production complex with nine nuclear reactors and associated processing facilities, Hanford played a pivotal role in the nation's defense for more than 40 years, beginning in the 1940s with the Manhattan Project. Today, under the direction of the U.S. Department of Energy (DOE), Hanford is engaged in the world's largest environmental cleanup project, with a number of overlapping technical, political, regulatory, financial and cultural issues.

Challenges at the Hanford Site include approximately 53 million gallons of radioactive and chemically hazardous waste in 177 underground storage tanks (seven of which have been emptied), ~2,300 tons (~2,100 metric tons) of spent nuclear fuel, ~11.5 tons (~10.5 metric tons) of plutonium in various forms, ~25 million cubic feet (~750,000 cubic meters) of buried or stored solid waste, and groundwater contaminated above drinking water standards, spread out over about 80 square miles (208 square kilometers), approximately 1,600 waste sites of which 1,180 remain to be remediated and approximately 1,450 facilities of which about 400 are contaminated (as of September 2005).

In May 1989, DOE, the U.S. Environmental Protection Agency, and the State of Washington Department of Ecology signed the landmark [Hanford Federal Facility Agreement and Consent Order](#), commonly known as the Tri-Party Agreement (TPA). The TPA outlines legally enforceable milestones for Hanford cleanup over the next several decades.

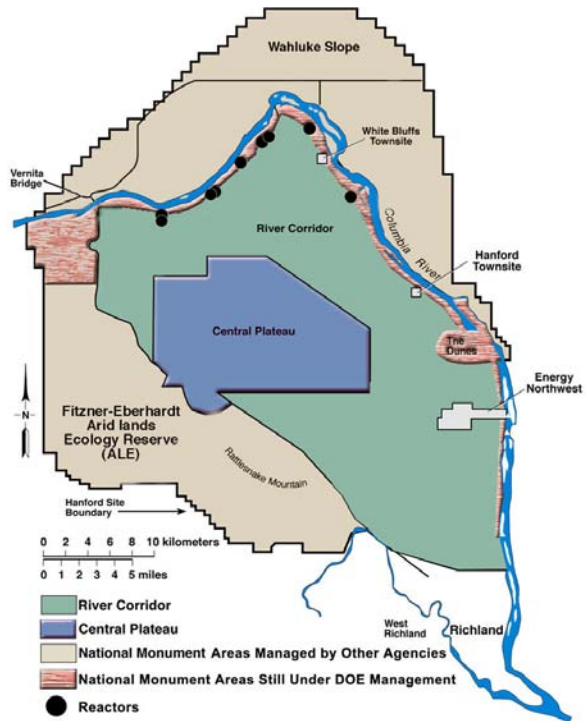


Figure C.1-1
Hanford Site

DOE has two Federal offices at Hanford, whose mission is environmental cleanup -- the DOE Richland Operations Office (DOE-RL), which is responsible for nuclear waste and facility cleanup, and overall management of the Hanford Site; DOE-RL's mission is to restore the Columbia River corridor and transition the Hanford Central Plateau. The DOE Office of River Protection (DOE-ORP), which is responsible for cleanup of Hanford Site tank waste; DOE-ORP's mission is to retrieve and treat Hanford's tank waste and close the Tank Farms to protect the Columbia River. Each Office oversees separate contracts held by private companies. For purposes of this Contract, the land, facilities, property, projects and work performed and overseen by DOE-RL and DOE-ORP constitute the "Hanford Site." The following is a description of the major DOE contracts at the Hanford Site and their workscope:

Contracts Managed by DOE-ORP

- Hanford Analytical Services Contract provides analysis of highly radioactive samples in support of Hanford Site projects. These services are performed in the 222-S Laboratory Complex located in the 200 Area of the Hanford Site.
- Tank Operations Contract (TOC), when awarded, will include operations and construction activities necessary to store, retrieve and treat Hanford tank waste, store and dispose of treated waste, and begin to close the Tank Farm waste management areas to protect the Columbia River.
- Tank Farm Management Contract (TFC) includes operations and construction activities necessary to store, retrieve and treat Hanford tank waste and store and dispose of treated waste. This scope will be included in the TOC when it is awarded.
- Waste Treatment and Immobilization Plant (WTP) Contract includes design, construction and commissioning of a vitrification facility that will convert radioactive tank wastes into glass logs for long-term storage. The WTP is being constructed on the Hanford Site Central Plateau.

Contracts Managed by DOE-RL

- Energy Savings Performance Contract (ESPC) includes steam service to support heating and other operations at 200 Area facilities. The contract may include energy conservation measures, such as upgrading lighting systems, pumping systems, automation systems, heating, ventilation, and air conditioning system; and adding utility monitoring and control systems.
- Hanford Site Occupational Medical Services Contract provides occupational health services to personnel at Hanford including medical monitoring and qualification examinations, human reliability testing, and records management.
- Plateau Remediation Contract (PRC), when awarded, will include completion of the Plutonium Finishing Plant (PFP) project; non-Tank Farm waste disposal activities: groundwater monitoring and remediation; facility and waste site characterization, surveillance and maintenance, regulatory document preparation, and remediation.
- Mission Support Contract (MSC), when awarded, will provide DOE-RL, DOE-ORP, and their contractors with the infrastructure and site services necessary to accomplish the Site mission.
- Project Hanford Management Contract (PHMC) includes cleanup and support activities, with the exception of DOE-ORP scope, at the Hanford Site. This scope will be included in the MSC and the PRC, when the contracts are awarded.

- River Corridor Closure Contract (RCCC) includes closing the Hanford Site River Corridor through deactivation, decontamination, decommissioning, and demolishing excess facilities; placing former production reactors in an interim safe and stable condition; remediating waste sites and burial grounds; and transitioning the River Corridor to long-term stewardship.

Another DOE Office -- the Pacific Northwest Site Office (PNSO), a component of the DOE Office of Science -- oversees the science and technology mission operated by the contractor-operated Pacific Northwest National Laboratory (PNNL). PNNL is an Office of Science multi-program laboratory that conducts research and development activities, including technology programs related to the Hanford cleanup mission.

In addition to the cleanup mission, DOE leases Hanford land to non-DOE entities, such as the Laser Interferometer Gravitational Wave Observatory (LIGO), and the State of Washington, which in turn leases the land to US Ecology, Inc., a private firm that operates the Hanford Site burial grounds for commercial low-level waste. DOE also leases land to Energy Northwest (a consortium of public utility companies) that oversees the Northwest's only operating commercial nuclear power reactor, the *Columbia Generating Station*. None of these operations is associated with the Federal cleanup work at Hanford.

C.1.2 Contract Purpose and Overview

The purpose of this Contract is to furnish safe, compliant, cost-effective and energy-efficient services to further the DOE-ORP mission to store, retrieve and treat Hanford tank waste, store and dispose of treated waste, and to close the Tank Farm waste management areas to protect the Columbia River. The Contractor has the responsibility for determining the specific methods and approaches for accomplishing all work. This Contract applies performance-based contracting approaches; expects the Contractor to innovate and implement techniques that maximize performance efficiencies and scope completion and minimizes the description of how to accomplish the scope of work. The Contractor shall optimize base load facility operating and maintenance costs to maximize mission performance.

C.1.3 Scope Summary

The TOC¹ workscope is divided into six (6) Contract Line Item Numbers (CLINs) as follows:

CLIN 1 – Base Operations

- Transition. Transition all ongoing Tank Farm workscope.
- Safe, Compliant Operations. Maintain and operate the Tank Farms, 242-A Evaporator, and supporting Tank Farm infrastructure. Perform all required project support functions (project management, integrated safety management, security and emergency services, interactions, interface management).
- Analytical Laboratory Support. Operate and maintain the 222-S Laboratory Complex to support analysis activities performed under a separate DOE-ORP contract.

¹ Hereafter, TOC may represent the Contract or the Contractor, as applicable.

CLIN 2 – Single-Shell Tank (SST) Retrieval and Closure

- Single-Shell Tank Retrieval. Design, procure, permit, construct/fabricate, and operate SST retrieval systems that remove waste from the SSTs and transfer it to the Double Shell Tanks (DSTs) or treatment systems.
- Single-Shell Tank Farm (Waste Management Area) Closure. Perform waste management area closure activities in accordance with Site-wide integrated closure strategies.

CLIN 3 – Waste Treatment and Immobilization Plant (WTP) Support

- Treatment Planning, Waste Feed Delivery, and WTP Transition. Provide integrated system planning for the DOE-ORP mission and perform project planning, system upgrades/replacements, and operations to accomplish waste feed delivery to treatment facilities. Plan for the turnover of completed WTP facilities.
- WTP Operational Readiness. Conduct a continuing, in-process evaluation of WTP operational readiness to promote contractor understanding of and planning for future WTP operations, verify that there are no deficiencies that would preclude successful Contractor operations, and support the safe and efficient turnover of completed WTP facility(ies).
- Immobilized High-Level Waste (IHLW) Storage and Shipping Facility Construction. Modify the Canister Storage Building and/or design, construct, commission, and operate a separate interim storage facility for IHLW canisters from WTP and a shipping facility to prepare IHLW and spent nuclear fuel (SNF) canisters for shipment to a permanent repository.

CLIN 4 – Supplemental Treatment

- Demonstration Bulk Vitrification System (DBVS) Construction and Operations. Procure, construct, and operate a pilot scale one line Low Activity Waste (LAW) bulk vitrification plant for testing to determine the effectiveness of this treatment technology.
- Extended Demonstration Bulk Vitrification System Operations. Following successful DBVS operations, re-permit, modify and perform extended operations of the DBVS.
- Supplemental Treatment Design. Commence design, permitting, and safety analysis for supplemental treatment facilities to vitrify LAW.
- Supplemental Treatment Construction and Operations. Complete designs and permits, and construct and operate supplemental treatment facilities to vitrify LAW.
- Transuranic Tank Waste Treatment and Packaging. Design, construct, and operate a transuranic (TRU) tank waste treatment, packaging, characterization, and storage system for contact-handled (CH) TRU tank waste.

CLIN 5 – Early Feed and Operation of the WTP Low Activity Waste (LAW) Facility

- Tank Selection, Retrieval, Pretreatment and Feed Delivery Design. Commence design, permitting, and safety analysis for selected DST and SST waste retrieval, pretreatment and feed delivery directly to the WTP LAW Facility.

- Retrieval, Pretreatment and Feed Delivery Construction and Operations. Complete designs and permits, and construct and operate systems for selected tank waste retrieval, pretreatment and feed delivery directly to the WTP LAW Facility.
- Upgrade and Operate the Effluent Treatment Facility (ETF). Assume responsibility for the ETF, complete upgrade design and permitting, perform upgrades, and operate ETF.
- LAW/BOF/LAB Operations. Operate the completed WTP LAW, Balance of Plant Facilities (BOF), and Laboratory (Lab) facilities to vitrify pre-treated LAW from the Tank Farms.

CLIN 6 – Pension and Welfare Plans

- Hanford Employee Retirement and Benefit Plan Management. Sponsor, manage, and administer both the Hanford incumbent employee pension and benefit plans and the non-incumbent market-based retirement and benefit plans.
- Legacy Pension and Benefit Plan Management. Sponsor, manage, and administer pension and other benefit plans for retired contractor employees associated with work at other designated DOE sites.

C.1.4 Life-Cycle Mission Summary

The DOE-ORP River Protection Project (RPP) is composed of two major scopes of work performed by two separate contractors. The WTP contractor will design, construct, and commission the WTP for treating the Tank Farm waste. The TOC shall be responsible for planning, managing, and executing the Tank Farm project, sub-projects, operations and other activities as described in this *Statement of Work*. To accomplish the RPP mission, the TOC must interface with other Hanford Site contractors for necessary services and work coordination. General objectives are to perform the work within the established budget profile, reduce hazards to the workers, the public, and the environment, and to significantly reduce program life-cycle costs and schedules.

The life-cycle objectives (including this Contract term and beyond) of the RPP mission are as follows:

- Maintain safe tank waste storage until waste is retrieved.
- Retrieve waste from all 149 SSTs and transfer to DSTs or treatment facilities.
- Retrieve waste from all 28 DSTs to deliver waste feed to the tank waste treatment facilities (WTP and supplemental treatment).
- Operate treatment facilities.
- Store and disposition treated waste products in accordance with the WTP schedule and the RPP System Plan to support RPP mission completion.
- Implement effective supplemental treatment technologies that will increase DST space availability and operate with the WTP to accomplish tank waste treatment.
- Prepare interim stored IHLW and packaged TRU waste for shipment to the appropriate repositories.
- Treat and dispose of secondary waste streams.

- Dispose of immobilized low activity waste (ILAW) on-site in near-surface disposal facilities.
- Characterize vadose zone contamination related to the Tank Farms and associated facilities, and perform barrier installations and soils remediation in coordination with the Hanford Site groundwater program.
- Close Waste Management Areas including SSTs, DSTs, Tank Farm facilities, ancillary equipment, and remediated soils.
- Decommission WTP and supplemental treatment facilities and equipment after mission completion.

C.1.5 Facility Description

The Tank Farm system facilities are located in the 200 East Area, 200 West Area, and 600 Area of the Hanford Site. The Tank Farm system facilities comprise the SST farms, the DST farms, and associated support facilities, systems, and transfer equipment. The Tank Farm system includes 177 single- and double-shell tanks; double-contained receiver tanks; catch tanks; waste transfer pipelines and associated equipment used in waste transfers (e.g., diversion boxes and valve pits); miscellaneous inactive storage facilities; waste-handling and storage facilities; miscellaneous support and administrative facilities; in-tank, out-of-tank, and liquid transfer monitoring systems; associated ancillary equipment; and soils. Additional Tank Farm related facilities include the 242-A Evaporator, and the 222-S Analytical Laboratory. A detailed Hanford Site structures list is provided in the Section J Attachment entitled, *Hanford Site Structures List* and a detailed waste site list is provided in the Section J Attachment entitled, *Hanford Site Waste Assignments List*.

C.1.6 Organization of the *Statement of Work*

This *Statement of Work* is divided into five sections, with Section C.1 containing the background, contract purpose and overview, scope and organization of the *Statement of Work*; Section C.2, *Description of Project Performance Requirements*; Section C.3, *Description of Project Support Performance Requirements*; Section C.4, *Government-Furnished Services and Information*; and Section C.5, *Summary of Contract Deliverables*.

Figure C.1-2, River Protection Project (RPP) Mission

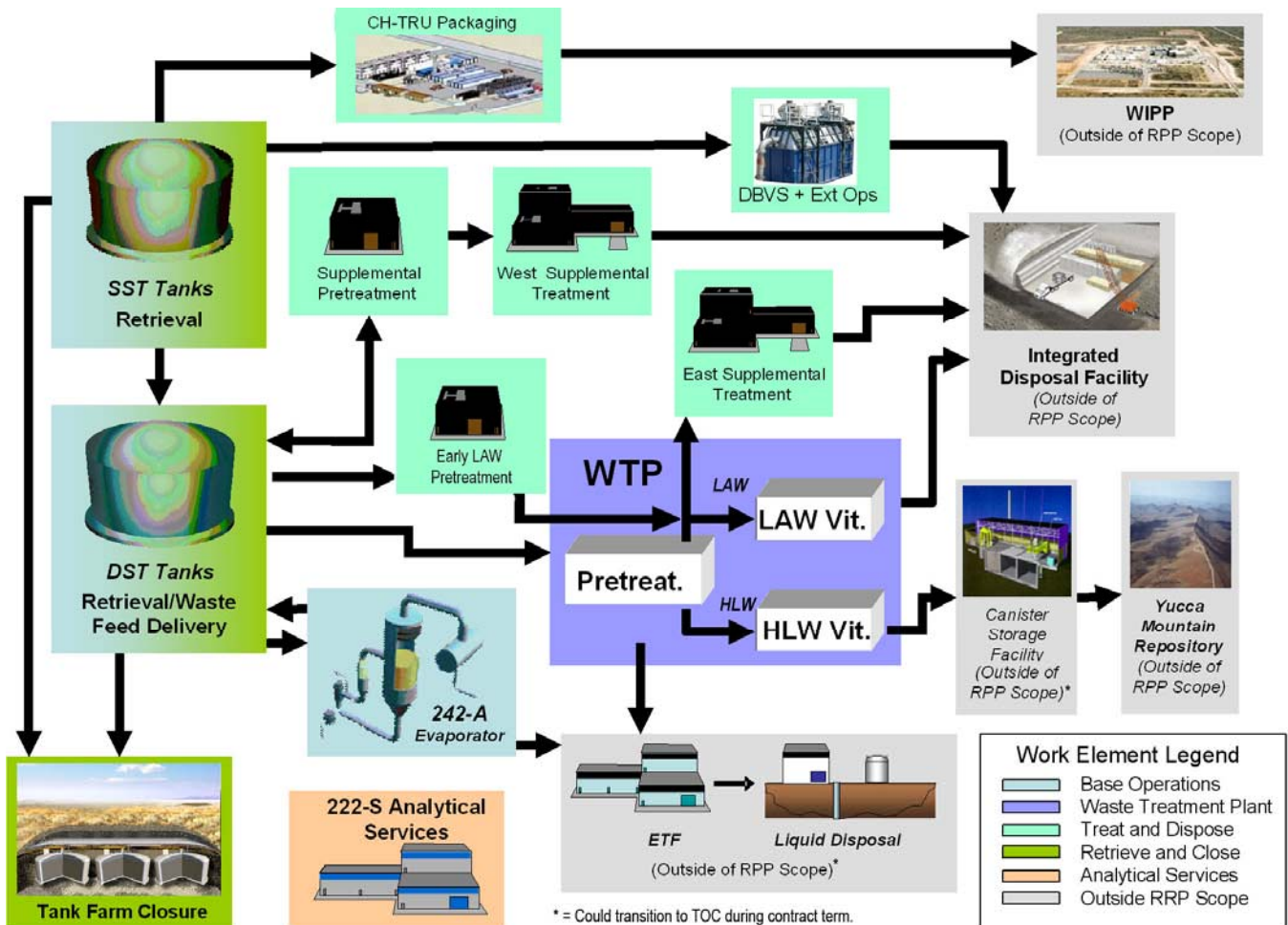
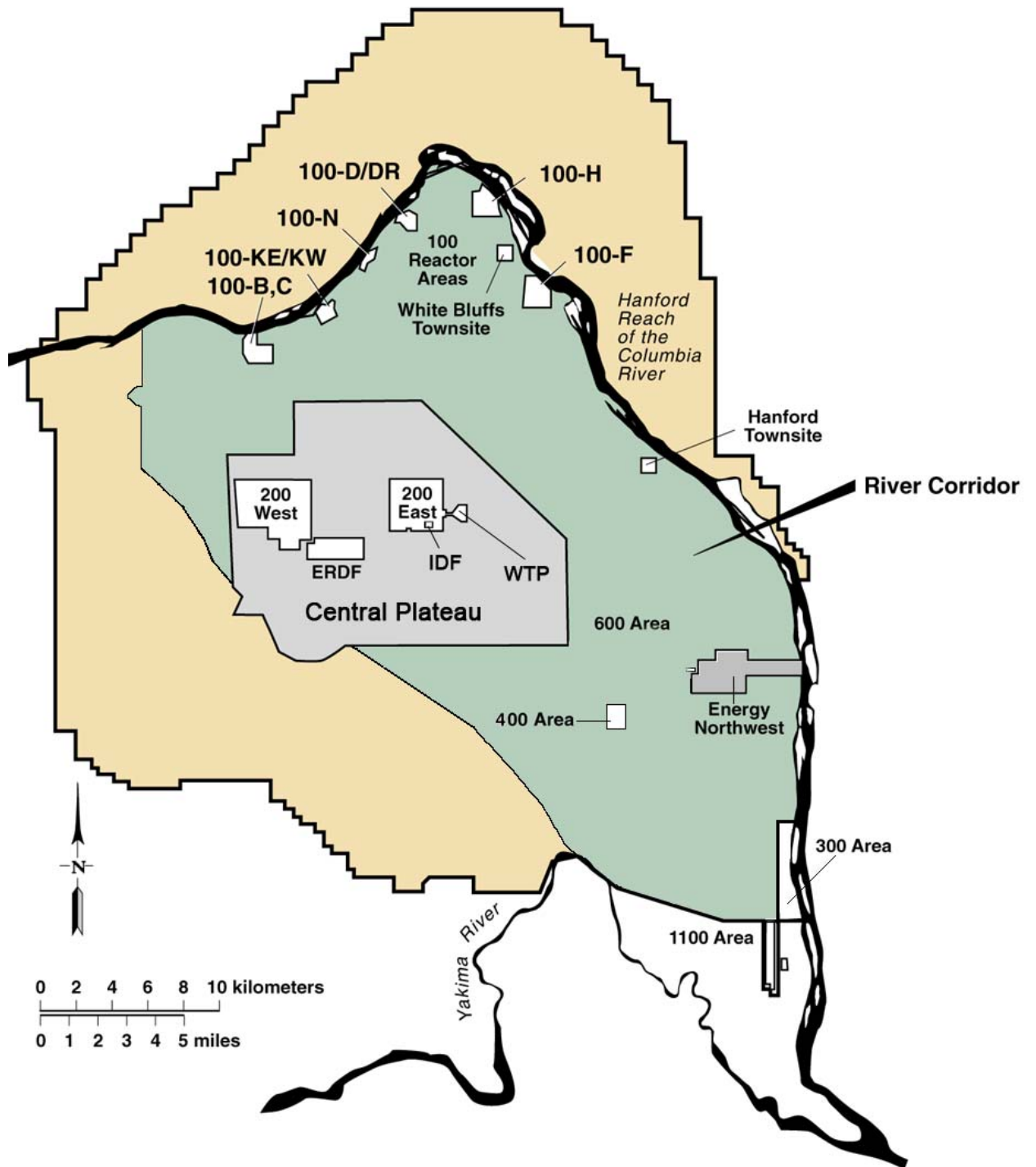


Figure C.1-3, Hanford Site (TOC activities located in the 200 West and 200 East Areas)



C.2 DESCRIPTION OF PROJECT PERFORMANCE REQUIREMENTS

Consistent with DOE-ORP authorization, the Contractor shall perform the following major activities which are divided into six CLINs and the respective sub-CLINs. DOE-ORP will authorize performance of the individual Sub-CLINs in accordance with the Section B Clauses entitled, *Item(s) Being Acquired* and *DOE Authorization of Work*.

The Contractor shall plan and perform the work under this Contract in accordance with the Section H Clause entitled, *Environmental Responsibility*, which requires compliance with current and future milestones in the TPA.

Table C.5, *Summary of Contract Deliverables*, provides a list of the deliverables described throughout this *Statement of Work*, including the due dates for the original submittals, and where applicable, the timing of required updates to these documents.

Title	Sub-CLINs	Activities
CLIN #1 Base Operations	1.1 1.2 1.3	Transition Safe, Compliant Operations Analytical Laboratory Support
CLIN #2 Single-Shell Tank (SST) Retrieval And Closure	2.1 2.2	Single-Shell Tank Retrieval Single-Shell Tank Farm (Waste Management Area) Closure
CLIN #3 Waste Treatment and Immobilization Plant (WTP) Support	3.1 3.2 3.3	Treatment Planning, Waste Feed Delivery, and WTP Transition WTP Operational Readiness Immobilized High-Level Waste (IHLW) Storage and Shipping Facility Construction
CLIN #4 Supplemental Treatment	4.1 4.2 4.3 4.4 4.5	Demonstration Bulk Vitrification System (DBVS) Construction and Operations Extended Demonstration Bulk Vitrification System Operations Supplemental Treatment Design Supplemental Treatment Construction and Operations Transuranic Tank Waste Treatment and Packaging
CLIN #5 Early Feed and Operation of the WTP Low Activity Waste (LAW) Facility	5.1 5.2 5.3 5.4	Tank Selection, Retrieval, Pretreatment and Feed Delivery Design Retrieval, Pretreatment and Feed Delivery Construction and Operations Upgrade and Operate the Effluent Treatment Facility (ETF) LAW/BOF/LAB Operations
CLIN #6 Pension and Welfare Plans	6.1 6.2	Hanford Employee Retirement and Benefit Plan Management Legacy Pension and Benefit Plan Management

C.2.1 CLIN #1 – Base Operations

C.2.1.1 Sub-CLIN 1.1: Transition

General Scope:

The Contractor shall transition all ongoing TFC workscope; transition any subcontract work that the Contractor elects (or is directed by DOE) to continue under an existing subcontract with the TFC; complete workforce transition in accordance with the requirements of Section H Clause entitled, *Special Contract Requirements*; and deliver a completed *Transition Plan* and *Transition Agreement*.

Detailed Scope and Requirements:

The Contractor shall:

- Submit a *Transition Plan* for DOE-ORP approval (Deliverable C.2.1.1-1) that includes a description of transition activities, involved organizations, and the transition schedule. The *Transition Plan* shall include a draft *Transition Agreement* to document completion of *Transition Plan* activities during the *Transition Period*.
- Coordinate directly with prime contractors, subcontractors, and DOE-ORP to finalize the *Transition Agreement*.
- Develop the inter-contractor ordering and financial agreements as defined by the Section J Attachment entitled, *Hanford Site Services and Interface Requirements Matrix* that are necessary to support Transition and Contract performance. The Contractor shall be responsible for the costs incurred or to be recovered under these agreements.
- Identify any material differences in the systems, facilities, waste sites, property, and services described in this *Statement of Work* and in the Section J Attachments entitled, *Supplemental Work Description Tables*, *Hanford Site Structures List*, and *Hanford Waste Site Assignment List*, versus the actual project status. The Contractor shall submit a *Statement of Material Differences* (Deliverable C.2.1.1-2) for DOE-ORP approval.
- Submit fundamental project management, environmental, safety, health, quality, security, and interface program documents as described in the *Statement of Work* within 60 days of Notice to Proceed. Key deliverables required during Transition are listed in Section C.5, entitled, *Summary of Contract Deliverables*.
- Conduct a joint reconciliation of the government property inventory with the predecessor contractor. This information shall be used to provide a baseline for the succeeding contract and for closeout of the predecessor contract.
- Support DOE-ORP in-process verification of Contract transition, provide weekly written *Transition Status Reports* (Deliverable C.2.1.1-3) to DOE-ORP for information, and be accountable for all work performed under this Contract at the end of the *Transition Period*.
- Submit a final *Transition Agreement* (Deliverable C.2.1.1-4) for DOE-ORP approval that includes the signatures of all contractor Transition parties or successor contracts.

During the Transition Period and prior to assuming control and responsibility for Safeguards and Security (SAS) responsibilities, the Contractor shall be subject to a DOE-ORP SAS initial survey conducted in accordance with DOE Manual (M) 470.4-1, *Safeguards and Security Program Planning and Management*. The results of the survey shall be documented and form the basis

for DOE-ORP authorization for the TOC to assume SAS responsibilities, in particular, responsibility for SNM. Following the survey, the Contractor shall assume responsibility for all applicable SAS resources, materials, facilities, documents, and equipment.

Upon completion of transition, the Contractor shall operate under the existing baseline or as modified at the unilateral discretion of DOE-ORP until the Contractor's initial baseline submittal is approved by DOE-ORP.

C.2.1.2 Sub-CLIN 1.2: Safe, Compliant Operations

Background:

The Hanford Tank Farms System consists of underground radioactive waste storage tanks, waste transfer systems, infrastructure and related facilities including the 242-A Evaporator. The 177 underground tanks, ranging in size from 55,000 to 1,160,000 gallons in capacity are grouped into 18 tank farms. The Tank Farms are a Hazard Category 2 nuclear facility and the Documented Safety Analyses (DSA), Technical Safety Requirements (TSRs), operations specifications documents, environmental permits, and current operating procedures define the necessary controls for safe operations.

General Scope:

The Contractor shall maintain and operate the Tank Farms, 242-A Evaporator, and supporting Tank Farm infrastructure.

For the assigned workscope, the Contractor shall establish and implement the necessary programs and processes for:

- Project Management (Section C.3.1);
- Integrated Safety Management System (ISMS) (Section C.3.2);
- Security and Emergency Services (Section C.3.3);
- Interactions (Section C.3.4); and
- Interface Management (Section C.3.5).

Detailed Scope and Requirements:

Base Cost Reduction

The Contractor shall seek to improve the effectiveness and efficiency of Tank Farm operations and maintenance in order to maximize budgeted funds directed to tank waste retrievals and treatment.

The Contractor shall evaluate the requirements basis and collaborate with DOE-ORP, regulators, and other Hanford Site contractors to develop innovative compliance methods that promote safe storage and cleanup work accomplishment.

SST System Management

The Contractor shall operate and maintain the SST system and ancillary facilities to safely store tank waste and facilitate tank waste retrieval and component closure. The Contractor shall perform non-destructive testing and evaluation of SSTs and miscellaneous underground storage tanks to assure continued tank integrity commensurate with the waste contained in each tank and the associated risk.

DST System Management

The Contractor shall integrate with the WTP contractor, and operate the DST system to maintain acceptable waste feed specifications for future waste feed delivery to the WTP while optimizing use of available DST space to facilitate SST waste retrieval and in-tank treatment to preserve tank integrity and improve waste feed characteristics.

Maintenance

The Contractor shall perform calibrations, maintenance and required equipment installations to assigned facilities in support of the RPP mission with a prioritization that provides the best value to DOE-ORP.

Upgrades

The Contractor shall plan and execute Tank Farm and related facilities upgrade sub-projects, as necessary, to support safe, reliable, and compliant storage, and tank waste retrieval, staging, delivery, and treatment efforts.

DST Integrity/Life Extension

The Contractor shall maintain DST waste within TSR chemistry specifications to minimize tank corrosion. Chemistry specifications shall be evaluated to optimize tank protection while minimizing waste generation and resultant vitrified waste form volume. The Contractor shall perform non-destructive testing and evaluation of tanks to meet *Resource Conservation and Recovery Act of 1976* (RCRA) requirements, status tank corrosion, and assure continued tank integrity.

Sampling & Characterization

The Contractor shall maintain a ready-to-serve waste tank sampling and sample transportation capability. The Contractor shall perform tank waste sampling and characterization to support safe storage and evaporator operations, and to preserve tank integrity. Sampling and characterization activities for tank waste retrieval, tank closure, treatment planning and waste feed delivery are included in their respective sub-CLINs.

Receipt of Wastes

The Contractor shall maintain the necessary equipment and receive waste from other Hanford Site facilities, as required, to support the Hanford Site cleanup mission.

Evaporator Operation

The Contractor shall operate the 242-A Evaporator in support of DST space management, waste retrieval, and feed delivery activities. The Contractor shall perform evaporator maintenance and upgrades, as necessary, to support the RPP mission.

Secondary Wastes

The Contractor shall perform detailed planning and implementation of activities to support packaging and treatment for disposal of secondary liquid and solid wastes generated in the Tank Farms and assigned facilities.

WTP Infrastructure Support

The Contractor shall be responsible for coordinating, planning and paying for the WTP contractor requirements for infrastructure, utility, and service support from the MSC and the PRC.

Vent and Balance Service

The Contractor shall perform cost-effective/efficient vent and balance services (primarily high efficiency particulate air (HEPA) filter testing) for RPP facilities and the balance of the Hanford Site.

Project Management

The Contractor shall implement and maintain Tank Farm and assigned facility project management processes as further described in Section C.3.1, *Project Management*. Where appropriate, the Contractor shall integrate these projects with the Hanford Site-wide programs coordinated by the MSC.

Integrated Safety Management System

The Contractor shall implement and maintain a Tank Farm and related facility ISMS that includes environment, safety, health, and quality programs as described in Section C.3.2, *Integrated Safety Management System*. Where appropriate, the Contractor shall integrate these programs with the Hanford Site-wide programs coordinated by the MSC.

Security and Emergency Services

The Contractor shall implement and maintain Tank Farm and assigned facility safeguards, security, and emergency preparedness programs as described in Section C.3.3, *Security and Emergency Services*. Where appropriate, the Contractor shall integrate these programs with the Hanford Site-wide programs coordinated by the MSC.

Interactions

The Contractor shall implement and maintain processes for interactions with Defense Nuclear Facilities Safety Board (DNFSB), Native Tribal Governments, regulators, advisory boards, stakeholders, and the media as described in Section C.3.4, *Interactions*.

Interface Management

In cooperation with other Hanford Site contractors, the Contractor shall establish interface management processes to assure effective control of technical, administrative, and regulatory interfaces as further described in Section C.3.5, *Interface Management*. Development and compliance with interface control documents (ICDs) between the Contractor and the WTP contractor are described separately in Section C.2.3.1.

C.2.1.3 Sub-CLIN 1.3: Analytical Laboratory Support

Background:

The 222-S Laboratory Complex in the 200 West Area of the Hanford Site is the primary Hanford Site laboratory for analysis of highly radioactive samples. The Analytical Services Production Contractor (ASPC), under contract to DOE-ORP through 2010, performs analytical services; however, the TOC shall operate and maintain the laboratory facility. The laboratory is a Hazard Category 3 nuclear facility and contains hot cells and equipment to perform analysis of solid, liquid and gaseous samples. The ASPC maintains its own ISMS, Quality Assurance Plan, and Assurance System Description, but relies on the TOC for nuclear safety, radiation protection, and any other facility-related support. The ASPC is required to annually perform approximately 25,000 inorganic, organic, and radionuclide analyses. The ASPC will perform these analyses on approximately 3,000 intermediate to high level radioactive and/or hazardous waste samples received from multiple locations and contractors on the Hanford Site.

General Scope:

The Contractor shall operate and maintain the 222-S Laboratory Complex to support analysis activities performed by the ASPC.

Detailed Scope and Requirements:

Integrated Planning

The Contractor shall coordinate with the ASPC to develop integrated Hanford Site-wide analysis plans, data quality objectives, and provide process and analytical technology support.

The Contractor shall document the interfaces in a mutually-approved *Administrative Interface Agreement with the Analytical Services Production Contractor* (Deliverable C.2.1.3-1) and submit to DOE-ORP for information.

The Contractor shall interface with the ASPC to develop sample analysis rates and waste generation estimates to allow the Contractor and other Site contractors to plan sample analysis expenditures.

Instrumentation & Equipment

The Contractor shall provide analytical instrumentation and support equipment to ensure capability, capacity, storage, and reliability are available to support Hanford Site cleanup schedules.

Radiological Safety

The Contractor shall provide radiological protection program support and radiological control technician services to the ASPC. The ASPC work shall be performed in accordance with the Contractor's Radiation Protection Program.

Waste Management

The Contractor shall manage, treat, store or dispose of wastes generated by the ASPC.

Transportation

The Contractor shall transport Tank Farm-related samples to the 222-S Analytical Laboratory.

Other Hanford Site contractors are responsible for transportation of their samples to the 222-S Analytical Laboratory.

Regulatory Authorization & Compliance

The Contractor shall develop, evaluate, and maintain authorization basis documentation, environmental permitting, and other regulatory compliance documentation and perform the necessary compliance activities.

Maintenance

The Contractor shall provide maintenance, routine calibrations, repairs and engineering functions.

Upgrades

The Contractor shall plan and execute upgrades to the 222-S Laboratory Complex to support safe, reliable, and compliant operations.

C.2.2 CLIN #2 – Single-Shell Tank (SST) Retrieval and Closure

C.2.2.1 Sub-CLIN 2.1: Single-Shell Tank Retrieval

Background:

The 149 SSTs contain a mixture of liquid, sludge and saltcake; pumpable liquids have been removed. Tank wastes are retrieved to support waste treatment and Tank Farm closure.

General Scope:

The Contractor shall design, procure, permit, construct/fabricate, and operate the SST retrieval system(s) used to remove waste from SSTs and transfer the waste to pretreatment/treatment systems, or to the DST system for eventual treatment.

Detailed Scope and Requirements:

Integrated Retrieval Planning and Implementation

The Contractor shall develop, submit for DOE-ORP approval, implement, and maintain an *Integrated SST Retrieval Plan* (Deliverable C.2.2.1-1) that describes waste treatment, closure objectives, and near-term SST retrieval commitments.

The Contractor shall incorporate retrieval planning into the overall *RPP System Plan* (See Section 2.3.1).

Retrieval Technologies

The Contractor shall develop technologies to improve the efficiencies and equipment reliability for retrieving saltcake, hard heel, and other wastes from SSTs; determine technology limitations, retrieval efficiencies, safety and environmental concerns, and cost impacts for SST retrieval systems; and evaluate alternative retrieval technologies and leak detection methods for SSTs.

Process Controls

The Contractor shall establish the necessary process controls and perform required tank waste sampling and characterization to prevent transfer line and equipment degradation, preserve DST integrity, and prevent flammable gas issues and other potential safety and environmental concerns.

Retrieval Execution

The Contractor shall provide SST retrieval system(s), and transfer waste to the DST system or pretreatment/treatment systems to support treatment schedules.

The Contractor shall design, procure, permit, construct and/or fabricate, test, start-up and operate SST retrieval and transfer system(s) that efficiently achieve the waste removal goals.

Cold Test Facility Operation

The Contractor shall manage, maintain and operate the Cold Test Facility to support personnel training, development and testing of retrieval technologies and tank sampling technologies, and to support testing and technology development.

Vadose Zone Characterization & Corrective Measures

The Contractor shall perform Tank Farm vadose zone sampling, characterization, and corrective measures (in coordination with the PRC) to integrate these activities and drive efficiencies in the Hanford Site groundwater program. The TOC shall provide support to the lead contractor (PRC) for the groundwater/vadose zone program.

C.2.2.2 Sub-CLIN 2.2: Single-Shell Tank Farm (Waste Management Area) Closure

Background:

There are 149 underground SSTs, ancillary equipment, and contaminated soil, aggregated into seven (7) waste management areas that require remediation and closure.

General Scope:

The Contractor shall perform waste management area closure activities in accordance with Hanford Site-wide integrated closure strategies.

Detailed Scope and Requirements:

Integrated Closure Planning and Implementation

The Contractor shall develop, submit for DOE-ORP approval, implement, and maintain an *Integrated SST Waste Management Area Closure Plan* (Deliverable C.2.2.2-1).

The Contractor shall incorporate closure planning into the overall *RPP System Plan*.

Regulatory Acceptance

The Contractor shall obtain regulatory approval for component and/or waste management area closure activities through regulator approval of necessary permits and authorization documents that demonstrate compliance with state and federal rules/regulations.

Physical Closure

The Contractor shall design, construct, and operate equipment and systems necessary to support the work specified in the regulatory closure documents.

The Contractor shall demonstrate technologies and gather data to support closure decisions.

C.2.3 CLIN #3 – Waste Treatment and Immobilization Plant (WTP) Support

C.2.3.1 Sub-CLIN 3.1: Treatment Planning, Waste Feed Delivery, and WTP Transition

Background:

High level and low activity portions of tank waste must be reliably provided to the WTP and other waste treatment equipment and facilities in time to support hot commissioning and operation. The existing DST system does not have the capability to retrieve, blend, and transfer wastes to the treatment facilities.

General Scope:

The Contractor shall provide integrated system planning for the RPP mission, incorporating the results from other integrated planning tools for SST retrievals, closures, and for waste feed delivery.

The Contractor shall perform waste feed delivery, including project planning, Tank Farm upgrade and new equipment installations, and operations to accomplish pretreatment (if needed), blending, mixing, retrieval and transfer of tank waste to support optimized and reliable feed delivery to the waste treatment facilities.

The Contractor and the WTP Contractor shall jointly develop a transition plan for safe and efficient transition of the operational WTP facilities to the Contractor.

Detailed Scope and Requirements:

Planning Models

The Contractor shall maintain the Hanford Tank Waste Operation Simulator (HTWOS) model and use the model to evaluate alternative cases to optimize RPP system performance and provide a technical basis for the approved *Performance Measurement Baseline* described in Section C.3.1.2, *Project Scope, Schedule, and Cost Baseline*. The key assumptions and inputs associated with this HTWOS model shall be submitted to DOE-ORP for approval.

The Contractor shall assist DOE-ORP in making the HTWOS model available for independent analysis of RPP System Planning.

RPP System Planning

The Contractor shall develop, submit for DOE-ORP approval, and maintain the *River Protection Project System Plan* (Deliverable C.2.3.1-1) and subsequent planning documents that describe the technical planning for optimizing tank retrieval sequence, waste feed delivery, treatment strategies, storage, disposal options and operations, tank closure, and mission completion projections. The *System Plan* shall consider effectiveness of the overall treatment system, including selection of waste feeding the WTP versus supplemental treatment options, and recycle streams and secondary waste streams. The Contractor shall conduct related planning, such as technology roadmapping, identification of technology needs, reductions to Tank Farm cost and risk, and streamlining of work processes.

The Contractor shall update the *System Plan*, as required, to reflect significant changes in mission strategies and to remain consistent with the *Performance Measurement Baseline* (See Section C.3.1.2.1). The key assumptions and inputs associated with this *System Plan* shall be submitted to DOE-ORP for approval prior to revision of the *System Plan*. All revisions of the *System Plan* shall be submitted to DOE-ORP for approval.

Integrated Waste Feed Delivery Planning

The Contractor shall prepare, submit for DOE-ORP approval, and implement an *Integrated Waste Feed Delivery Plan* (Deliverable C.2.3.1-2) to provide optimum and reliable pretreatment (if needed), blending/mixing, retrieval and delivery of feed to DOE-ORP treatment facilities. This Plan shall include the needs of commissioning, near-term, and long-term operations; necessary studies, testing, and infrastructure installation; and projected waste transfer/pretreatment operations.

The Contractor shall ensure that the *Integrated Waste Feed Delivery Plan* is integrated with the *RPP System Plan*.

Retrieval & Transfer System Upgrades

The Contractor shall design, procure, and install DST retrieval and transfer system upgrades in support of Tank Farms activities, including in-tank treatment, waste staging, waste feed delivery to treatment systems, and optimizing use of DST space.

Waste Pretreatment and Staging, DST Retrieval, and Feed Delivery Operations

The Contractor shall operate and maintain the DST retrieval and feed delivery systems including in-tank treatment/pretreatment and blending/mixing systems to maximize the waste treatment system efficiency.

The Contractor shall perform sampling and characterization of DST waste as required to support feed delivery planning.

Tank Waste Inventory Management

The Contractor shall maintain the electronic and physical systems necessary to manage the tank waste inventory, including the:

- Tank Waste Information Network System (TWINS) database;
- Best Basis Inventory (BBI) – updated quarterly to account for tank waste transfers and data from sampling;
- Archive sample storage in the 222-S Laboratory; and
- WTP feed sampling.

WTP Interface

The Contractor shall:

- Assist DOE-ORP (as lead) and the WTP contractor in developing and implementing an *Interface Management Plan*.
- Assist the WTP contractor in the developing, implementing, and updating Interface Control Documents (ICDs) which define the scope of each interface and required deliverables.

IHLW Storage and Disposition Planning

The Contractor shall perform system planning and baseline management activities for IHLW storage and disposition, and shall assist DOE-ORP in their interface with the DOE Office of Civilian Radioactive Waste Management. The IHLW system planning shall be integrated into the *RPP System Plan*.

WTP Transition Plan

The Contractor and the WTP contractor shall jointly develop a *WTP Facility Transition Plan* (Deliverable C.2.3.1-3) that describes the strategy, schedule and requirements for safe, efficient, and sequential transfer of the WTP facilities, associated workforce, and all activities that support operations from the WTP contractor to the Contractor. The Plan shall identify, at a minimum, each facility, the proposed schedule for facility turnover, and provide a checklist of requirements to be completed to ensure that the facilities can be safely transitioned and operated by the Contractor. The Plan shall provide for the flexibility of early and/or extended operations of any of the WTP facilities during the Transition Period.

The Contractor shall submit the *WTP Facility Transition Plan* to DOE-ORP for approval at the completion of the WTP contractor certification of WTP cold commissioning.

WTP LAW/BOF/LAB Facility Transition Plan

If the DOE-ORP directs early feed and operation of the WTP LAW/BOF/LAB facilities, the Contractor and the WTP contractor shall jointly develop a *WTP LAW/BOF/LAB Facility Transition Plan* (Deliverable C.2.3.1-4). The Contractor shall submit the *WTP LAW/BOF/LAB Facility Transition Plan* to DOE-ORP for approval at the completion of WTP contractor certification of WTP LAW/BOF/LAB cold commissioning.

C.2.3.2 Sub-CLIN 3.2: WTP Operational Readiness

Background:

The WTP Pretreatment facility, HLW facility, LAW facility, Analytical Laboratory (LAB), and Balance of Facilities (BOF) will be used to treat and immobilize the tank waste. The WTP is currently under construction and scheduled to perform start-up testing, cold commissioning, and hot commissioning under a separate contract during the Contract performance period.

General Scope:

The Contractor shall conduct a continuing in-process evaluation of WTP operational readiness to promote Contractor understanding of and planning for future WTP operations, verify that there are no deficiencies that would preclude successful Contractor operations, and support safe and efficient turnover of completed WTP facility(ies). DOE will require that the WTP Contractor certify that performance requirements are met, and DOE will independently accept the WTP facility(ies).

Detailed Scope and Requirements:

The Contractor shall develop a *WTP Operational Readiness Plan* (Deliverable C.2.3.2-1) detailing a time-phased approach for evaluation of WTP operational readiness to:

- Promote Contractor understanding of and planning for future WTP operations;
- Perform a continuing, in-process evaluation on WTP operability at a component, system, and facility basis;
- Verify that the WTP is ready to transition to Contractor operations; and
- Support safe and efficient Contractor acceptance of WTP facility(ies).

The Contractor shall submit the *WTP Operational Readiness Plan* to DOE-ORP for approval.

The Contractor shall report its evaluation of WTP operability in a *Semi-annual WTP Operational Readiness Evaluation* (Deliverable C.2.3.2-2). The evaluation will address each of the five (5) topical areas shown below for each of the WTP facilities (Pretreatment, HLW, LAW, LAB, and BOF).

Topical Areas:

- Process flowsheet viability;
- Reliability, availability, maintainability, and inspectability;

- Training and testing activities; and
- Cold and hot commissioning.

In the *Semi-annual WTP Operational Readiness Evaluation*, the Contractor shall document its technical basis to verify that the WTP is ready for transition to Contractor operations and that there are no deficiencies that would preclude successful Contractor operations. The responsible corporate official with knowledge of the basis for the evaluation, identified in Section H Clause entitled, *Responsible Corporate Official*, shall sign each of the *Semi-annual WTP Operational Evaluations*.

C.2.3.3 Sub-CLIN 3.3: Immobilized High-Level Waste (IHLW) Storage and Shipping Facility Construction

Background:

IHLW produced by the WTP will be stored on-site until shipment to an off-site repository. A Canister Storage Building (CSB), with three below grade vaults, is in operation. One of the three vaults currently provides interim storage for spent nuclear fuel canisters. The other two vaults are empty and require modifications to be able to accept up to 880 IHLW canisters. Project design to modify the two empty vaults is complete, but modifications have not begun.

General Scope:

The Contractor shall design, construct, commission, and operate a storage facility for IHLW canisters to support WTP production of IHLW. Based on the availability of an off-site repository, the Contractor shall design, construct, commission and operate a Hanford Shipping Facility for IHLW and SNF.

Detailed Scope and Requirements:

Hanford Shipping Facility and IHLW Interim Storage

The Contractor shall:

- Define and evaluate alternatives for location of the Hanford Shipping Facility, and the amount and location of on-site interim storage. The Contractor shall prepare a *Hanford Spent Nuclear Fuel and Immobilized High Level Waste Interim Storage Alternatives Analysis* (Deliverable C.2.3.3-1) and submit to DOE-ORP for information.
- Design a Hanford Shipping Facility that is capable of:
 - Receiving IHLW and SNF transportation casks on railroad cars from the off-site repository;
 - Removing and opening the casks;
 - Placing IHLW and SNF canisters into the casks,
 - Closing the casks and remounting them on the railcars; and
 - Staging the loaded railcars for return to the off-site repository.
- Complete modifications to the CSB and/or construction of a separate interim storage facility and ensure that the facility is ready for operation prior to WTP commencement of IHLW production.

- Complete construction of the Hanford Shipping Facility with capability to ship at a rate of 600 canisters per year. Actual shipping rates will be determined by the DOE Office of Civilian Radioactive Waste Management in accordance with the Integrated Acceptance Schedule.
- Prepare to operate the Hanford Shipping Facility in accordance with DOE-ORP direction (to be provided post-award) derived from the *Memorandum of Agreement for Acceptance of Department of Energy Spent Nuclear Fuel and High-Level Radioactive Waste*. Contractor responsibilities will include:
 - Loading IHLW and SNF canisters into transportation casks in accordance with procedures provided by DOE Office of Civilian Radioactive Waste Management;
 - Performing routine and incidental maintenance of transportation casks and equipment; and
 - Providing procedures, equipment and supplies, and personnel training for both Contractor and DOE staffs in the handling and maintenance of the SNF and IHLW canisters, as well as storage facilities and transportation equipment.

ILAW and IHLW Transport

The Contractor shall design and procure the necessary equipment and arrange for transportation of ILAW, IHLW, and unique waste forms from WTP and supplemental treatment facilities to their respective on-site disposition or storage locations.

C.2.4 CLIN #4 – Supplemental Treatment

C.2.4.1 Sub-CLIN 4.1: Demonstration Bulk Vitrification System (DBVS) Construction and Operations

Background:

Bulk vitrification is the tank waste treatment technology currently selected for testing and development at Hanford. Alternative technologies are being tested at other DOE Sites. Selection of the Hanford Site technology is dependent on the performance of the DOE options under development. The DBVS has been sited and designed. Laboratory, engineering, and production-scale testing continues to be conducted.

General Scope:

The Contractor shall complete an evaluation of DBVS design; procure, build, and operate a pilot scale one-line bulk vitrification plant; and conduct plant and waste form performance testing to determine the effectiveness of the treatment technology.

Detailed Scope and Requirements:

DBVS Planning

The Contractor shall evaluate the current design and pre-construction testing for acceptability.

The Contractor shall develop a *DBVS Construction, Testing, and Operations Plan* (Deliverable C.2.4.1-1) for DOE-ORP approval. The Plan shall include, but not be limited to, pre-construction testing of pilot plant systems, pilot plant construction, construction acceptance and operational testing, and operations including waste form and plant performance evaluation.

DBVS Execution

The Contractor shall procure, build, test, start up, and operate the DBVS. Plant and immobilized waste form performance data shall be collected to support a decision by DOE on supplemental LAW treatment technologies.

The Contractor shall develop a *DBVS Pilot Plant and Vitrified Waste Form Performance Test Plan* (Deliverable C.2.4.1-2) for DOE-ORP approval.

The pilot plant shall be capable of testing waste processing under radioactive conditions, demonstrate the effectiveness of joule-heated melting utilizing Hanford radioactive tank waste, and provide design, construction, and operations lessons learned and training that could minimize technical and schedule risks for the production-scale bulk vitrification system.

The Contractor shall document the results of the DBVS pilot plant operational performance and the primary waste packages and vitrified waste forms environmental performance in a *DBVS Pilot Plant and Vitrified Waste Form Performance Results* report (Deliverable C.2.4.1-3) and submit the report to DOE-ORP for review. The report shall document performance data to include, but not limited to:

- DBVS pilot plant unit processing duration, and melter throughput, availability, and reliability while processing radioactive waste streams;
- Operational resource requirements and total operating efficiency;
- Equipment availability input to production plant;
- Maintenance and critical spares information;
- Quantification of the bounds of glass composition envelopes;
- Primary waste packages and vitrified waste forms environmental performance comparison to the waste acceptance criteria of the Hanford Site Integrated Disposal Facility (IDF);
- Secondary waste streams including off-gases and liquids environmental performance and volume quantification;
- Critical permitting data for the production-scale project;
- Identification of optimization in technology application, startup, operations, and process control for a production facility;
- Validation of whether off-gas treatment system consistently performs to meet or exceed (i.e., performs better than) regulatory requirements; and
- Operation of the vitrified waste package core sampling system.

Quality Assurance

The Contractor shall ensure that analytical laboratory analyses conducted on the DBVS waste feed, primary waste packages, vitrified waste forms, and secondary waste forms meet the quality requirements of the *Hanford Analytical Services Quality Assurance Requirements Document*.

Technical Recommendation

The Contractor shall make a technical recommendation on the viability of bulk vitrification as a LAW treatment technology for application on a production-scale based on the pilot plant operational performance, primary waste packages and vitrified waste forms environmental performance, and secondary waste forms environmental performance data.

The Contractor shall submit a *Recommendation on the Viability of the Bulk Vitrification Waste Treatment Technology* report (Deliverable C.2.4.1-4) to DOE-ORP for approval.

Comparative Analysis

The Contractor shall perform a comparative analysis of the bulk vitrification technology to alternative technologies (e.g., steam reforming, cast stone, a second WTP ILAW facility, and any other viable technologies) based on the pilot plant operational performance, vitrified waste form and secondary waste form performance. The Contractor shall provide assistance as determined by DOE-ORP during the DOE independent, expert review of its comparative analysis process and results.

The Contractor shall submit a *Comparative Analysis of Supplemental Treatment Technologies* report (Deliverable C.2.4.1-5) to DOE-ORP for review.

Re-permit Recommendation

Upon completion of the DBVS mission at its present site, the Contractor shall evaluate system performance results and submit a recommendation to DOE-ORP to either decommission the DBVS pilot plant and return the site to grade, or negotiate with Washington State regulators to re-permit the facility for an additional treatment mission.

The Contractor shall submit a *Recommendation to Re-Permit DBVS* report (Deliverable C.2.4.1-6) to DOE-ORP for approval.

Disposal

The Contractor shall design and procure the transportation equipment and arrange for transportation of the vitrified waste packages to the appropriate on-site disposal location, in accordance with the facility waste acceptance criteria and regulatory requirements.

Decommission

If the DBVS will not be modified for extended operations, then the Contractor shall decommission the DBVS facility in accordance with approved plans and permitting requirements.

C.2.4.2 Sub-CLIN 4.2: Extended Demonstration Bulk Vitrification System Operations

Background:

When the DBVS has completed its mission as a pilot plant, and if proven successful, DOE-ORP may direct the Contractor to upgrade the pilot plant so that it may be permitted to process additional tank waste.

General Scope:

The Contractor shall permit, modify, and perform extended operations of the DBVS.

Detailed Scope and Requirements:

Permit

The Contractor shall re-permit the DBVS for further service.

The Contractor shall meet RCRA Part B permit and radioactive mixed waste processing requirements.

The Contractor shall assume a lead role in negotiations with the regulators to develop the RCRA Part B Permit modification.

Pilot Plant Modification

The Contractor shall develop an 80 percent (%) probability cost and schedule estimate to refit the pilot plant to meet RCRA Part B permit and radioactive mixed waste processing requirements, and submit a *Cost and Schedule Estimate for the Extended Operations of the Demonstration Bulk Vitrification System* report (Deliverable C.2.4.2-1) to DOE-ORP for approval.

The Contractor shall:

- Modify the pilot plant for further service and identify candidate tanks for processing.
- Design and fabricate components and systems, and perform construction activities to install and upgrade the pilot plant, as necessary, for the plant to meet RCRA Part B permit and radioactive mixed waste processing requirements.
- Revise the existing waste feed acceptance specification consistent with the design modifications and waste forms to be processed.
- Submit for DOE-ORP approval an *Extended Operations of the DBVS Final Design Modifications and Feed Acceptance Specifications* report (Deliverable C.2.4.2-2).

Extended Demonstration Bulk Vitrification System Operations

The Contractor shall develop sampling and analysis plans for the plant waste feed, primary waste packages and vitrified waste forms, and secondary waste forms, and submit an *Extended Operations of the DBVS Sampling and Analysis Plan* (Deliverable C.2.4.2-3), to DOE-ORP for approval.

The Contractor shall perform extended operations of the DBVS and ensure that the waste feed meets feed acceptance specifications and the immobilized products meet the standards for on-site disposal under DOE, RCRA, and Ecology permit requirements.

The Contractor shall operate the plant and ensure that all effluent vapor and liquids and all secondary waste streams meet on-site disposal requirements. The Contractor shall perform solid/liquid separation and waste feed pretreatment necessary to meet the waste feed requirements.

Quality Assurance

The Contractor shall ensure that analytical laboratory analyses conducted on the waste feed, primary waste packages, vitrified waste forms, and the secondary waste forms meet the requirements of the *Hanford Analytical Services Quality Assurance Requirements Document*.

Decommission

Upon completion of extended DBVS operations, the Contractor shall decommission and demolish the DBVS facility in accordance with approved plans and permitting requirements.

Disposal

The Contractor shall arrange for transportation of the vitrified waste packages to the appropriate on site disposal location.

C.2.4.3 Sub-CLIN 4.3: Supplemental Treatment Design

Background:

Depending on future waste treatment decisions, DOE-ORP may direct the Contractor to permit and commence design on supplemental LAW treatment capacity.

General Scope:

The Contractor shall perform the necessary activities to permit and commence design of additional supplemental treatment capacity for low activity tank waste.

Detailed Scope and Requirements:

The Contractor shall commence design, permitting, and safety analysis activities up through Critical Decision 2, *Approve Performance Baseline*, for LAW treatment facilities in accordance with the requirements of DOE Order (O) 413.3A, *Program and Project Management for Acquisition of Capital Assets*. Plant treatment capacity shall meet the requirements determined by the planning models and RPP System Plan described in Section C.2.3.1, Treatment Planning and Waste Feed Delivery.

The Contractor shall design treatment processes to ensure that the treated waste meets the standards for on-site disposal under DOE, RCRA, and Ecology permit requirements.

The Contractor shall develop treatment waste feed acceptance specifications consistent with the design and waste forms to be processed. The design shall incorporate solid/liquid separation and waste feed pretreatment necessary to meet the waste feed acceptance specifications.

C.2.4.4 Sub-CLIN 4.4: Supplemental Treatment Construction and Operations

Background:

Depending on future waste treatment decisions, DOE-ORP may direct the Contractor to complete design and construction of supplemental LAW treatment capacity.

When supplemental treatment construction is completed, it may be advantageous for DOE to direct transition and/or operation of the supplemental LAW treatment capacity.

General Scope:

The Contractor shall construct additional supplemental treatment capacity for LAW.

Detailed Scope and Requirements:

The Contractor shall complete design and permitting, and procure and construct supplemental LAW treatment capacity. The plant(s) shall receive LAW feed from SSTs and DSTs.

Plant treatment capability shall meet the requirements determined by the planning models and *RPP System Plan* described in Section C.2.3.1, *Treatment Planning and Waste Feed Delivery*.

Treated waste shall meet the standards for on-site disposal under DOE, RCRA, and Ecology permit requirements.

The Contractor shall perform solid/liquid separation and waste feed pretreatment necessary to meet the waste feed acceptance specifications.

C.2.4.5 Sub-CLIN 4.5: Transuranic Tank Waste Treatment and Packaging

Background:

The Hanford Transuranic (TRU) Tank Waste Project was initiated to provide supplemental treatment of TRU tank waste. Project and equipment status is documented in RPP-PLAN-25638, Revision 0, *Transuranic Waste Project Standby Report*. Significant portions of the retrieval and treatment systems are currently used in other Tank Farm projects.

Regulatory documentation including the Waste Isolation Pilot Plant (WIPP) Class III RCRA permit modification, the RCRA Part B permit modification, the U.S. Environmental Protection Agency (EPA) Compliance Recertification Application, and appropriate *National Environmental Policy Act of 1969* (NEPA) documentation are in development.

General Scope:

The Contractor shall design, permit, construct, and operate a TRU tank waste packaging, characterization, and storage system for CH-TRU tank waste.

Detailed Scope and Requirements:

CH-TRU Packaging System

The Contractor shall permit, design, construct and operate a CH-TRU waste treatment and packaging system for TRU tank waste retrieved from selected SSTs.

WIPP Certification

The Contractor shall perform the WIPP-required characterization and support PRC in certification activities to demonstrate acceptability of the CH-TRU tank waste packages for disposal at WIPP.

CH-TRU Temporary Storage

The Contractor shall arrange for transportation of the CH-TRU waste packages to the PRC for storage pending shipment to WIPP.

C.2.5 CLIN #5 – Early Feed and Operation of the WTP Low Activity Waste Facility (LAW)

Background:

Depending on future waste treatment decisions, DOE-ORP may direct the Contractor to pursue actions to allow the WTP LAW Facility to begin vitrifying pretreated tank waste prior to the projected complete WTP hot start. Startup of the WTP LAW Facility will require early startup of the WTP LAB and the BOF on the WTP site, as well as modifications to other Hanford Site infrastructure (i.e., ETF). Construction work would continue on the WTP Pretreatment and HLW facilities with the construction zones cordoned off from the operational facilities.

When WTP Pretreatment and HLW facilities are completed, it may be advantageous for DOE to direct transition and/or operation of these WTP capabilities to support early feed and operation of the WTP LAW facility.

C.2.5.1 Sub-CLIN 5.1: Tank Selection, Retrieval, Pretreatment and Feed Delivery Design

General Scope:

The Contractor shall perform the activities necessary to permit and commence design of tank waste retrieval, pretreatment and waste feed delivery equipment and facilities to provide pretreated waste to the WTP LAW facility.

Detailed Scope and Requirements:

The Contractor shall identify the waste tank retrieval, staging, conditioning, pretreatment, and feed delivery sequences to provide waste feed delivery to the WTP LAW facility while optimizing the later waste feed retrieval and delivery processes for subsequent startup of the entire WTP complex. These planning sequences shall be documented and approved by DOE-ORP as described in the Sub-CLIN entitled, *Treatment Planning, Waste Feed Delivery, and WTP Transition*.

The Contractor shall commence design, permitting, and safety analysis activities up through Critical Decision 2, *Approve Performance Baseline*, for the waste tank retrieval; waste staging, conditioning, and pretreatment; feed delivery equipment and facilities; and secondary waste stream treatment (including modifications to the ETF) in accordance with the requirements of DOE O 413.3A, *Program and Project Management for Acquisition of Capital Assets*.

The Contractor shall produce a design to provide waste feed to the WTP LAW facility that meets the waste acceptance criteria in the WTP contract as described in the ICDs between the WTP and the TOC.

The Contractor shall compare early startup of the WTP LAW facility versus other treatment options for LAW – considering projected life-cycle costs, waste treatment schedules, waste form performance, environmental and program risks, and impacts to other Hanford mission activities. The Contractor shall incorporate the analysis results into the *RPP System Plan*.

The Contractor shall interface with applicable Hanford Site contractors to ensure treatment planning includes planning for impacts and for the necessary modifications to projected Site services and waste management functions and facilities including ETF and the Liquid Effluent Retention Facility (LERF). The Contractor shall submit for DOE-ORP approval an *ETF/LERF Transition Plan* (Deliverable C.2.5.1-1) detailing the turnover of the ETF and LERF to the TOC.

C.2.5.2 Sub-CLIN 5.2: Retrieval, Pretreatment and Feed Delivery Construction and Operations

General Scope:

The Contractor shall complete design and permitting, and procure, construct and operate tank waste retrieval, pretreatment, waste feed delivery, and secondary waste treatment equipment and facilities to provide pretreated waste to the WTP LAW facility.

Detailed Scope and Requirements:

The Contractor shall complete designs and permits; and procure and construct the waste tank retrieval; waste staging, conditioning, and pretreatment; feed delivery equipment and facilities; and secondary waste stream treatment to provide waste feed delivery to the WTP LAW facility.

The Contractor shall operate the equipment and facilities to stage pretreated waste and to provide waste feed to the WTP LAW facility that meets the waste acceptance criteria in the WTP contract as described in the ICDs between the WTP and the TOC.

C.2.5.3 Sub-CLIN 5.3: Upgrade and Operate the Effluent Treatment Facility

General Scope:

The Contractor shall assume responsibility for the 200 East Area ETF and LERF, and complete upgrade designs and permitting, perform facility upgrades, and operate the ETF and LERF.

Detailed Scope and Requirements:

The Contractor shall assume responsibility for the 200 East Area ETF and LERF from the PRC in accordance with the DOE-ORP approved *ETF/LERF Transition Plan*.

The Contractor shall complete ETF and LERF upgrade designs and permitting, and perform facility upgrades to enable the facilities to receive and treat anticipated waste stream volumes and types.

The Contractor shall maintain the facilities in a ready-to-serve status, function as a service provider for other site contractors, and coordinate with waste generators to develop annual waste volume projections for DOE-ORP review.

The Contractor shall operate the LERF and ETF to receive liquid waste that meets applicable waste acceptance criteria.

The Contractor shall treat liquid wastes and dispose of liquid and solid wastes in accordance with DOE directives, regulations, and discharge permits.

C.2.5.4 Sub-CLIN 5.4: LAW/BOF/LAB Operations

General Scope:

The Contractor shall transition, manage, maintain, and operate the WTP LAW/BOF/LAB facilities to produce Immobilized Low Activity Waste (ILAW) for delivery to the on-site disposal facility.

Detailed Scope and Requirements:

Operating Specifications

The Contractor shall submit the *WTP LAW Facility Operating and Product Specifications* (Deliverable C.2.5.4-1) concurrent with the *WTP LAW/BOF/LAB Facility Transition Plan* to DOE-ORP for approval. The specifications document shall include:

- ILAW container requirements and filled container limitations;
- Container fill and constituent requirements;
- Waste form sampling; and
- ILAW container handling and shipping to the approved on site disposal location.

WTP Facility Transition

Once each operational WTP facility(ies) is accepted by DOE-ORP under the WTP contract, the Contractor shall begin the transfer of the operational facility(ies), necessary operations and maintenance workforce, and all activities that support operations between the WTP contractor and the Contractor.

The Contractor shall coordinate directly with all other Hanford Site contractors that support an interface with the WTP facility(ies) and submit for DOE-ORP approval a *Transition Agreement* with the signatures of all involved parties.

The Contractor shall conduct a self-assessment of each facility(ies) transfer, support DOE-ORP verification of each transfer, and be accountable for WTP facility(ies) operation following transfer.

LAW/BOF/LAB Operations

The Contractor shall manage, maintain, and operate the WTP LAW/BOF/LAB facilities to produce containers of ILAW. Each container shall be routed through the complete process and equipment system, including level measurement, sampling as required, inert fill (as required), lid closure, decontamination, and placement in position for shipment.

The Contractor shall arrange for transportation of the ILAW containers to the appropriate on-site disposal location in accordance with the facility waste acceptance criteria and regulatory requirements.

C.2.6 CLIN #6 – Pension and Welfare Plans

C.2.6.1 Sub-CLIN 6.1: Hanford Employee Retirement and Benefit Plan Management

The Contractor will have certain responsibilities regarding sponsorship, management and administration of pension and other benefit plans for certain active and retired contractor employees at the Hanford Site. The requirements and scope of these responsibilities are set forth in the Section H Clause entitled, *Employee Compensation: Pay and Benefits* and the Section H Clause entitled, *Post-Contract Responsibilities for Pension and Other Benefit Plans*.

C.2.6.2 Sub-CLIN 6.2: Legacy Pension and Benefit Plan Management

The Contractor will have certain responsibilities regarding sponsorship, management and administration of pension and other benefit plans for certain retired contractor employees associated with work at different DOE Sites. The requirements associated with these responsibilities are set forth in the Section H Clause entitled, *Employee Compensation: Pay and Benefits* and the Section H Clause entitled, *Post-Contract Responsibilities for Pension and Other Benefit Plans*.

C.3 DESCRIPTION OF PROJECT SUPPORT PERFORMANCE REQUIREMENTS

The following Sections define the programs that must exist to safely and effectively perform the cleanup mission in the Hanford Tank Farms and related facilities. Beginning with Project Management and progressing through Integrated Safety Management, Environmental, Safety, Health and Quality (ESH&Q), Security and Emergency Services, Interactions, and Interface Management, these programs shall be conducted in an integrated manner that protects the workers, public, and environment while enabling efficient cleanup.

C.3.1 Project Management

The Contractor shall provide all management and technical information to:

- Meet the requirements of DOE O 413.3A, *Program and Project Management for the Acquisition of Capital Assets* and DOE M 413.3-1, *Project Management for the Acquisition of Capital Assets*;
- Support the budget formulation activities including but not limited to emerging work items list; budget formulation input (including Integrated Priority List); fall limited budget update submission; budget scenario development; and budget presentations (such as public and regulatory briefings, etc.);
- Meet the data requirements of the DOE Integrated Planning; Accountability and Budgeting System;
- Ensure transparency in project performance and efficiency in project execution;
- Support audits, evaluations, and external technical reviews; and
- Support other DOE-ORP performance assessments and information needs.

The Contractor shall ensure that all project management information developed under this Contract is accessible to DOE-ORP electronically.

C.3.1.1 Project Integration and Control and Earned Value Management

The Contractor shall prepare and submit for DOE-ORP approval a *Project Execution Plan* (PEP) (Deliverable C.3.1.1-1) consistent with the PEP requirements in DOE O 413.3A and DOE M 413.3-1. The PEP shall describe the approach for managing and controlling all activities necessary to execute this Contract and shall focus on Contractor policies, methods, and approach to project integration of scope, schedule and cost information.

The Contractor shall provide, as an attachment to the PEP, a *Project Control System Description* that complies with the requirements of DOE O 413.3A, DOE M 413.3-1, and *American National Standards Institute (ANSI)/Electronic Industries Alliance (EIA)-748-A-1998 Earned Value Management Systems (EVMS)*.

The *Project Control System Description* shall describe the management processes and controls that shall be used to implement an EVMS, manage and control work, and complete Contract requirements. The *Project Control System Description* shall include:

- The baseline development process and the hierarchy of documents that shall be used to describe and maintain the *TOC Project Performance Measurement Baseline (PMB)* (See Section C.3.1.2.1, *Performance Measurement Baseline*);
- The process the Contractor intends to use for earned value management, change control, configuration control, interface control, and document control;
- The organizational breakdown structure, including roles and responsibilities of each major organization and identification of key management personnel; and
- A list of project software the Contractor proposes to use for project control.

The Contractor shall have the EVMS evaluated against the ANSI standard by a qualified, independent third party chosen by the DOE Office of Engineering and Construction Management (DOE-OECM). Upon successful completion of the evaluation, DOE-OECM will certify the Contractor's EVMS as compliant with the ANSI standard. Subsequent to the initial evaluation and certification, DOE-OECM may at any time require the Contractor to repeat the evaluation and certification process. The Contractor shall provide all necessary support to conduct the initial and any subsequent evaluations and closure of all corrective actions.

The Contractor shall flow down the EVMS requirements in accordance with the Section I Clause entitled, *FAR 52.234-4, Earned Value Management System*.

Upon DOE-ORP approval of the PEP, the Contractor shall fully implement the *Project Control System Description*. The Contractor shall obtain Contracting Officer approval prior to implementing materially significant changes to the PEP. The Contractor shall provide DOE-ORP with access to all pertinent records, data, and plans for purposes of initial approval, approval of proposed changes, and the ongoing operation of the project control system.

C.3.1.2 Project Scope, Schedule, and Cost Baseline

C.3.1.2.1 Performance Measurement Baseline

The Contractor shall develop and maintain a TOC Project Performance Measurement Baseline (PMB). The PMB is a life-cycle integrated and traceable technical scope, schedule, and cost baseline that encompass all activities to execute the requirements of this Contract, integrate the WTP scope and schedule, and complete the River Protection Project mission.

The PMB shall include the following:

- Technical Scope. The following baseline documents shall be viewed collectively as the technical scope for the PMB:
 - The Contract Section C, *Statement of Work*;
 - The *River Protection Project System Plan*;
 - Waste site and facility lists;
 - Approved Interface Control Documents (ICDs);
 - Work Breakdown Structure (WBS) dictionary sheets required to a WBS level to be determined post-award by DOE-ORP;
- Schedule at a WBS level to be determined post-award by DOE-ORP; and
- Time-phased life-cycle cost estimate.

The PMB shall comply with the following requirements:

- The scope, cost and schedule shall be linked through use of the WBS provided by DOE-ORP or as otherwise approved by DOE-ORP. The WBS shall encompass all activities required in this Contract and provide the basis for all project control system components, including estimating, scheduling, budgeting, and project performance reporting. Control accounts within the WBS shall be identified.
- The baseline and management thereof shall comply with; *ANSI/EIA-748-A-1998 Earned Value Management Systems (EVMS)*, DOE O 413.3A, *Program and Project Management for the Acquisition of Capital Assets*, and DOE M 413.3-1, *Project Management for the Acquisition of Capital Assets*.
- The PMB schedule shall:
 - Include all significant external interfaces, all TPA milestones, other regulatory and DNFSB commitments, and Government-Furnished Services and Information (GFS/I) dependencies.
 - Be an integrated, logical network-based plan that correlates to the WBS, is vertically traceable to the EVMS control accounts, and successfully aligns the Tank Farm Project schedule with the WTP schedule. The schedule shall be capable of summarizing from control accounts to higher WBS levels.
- A working level schedule(s) shall be developed for the execution year plus 6 additional months. The working level schedule(s) shall be integrated with the PMB and able to provide earned value reporting in compliance with *ANSI/EIA-748-A-1998 Earned Value Management Systems (EVMS)*.
- The PMB cost estimate shall include project resource plans, detailed resource estimates, basis of estimates, budgetary requirements, and identification of direct costs, indirect costs, management reserve, and fee.
- The method used to determine earned value shall be identified for each control account.
- The PMB shall be accessible to DOE-ORP at any time through access to electronic files.
- The PMB shall integrate with the:
 - Financial systems(s);
 - Budget formulation;
 - Regulatory, DOE, and Congressional commitments; and,
 - Performance milestones including contract performance incentives and other performance measures established by DOE-ORP.

C.3.1.2.2 Performance Measurement Baseline Submittals

The Contractor shall develop and submit an initial *TOC Project Performance Measurement Baseline* (Deliverable C.3.1.2.2-1) to DOE-ORP for approval. The PMB submittal shall include both hard copies and electronic files for the:

- WBS and WBS dictionary sheets at the level in which the costs are collected and cross referenced to the corresponding Contract CLIN number;
- Time-phased cost estimate at a WBS level to be determined post-award by DOE-ORP;
- Basis of estimate at a WBS level to be determined post-award by DOE-ORP; and

- Time-phased resource-loaded schedule at a WBS level to be determined post-award by DOE-ORP.

The Contractor shall provide the WBS, WBS dictionary data, and the basis of estimate data in either Microsoft Word[®] or Microsoft Access[®] format. Cost data shall be provided in Microsoft Access[®] or Excel[®] format and the schedule shall be provided using the current version of Primavera Systems, Inc., Enterprise for Construction[®] software unless agreed to otherwise by DOE-ORP.

The Contractor shall provide additional data that may be required by the MSC for development of the Hanford Site-wide life-cycle baseline.

The Contractor shall support the DOE-ORP External Independent Review and Energy Systems Acquisition Advisory Board (ESAAB) review of the initial submittal of the PMB and follow-on reviews of required updates.

C.3.1.2.3 Performance Measurement Baseline Change Control Process

The PMB change process shall be sufficiently rigorous and disciplined to ensure that the PMB is accurate, up to date and capable of providing meaningful data and information.

The Contractor shall:

- Develop and submit for DOE-ORP approval, a *TOC Project Performance Measurement Baseline Change Control Process* document (Deliverable C.3.1.2.3-1), with change authorities consistent with the approved *Project Execution Plan* and DOE O 413.3A, *Program and Project Management for the Acquisition of Capital Assets*.
- Implement the *Project Baseline Change Control Process* with the PMB used as the reference for all baseline changes.

C.3.1.3 Project Performance Reporting

The Contractor shall provide DOE with the necessary project performance information to support budget planning, execution, and reporting; project planning and execution; audit and evaluation; and other DOE performance assessment and information needs.

C.3.1.3.1 Monthly Performance Report

The Contractor shall submit a *Monthly Performance Report* (Deliverable C.3.1.3-1) representing the prior month's performance and transmit it to DOE-ORP for review by the last Tuesday of each month.

The Monthly Performance Report shall be a written report that includes, but is not limited to, the following:

- Project manager narrative assessment.
- Significant accomplishments and progress towards completion of project goals and objectives.

- Major issues including actions required by the Contractor and DOE-ORP;
- Analysis of funds expenditure, with projections for the Project by fiscal year and life of the Contract.
- Evaluation of safety performance (including ISMS metrics and all recordable injuries, lost-time injuries, and near-misses).
- Business structure information to demonstrate ongoing compliance with the requirements of the Section H clause entitled, *Self Performed Work*.
- Project Baseline Performance including:
 - Earned value management system information using the following OMB Contract Performance Report formats (DID-MGMT-81466):
 - Format 1, DD Form 2734/1, Mar 05, *Work Breakdown Structure*;
 - Format 2, DD Form 2734/2, Mar 05, *Organizational Categories*;
 - Format 3, DD Form 2734/3, Mar 05, *Baseline*;
 - Format 4, DD Form 2734/4, Mar 05, *Staffing*; and
 - Format 5, DD Form 2734/5, Mar 05, *Explanations and Problem Analysis*.
 - Stated baseline schedule, which reflects progress against the baseline and includes critical path analysis, performance trends, variance discussion(s), and potential issues related to TPA or DNFSB milestones.
 - Contract estimates-to-complete.
 - A change control section that summarizes the scope, technical, cost, and/or schedule impacts resulting from any implemented actions; and that discusses any known or pending baseline changes and use of management reserve.
- Project Risk Assessment including identification of critical risks, actions planned, and actions taken to address those risks, potential problems, impacts, and alternative courses of action, including quality issues, staffing issues, assessment of the effectiveness of actions taken previously for significant issues, or the monitoring results of recovery plan implementation. The Project Risk Assessment shall also identify the engineering and technology to reduce the risk and uncertainty with the project.
- Actions required by DOE-ORP including GFS/I and DOE-ORP decisions.

C.3.1.3.2 Project Review Meetings

The Contractor shall participate in a monthly contract/project review with DOE-ORP and be prepared to address any of the information in the monthly report, as well as other information requested by DOE-ORP. A weekly contract or project status meeting shall be conducted at DOE request to provide interim updates and address issues.

C.3.1.4 Risk Management

The Contractor shall implement a risk management process in compliance with the PEP, DOE O 413.3A, *Program and Project Management for the Acquisition of Capital Assets*; and, DOE M 413.3-1, *Project Management for the Acquisition of Capital Assets*.

Risk and decision management activities shall be coordinated on a continuing basis with DOE-ORP (as lead), the WTP contractor, and the other Hanford Site contractors. Contractor risk analysis information pertaining to “cross-cutting” decisions shall be communicated to DOE-ORP, the WTP contractor, and other Hanford Site contractors, including agreement as to who should be the lead for managing each risk.

The Contractor shall provide a *Risk Management Plan* (Deliverable C.3.1.4-1) to DOE-ORP for approval. In the *Risk Management Plan*, the Contractor shall identify the management reserve required to adequately address contractor-controlled risks.

C.3.1.5 Design, Procurement, Construction, and Acceptance Testing

This Section applies to all capital asset construction activities performed as part of executing this Contract. In the context of this Section, the terms “acceptance testing” and “acceptance” refer to the Contractor’s testing and acceptance of Tank Farm-related systems and equipment. The Contractor shall provide the necessary documents to support the critical decision process in DOE O 413.3A, *Program and Project Management for the Acquisition of Capital Assets*.

C.3.1.5.1 Project Design

- Design Authority: The Contractor shall act as the design authority unless otherwise determined in accordance with DOE O 413.3A, with duties to include developing design solutions, preparing all design media and documentation, maintaining the design basis, and performing design reviews.
- Design Standards: The Contractor shall submit for DOE-ORP approval a list of the standards to be used in the design of facilities and equipment. The Contractor shall ensure that the project’s design meets all applicable standards, and that the list of applicable standards is maintained under configuration control. The Contractor shall integrate safety into the design process.
- Design Reviews: The Contractor shall conduct periodic design, constructability, and operability reviews. When directed by DOE-ORP, the Contractor shall facilitate independent DOE design reviews in support of the requirements of DOE O 413.3A, to demonstrate that the project will perform its intended functions and meets requirements. The Contractor shall provide the design at the end of the three (3) design stages (conceptual, preliminary and final), or as otherwise directed by DOE, for DOE review. The Contractor shall resolve any comments resulting from these reviews with DOE-ORP.
- Release for Construction: Upon receipt of Critical Decision 3, *Approve Start of Construction*, and resolution of DOE comments, DOE-ORP will authorize the Contractor to release the design for construction.

C.3.1.5.2 Procurement, Construction, and Acceptance

The Contractor shall prepare and submit a *Procurement, Construction, and Acceptance Testing Plan* (Deliverable C.3.1.5.2-1) for DOE-ORP approval and update the Plan as required after initial submission. The Plan shall include:

- Description of procurements, construction bids, and work packages;
- Construction management;
- Construction site management;
- Acceptance testing; and
- Descriptive linkage to the *Project Execution Plan* and the *Integrated Safety Management System Description*.

The Contractor shall procure all required material and equipment through the preparation of bid packages and solicitations; evaluating, awarding, and managing subcontracts; accepting subcontractor materials and equipment; and verifying subcontractor acceptance tests.

The Contractor shall submit a *Purchasing System* (Deliverable C.3.1.5.2-2) for DOE-ORP approval in accordance with the Section I Clause entitled, *Subcontracts*.

The Contractor shall certify to DOE-ORP that construction has been initiated.

The Contractor shall maintain a construction inspection system and acceptance testing system, perform inspections and testing, and ensure that the work performed under the Contract conforms to Contract requirements. The Contractor shall maintain complete inspection and testing records and make them available to DOE-ORP. DOE-ORP may elect to use independent acceptance inspectors to participate in acceptance testing and system turnover. The Contractor shall develop and submit an integrated *Construction and Acceptance Testing Program* (Deliverable C.3.1.5.2-3) to DOE-ORP for approval that includes the following elements:

- Verification and approval of all vendor's shop drawings to assure conformity with the approved design and working drawings and specifications;
- Acceptance test plans and procedures for on-site Contractor/subcontractor inspection of construction workmanship, compliance with design drawings and specifications, management of the design construction changes, and criteria for acceptance of fabricated and constructed items;
- Integrated construction acceptance test plans and inspection of construction to assure adherence to approved working drawings and specifications.

The Contractor shall prepare for DOE-ORP review and approval an *As-built Program Description* (Deliverable C.3.1.5.2-4). The as-built process and associated procedures shall identify:

- Description of the as-built process, including the role of DOE-ORP and the operations contractor. The operations contractor shall participate in acceptance of the as-built design, following construction, and commissioning.
- Drawing series to be as-built.

- Document control process for maintaining as-built.
- Procedures for modification of the as-built.

During the construction and acceptance phase, the Contractor shall remain current on the process and facility as-built program. The Contractor shall report the status of the as-built program in accordance with the process defined in the *Procurement, Construction, and Acceptance Testing Plan*.

The Contractor shall provide all necessary labor, equipment, materials, test equipment, spare parts sufficient to maintain all structure, systems, and components in an operable condition, and other related resources for the acceptance testing program.

DOE-ORP, and other Hanford Site contractor staff identified by DOE-ORP, shall be invited to participate in all construction project overview activities. Construction overview activities include any meeting that discusses significant issues associated with the establishment, development, and/or progress of the construction activities.

The Contractor shall certify to DOE-ORP that facility acceptance has been completed. Completion of facility acceptance is defined when all components and systems associated with the facility have been installed, functionally tested and the facility design as-built documents are complete in accordance with the *Procurement, Construction, and Acceptance Testing Plan*. Facility acceptance shall require acceptance of components and systems, including as-built design drawings.

The Contractor shall provide CD-4 documentation in accordance with DOE O 413.3A, *Program and Project Management for the Acquisition of Capital Assets* and DOE Office of Environmental Management guidance.

C.3.2 Integrated Safety Management System

The Contractor shall establish and maintain a single, project-wide Integrated Safety Management System (ISMS) in accordance with the requirements of the Section I Clause entitled, *Integration of Environmental, Safety and Health into Work Planning and Execution*, Section I Clause entitled, *Laws, Regulations, and DOE Directives*; and the Section B Clause entitled *Conditional Payment of Fee, Profit and Other Incentives*.

The ISMS Description shall describe how ESH&Q is integrated into the contractor's work planning and execution process; clearly communicate the roles, responsibilities, and authorities of line managers; hold line managers accountable for the performance of work in a manner ensuring protection of workers, the public, and the environment; and ensure quality work and products.

The Contractor shall develop and submit for DOE-ORP approval an *Integrated Safety Management System Description* (Deliverable C.3.2-1), for ISM Phase I and Phase II Verification to be performed at a later date. The Contractor shall update the ISMS Description and obtain DOE-ORP approval annually or as required to reflect changing conditions and contractor responsibilities. The ISMS Description shall include an integrated Environmental Management System (EMS) developed pursuant to the DOE O 450.1, *Environmental Protection Program*. The Contractor shall provide this EMS to the MSC.

In accordance with the DOE M 450.4-1, *Integrated Safety Management System Manual*, the Contractor shall develop and submit an *Authorization Agreement (AA)* (Deliverable C.3.2-2) to DOE-ORP for approval. The AAs are the mechanism whereby DOE-ORP and the Contractor jointly clarify and agree to the key conditions for conducting work safely, effectively, and efficiently for Hazard Category 2 and 3 nuclear facilities. The Contractor shall update the AA and obtain DOE-ORP approval annually or as required to reflect changing conditions and contractor responsibilities.

The Contractor shall flow the applicable ISMS/ESH&Q requirements down to all levels of self-performed work and all tiers of subcontracted work performance, and promptly identify and correct areas of non-compliance and performance concerns on self-performed and subcontracted levels of work performance.

The Contractor shall pursue continuous improvement through the establishment, tracking, and annual updating of *ISMS/ESH&Q Performance Objectives, Measures, and Commitments* (Deliverable 3.2-3).

C.3.2.1 Environmental Regulatory Management

The Contractor shall establish an environmental program which is compliant with applicable laws, regulations, DOE directives (including DOE O 450.1, *Environmental Protection Program*), and the Section H Clause entitled, *Environmental Responsibility*.

The Contractor shall provide MSC with the necessary support for MSC to:

- Develop an inclusive Site-wide Environmental Management System (EMS) Program Management Plan that complies with DOE O 450.1;
- Perform Site-wide environmental permits/licenses responsibilities, including maintenance, application and reporting;
- Track, trend, and evaluate all Site-wide enforcement actions, compliance issues, and regulatory inspections conducted and planned at the Hanford Site;
- Provide site-wide Tri-Party Agreement (TPA) Technical Support to DOE; and
- Establish, manage, and maintain integrated Hanford Site Administrative Records and Public Information Repository.

The Contractor shall submit for DOE-ORP approval, an *Environmental Protection and Compliance Plan* (Deliverable C.3.2.1-1), which describes the current environmental protection and compliance framework, proposed changes to this framework, and the proposed approach to maintain compliance with the TPA and other regulatory permits and requirements throughout the duration of the Contract. The Contractor shall update the *Environmental Protection and Compliance Plan* and obtain DOE-ORP approval, annually or as required to reflect changing conditions and contractor responsibilities.

The Contractor shall manage its facilities, waste management units, and operable units to assure compliance with environmental requirements and agreements. The Contractor shall integrate their environmental permitting and regulatory compliance activities with the Hanford Site-wide permitting and compliance framework maintained by the MSC, including but not limited to the *Hanford Air Operating Permit* and the *Hanford Facility Resource Conservation and Recovery Act (RCRA) Permit* (WA7890008967).

The Contractor shall interface with the MSC and other designated contractors in providing

legally and regulatory required air and liquid effluent and near facility environmental monitoring data. The Contractor shall collect, compile, and/or integrate air and liquid effluent monitoring data from operations and activities under their control. The Contractor shall compare the monitoring data with regulatory and/or permit standards applicable to their activities and/or operations and provide the data and analyses to the MSC or other designated contractors for use in preparing the mandatory state and Federal environmental reports for the Hanford Site, including the *Hanford Site Environmental Report*.

The Contractor shall integrate NEPA and RCRA required activities into the CERCLA process for the Central Plateau wherever appropriate. The Contractor shall prepare the technical information required for any additional NEPA analyses and/or documentation that may be required.

The Contractor shall provide all necessary support to DOE-ORP in executing its owner role with regulators and stakeholders in the preparation, submission, and approval of regulatory and supporting documentation required to complete the work under this Contract.

The Contractor is assigned lead responsibility for coordination with the regulators to develop an optimum regulatory approach for all work under this Contract. As part of this responsibility, the Contractor is encouraged to propose changes to the regulatory approach, including changes to current regulatory end-points to establish risk-based end-states that maintain protection of human health and the environment; and innovations to regulatory strategies and processes that improve total performance. The Contractor shall consult with DOE-ORP as an owner in advance of any proposed change to the regulatory approach.

C.3.2.2 Nuclear Safety

The Contractor shall adopt existing DOE-ORP-approved nuclear safety basis (e.g., Documented Safety Analysis (DSA) and Technical Safety Requirements (TSR)) documentation for the assigned Hazard Category 2 and 3 nuclear facilities and submit a *DSA and TSR Improvement Plan* (Deliverable C.3.2.2-1) for DOE-ORP approval.

The Contractor shall maintain, implement and improve the nuclear safety basis documents and comply with the TSR for its assigned Hazard Category 2 and 3 facilities in accordance with 10 CFR 830, Subpart B, *Safety Basis Requirements*.

For new Hazard Category 1, 2 and 3 nuclear facilities or major modifications to nuclear facilities, the Contractor shall develop safety basis documents up to and including a Preliminary Documented Safety Analysis (PDSA) to support construction and a DSA and TSRs to support operations that incorporate the expectations identified in DOE Guide 421.1-2, *Implementation Guide For Use in Developing Documented Safety Analyses To Meet Subpart B Of 10 CFR 830*, and DOE Guide 423.1-1, *Implementation Guide For Use In Developing Technical Safety Requirements*. The Contractor shall integrate nuclear safety into the design process.

As required by 10 CFR 830.203, *Unreviewed Safety Question Process*, the Contractor shall submit an *Unreviewed Safety Question Process* procedure (Deliverable C.3.2.2-2) that incorporates the expectations identified in DOE G 424.1-1A, *Implementation Guide for Use in Addressing Unreviewed Safety Question Requirements*, to DOE-ORP for approval.

The Contractor shall ensure that the safety-related structures, systems, and components relied upon to meet the requirements of the nuclear safety basis documents are identified and

maintained with appropriate to their classification sufficient reliability to enable timely performance of mission work in the assigned facilities.

The Contractor shall instill a Nuclear Safety Culture at all levels of the workforce in accordance with applicable Institute of Nuclear Operations (INPO) standards.

C.3.2.3 Worker Safety and Health

The Contractor shall implement a worker safety and health program that reduces or prevents occupational injuries, illnesses, and accidental losses by providing workers with a safe and healthy workplace. This program shall implement a structured, standards-based approach to planning and control of work including identification and implementation of worker safety and health standards and requirements that are appropriate for the work to be performed and for identifying and controlling related hazards, while facilitating the effective and efficient delivery of work. The program shall meet the requirements of 10 CFR 851, *Worker Safety and Health Program*.

The Contractor shall develop and submit for DOE-ORP approval a 10 CFR 851-compliant *Worker Safety and Health Program* (Deliverable C.3.2.3-1). The Contractor shall update the Program and obtain DOE-ORP approval, as required, to reflect changing conditions and contractor responsibilities. The Worker Safety and Health Program shall address the Worker Safety and Health Functional Areas described in Appendix A to 10 CFR Part 851.

The Contractor shall promote a "Safety Conscious Work Environment" and "Human Performance Improvement" environment in which safety issues are promptly identified and effectively resolved, and in which employees are free to raise safety issues free of recrimination, harassment, intimidation, or other actions that induce peer pressure to not raise safety issues or otherwise create an environment where safety issues are not identified and resolved.

The Contractor shall document and implement a Radiation Protection Program as required by 10 CFR Part 835.101, *Radiation Protection Programs*. The Contractor shall develop and submit for DOE-ORP approval a *Radiation Protection Program* (Deliverable C.3.2.3-2). The Contractor shall obtain DOE-ORP approval for updates to the Program, as required.

The Contractor shall develop and implement a *Chronic Beryllium Disease Prevention Program* in accordance with 10 CFR Part 850, *Chronic Beryllium Disease Prevention Program*. The Contractor shall submit the *Chronic Beryllium Disease Prevention Program* (Deliverable C.3.2.3-3) for DOE-ORP approval and obtain DOE-ORP approval for updates to the program, as required.

The Contractor shall empower workers through active pursuit of employee involvement in work planning and control, and through implementation of the tenets of the DOE Voluntary Protection Program (VPP). The Contractor shall support and facilitate transition and maintenance of this achievement by the workforce until such time as the Contractor can apply for recognition as a new entity.

C.3.2.4 Quality

The Contractor shall develop, submit for DOE-ORP approval, and implement a *Quality Assurance Program Description* (Deliverable C.3.2.4-1) that describes the overall implementation of DOE quality assurance (QA) requirements. The QAP shall be applied to all (not just ES&H) work performed by the Contractor. The Contractor shall obtain DOE-ORP approval for *Quality Assurance Program Description* updates as required.

The *Quality Assurance Program Description* shall implement the requirements of:

- 10 CFR 830 Nuclear Safety Management, Subpart A, *Quality Assurance Requirements*;
- DOE O 414.1C, *Quality Assurance*;
- DOE/CBFO-94-1012, *DOE Carlsbad Field Office, Quality Assurance Program Description*, Revision 8, for WIPP-related activities;
- DOE/RW-0333P, *DOE Office of Civilian Radioactive Waste Management, Quality Assurance Requirements and Description*, Revision 18, for activities related to disposal at Yucca Mountain; and
- ASME NQA-1-2004 (or latest edition and addenda), *Quality Assurance Requirements for Nuclear Facility Applications*, as the national consensus standard for TOC workscope implementing QA Criteria of 10 CFR 830 Subpart A and O 414.1C. The Contractor shall implement Parts I and II of the NQA-1 standard and indicate within the QA Program those portions of NQA-1 Parts III and IV that are applied to Contractor's workscope. If additional standards are required to address unique/specific work activities, the standards shall be identified within the Contractor's QA Program.

The Contractor shall develop, submit for DOE-ORP approval, and implement an *Assurance System Description* (Deliverable C.3.2.4-2) to identify and address program and performance deficiencies, opportunities for improvement, provide the means and requirements to report deficiencies to the responsible managers and authorities, establish and effectively implement corrective and preventive actions, and share lessons learned across all aspects of the workscope. The Contractor shall annually update and re-submit the *Assurance System Description* to DOE-ORP for approval.

The Contractor shall use a "zero-threshold" issue reporting system to capture, in one system, the issues raised across all Contractor organizations and working levels.

C.3.2.5 Event Reporting and Investigation

The Contractor shall report all environmental, safety, and health events and information as required in DOE M 231.1-1A, *Environment, Safety, and Health Reporting*; DOE O 450.1, *Environmental Protection Program*; and DOE O 5400.5, *Radiation Protection of the Public and the Environment*. The Contractor shall flow down the applicable reporting requirements to all levels of self-performed work and all tiers of subcontracted work performance. The Contractor shall consolidate all information and serve as a single point of reporting to DOE for all environmental, safety, and health events and information associated with the Contractor's workscope.

The Contractor shall support all Type A and Type B accident investigations for accidents on all self-performed and subcontracted levels of work performance, as required in DOE O 225.1A, *Accident Investigations*. The Contractor shall establish and maintain readiness to respond to an accident; respond to all accidents; mitigate potential accident consequences; assist in preserving,

collecting, and processing information and evidence from the scene of the accident; and provide all necessary support required to investigate the accident and support an accident investigation board.

The Contractor shall develop and maintain an effective Lessons Learned Program to capture lessons learned from both internally and externally identified deficiencies and good practices. The Lessons Learned Program shall be rigorous and comprehensive such that the Contractor can demonstrate actions taken to address significant occurrences from both inside and outside of the DOE complex. Lessons learned information should be targeted and made available to the personnel in the Contractor's organization actually conducting the type of work involved and most able to benefit from the information.

C.3.3 Security and Emergency Services

C.3.3.1 Safeguards and Security

C.3.3.1.1 Safeguards and Security Program Management

The Contractor shall coordinate and interface with the MSC and its subcontractors who provide safeguards and security (SAS) services (e.g., Hanford Site access control, security police officers, vulnerability analysis).

The Contractor shall perform the following SAS program management functions:

SAS Program Planning, Oversight, and Administration

The Contractor shall identify and coordinate their SAS operational planning activities with MSC operational planning activities on a Hanford Site-wide basis.

The Contractor shall provide SAS technical, cost, and schedule performance information to the MSC.

Security Conditions (SECON)

The Contractor shall conform to and comply with the DOE SECON system. The Contractor shall comply with any protective measure requirements that may be implemented in the event of a crisis or emergency, and/or in response to a malevolent or terrorist threat to any or all DOE facilities, assets, and personnel.

Site Safeguards and Security Plan and Other SAS Plans

The Contractor shall provide information to the MSC in support of maintaining the Hanford *Site Safeguards and Security Plan* and other SAS plans.

Vulnerability Assessments

The Contractor shall provide the necessary operational and technical expertise in support of the preparation of vulnerability assessments, security analyses, and special SAS studies and evaluations as identified by the MSC for the Hanford Site.

Design Basis Threat (DBT)

The Contractor shall implement SAS actions, procedures, and/or processes as assigned by DOE that are necessary to comply with DOE DBT requirements. Overall DBT implementation actions and/or plans shall be consolidated and prepared by the MSC and approved by the DOE.

Performance Assurance

The Contractor shall provide information to the MSC to support preparation of the Hanford Site-wide Performance Assurance Program Plan as part of the *Site Safeguards and Security Plan*.

Surveys, Reviews, and Assessments

The Contractor shall provide operational and technical expertise, when requested, to support SAS surveys, reviews, assessments and/or SAS performance tests (e.g., force-on-force exercises) that are conducted by the MSC and/or DOE for SAS program elements. The Contractor shall identify, implement, and close corrective actions for TOC deficiencies in accordance with the SAS corrective action management programs.

Facility Clearance and Registration

The Contractor shall submit all required information to the MSC for facility clearance and registration actions.

SAS Training

The Contractor shall identify SAS training needs for TOC staff and shall arrange, fund, and schedule training in accordance with applicable requirements.

SAS Awareness

The Contractor shall comply with the requirements of the Hanford Security Awareness Program.

The Contractor shall maintain awareness of Hanford Site wide security issues/topics and incorporate them into the Contractor's internal practices and procedures, as appropriate.

The Contractor shall implement supplementary SAS awareness activities and/or briefings (e.g., at staff and safety meetings) in coordination with Site-wide policies.

Classified Visits

The Contractor shall submit required information to the MSC for Classified visits. The Contractor's Classified Visits Program or process shall ensure that only persons with the appropriate access authorizations and need-to-know receive access to classified information or matter in connection with visits involving the release or exchange of classified information or matter.

Deviations

The Contractor shall identify, evaluate, and submit deviations to SAS requirements to DOE.

The Contractor shall coordinate with the MSC prior to submitting deviations to DOE. Deviation requests shall be applicable and unique to the project/program scopes of work, and submitted only when other means to meet requirements would not meet DOE's SAS program objectives.

Incidents of Security Concern

The Contractor shall develop and implement procedures and processes consistent with DOE requirements for addressing incidents of security concern.

The Contractor shall provide information and facility access to the MSC for investigation of security incidents. The Contractor shall develop and implement corrective actions. The Contractor shall provide information to MSC to support the administration of the Hanford Site Security Infraction Program.

C.3.3.1.2 Physical Security

The Contractor shall comply with the MSC security plans and DOE security plans/requirements.

The Contractor shall support the MSC in the development or updating of facility asset protection agreements for TOC facilities and shall conduct operations consistent with the agreements.

The Contractor shall submit, through MSC for DOE review and approval, any SAS arrangements or changes prior to operations commencing, or changing operations, or configurations that might alter the performance of existing SAS systems (e.g., limited/protected area boundaries, physical security configurations and associated hardware [sensors/cameras], patrol coverage and responses, safeguards methods or boundaries, entry/access control systems/procedures).

C.3.3.1.3 Protective Forces

The protective forces function is comprised of select security elements (armed personnel, specialized equipment, tactical procedures, etc.) associated with physically protecting people and property on the Hanford Site. The MSC is responsible for all protective forces activities; however, there are many areas of facility operations management that interweave. The MSC Protective Forces function serves DOE, all Hanford Site contractors, and in particular facilities possessing critical safeguards and security interests (e.g., special nuclear material (SNM)).

The Contractor shall support and integrate operational/business activities in conjunction with MSC Protective Forces in use at Hanford for the physical protection of SNM, classified materials, industrial assets, and mitigation and deterrence of radiological and toxicological sabotage events.

The Contractor shall manage their activities consistent with DOE-RL and DOE-ORP approved risk and vulnerability assessments, the *Site Safeguards and Security Plan*, and other security plans and facility asset protection requirements coordinated by the MSC that involve the use of Protective Forces.

C.3.3.1.4 Information Security

The Information Security program encompasses the identification and protection of sensitive and classified information and matter. The Information Security scope shall include, but is not limited to: Classification, Classified Matter Protection and Control, Sensitive Information Management (e.g., OOU), and Operations Security (OPSEC)

The Contractor shall perform the following information security functions:

Operations Security

The Contractor shall:

- Participate in and support Hanford Site-wide OPSEC Working and Awareness groups and perform the necessary management and support functions required for an effective OPSEC program.
- Provide support to the MSC OPSEC assessments of all Hanford Site facilities having Category I SNM and OPSEC reviews of all Hanford Site facilities that have the potential to process or store classified or sensitive information.
- Support the annual Site OPSEC threat assessment and preparation of the annual OPSEC plan.

Classified Matter Protection and Control

The Contractor shall:

- Develop and maintain a system of procedures, facilities, and equipment to identify, protect, and control classified matter that is being generated, received, transmitted, used, stored, reproduced, or destroyed in accordance with DOE directives.
- Be responsible for asset protection reviews for facilities that contain classified matter and, in conjunction with the MSC, maintain an updated list of security containers, locations, and custodians.
- Continuously reduce unneeded classified matter; and report and support investigation of any and all potential or actual compromise of classified information.

Classification and Unclassified Controlled Nuclear Information (UCNI) Program

The Contractor shall:

- Nominate a sufficient number of Derivative Classifiers and Reviewing Officials to be trained and approved by the MSC.
- Have appropriate classification and/or UCNI topical guidance available to organizations that are potential generators of classified and/or UCNI information.
- Provide for receipt and storage of classified documents from the MSC Classified Document Control Center.
- Interface with the MSC and other on-site contractor management, as necessary, to inform employees of subject areas of a sensitive and/or potentially classified nature.
- Be subject to the direction of the MSC Classification Officer.

Official Use Only (OUO)

The Contractor shall manage and implement an OUO information program consistent with the common Hanford Site-wide OUO information program policies including the following:

- Provide OUO education and awareness for all staff, and

- Review TOC documents released to the public or assigned a formal document number for OOU content.

Critical Infrastructure

The Contractor shall maintain TOC information systems that are critical to the Hanford Site mission and shall protect these systems from internal and external threats in conjunction with the MSC SAS program.

C.3.3.1.5 Personnel Security

The MSC manages and conducts a centralized Personnel Security program for the Hanford Site on behalf of DOE.

The Contractor shall perform the following personnel security functions:

Access Authorization (Clearance) Processing

The Contractor shall:

- Request and obtain personnel security clearances and badges, including "Special Access" (e.g., SIGMA) from the MSC. The Contractor shall support the MSC in downgrading and terminating clearances, as required.
- Support the MSC's processes for obtaining security badges, keys, proximity cards, etc., from terminating employees and support the MSC in removing such individuals from automated access control systems.
- Provide MSC pre-employment/pre-clearance suitability investigations information to the MSC for TOC prospective and current employees.

Workplace Substance Abuse Programs

The Contractor shall comply with requirements outlined in 10 CFR 707, *Workplace Substance Abuse Programs (WSAP) at DOE Sites*.

Unclassified Foreign National Visits and Assignment (FNVA)

The Contractor shall:

- Notify the MSC of potential foreign visitors or employees, prepare and submit security plans to the MSC for foreign national visitors to the Hanford Site before approval of the visit/assignment.
- Require FNVA training for Contractor personnel who host FNVA's.
- Conduct FNVA in compliance with approved security plans.

Foreign Travel

The Contractor shall administer Official Foreign Travel in accordance with DOE O 551.1B, *Official Foreign Travel*, including submittal of projections of potential foreign travel, and all official foreign travel requests packages to DOE-ORP for review and subsequent submittal to DOE-HQ for approval in accordance with established timeframes, prior to any official foreign travel.

C.3.3.1.6 Nuclear Material Control and Accountability

The MC&A scope involves many metric tons of accountable nuclear material (i.e., Other, Source, and SNM) in various locations on the Hanford Site. The nuclear material attractiveness and quantities encompass the entire range described in DOE requirements (e.g., Category IVE highly radioactive spent nuclear fuel, to Category I quantities of plutonium in a variety of chemical forms and isotopic amounts). The MSC manages and conducts a centralized MC&A program for the Hanford Site on behalf of DOE.

The Contractor shall perform the following MC&A functions:

- Assign an individual that will serve as the Contractor's MC&A single point-of-contact, independent of line operations, with the responsibility and authority to affect implementation of MC&A requirements. This individual shall work with the Hanford Site MC&A management official within the MSC to provide oversight of accountable nuclear material in possession of the TOC.
- Support the MSC in preparation and maintenance of a Hanford Site-wide MC&A plan, administration of treaty related activities (e.g., IAEA), performing safeguards occurrence investigation and reporting, scheduling of periodic inventories consistent with the Contractor's project work schedules.
- Identify personnel requiring MC&A training provided by the MSC and coordinate training schedules with the MSC.
- Conduct on-the-job MC&A training specific to TOC facilities and systems.
- Request from the MSC:
 - Final authorization to move, ship, process, or store nuclear materials, including approval of shipper/receiver plans;
 - Final approval of Material Balance Area (MBA) Custodians; and
 - Final determination of MBA categorizations; and
 - Final approval of MC&A-related implementing procedures.
- Respond to MSC or DOE calls related to the MC&A program.

The Contractor's MC&A program shall include coordinating and integrating all aspects of implementation with the MSC. The Contractor shall utilize the MSC for, but is not limited to:

- MC&A requirement interpretation with overall responsibility for the MC&A program;
- Training and qualification of all personnel performing MC&A functions (with the exception of specific facility/system on-the-job MC&A training);
- Nuclear materials accounting and reporting requirements for all nuclear materials both active and inactive (e.g., "V-RIS") and be responsible for the official nuclear material inventory, including discrepancy reconciliation;
- Statistical Services;

- Purchasing, regulating, and managing MC&A-controlled forms and tamper indicating devices; and
- Nuclear materials measurement system approvals and measurement system control requirements for all MC&A nuclear materials measurement activities (e.g., monitoring measurement control information; collecting and analyzing measurement control information; calculating control limits and monitoring equipment performance against those limits, etc.).

The Contractor shall integrate MC&A requirements with other plans, projects/programs, and activities at all life-cycle stages and inform the MSC of such. The Contractor shall proactively take into account MC&A requirements, systems, and technologies in the planning, design, construction, and operation of new or renovated DOE facilities and activities.

C.3.3.1.7 Cyber Security

Unclassified computing at Hanford is conducted on the Hanford Local Area Network (HLAN). The HLAN is the central electronic communications network that provides computing infrastructure to DOE and the majority of the prime contractors and their subcontractors. The MSC manages and conducts a centralized cyber security program for the Hanford Site on behalf of DOE.

Classified computing at the Hanford Site is conducted on individual systems and isolated networks that are not inter-connected nor connected to the Internet.

The Contractor shall manage and execute cyber security responsibilities consistent with DOE requirements and the MSC centralized cyber security program to provide for confidentiality, integrity, and availability of cyber security components and information such that there is no degradation of performance, disruption or compromise of the cyber security system, including impacts to the users.

The Contractor shall coordinate and interface with the MSC regarding activities involving unclassified and classified information processing and use consistent with the *Office of the Under Secretary of Energy Program Cyber Security Plan (PCSP)*, *EM Program Security Plan (PSP)*, and DOE-approved *Hanford System Security Plan(s) (SSP)*.

Classified Cyber Security

The Contractor shall:

- Identify all computers used by the Contractor, or any tier subcontractor, that process classified information.
- Ensure all computers used for classified processing are certified and accredited and properly de-commissioned when no longer required.
- Develop and maintain specific administrative procedures and hardware/software security measures to:
 - Ensure that all classified computers used to process classified information can protect that information against loss, improper use, compromise, or unauthorized alteration or modification of classified information as required by DOE directive.
 - Comply with the *Hanford Master Classified Information Systems Security Plan*.
 - Train users of classified computer systems on cyber security requirements.

- Support the DOE-RL Information Systems Security Operations Manager (ISOM) and/or MSC, as required, to facilitate resolution of classified computer systems security issues and associated incident reporting.

Unclassified Cyber Security

The Contractor shall:

- Ensure that all systems used for unclassified processing are certified and accredited.
- Report all cyber security incidents as required by DOE directive.
- Develop and maintain specific administrative procedures and hardware/software security measures to:
 - Ensure all computers used for processing sensitive unclassified information can protect that information against loss, improper use, compromise, or unauthorized alteration or modification of information as required by DOE directive.
 - Ensure all users are provided information security awareness training.

Telecommunications

The Contractor shall comply with Hanford Site procedures and policies regarding activities involving Communications Security (COMSEC), protected distribution systems, and TEMPEST/Transmission Security programs of Telecommunications Security.

C.3.3.2 Emergency Services

C.3.3.2.1 Fire Services

As an independent contractor, the MSC manages and conducts the Fire Services for the Hanford Site. This includes wild land fire, structural fire, and ambulance emergency response. Also included, are activities, such as, hazardous material and chemical/biological/ radiological emergency response, pre-fire planning, site-wide respiratory protection services, and the testing and maintenance of life safety fire protection systems in designated facilities.

The Contractor shall support facility access to the MSC fire services personnel, and notify the Fire Department of work activities, events, and incidents that may require Fire Services involvement and/or response (e.g., medical assistance, hazardous or radiological emergency help, etc.).

C.3.3.2.2 Emergency Operations

Emergency Management Program

The MSC establishes and maintains a centralized Emergency Operations Program and the Hanford Site-wide Emergency Preparedness (EP) Program for the Hanford Site on behalf of DOE-RL. The EP Program is responsible for the Hanford Emergency Operations Center (EOC), develops and maintains emergency plans and procedures, performs hazard surveys and assessments, reviews hazard assessments for all facilities at Hanford, and supports Hanford Site-wide EP training and drills.

The Contractor shall develop and maintain an Emergency Management Program as described in DOE/RL-94-02, *Hanford Emergency Management Plan* for structures and waste sites under its control. The Contractor's Emergency Management Program shall be consistent with DOE requirements and the centralized EP Program. The Contractor's program shall establish processes and instructions for all Contractor EP activities. Because of the potential for the Contractor to become the event contractor as defined in the *Hanford Emergency Management Plan*, the Contractor shall maintain a 24-hour per day, 7-days per week, capability to staff the required facility specific emergency response organization positions within 60 minutes of receipt of notification from the Occurrence Notification Center of a Hanford Site emergency.

Radiological Assistance Program (RAP)

The MSC manages the Region 8 Radiological Assistance Program (RAP) on behalf of DOE-RL. The Region 8 RAP is responsible for Alaska, Oregon, and Washington and other Regions, as directed by DOE-Headquarters. The RAP mission is to provide first-responder radiological assistance to protect the health and safety of the general public and the environment; assist DOE program elements, and other Federal, state, Tribal and local agencies in the detection, identification and analysis, and response to events involving the use of radiological/nuclear material. The RAP provides 24-hour a day radiological response capabilities. The RAP teams consist of DOE/DOE contractor personnel who perform radiological assistance duties as part of their normal employment or as part of the terms of the contract between their employer and DOE. The MSC will require augmentation of RAP response team personnel, equipment, and expertise as delineated in workscope arrangements with the Contractor and other Hanford Site contractors or off-site vendors.

The Contractor shall provide qualified personnel, technical expertise, equipment, and support to the DOE Region 8 RAP to ensure maintenance and staffing of emergency teams with the ability to respond under the direction of DOE National Nuclear Security Administration (NNSA) and the U.S. Department of Homeland Security.

The Contractor shall establish an agreement with the MSC detailing the specific services to be provided by the Contractor in support of the Region 8 RAP.

The Contractor shall:

- Provide personnel, trained and qualified as RAP Team Members, and additional supervisory or management members as directed, to support the MSC's RAP duties as delineated in its contract with DOE;
- Perform routine scheduled tasks to maintain equipment and RAP team readiness;
- Participate in meetings, working groups, drills, and exercises;
- Provide technical expertise to the RAP team as requested;
- Respond to declared emergencies as a RAP team member;
- Participate in no-notice activations; and
- Maintain fitness for duty, as requested.

C.3.4 Interactions

C.3.4.1 External Affairs

External Affairs includes information and involvement programs to reach diverse external parties interested in Hanford (e.g. Tribal Nations, stakeholders, news media, elected officials and their staffs, local community officials and the public) with the status, challenges and objectives of the cleanup work. For all external constituencies, the Contractor shall anticipate specific areas of concern, interest, or controversy, and employ appropriate communication strategies that inform and involve.

The Contractor shall submit an *External Affairs Program Description* for DOE-ORP approval (Deliverable C.3.4.1-1) that provides a comprehensive description of the External Affairs Program, staffing, products and services, with an emphasis on innovative approaches to communications.

DOE-ORP retains the primary role in directing the timing, substance and form of public information and must approve all products and outreach.

For activities within the Contract scope, the Contractor shall:

- Maintain effective interactions with local, regional, national and international news media. Provide information and/or resources as requested in support of DOE-ORP media interactions.
- Work with DOE-ORP to inform and involve the Tribal Nations as part of cleanup decision making processes, in accordance with the DOE American Indian and Alaska Native Tribal Government Policy and implementation guidance. Support and coordinate with DOE-ORP on the ongoing technical staff interactions to ensure that affected Tribes can be involved early and often in proposed plans and activities.
- Inform and involve the public, citizens advisory boards, and other interested parties in proposed plans and activities. Provide strategy and resources for required public comment and outreach processes related to upcoming decision making (e.g., NEPA and CERCLA).
- Reach out to the communities affected by Hanford to provide information, answer questions, and gain feedback.
- Participate in tour planning and preparation, and make facilities and personnel available as requested by DOE-ORP. Visits to the project sites shall be part of ongoing communication and outreach activities.
- Provide MSC with current information related to the Contract scope to maintain the external Hanford website.
- Participate in meetings and briefings to update interested external parties on Contract activities when requested by DOE-ORP.
- Provide ongoing support to DOE-ORP in the preparation of communication materials, such as presentations, fact sheets, specialized graphics and charts, large posters, and up-to-date photography.
- Maintain a 24-hour per day, 7-days per week, capability to staff the communication functions/positions of the Hanford Emergency Operations Center within 60 minutes of receipt of notification from the Occurrence Notification Center of a Hanford Site emergency.

C.3.4.2 External Review and Support

External Review and Support to DOE-ORP involves providing support during audits and assessments by entities having oversight responsibility for DOE-ORP and its contractors. These entities include:

- Defense Nuclear Facilities Safety Board (DNFSB);
- Government Accountability Office (GAO);
- DOE Office of Inspector General (OIG); and
- Other governmental and DOE oversight organizations.

The Contractor shall support DOE-ORP and the MSC in hosting staff from auditing and assessing organizations, providing required presentations, responding to information requests, and by providing required subject matter experts to respond to questions and information requests.

The Contractor shall:

- Support DNFSB oversight activities by:
 - Conducting activities in accordance with DOE commitments to the DNFSB, which are contained in DOE implementation plans and other DOE correspondence to the DNFSB.
 - Providing support for the preparation of DOE responses to DNFSB issues and recommendations that affect Contract scope.
 - Cooperating with the DNFSB and providing access to work areas, personnel, and information, as necessary.
 - Maintaining a document process in accordance with the DOE M 140.1-1B, *Interface with the Defense Nuclear Facilities Safety Board* (or current version).
 - Obtaining approval from DOE-ORP at least five (5) days in advance before committing to completion of actions to the DNFSB.
- Support GAO, OIG, and other governmental and DOE oversight activities by:
 - Providing subject matter expertise.
 - Cooperating with assessors and auditors, and providing access to work areas, personnel, and information.
 - Providing support during audits and assessments, including delivering information within a specified time, arranging briefings, preparing presentation materials, maintaining a record of documents provided in response to requests, and making this record available to DOE-RL and/or DOE-ORP, as requested.
- Provide knowledgeable single points-of-contact for each of the following:
 - DNFSB; and
 - OIG, GAO, and other assessing governmental and DOE oversight organizations (including the DOE Office of Enforcement).

C.3.5 Interface Management

The Contractor shall provide input to MSC to facilitate MSC's development and maintenance of a *Hanford Site Interface Management Plan (Plan)*, which establishes and maintains interface management processes and agreements to assure effective control of technical, administrative, and regulatory interfaces.

The *Hanford Site Interface Management Plan (Plan)* shall provide the content for and processes to:

- Identify the various interfaces, define the scope of each interface, provide a brief description of the required deliverables (products, documents, procedures, services, etc.), define interface requirements, and cite applicable source documents for each interface;
- Implement changes to interface agreements through the appropriate change control process and, if necessary, contract changes; and
- Identify, track, and elevate issues for management review on a regular basis.

The *Plan* shall include:

- Organizational points of contact for participants and their responsibilities, and
- Associated controlling agreements (e.g., an MOA).

The *Plan* shall be signed by the MSC, PRC, and TOC. The MSC will submit the document to DOE for review and approval. The *Plan* shall be reviewed at least annually, and if updated, submitted to DOE for approval.

DOE shall be the exclusive authority for resolving disputes associated with any interface issues that cannot be resolved between parties in a timely manner. Costs associated with litigation arising from either the *Plan* or agreements made pursuant to the *Plan* shall not be allowable under this Contract.

The Contractor shall establish, appropriately document, and manage interfaces in accordance with the Section J Attachment entitled, *Hanford Site Services and Interface Requirements Matrix*.

Infrastructure and Services Alignment Plan and Annual Forecast of Services and Infrastructure

The Contractor shall provide input to the annual update to the Hanford Site's *Infrastructure and Services Alignment Plan (ISAP)*. MSC develops, maintains, and updates the master ISAP, and submits the ISAP on an annual basis to DOE for approval. The Contractor shall concur or non-concur on the ISAP prior to MSC submittal to DOE.

The ISAP incorporates a strategic vision and describes the activities necessary to integrate MSC responsibilities with those of other Hanford Site (Mission) contractors, to right-size the infrastructure and services, and to maintain the capacity of infrastructure systems provided for the Site over its life-cycle. The ISAP identifies opportunities to re-engineer or replace systems as necessary (without negatively impacting the Mission Contractor's project schedules) in a timely and coordinated fashion. The ISAP also provides tactical-level information to successfully achieve MSC outcomes while minimizing the Site's life-cycle costs. The ISAP

includes an approach for taking advantage of new technologies and business practices that make good business sense from a cost and schedule perspective.

As necessitated by changes to the Hanford Site funding profile, MSC provides updates to the ISAP regarding the relative priority of work requirements. The Contractor shall provide input to the *Annual Forecast of Services and Infrastructure's* projection of needed utilities, services and infrastructure, which is incorporated into the ISAP.

Hanford Site Services and Interface Requirements Matrix

The Contractor shall provide input to the MSC to support the development of the annual update to the *Hanford Site Services and Interface Requirements Matrix*. Service provider and user interface requirements are identified in the Section J Attachment entitled, *Hanford Site Services and Interface Requirements Matrix*. Services are designated as either "mandatory" or "optional" for use by Hanford Site contractors and their subcontractors. MSC is responsible for submitting the *Hanford Site Services and Interface Requirements Matrix* to DOE with the annual ISAP. The Contractor shall concur on the Matrix prior to MSC submittal to DOE.

C.4 GOVERNMENT-FURNISHED SERVICES AND INFORMATION

DOE-ORP is committed to providing effective support to the Contractor throughout the period of Contract performance, and the Contractor may request that DOE-ORP consider providing additional GFS/I. To manage the GFS/I to be furnished under the Contract and to evaluate the additional GFS/I that may be required by the Contractor, the Contractor shall submit for DOE-ORP approval:

- *Government-Furnished Services and Information Request (Deliverable C.4-1):* 12-month advance projection of GFS/I to be furnished under the Contract and additional Contractor-requested GFS/I, prior to each fiscal year; and
- *Government-Furnished Services and Information Request -- Update (Deliverable C.4-2):* quarterly update to the projection of GFS/I to be furnished under the Contract and additional Contractor-requested GFS/I, prior to each quarter.

DOE-ORP will review the 12-month and quarterly advance projections. If DOE-ORP can support the additional Contractor-requested GFS/I, DOE-ORP will notify the Contractor within 30 days that the additional Contractor-requested GFS/I can be provided, and will provide the Contractor details regarding the DOE-ORP action(s). The supported GFS/I will be added to the Section J Attachment entitled, *Government-Furnished Services and Information*, as an DOE-ORP commitment to the Contractor.

If DOE-ORP cannot support a Contractor request, DOE-ORP will notify the Contractor within 30 days that the requested GFS/I cannot be provided, and there will be no DOE-ORP commitment to the Contractor to furnish the GFS/I.

For the additional Contractor-requested GFS/I, DOE-ORP will use its best efforts to meet these requests; however, in the event that DOE-ORP is unable, for any reason, to provide the Contractor with its requested additional GFS/I, the Contractor remains fully and solely responsible for obtaining the needed services and/or information in a timely manner and without any further recourse against DOE-ORP.

C.5 SUMMARY OF CONTRACT DELIVERABLES

Table C.5, *Summary of Contract Deliverables* summarizes the specific products the Contractor shall submit to DOE-ORP, the type of action DOE-ORP will perform, the associated DOE response time, and the date/timeframe that the Contractor is required to submit the product.

Deliverables are considered Contractor endpoints, workscope completions, products, reports or commitments that shall be delivered to DOE-ORP.

The types of DOE-ORP action are defined as:

- Approve – The Contractor shall provide the deliverable to DOE-ORP for review and approval. DOE-ORP will review the deliverable and provide comments in writing. DOE-ORP comments will be discussed with the Contractor, and the Contractor shall provide written responses. The Contractor shall re-write the documents to incorporate all DOE-ORP mandatory comments. Once DOE-ORP approves a deliverable or document, the Contractor shall place it under change control and shall make no changes to that document without DOE-ORP approval.
- Review – The Contractor shall provide the deliverable to DOE-ORP for review and comment. DOE-ORP will have the option of reviewing the information and providing comment. The Contractor shall respond to all written comments.
- Information – The Contractor shall provide the deliverable to DOE-ORP for information purposes only. DOE-ORP will have the option of reviewing the information and providing comments. Such comments do not require resolution under the Contract.

Table C.5, *Summary of Contract Deliverables* does not include required deliverables identified in other Contract sections, DOE directives, Federal Regulations, or regulatory documents.

Table C.5, Summary of Contract Deliverables

Deliverable Number	Deliverable	DOE-ORP		Deliverable Due Date ²
		Action	Response Time ³	
C.2.1.1-1	Transition Plan	Approve	5 days	10 days after contract Notice to Proceed
C.2.1.1-2	Statement of Material Differences	Approve	30 days	60 days after contract Notice to Proceed
C.2.1.1-3	Transition Status Reports	Information	N/A	Weekly during Transition
C.2.1.1-4	Transition Agreement	Approve	15 days	75 days after contract Notice to Proceed
C.2.1.3-1	Administrative Interface Agreement with the Analytical Services Production Contractor	Information	N/A	60 days after contract Notice to Proceed with updates as required
C.2.2.1-1	Integrated SST Retrieval Plan	Approve	30 days	180 days after contract Notice to Proceed with annual updates
C.2.2.2-1	Integrated SST Waste Management Area Closure Plan	Approve	30 days	180 days after contract Notice to Proceed with annual updates
C.2.3.1-1	River Protection Project System Plan	Approve	30 days	180 days after contract Notice to Proceed with updates as required
C.2.3.1-2	Integrated Waste Feed Delivery Plan	Approve	30 days	180 days after contract Notice to Proceed with annual updates
C.2.3.1-3	WTP Facility Transition Plan	Approve	30 days	Upon completion of certification of WTP Cold Commissioning with updates as required
C.2.3.1-4	WTP LAW/BOF/LAB Facility Transition Plan	Approve	30 days	Upon completion of certification of WTP LAW/BOF/LAB Cold Commissioning with updates as required

² All days refer to calendar days.

³ Number of calendar days for DOE-ORP to execute its GFS/I responsibilities to provide review, approval, and/or certification action on the deliverable following Contractor submission of an acceptable product; or DOE-ORP comments on the deliverable following Contractor submission of an unacceptable product that will require revision and re-submission for DOE-ORP review, approval, and/or certification action.

Deliverable Number	Deliverable	DOE-ORP		Deliverable Due Date ²
		Action	Response Time ³	
C.2.3.2-1	WTP Operational Readiness Plan	Approve	30 days	180 days after sub-CLIN Notice to Proceed
C.2.3.2-2	Semi-annual WTP Operational Readiness Evaluation	Approve	30 days	360 days after sub-CLIN Notice to Proceed with semi-annual updates
C.2.3.3-1	Hanford Spent Nuclear Fuel and Immobilized High Level Waste Interim Storage Alternatives Analysis	Information	N/A	180 days after sub-CLIN Notice to Proceed
C.2.4.1-1	DBVS Construction, Testing, and Operations Plan	Approve	30 days	180 days after contract Notice to Proceed
C.2.4.1-2	DBVS Pilot Plant and Vitrified Waste Form Performance Test Plan	Approve	30 days	360 days after contract Notice to Proceed
C.2.4.1-3	DBVS Pilot Plant and Vitrified Waste Form Performance Results	Review	30 days	90 days following completion of DBVS operations
C.2.4.1-4	Recommendation on the Viability of the Bulk Vitrification Waste Treatment Technology	Approve	30 days	120 days following completion of DBVS operations
C.2.4.1-5	Comparative Analysis of Supplemental Treatment Technologies	Review	30 days	360 days following completion of DBVS operations
C.2.4.1-6	Recommendation to Re-Permit DBVS	Approve	30 days	360 days following completion of DBVS operations
C.2.4.2-1	Cost and Schedule Estimate for the Extended Operations of the Demonstration Bulk Vitrification System	Approve	30 days	180 days following DOE-ORP approval of Deliverable C.2.4.1-6
C.2.4.2-2	Extended Operations of the DBVS Final Design Modifications and Feed Acceptance Specifications	Approve	30 days	360 days following DOE-ORP approval of Deliverable C.2.4.1-6
C.2.4.2-3	Extended Operations of the DBVS Sampling and Analysis Plan	Approve	30 days	360 days following DOE-ORP approval of Deliverable C.2.4.1-6
C.2.5.1-1	ETF/LERF Transition Plan	Approve	30 days	180 days after sub-CLIN Notice to Proceed
C.2.5.4-1	WTP LAW Facility Operating and Product Specifications	Approve	30 days	Upon completion of certification of WTP LBL Cold Commissioning
C.3.1.1-1	Project Execution Plan	Approve	45 days	90 days after contract Notice to Proceed with updates as required

Deliverable Number	Deliverable	DOE-ORP		Deliverable Due Date ²
		Action	Response Time ³	
C.3.1.2.2-1	TOC Project Performance Measurement Baseline	Approve	45 days	180 days after contract Notice to Proceed with updates as required
C.3.1.2.3-1	TOC Project Performance Measurement Baseline Change Control Process	Approve	30 days	120 days after contract Notice to Proceed with updates as required
C.3.1.3-1	Monthly Performance Report	Review	N/A	Last Tuesday of each Month
C.3.1.4-1	Risk Management Plan	Approve	45 days	120 days after contract Notice to Proceed with updates as required
C.3.1.5.2-1	Procurement, Construction, and Acceptance Testing Plan	Approve	30 days	120 days after contract Notice to Proceed with updates as required
C.3.1.5.2-2	Purchasing System	Approve	30 days	120 days after contract Notice to Proceed with updates as required
C.3.1.5.2-3	Construction and Acceptance Testing Program	Approve	30 days	120 days after contract Notice to Proceed with updates as required
C.3.1.5.2-4	As-built Program Description	Approve	30 days	120 days after contract Notice to Proceed with updates as required
C.3.2-1	Integrated Safety Management System Description	Approve	30 days	60 days after contract Notice to Proceed with annual updates
C.3.2-2	Authorization Agreement	Approve	30 days	60 days after contract Notice to Proceed with annual updates
C.3.2-3	ISMS/ESH&Q Performance Objectives, Measures, and Commitments	Approve	30 days	60 days after contract Notice to Proceed with annual updates
C.3.2.1-1	Environmental Protection and Compliance Plan	Approve	30 days	60 days after contract Notice to Proceed with updates as required
C.3.2.2-1	DSA and TSR Improvement Plan	Approve	30 days	360 days after contract Notice to Proceed

Deliverable Number	Deliverable	DOE-ORP		Deliverable Due Date ²
		Action	Response Time ³	
C.3.2.2-2	Unreviewed Safety Question Process	Approve	30 days	60 days after contract Notice to Proceed with updates as required
C.3.2.3-1	Worker Safety and Health Program	Approve	30 days	60 days after contract Notice to Proceed with updates as required
C.3.2.3-2	Radiation Protection Program	Approve	30 days	60 days after contract Notice to Proceed with updates as required
C.3.2.3-3	Chronic Beryllium Disease Prevention Program	Approve	30 days	60 days after contract Notice to Proceed with updates as required
C.3.2.4-1	Quality Assurance Program Description	Approve	30 days	60 days after contract Notice to Proceed with updates as required
C.3.2.4-2	Assurance System Description	Approve	30 days	60 days after contract Notice to Proceed with updates as required
C.3.4.1-1	External Affairs Program Description	Approve	30 days	60 days after contract Notice to Proceed, and updated annually (12/1)
C.4-1	Government-Furnished Services and Information Request	Approve	30 days	45 days prior to each fiscal year
C.4-2	Government-Furnished Services and Information Request – Update	Approve	30 days	30 days prior to each quarter

PART I – THE SCHEDULE

SECTION D

PACKAGING AND MARKING

TABLE OF CONTENTS

D.1	PACKAGING	D-1
D.2	MARKING	D-1
D.3	SECURITY REQUIREMENTS	D-1

D.1 PACKAGING

Preservation, packaging, and marking for shipment or mailing of all work delivered hereunder shall be in accordance with good commercial practices and adequate to ensure acceptance by common carrier and safe transportation at the most economical rate(s).

D.2 MARKING

- (a) Each package, report, or other deliverable shall be accompanied by a cover letter that:
 - (1) Identifies the Contract by number under which the item is being delivered; and
 - (2) Identifies the deliverable item number or report requirement which requires the delivered item(s).
- (b) For any package, report, or other deliverable being delivered to a party other than the Contracting Officer, a copy of the cover letter shall be furnished to the Contracting Officer.

D.3 SECURITY REQUIREMENTS

The Contractor shall comply with the security requirements for packaging, marking, mailing, and shipping classified materials as prescribed by applicable U.S. Department of Energy (DOE) safeguards and security directives.

PART I – THE SCHEDULE

SECTION E

INSPECTION AND ACCEPTANCE

TABLE OF CONTENTS

E.1	DOE INSPECTION AND ACCEPTANCE	E-1
E.2	FAR 52.246-3, INSPECTION OF SUPPLIES – COST-REIMBURSEMENT (MAR 2001)	E-2
E.3	FAR 52.246-5, INSPECTION OF SERVICES – COST REIMBURSEMENT (APR 1984)	E-3

E.1 DOE INSPECTION AND ACCEPTANCE

- (a) The Government, through any authorized representatives, has the right at all reasonable times, to inspect, conduct oversight, evaluate, or otherwise assess the work (including construction work) performed or being performed hereunder and the premises in which it is being performed. If any inspection, oversight, or evaluation is made by the Government on the premises of the Contractor or a subcontractor, the Contractor shall provide and shall require the subcontractors to provide all reasonable facilities and assistance for the safety and convenience of the Government representatives in the performance of their duties. All inspections and evaluations shall be performed in such a manner as will not unduly delay the work.
- (b) Government inspection, oversight, evaluation, and other assessments of Contractor-performed work are for the sole benefit of the Government, and do not:
 - (1) Relieve the Contractor of responsibility for providing adequate quality control measures;
 - (2) Relieve the Contractor of responsibility for damage to or loss of the material before acceptance;
 - (3) Constitute or imply acceptance; or
 - (4) Affect the continuing rights of the Government after acceptance of the completed work.
- (c) The presence or absence of a Government representative, performing inspection, oversight, evaluation or assessment does not relieve the Contractor from any contract requirement, and does not change any term or condition of the specification.
- (d) For construction work:
 - (1) "Work" includes, but is not limited to, materials, workmanship, and manufacture and fabrication of components.
 - (2) Acceptance of construction work shall be final and conclusive except for latent defects, fraud, gross mistakes amounting to fraud, or the Government's rights under any warranty or guarantee.
- (e) Acceptance of all work and effort under this contract (including "Reporting Requirements," if any) shall be accomplished by the Contracting Officer, or any authorized representative, as designated in writing by the Contracting Officer.

E.2 FAR 52.246-3, INSPECTION OF SUPPLIES – COST-REIMBURSEMENT (MAY 2001)

(a) *Definitions.* As used in this Clause—

“Contractor’s managerial personnel” means any of the Contractor’s directors, officers, managers, superintendents, or equivalent representatives who have supervision or direction of—

- (1) All or substantially all of the Contractor’s business;
- (2) All or substantially all of the Contractor’s operation at a plant or separate location where the contract is being performed; or
- (3) A separate and complete major industrial operation connected with performing this contract.

“Supplies” includes but is not limited to raw materials, components, intermediate assemblies, end products, lots of supplies, and, when the contract does not include the Warranty of Data clause, data.

- (b) The Contractor shall provide and maintain an inspection system acceptable to the Government covering the supplies, fabricating methods, and special tooling under this contract. Complete records of all inspection work performed by the Contractor shall be maintained and made available to the Government during contract performance and for as long afterwards as the contract requires.
- (c) The Government has the right to inspect and test the contract supplies, to the extent practicable at all places and times, including the period of manufacture, and in any event before acceptance. The Government may also inspect the plant or plants of the Contractor or any subcontractor engaged in the contract performance. The Government shall perform inspections and tests in a manner that will not unduly delay the work.
- (d) If the Government performs inspection or test on the premises of the Contractor or a subcontractor, the Contractor shall furnish and shall require subcontractors to furnish all reasonable facilities and assistance for the safe and convenient performance of these duties.
- (e) Unless otherwise specified in the Contract, the Government shall accept supplies as promptly as practicable after delivery, and supplies shall be deemed accepted 60 days after delivery, unless accepted earlier.
- (f) At any time during contract performance, but no later than 6 months (or such other time as may be specified in the contract) after acceptance of the supplies to be delivered under the contract, the Government may require the Contractor to replace or correct any supplies that are nonconforming at time of delivery. Supplies are nonconforming when they are defective in material or workmanship or are otherwise not in conformity with contract requirements. Except as otherwise provided in paragraph (h) of this clause, the cost of replacement or correction shall be included in allowable cost, determined as provided in the Allowable Cost and Payment clause, but no additional fee shall be paid. The Contractor shall not tender for acceptance supplies required to be replaced or corrected without disclosing the former requirement for replacement or correction, and, when required, shall disclose the corrective action taken.

- (g) (1) If the Contractor fails to proceed with reasonable promptness to perform required replacement or correction, the Government may—
 - (i) By contract or otherwise, perform the replacement or correction and charge to the Contractor any increased cost or make an equitable reduction in any fixed fee paid or payable under the contract;
 - (ii) Require delivery of undelivered supplies at an equitable reduction in any fixed fee paid or payable under the contract; or
 - (iii) Terminate the contract for default.
- (2) Failure to agree on the amount of increased cost to be charged to the Contractor or to the reduction in the fixed fee shall be a dispute.
- (h) Notwithstanding paragraphs (f) and (g) of this clause, the Government may at any time require the Contractor to correct or replace, without cost to the Government, nonconforming supplies, if the nonconformances are due to—
 - (1) Fraud, lack of good faith, or willful misconduct on the part of the Contractor's managerial personnel; or
 - (2) The conduct of one or more of the Contractor's employees selected or retained by the Contractor after any of the Contractor's managerial personnel has reasonable grounds to believe that the employee is habitually careless or unqualified.
 - (i) This clause applies in the same manner to corrected or replacement supplies as to supplies originally delivered.
- (j) The Contractor shall have no obligation or liability under this contract to replace supplies that were nonconforming at the time of delivery, except as provided in this clause or as may be otherwise provided in the contract.
- (k) Except as otherwise specified in the contract, the Contractor's obligation to correct or replace Government-furnished property shall be governed by the clause pertaining to Government property.

E.3 FAR 52.246-5, INSPECTION OF SERVICES – COST REIMBURSEMENT (APR 1984)

- (a) *Definition.* "Services," as used in this clause, includes services performed, workmanship, and material furnished or used in performing services.
- (b) The Contractor shall provide and maintain an inspection system acceptable to the Government covering the services under this Contract. Complete records of all inspection work performed by the Contractor shall be maintained and made available to the Government during contract performance and for as long afterwards as the Contract requires.

- (c) The Government has the right to inspect and test all services called for by the Contract, to the extent practicable at all places and times during the term of the Contract. The Government shall perform inspections and tests in a manner that will not unduly delay the work.
- (d) If any of the services performed do not conform with contract requirements, the Government may require the Contractor to perform the services again in conformity with contract requirements, for no additional fee. When the defects in services cannot be corrected by reperformance, the Government may:
 - (1) Require the Contractor to take necessary action to ensure that future performance conforms to contract requirements; and
 - (2) Reduce any fee payable under the Contract to reflect the reduced value of the services performed.
- (e) If the Contractor fails to promptly perform the services again or take the action necessary to ensure future performance in conformity with contract requirements, the Government may:
 - (1) By contract or otherwise, perform the services and reduce any fee payable by an amount that is equitable under the circumstances; or
 - (2) Terminate the Contract for default.

PART I – THE SCHEDULE

SECTION F

DELIVERIES OR PERFORMANCE

TABLE OF CONTENTS

F.1	PERIOD OF PERFORMANCE	F-1
F.2	PRINCIPAL PLACE OF PERFORMANCE	F-1
F.3	FAR 52.242-15, STOP-WORK ORDER (AUG 1989) -- ALTERNATE I (APR 1984)	F-2

F.1 PERIOD OF PERFORMANCE

- (a) After Contract award, the Contracting Officer will issue a Contract Notice to Proceed (which may be concurrent with or follow Contract award). The Contractor shall commence work within 10 calendar days after the date of the Notice. The Contractor shall not be entitled to allowable costs prior to the date of the Notice. Work shall begin with the *Transition Period* and upon completion, immediately start the *Base Period* of the Contract.
- (b) Performance of this Contract includes, unless sooner reduced, terminated or extended in accordance with the provisions of this Contract:
 - (1) Transition Period – A 90-day period, immediately preceding the Base Period, will be established for transition of work from the existing Tank Farm Contractor to the TOC. If necessary, the Contracting Officer may direct a change in the TOC Transition Period, or may direct support to the transition of the Mission Support Contractor and Plateau Remediation Contractor;
 - (2) Base Period – Five (5) year performance period (estimated to be October 1, 2008, through September 30, 2013); and
 - (3) Option Period(s) (if exercised) –
 - (i) Option Period 1 is a three (3) year performance period. Option Period 1 (if exercised) will commence at the end of the Base Period.
 - (ii) Option Period 2 is a two (2) year performance period. Option Period 2 (if exercised) will commence at the end of Option Period 1.
 - (iii) All options will be exercised in accordance with the Section I Clause entitled, *FAR 52.217-9, Option to Extend the Term of the Contract*.
- (c) The maximum period of performance for the Contract (excluding the *Transition Period*), if extended beyond the *Base Period* of the Contract, shall not exceed ten (10) years.

F.2 PRINCIPAL PLACE OF PERFORMANCE

The principal place of performance of this Contract shall be the Hanford Site, near Richland, Washington, and other facilities as directed by the Contracting Officer.

F.3 FAR 52.242-15, STOP-WORK ORDER (AUG 1989) -- ALTERNATE I (APR 1984)

- (a) The Contracting Officer may, at any time, by written order to the Contractor, require the Contractor to stop all, or any part, of the work called for by this Contract for a period of 90 days after the order is delivered to the Contractor, and for any further period to which the parties may agree. The order shall be specifically identified as a stop-work order issued under this clause. Upon receipt of the order, the Contractor shall immediately comply with its terms and take all reasonable steps to minimize the incurrence of costs allowable to the work covered by the order during the period of work stoppage. Within a period of 90 days after a stop-work order is delivered to the Contractor, or within any extension of that period to which the parties shall have agreed, the Contracting Officer shall either:
 - (1) Cancel the stop-work order; or
 - (2) Terminate the work covered by the order as provided in the Termination Clause of this Contract.
- (b) If a stop-work order issued under this Clause is canceled or the period of the order or any extension thereof expires, the Contractor shall resume work. The Contracting Officer shall make an equitable adjustment in the delivery schedule, the estimated cost, the fee, or a combination thereof, and in any other terms of the contract that may be affected and the contract shall be modified, in writing, accordingly, if:
 - (1) The stop-work order results in an increase in the time required for, or in the Contractor's cost properly allowable to, the performance of any part of this contract; and
 - (2) The Contractor asserts a claim for the adjustment within 30 days after the end of the period of work stoppage; provided that, if the Contracting Officer decides the facts justify the action, the Contracting Officer may receive and act upon the claim asserted at any time before final payment under this Contract.
- (c) If a stop-work order is not canceled and the work covered by the order is terminated for the convenience of the Government, the Contracting Officer shall allow reasonable costs resulting from the stop-work order in arriving at the termination settlement.
- (d) If a stop-work order is not canceled and the work covered by the order is terminated for default, the Contracting Officer shall allow, by equitable adjustment or otherwise, reasonable costs resulting from the stop-work order.

PART I – THE SCHEDULE

SECTION G

CONTRACT ADMINISTRATION DATA

TABLE OF CONTENTS

G.1	CONTRACT ADMINISTRATION	1
G.2	CORRESPONDENCE PROCEDURES.....	1
G.3	MODIFICATION AUTHORITY	2
G.4	REPRESENTATIONS AND CERTIFICATIONS.....	2
G.5	CORRESPONDENCE, REPORTS, AND DELIVERABLES.....	2

G.1 CONTRACT ADMINISTRATION

- (a) The correspondence address of the U.S. Department of Energy (DOE) Contracting Officer is:

Joseph C. Poniatowski, Contracting Officer
U.S. Department of Energy
Office of River Protection
Acquisition Management Division, MSIN H6-60
P.O. Box 450
Richland, WA 99352

- (b) Performance of the work under this Contract shall be subject to the technical direction of DOE Contracting Officer's Representative(s) (COR) in accordance with the Section I Clause entitled, *DEAR 952.242-70, Technical Direction*. Any change in any DOE COR may be made administratively by letter from the Contracting Officer consistent with Section I Clause entitled, *DEAR 952.242-70, Technical Direction*.

- (c) The designated paying office for direct payment invoices under the Contract is:

Direct Mail Address:

U.S. Department of Energy
Oak Ridge Financial Services Center
P.O. Box 4307
Oak Ridge, TN 37831

Express Courier Address:

U.S. Department of Energy
Oak Ridge Financial Services Center
200 Administration Road
Oak Ridge, TN 37831
(865) 241-5073

The preferred method for payments of allowable costs and fee is by draw from the Special Financial Institution Account in accordance with the Section B Clause entitled, *Fee Determination and Payment*, and the Section H Clause entitled, *Payments and Advances*. If direct payment method is used, original invoices for fee shall be submitted to the designated paying office with copies to the Contracting Officer and the COR. Original and copies of invoices shall be submitted at the same time and by the same method.

G.2 CORRESPONDENCE PROCEDURES

To promote timely and effective administration, correspondence submitted under this Contract shall include the Contract number and shall be subject to the following procedures:

- (a) Technical Correspondence: With the exception of correspondence where patent or technical data issues are involved and correspondence which proposes or otherwise

involves waivers, deviations, or modifications to the requirements, terms, or conditions of this Contract, technical correspondence shall be addressed to the DOE COR with an information copy addressed to the DOE Contracting Officer.

- (b) Other Correspondence: All other correspondence shall be addressed to the DOE Contracting Officer with information copies of the correspondence to the COR.

G.3 MODIFICATION AUTHORITY

Notwithstanding any of the other provisions of this Contract, a Contracting Officer shall be the only individual on behalf of the Government authorized to:

- (a) Accept non-conforming work;
- (b) Waive any requirement of this Contract; or
- (c) Modify any term or condition of this Contract.

G.4 REPRESENTATIONS AND CERTIFICATIONS

The Representations, Certifications, and Other Statements of Offerors, submitted with the Contractor's latest offer, are hereby incorporated into this Contract by reference.

G.5 CORRESPONDENCE, REPORTS, AND DELIVERABLES

The following requirements apply to submission of all correspondence, reports, and data deliverables:

- (a) The Contractor shall ensure that all correspondence, reports, and data deliverables are as follows:
 - (1) Legible and sequentially numbered; and
 - (2) Written in clear, concise English.
- (b) The Contractor shall prepare transmittals as follows:
 - (1) Title page or cover sheet that identifies the Contract by number, author, deliverable(s) (including deliverable item number or report requirement), and date; and
 - (2) Text on standard 8 ½" x 11" letter size paper (one-way foldouts or larger sizes may be included with report text).
- (c) The Contractor shall submit correspondence, reports, and deliverables as follows:
 - (1) All correspondence, deliverables, and reports to the DOE Richland Operations Office (DOE-RL) or DOE Office of River Protection (DOE-ORP) shall be

- (2) Electronically authorize/sign all correspondence, deliverables and reports and deposit all submittals to DOE-RL/ORP in an electronic folder in IDMS;
 - (3) All electronic files shall be editable and have all functions normally available in the software in which the data were originally generated. The Contractor shall also provide a list of the electronic files that are being provided, along with a designation of the software used. The submission shall also state which contract deliverable, when appropriate, is being met through submission of the correspondence. In the event the Contractor uses an internal proprietary software package, a copy of the software shall be provided to DOE.
- (d) The Contractor shall develop and implement configuration control over all electronic correspondence files, including a correspondence numbering system. The Contractor shall maintain configuration control over changes to information provided by DOE or Government contractors, including but not limited to drawings, specifications, electronic files, letter reports, calculations, analysis reports, etc., as appropriate, using the Contractor's established policies and procedures that are in compliance with all National Archives and Records Administration and DOE requirements. The Contractor shall assign its own identifying number to information that it either creates or changes.

PART I – THE SCHEDULE

SECTION H

SPECIAL CONTRACT REQUIREMENTS

TABLE OF CONTENTS

H.1	WORKFORCE TRANSITION	1
H.2	EMPLOYEE COMPENSATION: PAY AND BENEFITS	1
H.3	POST-CONTRACT RESPONSIBILITIES FOR PENSION AND OTHER BENEFIT PLANS	9
H.4	NO THIRD PARTY BENEFICIARIES	10
H.5	OVERTIME CONTROL PLAN	10
H.6	LABOR RELATIONS.....	11
H.7	COLLECTIVE BARGAINING AGREEMENTS.....	11
H.8	INCUMBENT EMPLOYEES, BENEFIT PLANS, AND APPROVAL FOR SUBCONTRACTORS TO PARTICIPATE IN THE PLANS.....	11
H.9	DETERMINATION OF APPROPRIATE LABOR STANDARDS.....	12
H.10	IMPLEMENTATION OF THE HANFORD SITE STABILIZATION AGREEMENT	12
H.11	WORKFORCE RESTRUCTURING	14
H.12	WORKERS' COMPENSATION	15
H.13	ENERGY EMPLOYEES OCCUPATIONAL ILLNESS COMPENSATION PROGRAM ACT (EEOICPA).....	17
H.14	ADVANCE UNDERSTANDING ON COSTS	18
H.15	KEY PERSONNEL.....	18
H.16	RADIOLOGICAL SITE SERVICES AND RECORDS, AND OCCUPATIONAL MEDICINE SERVICES AND RECORDS	20
H.17	STOP-WORK AND SHUTDOWN AUTHORIZATION	21
H.18	ALLOCATION OF RESPONSIBILITY AND LIABILITY FOR CONTRACTOR AND U.S. DEPARTMENT OF ENERGY (DOE) ENVIRONMENTAL COMPLIANCE ACTIVITIES.....	22
H.19	ENVIRONMENTAL RESPONSIBILITY	23
H.20	SELF-PERFORMED WORK.....	26

H.21	EMERGENCY CLAUSE.....	26
H.22	FINANCIAL MANAGEMENT SYSTEM REQUIREMENTS	27
H.23	PAYMENTS AND ADVANCES	28
H.24	ALTERNATIVE DISPUTE RESOLUTION (ADR)	31
H.25	LITIGATION SUPPORT	32
H.26	ASSIGNMENT AND ADMINISTRATION OF SUBCONTRACTS.....	32
H.27	DISPOSITION OF INTELLECTUAL PROPERTY – FAILURE TO COMPLETE CONTRACT PERFORMANCE	33
H.28	PRIVACY ACT SYSTEMS OF RECORDS.....	33
H.29	RESPONSIBLE CORPORATE OFFICIAL.....	34
H.30	MENTOR-PROTÉGÉ PROGRAM	35
H.31	LOBBYING RESTRICTION (ENERGY AND WATER ACT 2006).....	35
H.32	COUNTERINTELLIGENCE (CI) SITE SPECIFIC REQUIREMENTS	35
H.33	SEPARATE CORPORATE ENTITY	35
H.34	PERFORMANCE GUARANTEE AGREEMENT.....	36
H.35	WITHDRAWAL OF WORK	36
H.36	USE OF DOE FACILITIES.....	36
H.37	INFORMATION	37
H.38	PARENT ORGANIZATION SUPPORT.....	38
H.39	ACCESS TO DOE-OWNED OR -LEASED FACILITIES	39
H.40	ELECTRONIC SUBCONTRACTING REPORTING SYSTEM (eSRS).....	40
H.41	HANFORD SITE RECREATION POLICY	41
H.42	HANFORD SITE SERVICES AND INTERFACE REQUIREMENTS MATRIX.....	41
H.43	ENVIRONMENTALLY PREFERABLE PURCHASING FOR DESKTOP OR LAPTOP COMPUTERS OR MONITORS	44

H.1 WORKFORCE TRANSITION

(a) Incumbent Employees Hiring Preferences

The Contractor shall use the *Transition Period* to make hiring decisions and to establish the management structures necessary to conduct an employee relations program. In establishing an initial workforce, and through the first six (6) months after Contract award, the Contractor shall give a first preference in hiring for vacancies in non-managerial positions under this Contract to Incumbent Employees (as defined in paragraph (b) of the Section H Clause entitled, *Employee Compensation: Pay and Benefits*) who meet the qualifications for a particular position. This hiring preference takes priority over the hiring preference provided in the Section I Clause entitled, *DEAR 952.226-74, Displaced Employee Hiring Preference*. The hiring preference does not apply to the Contractor's hiring of management staff (i.e., first line supervisors and above).

(b) Employee Pay

The Contractor shall provide equivalent pay to employees receiving a hiring preference as compared to pay provided by the predecessor contractor for substantially equivalent duties and responsibilities for at least the first year of the term of the Contract.

H.2 EMPLOYEE COMPENSATION: PAY AND BENEFITS

(a) Background on Benefit Plans

- (1) The Hanford Site Pension Plan (HSPP) is a multi-employer pension plan which includes three (3) separate benefit structures under the Plan: two (2) for bargaining unit employees and one (1) for non-bargaining unit employees (exempt and nonexempt). The HSPP covers eligible employees of certain U.S. Department of Energy (DOE) Hanford prime contractors and subcontractors. The HSPP is managed and administered by committees composed of representatives from each of the sponsoring employers.
- (2) The Hanford Site Savings Plans (HSSPs) cover eligible employees of certain DOE Hanford prime contractors and subcontractors. The HSSPs includes three (3) separate plans: two (2) plans for bargaining unit employees and one (1) plan for non-bargaining unit employees (exempt and nonexempt). The HSSPs are managed and administered by committees composed of representatives from each of the sponsoring employers.
- (3) The Hanford Employee Welfare Trust (HEWT) is a multiple employer welfare arrangement (MEWA). Health and welfare benefits are administered under the HEWT which contains provisions for a wide range of medical and insurance benefits for eligible Hanford workers of certain DOE Hanford prime contractors and subcontractors and their beneficiaries. The HEWT is managed and administered by the HEWT Committee, which is composed of representatives from each sponsoring employer.
- (4) The Contractor is required in paragraph (m) to offer a market-based package of retirement and medical benefits to Non-Incumbent Employees (as defined in

paragraph (c)). These benefit plans are referred to herein as "Market-Based Plans."

- (5) CH2M HILL Hanford Group, Inc. (CH2M HILL), under Contract No. DE-AC27-99RL14047, has assumed responsibility for sponsorship, management, and administration of certain pension and welfare benefit plans previously maintained by the Kaiser-Hill Company, L.L.C., for operations at Rocky Flats under Contract No. DE-AC27-99RL14047. The Rocky Flats plans are: the *Rocky Flats Multiple Employer Pension Plan*, *Kaiser-Hill Retirement Plan for Hourly Plant Protection Employees*, and *Rocky Flats Employee Welfare Trust*.

It is anticipated that CH2M HILL Hanford Group, Inc. (CH2M HILL), under Contract No. DE-AC27-99RL14047, will assume responsibility for sponsorship, management, and administration of certain pension and other benefit plans that currently are maintained by CH2M Hill Mound, Inc., under the Miamisburg Closure Project, Contract No. DE-AC24-03OH20152.

These plans from other DOE closure sites are identified as "Legacy Plans."

- (b) Incumbent Employees for the purposes of this Contract are employees who:

- (1) Based on prior employment and under the terms of the HSPP, HSSP and HEWT (the "Plans" for purposes of the Section H Clauses entitled, *Employee Compensation: Pay and Benefits, Post-Contract Responsibilities for Pension and Other Benefit Plans, and Incumbent Employees, Benefit Plans, and Approval for Subcontractors to Participate in the Plans*):
- (i) As of the date of award of this Contract, were eligible to participate, or to return to and participate, in the HSPP and accrue Benefit Service as defined in the HSPP; and/or,
- (ii) Are eligible to participate with respect to the HSSP or HEWT; and
- (2) Are employed by the Contractor or by a subcontractor identified in the agreement as provided in the Section H Clause entitled, *Incumbent Employees, Benefit Plans, and Approval for Subcontractors to Participate in the Plans*, and eligible to participate in the Plan(s) under the terms of the Plan(s).

- (c) Non-Incumbent Employees

If an employee does not meet the definition of an Incumbent Employee with respect to the HSPP, HSSP, or HEWT, as described in paragraph (b), the employee will be considered a Non-Incumbent Employee as to that plan(s) for the purposes of this Contract.

(d) Human Resources Compensation Plan

The Contractor shall submit within 30 days of Contract award a *Human Resources Compensation Plan* demonstrating how the Contractor will comply with the requirements of this Contract. The *Human Resources Compensation Plan* shall describe the Contractor's policies regarding compensation, pensions and other benefits, and how these policies will support at reasonable cost the effective recruitment and retention of a highly skilled, motivated, and experienced workforce.

(e) Total Compensation System

The Contractor shall develop, implement and maintain formal policies, practices and procedures to be used in the administration of its compensation system including a compensation system *Self-Assessment Plan* consistent with FAR 31.205-6 and DEAR 970.3102-05-6, *Compensation for Personal Services* ("Total Compensation System"). DOE-approved standards (e.g., set forth in an advance understanding or appendix), if any, shall be applied to the Total Compensation System. The Contractor's Total Compensation System shall meet the tests of allowability established by and in accordance with FAR 31.205-6 and DEAR 970.3102-05-6, be fully documented, consistently applied, and acceptable to the Contracting Officer. Costs incurred in implementing the Total Compensation System shall be consistent with the Contractor's documented *Human Resources Compensation Plan* as approved by the Contracting Officer.

(f) Appraisals of Contractor Performance

DOE will conduct periodic appraisals of Contractor performance with respect to Total Compensation System implementation. Such appraisals will be conducted through either DOE validation of the Contractor's performance self-assessment of its Total Compensation System or third party expert review.

(g) Reports and Information

The Contractor shall provide the Contracting Officer with the following reports and information with respect to pay and benefits provided under this Contract:

- (1) An *Annual Contractor Salary-Wage Increase Expenditure Report* to include, at a minimum, breakouts for merit, promotion, variable pay, special adjustments, and structure movements for each pay structure showing actual against approved amounts.
- (2) A list of the top five (5) most highly compensated executives as defined in FAR 31.205-6(p)(2)(ii) and their total cash compensation at the time of Contract award, and at the time of any subsequent change to their total cash compensation.
- (3) An *Annual Report of Contractor Expenditures for Employee Supplemental Compensation* through the DOE Workforce Information System (WFIS), compensation and benefits module no later than March 1 of each year.
- (4) A performance self-assessment of the Total Compensation System implementation and results to include an evaluation of total benefits using the

Employee Benefits Value Study (Ben-Val) and the Employee Benefits Cost Study as described in paragraph (i).

(h) Cash Compensation

- (1) The Contractor shall establish pay programs for employees.
- (2) The Contractor shall submit the following information to the Contracting Officer for determination of cost allowability for reimbursement for cash compensation under the Contract:
 - (i) Any additional compensation system self-assessment data requested by the Contracting Officer that may be needed to validate and approve the Total Compensation System.
 - (ii) Any proposed major compensation program design changes prior to implementation.
 - (iii) *An Annual Compensation Increase Plan (CIP).*
 - (iv) Individual compensation actions for the Key Personnel, including initial and proposed changes to base salary and or payments under an Executive Incentive Compensation Plan.
 - (v) Any proposed establishment of an incentive compensation plan (variable pay plan/pay-at-risk).

Contracting Officer approval of individual compensation actions will be required only for the top five (5) most highly compensated employees, or others as identified by the Contracting Officer.

- (3) Subject to the Hanford Site Severance Pay Plans, severance pay is not payable to an employee under this Contract if the employee:
 - (i) Voluntarily separates, resigns or retires from employment,
 - (ii) Is offered comparable employment with a successor/replacement contractor,
 - (iii) Is offered comparable employment with a parent or affiliated company, or
 - (iv) Is discharged for cause.
- (4) Service credit for purposes of determining severance pay does not include any period of prior service for which severance pay has been previously paid through a DOE cost reimbursement contract.

(i) Pension and Other Benefit Programs

- (1) The Contractor shall become a sponsor of the pension and other benefit plans identified in paragraph (a), and shall be responsible for the management and administration of the Market-Based Plans and Legacy Plans identified in paragraphs (a)(4) and (5).
- (2) The Legacy Plans shall be managed and administered separately from the HSPP, HSSP, HEWT, and Market-Based Plans in a manner so as to preserve the Legacy Plans' separate and distinct identities.
- (3) Unless otherwise required by applicable law or approved by the Contracting Officer, no implementation of a benefit program and no amendment to any of the plans identified in paragraph (a) or underlying trust documents thereto shall result in allowable costs under this Contract.
- (4) No presumption of allowability will exist when the Contractor implements a new benefit plan or makes changes to existing benefit plans identified in paragraph (a) until the Contracting Officer makes a determination of cost allowability for reimbursement for new or changed benefit plans.
- (5) Cost reimbursement for pension and other benefit plans identified in paragraph (a) sponsored by the Contractor will be based on the Contracting Officer's approval of Contractor actions pursuant to an approved Ben-Val and an Employee Benefits Cost Study as described below.
- (6) Unless otherwise stated, or as directed by the Contracting Officer, the Contractor shall submit the studies required in (i) and (ii) below. The studies shall be used by the Contractor as part of its performance self assessment described in paragraph (g)(4) and in calculating the cost of benefits under existing benefit plans. In addition, the Contractor shall submit updated studies to the Contracting Officer for approval prior to the adoption of any change to a pension or other benefit plan.
 - (i) Separate Ben-Val studies are required every two years for all plans identified in paragraph (a). A Ben-Val is an actuarial study of the relative value (RV) of the benefits programs offered by the Contractor measured against the RV of benefit programs offered by comparator companies approved by the Contracting Officer. To the extent that the value studies do not address post retirement benefits other than pensions, the Contractor shall provide a separate cost and plan design data comparison for the post retirement benefits other than pensions using external benchmarks derived from nationally recognized and Contracting Officer approved survey sources; and,
 - (ii) Separate Employee Benefits Cost Study comparisons are annually required for all plans identified in paragraph (a). An Employee Benefits Cost Study is a study which analyzes the Contractor's employee benefits cost on a per capita per full time equivalent employee basis and as a percent of payroll and compares them with the costs reported by the U.S. Chamber of Commerce Annual Employee Benefits Cost Survey or other Contracting Officer approved, broad based, national survey.

- (7) When net benefit value exceeds the comparator group by more than five (5) percent (%), the Contractor shall submit a corrective action plan to the Contracting Officer.
- (8) When the average total benefit per capita cost or total benefit cost as a percent of payroll exceeds the comparator group by more than 5 %, and if required by the Contracting Officer, the Contractor shall submit an analysis of the specific plan costs that are above the per capita cost range or total benefit cost as a percent of payroll and a corrective action plan to achieve conformance with a Contracting Officer directed per capita cost range or total benefit cost as a percent of payroll.
- (9) Within two (2) years of approval of the Contractor's corrective action plan by the Contracting Officer, the Contractor shall implement corrective action plans to align employee benefit programs with the benefit value and per capita cost range as approved by the Contracting Officer.
- (10) The Contractor shall submit a separate Report of Contractor Expenditures for Supplementary Compensation for the previous calendar year for each of the plans identified in paragraph (a) via the DOE WFIS Compensation and Benefits Module no later than March 1 of the current calendar year. The cost of each Legacy Plan shall be separate and distinct from other information required by the Report.
- (11) The Contractor may not terminate any benefit plan during the term of the Contract without prior approval of the Contracting Officer in writing.
- (12) Cost reimbursement for Post Retirement Benefits (PRBs) is contingent on the specific terms of the plans identified in paragraph (a), as amended. Unless required by Federal or State law, advance funding of PRBs is not allowable.
- (13) All costs of administration shall be costs of each plan individually and allocated to participating plan sponsors. Costs of administration shall be directly billed to the plans and not charged by indirect allocation.
- (14) The Contractor shall maintain a sufficient number of trained and qualified personnel to perform all of the functions of the plans.
- (15) The Contractor shall render all ordinary and normal administrative services and functions which may be reasonably required. The Contractor shall annually provide an itemization of costs incurred for plan administration for each plan to the Contracting Officer within 60 days of the end of each plan year.
- (16) The Contractor shall manage Plan assets in a prudent manner. The Contractor shall develop and submit to the Contracting Officer an Investment Policy Statement for each plan that clearly defines investment return objectives and risk tolerances, and shall perform annual pension plan Investment Performance Self-Assessments. The Contractor performance self-assessments shall address investment objectives, development of the plans to achieve investment objectives, execution of the plans, performance monitoring, and appropriate corrective action planning and execution. The Contractor shall provide the Contracting Officer with a copy of each plan's Investment Performance Self-Assessment.

- (17) The Contractor shall comply with the Investment Policy Statements developed for the plans. Should the Contractor incur higher costs because the Contractor fails to comply with all or part of the established Investment Policy Statements provided to DOE, the additional costs incurred are unallowable.
- (j) Establishment and Maintenance of Pension Plans for which DOE Reimburses Costs
- (1) For cost allocability and reimbursement purposes, any defined benefit (DB) or defined contribution (DC) pension plans established and/or implemented, shall be maintained consistent with the requirements of the Internal Revenue Code and *Employee Retirement Income Security Act*.
- (2) Contractor policies, practices, and procedures used in the administration of pension plans shall be consistent with law and regulation.
- (3) Employees working for the Contractor shall only accrue credit for service under this Contract after the date of Contract award.
- (4) Any pension plan maintained by the Contractor, for which DOE reimburses costs, shall be maintained as a separate pension plan distinct from any other pension plan which provides credit for current service not previously paid through a DOE cost reimbursement contract.
- (5) For each pension plan or portion of a pension plan for which DOE reimburses costs, the Contractor shall provide the Contracting Officer with the following within nine (9) months of the last day of the current pension plan year:
- (i) Copies of IRS 5500 forms, with schedules; and
- (ii) Copies of all forms in the 5300 series that document the establishment, amendment, termination, spin-off, or merger of a plan.
- (6) Prior to the adoption of any changes to a pension plan, the Contractor shall submit the information required below, as applicable, to the Contracting Officer for approval or disapproval and a determination as to whether the costs to be incurred are consistent with the Contractor's documented *Human Resources Compensation Plan* and are deemed allowable pursuant to FAR 31.205-6, as supplemented by DEAR 970.3102-05-6.
- (i) For proposed changes to pension plans and pension plan funding, the Contractor shall provide an analysis of the impact of any proposed changes on actuarial accrued liabilities and an analysis of relative benefit value; and,
- (ii) The Contractor shall obtain the advance written approval of the Contracting Officer for any non-statutory pension plan changes that may increase costs or liabilities, and any proposed special programs (including, but not limited to, plan-loan features, employee contribution refunds, or ancillary benefits) and shall provide the Contracting Officer with an analysis of the impact of special programs on the actuarial accrued liabilities of the pension plan, and on relative benefit value, if applicable.

- (7) The Contractor shall not terminate any pension plan without at least 60 days notice to and the approval of the Contracting Officer prior to the scheduled date of plan termination.

(k) Benefits for Incumbent Employees under the HSPP and HSSP

- (1) The Contractor shall allow individuals who are Incumbent Employees to continue to accrue credit under the HSPP and to continue to participate in the HSSP for service under this Contract. The Contractor shall timely supply the Plan Administrator(s) with the information required by the Administrator(s) necessary to effectively administer the Plan(s). Contributions to the HSPP and HSSP as determined by the Plan Administrator(s) shall be allowable costs under this Contract, subject to compliance with other provisions of this Contract and terms of the Plans, as amended. At Contract completion, the Contractor shall fully fund its withdrawal liability under the HSPP; provided, however, that when or if this Contract expires or terminates, the Contractor shall continue as a plan sponsor of the HSPP pursuant to the Section H Clause entitled, *Post-Contract Responsibilities for Pension and Other Benefit Plans*.
- (2) The Contractor shall coordinate with the HSPP Administrator to ensure DOE receives an annual reporting and accounting of the Contractor's pension obligations, pursuant to Financial Accounting Standard (FAS) 87, for those employees participating in the HSPP and supply the Administrator with all the information necessary to maintain the Federal tax qualifications of all Contractor and Hanford Site pension plans.

(l) Benefits for Incumbent Employees under the HEWT

- (1) The Contractor shall be a sponsor of the HEWT. Individuals who are Incumbent Employees for purposes of the HEWT shall be eligible to continue participation in the HEWT and receive medical and other benefits under the HEWT consistent with the terms of that HEWT, as amended. The Contractor shall recognize service credited under the HEWT toward the service period required for benefits relating to vacation, sick leave, health insurance, severance, layoff, recall, and other benefits.
- (2) The Contractor shall in a timely manner supply the HEWT Administrator with the information required by the Administrator necessary to effectively administer the HEWT. The Contractor shall coordinate with the HEWT Administrator to ensure that DOE receives copies of all annual reports, actuarial reports, and submissions of FAS 106 data, and other reports as required by the Contracting Officer, of the Contractor's benefit obligations for those employees participating in the HEWT under this Contract. Contributions to the HEWT as determined by the HEWT Administrator shall be allowable costs under this Contract, subject to compliance with other provisions of this Contract.

(m) Pension and Other Benefits for Non-Incumbent Employees

- (1) The Contractor shall offer a market-based package of retirement and medical benefits competitive for the industry to individuals who are not Incumbent Employees. If the Contractor meets all applicable legal and tax requirements, the Contractor may establish a separate line of business pursuant to Internal Revenue Code (IRC) 410 and 414 for the purpose of maintaining the Federal tax qualification of pension covering the Contractor's employees.
- (2) The Contractor shall ensure that DOE receives copies of all annual reports, actuarial reports, applicable FAS data, and other reports as required by the Contracting Officer for eligible employees with respect to this Contract.
- (3) Any benefit programs established and/or maintained by the Contractor, for which DOE reimburses costs, shall meet the tests of allowability and reasonableness established by FAR 31.205-6 and DEAR 970.3102-05-6.

(n) Reporting for Legacy Plans

The Contractor shall ensure that DOE receives copies of all annual reports, actuarial reports, submissions of FAS 87 and 106 data, as applicable, and other reports, as required by the Contracting Officer.

H.3 POST-CONTRACT RESPONSIBILITIES FOR PENSION AND OTHER BENEFIT PLANS

- (a) If this Contract expires or terminates and the U.S. Department of Energy (DOE) has awarded a contract under which the new contractor becomes a sponsor of the Hanford Site Pension Plan (HSPP), Hanford Site Savings Plan (HSSP), Hanford Employee Welfare Trust (HEWT), Market-Based Plans and Legacy Plans as defined in paragraph (a) of the Section H Clause entitled, *Employee Compensation: Pay and Benefits*, of this Contract, and becomes responsible for management, and administration of the Market-Based Plans and Legacy Plans, the Contractor shall cooperate and transfer to the new contractor its responsibility for sponsorship, management and administration of the plans as appropriate and consistent with direction from the Contracting Officer.
- (b) If this Contract expires or terminates without a contract with a new contractor under which the new contractor becomes a sponsor of the HSPP, HSSP, HEWT, Market-Based Plans and Legacy Plans as defined in paragraph (a) of the Section H Clause entitled, *Employee Compensation: Pay and Benefits*, of this Contract, and becomes responsible for management and administration of the Market-Based Plans and Legacy Plans, or if the Contracting Officer determines that the scope of work under the Contract has been completed (any one such event may be deemed by the Contracting Officer to be "Contract Completion" for purposes of this clause), whichever is earlier, and notwithstanding any other obligations and requirements concerning expiration or termination under any other clause of this Contract, the following actions shall occur regarding the Contractor's obligations regarding all of the plans as defined in paragraph (a) of the Section H Clause entitled, *Employee Compensation: Pay and Benefits*, of this Contract at the time of Contract Completion:

- (1) Subject to subparagraph (2) below, and notwithstanding any legal obligations independent of the Contract the Contractor may have regarding responsibilities for sponsorship, management, and administration of the plans as defined in paragraph (a) of the Section H Clause entitled, *Employee Compensation: Pay and Benefits*, of this Contract, the Contractor shall remain the sponsor of the plans as defined in paragraph (a) of the Section H Clause entitled, *Employee Compensation: Pay and Benefits*, of this Contract, in accordance with applicable legal requirements.

- (2) The parties shall exercise their best efforts to reach agreement on the Contractor's responsibilities for sponsorship, management and administration of the plans as defined in paragraph (a) of the Section H Clause entitled, *Employee Compensation: Pay and Benefits*, of this Contract prior to or at the time of Contract Completion. However, if the parties have not reached agreement on the Contractor's responsibilities for sponsorship, management and administration of the plans as defined in paragraph (a) of the Section H Clause entitled, *Employee Compensation: Pay and Benefits*, of this Contract prior to or at the time of Contract Completion, unless and until such agreement is reached, the Contractor shall comply with written direction from the Contracting Officer regarding the Contractor's responsibilities for continued provision of pension and other benefits under the plans as defined in paragraph (a) of the Section H Clause entitled, *Employee Compensation: Pay and Benefits*, of this Contract, including but not limited to continued sponsorship of the plans as defined in paragraph (a) of the Section H Clause entitled, *Employee Compensation: Pay and Benefits*, of this Contract, in accordance with applicable legal requirements. To the extent that the Contractor incurs costs in implementing direction from the Contracting Officer, the Contractor's costs will be reimbursed pursuant to applicable Contract provisions.

H.4 NO THIRD PARTY BENEFICIARIES

This Contract is for the exclusive benefit and convenience of the parties hereto. Nothing contained herein shall be construed as granting, vesting, creating or conferring any right of action or any other right or benefit upon past, present or future employees of the Contractor, or upon any other third party. This provision is not intended to limit or impair the rights which any person may have under applicable Federal statutes.

H.5 OVERTIME CONTROL PLAN

Notwithstanding any other provision in this Contract, if the aggregate overtime premium pay as a percent (%) of base salary exceeds 2% for non-represented employees or 10% for represented employees, the Contractor shall submit to the Contracting Officer separate annual *Overtime Control Plans* in accordance with the Section I Clause entitled, *FAR 52.222-2, Payment for Overtime Premiums*.

H.6 LABOR RELATIONS

- (a) The Contractor shall respect the right of employees to organize and to form, join, or assist labor organizations, to bargain collectively through their chosen labor representatives, to engage in other concerted activities for the purpose of collective bargaining or other mutual aid or protection, and to refrain from any or all of these activities.
- (b) The Contractor shall meet with the Contracting Officer or designee(s) for the purpose of reviewing the Contractor's bargaining objectives prior to negotiations of any collective bargaining agreement or revision there to and shall consult with and obtain the approval of the Contracting Officer regarding appropriate economic bargaining parameters, including those for pension and medical benefit costs, prior to the Contractor entering into the collective bargaining process. During the collective bargaining process, the Contractor shall notify the Contracting Officer before submitting or agreeing to any collective bargaining proposal which can be calculated to affect allowable costs under this Contract or which could involve other items of special interest to the Government. During the collective bargaining process, the Contractor shall obtain the approval of the Contracting Officer before proposing or agreeing to changes in any pension or other benefit plans.
- (c) The Contractor will seek to maintain harmonious bargaining relationships that reflect a judicious expenditure of public funds, equitable resolution of disputes and effective and efficient bargaining relationships consistent with the requirements of FAR Subpart 22.1 and DEAR Subpart 970.2201 and all applicable Federal and state labor relations laws.
- (d) The Contractor will notify the Contracting Officer or designee in a timely fashion of all labor relations issues and matters of local interest including organizing initiatives, unfair labor practice, work stoppages, picketing, labor arbitrations, and settlement agreements and will furnish such additional information as may be required by the Contracting Officer.

H.7 COLLECTIVE BARGAINING AGREEMENTS

The Contractor shall use its best efforts to ensure that collective bargaining agreements negotiated under this Contract contain provisions designed to assure continuity of services. All such agreements entered into during the Contract period of performance should provide that grievances and disputes involving the interpretation or application of the agreement will be settled without resorting to strike, lockout, or other interruption of normal operations. For this purpose, each collective bargaining agreement should provide an effective grievance procedure with arbitration as its final step, unless the parties mutually agree upon some other method of assuring continuity of operations. As part of such agreements, management and labor should agree to cooperate fully with the Federal Mediation and Conciliation Service. The Contractor shall include the substance of this Clause in any subcontracts for protective services or other services performed on the U.S. Department of Energy (DOE)-owned site which will affect the continuity of operation of the facility.

H.8 INCUMBENT EMPLOYEES, BENEFIT PLANS, AND APPROVAL FOR SUBCONTRACTORS TO PARTICIPATE IN THE PLANS

- (a) DOE and the Contractor shall agree to those subcontractors that will be subject to the requirements to provide pension and other benefits for Incumbent Employees as defined in paragraph (b)(2) of the Section H Clause entitled, *Employee Compensation: Pay and Benefits*. The Contractor shall submit its proposed agreement to DOE no later than thirty days prior to the close of the Transition Period, as defined in the Section F Clause entitled, *Period of Performance*.
- (b) The Contractor shall flow down to all subcontractors that are subject to the agreement in paragraph (a) of this Clause the requirements of paragraphs (g)(3) and (4), (i), (j), (k), and (l) of the Section H Clause entitled, *Employee Compensation: Pay and Benefits*, and paragraphs (a) and (b) of the Section H clause entitled, *Post-Contract Responsibilities for Pension and Other Benefit Plans*.
- (c) For the purpose of determining allowability of costs, the Contractor shall not take any action that would result in the change of status of an Incumbent Employee with respect to Plans identified in paragraphs (a) and (b) of the Section H Clause entitled, *Employee Compensation: Pay and Benefits*, without the prior written approval of the Contracting Officer.
- (d) Subject to other subcontract review and approval requirements in this Contract, this Clause does not limit the Contractor's ability to utilize subcontractors as necessary to perform Contract requirements.

H.9 DETERMINATION OF APPROPRIATE LABOR STANDARDS

- (a) The U.S. Department of Energy (DOE) will determine the appropriate labor standards that apply to work activities in accordance with the *Davis-Bacon Act* or other applicable labor law. When requested by DOE, the Contractor shall provide the Contracting Officer the information in the form and timeframe required by DOE, as may be necessary for DOE to render a determination on Contracts in excess of \$2,000 for construction, alteration, or repair, including painting and decorating, of public buildings and public works that involve the employment of laborers and mechanics.
- (b) Once a determination is made, the Contractor is responsible for compliance with the determination and incorporation of applicable labor standard requirements into subcontracts.

H.10 IMPLEMENTATION OF THE HANFORD SITE STABILIZATION AGREEMENT

- (a) The Hanford Site Stabilization Agreement (HSSA) for all construction work for the U. S. Department of Energy (DOE) at the Hanford Site, which is referenced in this Clause, consists of a Basic Agreement dated September 10, 1984, plus Appendix A, both of which may be periodically amended. The HSSA is hereby incorporated into this Contract by reference. The Contractor is responsible for obtaining the most current text from DOE.
- (b) This Clause applies to employees performing work under Contracts (or subcontracts) administered by DOE which are subject to the *Davis-Bacon Act*, in the classifications set forth in the HSSA for work performed at the Hanford Site.

- (c) Contractors and sub-contractors at all tiers who are parties to an agreement(s) for construction work with a Local Union having jurisdiction over DOE construction work performed at the Hanford Site, or who are parties to a national labor agreement for such construction work, shall become signatory to the HSSA and shall abide by all of its provisions, including its Appendix A. Sub-contractors at all tiers who have subcontracts with a signatory Contractor or sub-contractor shall become signatory to the HSSA and shall abide by all of its provisions, including its Appendix A.
- (d) Contractors and sub-contractors at all tiers who are not signatory to the HSSA and who are not required under paragraph (c) above to become signatory to the HSSA, shall pay not less and no more than the wages, fringe benefits, and other employee compensation set forth in Appendix A thereto and shall adhere, except as otherwise directed by the Contracting Officer, to the following provisions of the Agreement:
 - (1) Article VII Employment (Section 2 only);
 - (2) Article XII Non-Signatory Contractor Requirements;
 - (3) Article XIII Hours of Work, Shifts, and Overtime;
 - (4) Article XIV Holidays;
 - (5) Article XV Wage Scales and Fringe Benefits (Sections 1 and 2 only);
 - (6) Article XVII Payment of Wages-Checking In and Out (Section 3 only);
 - (7) Article XX General Working Conditions; and
 - (8) Article XXI Safety and Health.
- (e) The Contractor agrees to make no contributions in connection with this Contract to Industry Promotion Funds, or similar funds, except with the prior approval of the Contracting Officer.
- (f) The obligation of the Contractor and its sub-contractors to pay fringe benefits shall be discharged by making payments required by this Contract in accordance with the provisions of the amendments to the *Davis-Bacon Act* contained in the Act of July 2, 1964 (Public Law 88-349-78 Statutes 238-239), and U.S. Department of Labor regulations in implementation thereof (Code of Federal Regulations Title 29 Parts 1 and 5).
- (g) The Contracting Officer may direct the Contractor to pay amounts for wages, fringe benefits, and other employee compensation if the HSSA, including its Appendix A, is modified by the involved parties.
- (h) In the event of failure to comply with paragraphs (c) (d) (e) (f) and (g), or failure to perform any of the obligations imposed upon the Contractor and its sub-contractors hereunder, the Contracting Officer may withhold any payments due to the Contractor and may terminate the Contract for default.
- (i) The rights and remedies of the Government provided in this Clause shall not be exclusive and are in addition to any other rights and remedies of the Government provided by law or under this Contract.

- (j) The requirements of this Clause are in addition to, and shall not relieve the Contractor of, any obligation imposed by other Clauses of this Contract, including Section I Clauses entitled, FAR 52.222-4, *Contract Work Hours and Safety Standards Act—Overtime Compensation*, FAR 52.222-6, *Davis-Bacon Act*, FAR 52.222-7, *Withholding of Funds*, FAR 52.222-8, *Payrolls and Basic Records*, FAR 52.222-10, *Compliance with Copeland Act Requirements*, and FAR 52.222-12, *Contract Termination – Debarment*.
- (k) The Contractor agrees to maintain its bid or proposal records showing rates and amounts used for computing wages and other compensation, and its payroll and personnel records during the course of work subject to this Clause, and to preserve such records for a period of three (3) years thereafter, for all employees performing such work. Such records will contain the name and address of each such employee, his/her correct classification, rate of pay, daily and weekly number of hours worked, and dates and hours of the day within which work was performed, deductions made, and amounts for wages and other compensation covered by paragraphs (c) (d) (e) (f) and (g) hereof. The Contractor agrees to make these records available for inspection by the Contracting Officer and will permit him/her to interview employees during working hours on the job.
- (l) The Contractor agrees to insert the provisions of this Clause including this paragraph (k) in all subcontracts for the performance of work subject to the *Davis-Bacon Act*.

A copy of the *Hanford Site Stabilization Agreement* is located at:

<http://www.hanford.gov>

The U.S. Department of Labor wage determinations for the *Davis-Bacon Act* and *Service Contract Act* are located at:

<http://www.wdol.gov>

H.11 WORKFORCE RESTRUCTURING

Notwithstanding any other provision in this Contract, when the Contractor determines that a reduction of force is necessary, the Contractor shall notify the Contracting Officer in writing and seek U.S. Department of Energy (DOE) approval. The Contractor shall take no further action until receiving approval and direction by the Contracting Officer. The Contractor shall provide information as directed by the Contracting Officer related to workforce restructuring activities and to enable compliance with Section 3161 of the *National Defense Authorization Act for Fiscal Year 1993* and any other DOE guidance pertaining to employees who may be eligible for provisions of the Act. The Contractor shall comply with the *Hanford Site Workforce Restructuring Plan*, as amended, and shall supply workforce restructuring related information and reports as needed by DOE. The Contractor shall extend displaced employee hiring preference in accordance with the Section I Clause entitled, *DEAR 952.226-74, Displaced Employee Hiring Preference*.

H.12 WORKERS' COMPENSATION

The Hanford Workers' Compensation Program is an administrative function that provides for the support of the Hanford Site Workers' Compensation Program under U.S. Department of Energy (DOE) State of Washington Self-Insurance. Pursuant to State of Washington Revised Code (RCW) Title 51, DOE is a group self-insurer for purposes of workers' compensation coverage. Notwithstanding any other provision in this Contract, the coverage afforded by the workers' compensation statutes shall, for performance of work under this Contract at the Hanford Site, be subject to the following:

- (a) Under the terms of a Memorandum of Understanding with the Washington State Department of Labor and Industries (L&I), DOE has agreed to perform all functions required by self-insurers in the State of Washington.
- (b) The Contractor shall take such action, and only such action, as DOE requests in connection with any accident reports, including assistance in the investigation and disposition of any claims thereunder and, subject to the direction and control of DOE, the conduct of litigation in the Contractor's own name in connection therewith.
- (c) Under RCW Title 51.32.073, DOE is the self-insurer and is responsible for making quarterly payments to the L&I. In support of this arrangement, the Contractor shall be responsible for withholding appropriate employee contributions and forwarding these contributions on a timely basis, plus the employer-matching amount to DOE.
- (d) The workers' compensation program shall operate in partnership with Contractor employee benefits, risk management, and environmental, safety, and health management programs. The Contractor shall cooperate with DOE for the management and administration of the DOE-RL self-insurance program.
- (e) The Contractor shall be responsible for all predecessor Contractor claims that fall under DOE's self-insurance. The Contractor shall maintain and retain all claim data for information and reporting needs.
- (f) The Contractor shall certify as to the accuracy of the payroll record used by DOE in establishing the self-insurance claims reserves and cooperate with any state audit.
- (g) The Contractor shall provide statutory workers' compensation coverage for staff members performing work under this Contract outside of the State of Washington and not otherwise covered by the State of Washington workers' compensation laws.
- (h) Time-loss compensation shall be paid to injured workers in accordance with the RCW § 51.08.178 and other applicable requirements. Compensation paid to workers in excess of the amounts required by statute are unallowable costs under this contract.
- (i) Upon request, the Contractor shall submit to DOE, or other party as designated by DOE, payroll records as required by Washington State Workers' Compensation laws.
- (j) Upon request, the Contractor shall submit to DOE, or other party as designated by DOE, the accident reports required by RCW Title 51, Section 51.28.010, or any other documentation requested by DOE pursuant to the Washington State Workers' Compensation laws.

- (k) Upon request, the Contractor shall submit to the Contracting Officer an evaluation and analysis of workers' compensation cost as a percent of payroll compared with the percentage of payroll cost reported by a nationally recognized Cost of Risk Survey that has been pre-approved by DOE.
- (l) The Contractor shall ensure all employees receive training and have a clear understanding of the workers' compensation process.
- (m) The Contractor shall develop and maintain a web site with Workers Compensation information and ensure that the web site is made available to employees within 45 days of the close of Transition.
- (n) The Contractor shall provide additional training to claimants on the workers' compensation process when a claim is filed. This training shall include but is not limited to information regarding company contacts, approvals needed for appointments, time off, documentation requirements, etc.
- (o) The Contractor shall submit ad hoc reports and other information as required by DOE.
- (p) The Contractor shall provide briefings to DOE as requested.
- (q) For purposes of workers' compensation, all entities included in the Contractor team arrangement, as defined below, shall be covered by DOE's self-insurance certification under Washington State Department of Labor and Industries for workers' compensation:
 - (1) Contractor team arrangement means an arrangement in which –
 - (i) Two or more companies form a partnership or joint venture to act as a potential prime Contractor; or
 - (ii) A potential prime Contractor agrees with one or more other companies to have them act as its sub-contractors under a specified Government contract or acquisition program.
 - (2) Any changes to the Contractor team arrangement for purposes of workers' compensation coverage shall be subject to the prior approval of the Contracting Officer.
- (r) Sub-contractors not meeting the Contractor teaming arrangement definition performing work under this Contract on behalf of the Contractor are not covered by the provision of the Memorandum of Understanding referenced above.
- (s) The Contractor shall flow-down to its sub-contractors the requirements to provide statutory workers compensation coverage for the sub-contractors' employees. The Contractor shall have no responsibility for sub-contractor workers' compensation when it includes this requirement in the sub-contract(s).

**H.13 ENERGY EMPLOYEES OCCUPATIONAL ILLNESS COMPENSATION PROGRAM
ACT (EEOICPA)**

The Contractor shall provide support of the EEOICPA established under Title XXXVI of the *National Defense Authorization Act of 2001* (Public Law 106-398). The Contractor shall provide records in accordance with the Section I Clause entitled, *DEAR 970.5204-3, Access to and Ownership of Records* in support of EEOICPA claims and the claim process under the EEOICPA.

The Contractor shall:

- (a) Verify employment and provide other records which contain pertinent information for compensation under the EEOICPA. The Contractor shall provide this support for itself and any named sub-contractors' employees.
- (b) Provide reports as directed by the U.S. Department of Energy (DOE), such as costs associated with EEOICPA.
- (c) Provide an EEOICPA point-of-contact; this employee shall attend meetings, as requested by the U.S. Department of Energy, Office of River Protection (DOE-ORP).
- (d) Locate, retrieve and provide a minimum of two (2) copies of any personnel and other program records as requested.
- (e) Perform records research needed to complete the Department of Labor (DOL) claims or to locate records needed to complete the claims.
- (f) Perform/coordinate records declassification activities required for the processing of claims forms.
- (g) Keep *Federal Compensation Program Act* (FCPA) information current on EEOICPA claims activities.
- (h) Ensure costs information is input to the FCPA electronic reporting system by the 10th of each month.
- (i) Ensure all EEOICPA claims received are completed and returned to DOE-RL within 45 calendar days of the date entered in the FCPA electronic reporting system.

The FCPA electronic reporting system will be provided to the Contractor.

H.14 ADVANCE UNDERSTANDING ON COSTS

The U.S. Department of Energy (DOE) and the Contractor will, within 60 days after Contract award, reach advance understandings regarding certain costs under this Contract. Such advance understandings enable both DOE and the Contractor to determine the allocability, allowability, and reasonableness of such costs prior to their incurrence, thereby avoiding subsequent disallowances and disputes, and facilitating prudent expenditure of public funds. It is expected that costs covered by such advance understandings will include employee travel and relocation, and employee compensation and benefits. Generally, DOE expects the incurrence of costs to be consistent with the Contractor's corporate-wide policies consistently and uniformly applied throughout its domestic operations subject to the specific limitations, conditions, and exclusions of FAR Subpart 31.2, *Contracts with Commercial Organizations*, as supplemented by DEAR 931.2, *Contracts with Commercial Organizations*. Advance understandings will be appended to the Contract in the Section J Attachment entitled, *Advance Understanding of Costs*.

H.15 KEY PERSONNEL

(a) Introduction.

Key Personnel are considered essential to the success of all work being performed under this Contract. This Clause provides specific requirements for the Key Personnel Team, requirements for changes to Key Personnel, reductions in Contract fee for changes to Key Personnel, and identification of all Key Personnel for this Contract.

(b) Key Personnel Team Requirements.

All Key Persons under this Contract are collectively referred to as the Key Personnel Team. The Offeror's Key Personnel Team shall consist of, at a minimum, the position of Project Manager, the position(s) associated with management of the major work areas contained in Section C, *Statement of Work* and any other persons included in paragraph (f) below. The Key Person(s) associated with the major work areas shall be in a direct-reporting relationship to the Project Manager. The Contracting Officer and designated Contracting Officer Representative(s) shall have direct access to the Key Personnel. In addition to the definition contained in the Section I Clause entitled, *DEAR 952.231-71, Insurance, Litigation and Claims*, Key Person(s) are considered managerial personnel.

(c) Definitions

- (1) For the purposes of this Clause, *Changes to Key Personnel* is defined as: (i) any change to the position assignment of a current Key Person under the Contract, except for a person who acts for short periods of time, in the place of a Key Person during his or her absence, the total time of which shall not exceed 30 working days during any given year; (ii) utilizing the services of a new substitute Key Person for assignment to the Contract; or (iii) assigning a current Key Person for work outside the Contract.
- (2) For the purposes of this Clause, *Beyond the Contractor's Control* is defined as an event for which the Contractor lacked legal authority or ability to prevent *Changes to Key Personnel*.

(d) Requirements for Changes to Key Personnel

- (1) The Contractor shall notify the Contracting Officer and request approval in writing at least 60 days in advance of any changes to Key Personnel.
- (2) The Contractor shall not make a change in Key Personnel without prior written approval of the Contracting Officer.
- (3) No Key Person position shall remain vacant for a period more than 30 days following Contracting Officer approval of a change in Key Personnel.
- (4) Approval of changes to Key Personnel is at the unilateral discretion of the Contracting Officer.

(e) Contract Fee Reductions for Changes to Key Personnel

- (1) Notwithstanding approval by the Contracting Officer, any time the Project Manager (the initial Project Manager or any substitution approved by the Contracting Officer) is changed for any reason within two (2) years of being placed in the position, *Available Fee* described in Section B, *Supplies or Services and Prices/Costs*, will be permanently reduced by \$500,000 for each and every occurrence of a change to the Project Manager. A change to the Project Manager beyond the Contractor's control shall not result in a permanent reduction of fee under this paragraph.
- (2) Notwithstanding approval by the Contracting Officer, any time a Key Person other than the Project Manager (any initial Key Person or any substitution approved by the Contracting Officer) is changed for any reason within two (2) years of being placed in the position, *Available Fee* described in Section B, *Supplies or Services and Prices/Costs*, will be permanently reduced by \$100,000 for each and every occurrence of a change to the Key Person. A change to a Key Person other than the Project Manager beyond the Contractor's control shall not result in a permanent reduction of fee under this subsection.
- (3) The Contractor may request in writing that the Contracting Officer consider waiving all or part of a reduction in Contract fee. Such written request shall include the factual basis for the request. The Contracting Officer shall have unilateral discretion to make the determination to waive or not waive all or part of a reduction in Contract fee.

- (f) Key Personnel for this Contract. The list of Key Personnel for this Contract will be amended during the course of the Contract to add or delete Key Personnel as approved by the Contracting Officer. The following is the current list of Key Personnel for this Contract:

<u>Name</u>	<u>Position</u>
William Johnson	TOC Project Manager
Dr. Fred Beranek	Manager, ESH&Q
Neil Brosee	Work Area Project Manager, Base Operations
Kim Hauer	Work Area Project Manager, SST Retrieval & Closure
Dr. Chris Burrows	Work Area Project Manager, WTP Support
Bradley Bowan	Work Area Project Manager, Supplemental Treatment
Thomas Logan	Work Area Project Manager, Early LAW
Dominic Sansotta	Manager, Workforce Resources
Kenneth Rueter	Manager, Project Integration

H.16 RADIOLOGICAL SITE SERVICES AND RECORDS, AND OCCUPATIONAL MEDICINE SERVICES AND RECORDS

- (a) The Contractor shall obtain Radiological Site Services (RSS) and occupational medicine services for all Contractor and subcontractor employees performing hazardous work that may expose workers to chemical, physical (including radiological), biological, and/or similar hazards. The Contractor shall identify required RSS and occupational medicine services as required by Section C, *Statement of Work, Government-Furnished Services and Information (GFS/I)*.
- (b) RSS are obtained as specified in Contract Section J Attachment entitled, *Hanford Site Services and Interface Requirements Matrix*. RSS includes: external dosimetry; internal dosimetry services; radiological instrumentation program and radiological records services. The Section I Clauses entitled, *DEAR 952.223-75 Preservation of Individual Occupational Radiation Exposure Records* and *DEAR 970.5204-3, Access to and Ownership of Records* are implemented as follows with respect to radiological records: All radiological exposure records generated during the performance of Hanford-related activities will be maintained by the designated provider of this service listed in the Section J Attachment entitled, *Hanford Site Services and Interface Requirements Matrix* and are the property of the U.S. Department of Energy (DOE).
- (c) Occupational medicine services are provided under this Contract by the Hanford Site occupational medicine services contractor as specified in Contract Section J Attachment entitled, *Hanford Site Services and Interface Requirements Matrix*. The Section I Clause entitled, *DEAR 970.5204-3, Access to and Ownership of Records* is implemented as follows with respect to occupational medicine records: All occupational medicine

records generated during the performance of Hanford-related activities will be maintained by the Hanford Site occupational medicine services provider and are the property of DOE.

H.17 STOP-WORK AND SHUTDOWN AUTHORIZATION

- (a) Imminent Health and Safety Hazard is a given condition or situation which, if not immediately corrected, could result in a serious injury or death, including exposure to radiation and toxic/hazardous chemicals. Imminent Danger in relation to the facility safety envelope is a condition, situation, or proposed activity which, if not terminated, could cause, prevent mitigation of, or seriously increase the risk of (1) nuclear criticality, (2) radiation exposure, (3) fire/explosion, and/or (4) toxic hazardous chemical exposure.
- (b) Stop-Work. In the event of an imminent health and safety hazard, identified by facility line management or operators or facility health and safety personnel overseeing facility operations, or other individuals, the individual or group identifying the imminent hazard situation shall immediately take actions to eliminate or mitigate the hazard (i.e., by directing the operator/implementer of the activity or process causing the imminent hazard to stop work, or by initiating emergency response actions or other actions) to protect the health and safety of the workers and the public, and to protect U.S. Department of Energy (DOE) facilities and the environment. In the event an imminent health and safety hazard is identified, the individual or group identifying the hazard should coordinate with an appropriate Contractor official, who will direct the shutdown or other actions, as required. Such mitigating action should subsequently be coordinated with the DOE and Contractor management. The suspension or stop-work order should be promptly confirmed in writing from the Contracting Officer.
- (c) Shutdown. In the event of an imminent danger in relation to the facility safety envelope or a non-imminent health and safety hazard identified by facility line managers, facility operators, health and safety personnel overseeing facility operations, or by independent oversight organizations, the individual or group identifying the potential health and safety hazard may recommend facility shutdown in addition to any immediate actions needed to mitigate the situation. However, the recommendation must be coordinated with Contractor management, and the DOE Office of River Protection (DOE-ORP) Manager. Any written direction to suspend operations shall be issued by the Contracting Officer, pursuant to the Section F Clause entitled, *FAR 52.242-15, Stop Work Order*.
- (d) Facility Representatives. DOE personnel designated as Facility Representatives provide the technical/safety oversight of operations. The Facility Representative has the authority to "stop work," which applies to the shutdown of an entire plant, activity, or job. This stop-work authority will be used for an operation of a facility which is performing work the Facility Representative believes:
- (1) Poses an imminent danger to health and safety of workers or the public if allowed to continue;
 - (2) Could adversely affect the safe operation of, or could cause serious damage to the facility if allowed to continue; or
 - (3) Could result in the release of radiological or chemical hazards to the environment in excess of regulatory limits.

(e) The Contractor shall comply with the Hanford Site "Stop Work" Policy.

H.18 ALLOCATION OF RESPONSIBILITY AND LIABILITY FOR CONTRACTOR AND U.S. DEPARTMENT OF ENERGY (DOE) ENVIRONMENTAL COMPLIANCE ACTIVITIES

(a) In this Clause:

(1) "Environmental requirements" means requirements imposed by applicable Federal, state, and local environmental laws and regulations, including, without limitation, statutes, ordinances, regulations, court orders, consent decrees, administrative orders, or compliance agreements including the *Hanford Federal Facility Agreement and Consent Order*, consent orders, permits, and licenses; and

(2) "Party" means either the Contractor or DOE.

(b) Responsibility and liability for fines or penalties arising from or related to violations of environmental requirements shall be borne by the party causing the violation regardless of which party:

(1) The cognizant regulatory authority fines or penalizes;

(2) Signs permit applications (including situations where DOE signs defective or non-conforming permit applications or other environmental submittals prepared by or under the direction of the Contractor), manifests, reports, or other required documents;

(3) Is a permittee; or

(4) Is the named subject of an enforcement action or assessment of a fine or penalty.

(c) Consequently, if the Contractor causes a violation:

(1) All fines and penalties arising from or related to violations of environmental requirements are unallowable costs. If DOE pays a fine or penalty for a violation that the Contractor caused, the amount of the fine or penalty shall be due from the Contractor, and DOE may immediately offset that amount against payments to which the Contractor is otherwise entitled for allowable costs and fee, or any other funds otherwise owed by the Government to the Contractor; and

(2) In accordance with subsection (e) of the Section I Clause entitled, *DEAR 952.231-71, Insurance-Litigation and Claims*, costs of challenging or defending actions brought against the Contractor for violations of environmental requirements are specifically disallowed. However, if the Contracting Officer provides prior written authorization to challenge or defend against the action, the Contractor shall proceed in accordance with *DEAR 952.231-71, Insurance-Litigation and Claims*. If the Contractor proceeds with the action without the prior written authorization of the Contracting Officer, the costs of the challenge or defense may be allowable if there is no settlement, conviction, or finding of liability.

H.19 ENVIRONMENTAL RESPONSIBILITY

- (a) General. The Contractor is required to comply with all environmental laws, regulations, and procedures applicable to the work being performed under this Contract. This includes, but is not limited to, compliance with applicable Federal, State and local laws and regulations, interagency agreements such as the *Hanford Federal Facility Agreement and Consent Decree* [also known as the Tri-Party Agreement (TPA)], consent orders, consent decrees, and settlement agreements between the U. S. Department of Energy (DOE) and Federal and state regulatory agencies. For the purposes of this Contract, the TPA constitutes a requirement pursuant to which the Contractor agrees to plan and perform the Contract work.
- (b) Environmental Permits. This Clause addresses three permit scenarios, where the Contractor is the sole permittee; where the Contractor and DOE are joint permittees; and where multiple Contractors are permittees.
- (1) Contractor as Sole Permittee. To the extent permitted by law and subject to other applicable provisions of the Contract that impose responsibilities on DOE, and provisions of law that impose responsibilities on DOE or third parties, the Contractor shall be responsible for obtaining in its own name, shall sign, and shall be solely responsible for compliance with all permits, authorizations and approvals from Federal, State, and local regulatory agencies which are necessary for the performance of the work required of the Contractor under this Contract. Under this permit scenario, that Contractor shall make no commitments or set precedents that are detrimental to DOE or other contractors. The Contractor shall coordinate its permitting activities with DOE, and with other Hanford Site contractors which may be affected by the permit or precedent established therein, prior to taking the permit action.
- (2) DOE as Permittee, or Contractor and DOE as Joint Permittees. Where appropriate, required by law, or required by applicable regulatory agencies, DOE will sign permits as permittee, or as owner or as owner/operator with the Contractor as operator or co-operator, respectively. DOE will co-sign hazardous waste permit applications as owner/operator where required by applicable law. In this scenario, the Contractor shall coordinate its actions with DOE. DOE is responsible for timely notification to the Contractor of any issues or changes in the regulatory environment that impact or may impact Contractor implementation of any permit requirement. The Contractor shall be responsible for timely notification to DOE of any issues or changes in the regulatory environment that impact or may impact Contractor implementation of any permit requirement. Notification need not be in writing.
- (3) Multiple Contractors as Permittees. Where appropriate, in situations where multiple contractors are operators or co-operators of operations requiring environmental permits, DOE will sign such permits as owner or co-operator and affected contractors shall sign as operators, or co-operators. In this scenario, the Contractor shall coordinate as appropriate with DOE and other contractors affected by the permit.
- (c) Permit Applications. The Contractor shall provide to DOE for review and comment in draft form any permit applications and other regulatory materials necessary to be submitted to regulatory agencies for the purposes of obtaining a permit. In the event that the permit

application is required to be co-signed, submitted by DOE, or is related to a permit in which DOE is a permittee, the Contractor shall provide the application for review and comment. Whenever reasonably possible all such materials shall be provided to DOE initially not later than 90 days prior to the date they are to be submitted to the regulatory agency. The Contractor shall normally provide final regulatory documents to DOE at least 30 days prior to the date of submittal to the regulatory agencies for DOE's final review and signature or concurrence which shall be performed by DOE in a prompt manner. Special circumstances may require permits to be submitted in a shorter time frame. The Contractor may submit for DOE's consideration, requests for alternate review, comment, or signature, schedules for environmental permit applications or other regulatory materials covered by this Clause. Any such requests shall be submitted 30 days before such material would ordinarily be required to be provided to DOE. Any such schedule revision shall be effective only upon approval from the Contracting Officer.

- (d) Financial Responsibility. DOE agrees that if bonds, insurance, or administrative fees are required as a condition for permits obtained by the Contractor under this Contract, such costs shall be allowable. In the event such costs are determined by DOE to be excessive or unreasonable, DOE will provide the regulatory agency with an acceptable form of financial responsibility. Under no circumstances shall the Contractor or its parent be required to provide any corporate resources or corporate guarantees to satisfy such regulatory requirements.

- (e) Copies, Technical Information. The Contractor shall provide DOE copies of all environmental permits, authorizations, and regulatory approvals issued to the Contractor by the regulatory agencies. DOE will, upon request, make available to the Contractor access to copies of all environmental permits, authorizations, and approvals issued by the regulatory agencies to DOE that the Contractor may need to comply with applicable law. The Contractor and DOE will provide to each other copies of all documentation, such as, letters, reports, or other such materials transmitted either to or from regulatory agencies relating to the Contract work. The Contractor and DOE shall maintain all necessary technical information required to support applications for revision of DOE or other Hanford Site Contractor environmental permits when such applications or revisions are related to the Contractor's operations. Upon request, the Contractor or DOE shall provide to the other access to all necessary and available technical information required to support applications for or revisions to permits or permit applications. The Contractor shall provide to DOE a certification statement relating to such technical information in the form required by the following paragraph.

- (f) Certifications. The Contractor shall provide a written certification statement attesting that information DOE is requested to sign was prepared in accordance with applicable requirements. The Contractor shall include the following certification statement in the submittal of such materials to DOE:

I certify under penalty of law that this document and all attachments were prepared under my direction or supervision in accordance with a system designed to assure that qualified personnel properly gather and evaluate the information submitted. Based on my inquiry of the person or persons who manage the system, or those persons directly responsible for gathering the information, the information is, to the best of my knowledge and belief, true, accurate, and complete. I am aware that there are significant penalties for submitting false information, including the possibility of fine and imprisonment for knowing violations.

The certification statement shall be signed by the individual authorized to sign such certification statements submitted to Federal or state regulatory agencies under the applicable regulatory program.

- (g) Fines, Penalties, Allowable Costs. The Contractor shall accept, in its own name, service of proposed notices, or notices of, correction, penalty, fine, violation, administrative orders, citation, or notice of alleged violations, (e.g., Notice of Correction [NOC], Notice of Penalty [NOP], Notice of Fine [NOF], Preliminary Notice of Violation [PNOV], Notice of Violation [NOV], and Notice of Alleged Violation [NOAV]) and any similar type notices issued by Federal or State regulators to the Contractor resulting from or relating to Contractor's performance of work under this Contract, without regard to liability. The Contractor shall immediately notify DOE of such receipt and shall provide copies or originals of such documents as soon as possible thereafter.
- (h) Negotiations. DOE may in its discretion choose to be in charge of, and direct, all negotiations with regulatory agencies regarding permits, fines, penalties, and any other proposed notice, notice, administrative order, and any similar type of notice as described in paragraph (g) above. As directed or required by DOE, the Contractor shall participate in negotiations with regulatory agencies; however, the Contractor shall not make any commitments or offers to regulators purporting to bind or binding the Government in any form or fashion, including monetary obligations, without receiving written authorization or concurrence from the Contracting Officer or his/her authorized representative prior to making such offers/commitments. Failure to obtain such advance written approval may result in otherwise allowable costs being declared unallowable and/or the Contractor being liable for any excess costs to the Government associated with or resulting from such offers/commitments.
- (i) Termination, Expiration, Permit Transfer. In the event of expiration or termination of this Contract, DOE may require the Contractor to take all necessary steps to transfer on an allowable cost basis some or all environmental permits held by the Contractor. DOE will assume responsibility for such permits, with the approval of the regulating agency, and the Contractor shall be relieved of all liability and responsibility to the extent that such liability and responsibility results from the acts or omissions of a successor Contractor, DOE, or their agents, representatives, or assigns. The Contractor shall remain liable for all unresolved costs, claims, demands, fines and penalties, including reasonable legal costs, arising prior to the date such permits are transferred to another party. The

Contractor shall not be liable for any such claims occurring after formal transfer unless said claims result from the Contractor's action or inaction that occurred prior to transfer.

- (j) Miscellaneous. The Contractor shall accept assignment or transfer of permits pertaining to matters under this Contract currently held by DOE and its existing Contractor. The Contractor may submit for DOE's consideration, requests for alternate review, comment, or signature schedules for environmental permit applications or other regulatory materials covered by this Clause. Any such schedule revision shall be effective only upon written approval from the Contracting Officer.

H.20 SELF-PERFORMED WORK

- (a) Unless otherwise approved in advance by the Contracting Officer, the percentage of work which may be self-performed by the large business(es) of the Contractor team arrangement (as described in *FAR 9.6, Contracting Team Arrangements*), shall be limited collectively to not more than 70 percent (%) of the *Total Contract Price*. This limitation does not apply to any small business member of the Contractor team arrangement. Unless otherwise approved in advance by the Contracting Officer, work to subcontractors outside of the Contractor team arrangement shall be performed through competitive procurements with an emphasis on fixed-price subcontracts.
- (b) At least 15% of the *Total Contract Price* shall be performed by small business. Small business members of the Contractor team arrangement, and subcontractors selected after Contract award, count toward fulfillment of this requirement and other small business goals in this Contract.
- (c) Reporting requirements to confirm compliance with these thresholds and limitations are described in Section C, *Statement of Work*.

H.21 EMERGENCY CLAUSE

- (a) The U.S. Department of Energy (DOE) Richland Operations Office (DOE-RL) Manager and/or the DOE Office of River Protection (DOE-ORP) Manager or designee shall have sole discretion to determine when an emergency situation exists at the Hanford Site. In the event that either the DOE-RL or DOE-ORP Manager or designee determines such an emergency exists, the applicable DOE Manager or designee will have the authority to direct any and all activities of the Contractor and subcontractors necessary to resolve the emergency situation. The applicable DOE Manager or designee may direct the activities of the Contractor and subcontractors throughout the duration of the emergency.
- (b) During declared security events, DOE-RL may assume direct command and control of the Hanford Patrol. The Chief of the Hanford Patrol shall report directly to the DOE-RL Director of Security and Emergency Services (SES) once DOE-RL has assumed command.
- (c) The Contractor shall include this Clause in all subcontracts at any tier for work performed at the Hanford Site.

H.22 FINANCIAL MANAGEMENT SYSTEM REQUIREMENTS

- (a) The Contractor shall operate and maintain a financial management system that:
- (1) Conforms with Generally Accepted Accounting Principles, Federal Financial Accounting Standards, Cost Accounting Standards, and U.S. Department of Energy (DOE) requirements;
 - (2) Provides accurate, reliable, and auditable financial and statistical data on a timely basis;
 - (3) Ensures accountability for all assets;
 - (4) Supports financial planning and budget formulation, validation, execution, and the recasting or changing of DOE funding or task codes such as budget and reporting classification (BRC) numbers, program task numbers, and local projects/tasks;
 - (5) Restricts the movement of funds between Project Baseline Summaries (PBSs) consistent with Congressional appropriation language;
 - (6) Notifies DOE as soon as possible when potential reprogramming actions are required (e.g., movement of funds between PBSs);
 - (7) Integrates and reports the financial information for subcontractors; and
 - (8) Provides all other necessary financial reports, which shall include accumulating and reporting indirect and support costs by function. The Contractor may be requested, periodically, to provide detail cost element information at the institutional level using standard definitions and applications.
- (b) The Contractor shall provide monthly electronic files data supporting payments cleared, financing arrangement draw downs, and cost accrual and accrual reversal records to the Contracting Officer. Within the electronic submission, the Contractor shall provide data elements required to:
- (1) Determine that all costs drawn down by the Contractor were necessary and reasonable per the terms and conditions of the Contract. This includes, but is not limited to: invoice number, billing period, work breakdown structure number, purchase order number and line item, quantity/hours, description of goods or services provided, cost type, cost categories, unit price, amount, and adders.
 - (2) Properly record all Contract costs and property in the DOE accounting system (Standard Accounting and Reporting System [STARS]). This includes, but is not limited to: reporting entity, financial plan, local organization, fund-code, control program number (i.e., budget and reporting numbers), program task number, PBS numbers, the fiscal year the funds were provided, the project/task number, object class, sub-object classes, other party identifiers, and budget reference numbers for plant and equipment line item number (if applicable).

Upon request, the Contractor shall also provide written documentation to support the electronic invoices to the Contracting Officer or his/her designee.

- (c) The Contractor shall submit a plan for Contracting Officer approval of any substantive change to the financial management system or subsystems at least 60 days in advance of implementation. This plan must identify the cost and schedule for changing from the existing financial systems, and provide a comparison of the capabilities of the new system(s) to the existing system(s). Any new system modifications are subject to review and audit.
- (d) The Contractor shall provide reports at DOE direction. Some examples of such reports are:
 - (1) Annual Estimated Property Valuation Report;
 - (2) Monthly Contract Funds Status Report;
 - (3) Monthly Depreciation Changes;
 - (4) Annual Erroneous Payment Report;
 - (5) Monthly Standard Accounting and Reporting System;
 - (6) Year-End Requirements and FY20XX Planning Requirements;
 - (7) Semi-Annual Travel Target Report; or
 - (8) Quarterly International Transactions Report.

H.23 PAYMENTS AND ADVANCES

- (a) Payment of Provisional and Incremental Fee. *Provisional and Incremental Fee* are payable following the Government's determination of *Available Fee* in accordance with the Section B Clause entitled, *Fee Structure*. *Provisional Fee* and earned *Incremental Fee* shall be made by direct payment or withdrawn from funds advanced or available under this Contract, as determined by the Contracting Officer, in accordance with the Section B Clause entitled, *Fee Determination and Payment*. The Contracting Officer may offset against any such fee payment the amounts owed to the Government by the Contractor, including any amounts owed for disallowed costs under this Contract. No *Provisional or Incremental Fee* may be withdrawn against the payments cleared financing arrangement without the prior written approval of the Contracting Officer.
- (b) Payments on Account of Allowable Costs. The Contracting Officer and the Contractor shall agree as to the extent to which payment for allowable costs or payments for other items specifically approved in writing by the Contracting Officer (for example, negotiated fixed amounts) shall be made from advances of Government funds. When pension contributions are paid by the Contractor to the retirement fund less frequently than quarterly, accrued costs therefore shall be excluded from costs for payment purposes until such costs are paid. If pension contributions are paid on a quarterly or more frequent basis, accrual therefore may be included in costs for payment purposes, provided that they are paid to the fund within 30 days after the close of the period covered. If payments are not made to the fund within such 30-day period, pension contribution costs shall be excluded from cost for payment purposes until payment has been made.

- (c) Special Financial Institution Account Use. All advances of Government funds shall be withdrawn pursuant to a payments cleared financing arrangement prescribed by DOE in favor of the financial institution or, at the option of the Government, shall be made by direct payment or other payment mechanism to the contractor, and shall be deposited only in the special financial institution account referred to in the Special Financial Institution Account Agreement, which is incorporated into this Contract. No part of the funds in the Special Financial Institution Account shall be commingled with any funds of the Contractor or used for a purpose other than that of making payments for costs allowable and, if applicable, fees earned under this Contract, negotiated fixed amounts, or payments for other items specifically approved in writing by the Contracting Officer. If the Contracting Officer determines that the balance of such Special Financial Institution Account exceeds the Contractor's current needs, the Contractor shall promptly make such disposition of the excess as the Contracting Officer may direct.
- (d) Title to Funds Advanced. Title to the unexpended balance of any funds advanced and of any Special Financial Institution Account established pursuant to this Clause shall remain in the Government and be superior to any claim or lien of the financial institution of deposit or others. It is understood that an advance to the Contractor hereunder is not a loan to the Contractor, and will not require the payment of interest by the Contractor, and that the Contractor acquires no right, title or interest in or to such advance other than the right to make expenditures therefrom, as provided in this Clause.
- (e) Financial Settlement. The Government shall promptly pay to the Contractor the unpaid balance of allowable costs (or other items specifically approved in writing by the Contracting Officer) and fee upon termination of the work, expiration of the term of the Contract, or completion of the work and its acceptance by the Government after:
- (1) Compliance by the Contractor with DOE patent clearance requirements, and
 - (2) The furnishing by the Contractor of:
 - (i) An assignment of the Contractor's rights to any refunds, rebates, allowances, accounts receivable, collections accruing to the Contractor in connection with the work under this Contract, or other credits applicable to allowable costs under the Contract;
 - (ii) A closing financial statement;
 - (iii) The accounting for Government-owned property required by the Section I Clause entitled, *FAR 52.245-5, Government Property (Cost-Reimbursement, Time-and-Material, or Labor-Hour Contracts)*; and
 - (iv) A release discharging the Government, its officers, agents, and employees from all liabilities, obligations, and claims arising out of or under this contract subject only to the following exceptions:
 - (A) Specified claims in stated amounts or in estimated amounts where the amounts are not susceptible to exact statement by the Contractor;
 - (B) Claims, together with reasonable expenses incidental thereto, based upon liabilities of the Contractor to third parties arising out

of the performance of this Contract; provided that such claims are not known to the Contractor on the date of the execution of the release; and provided further that the Contractor gives notice of such claims in writing to the contracting officer promptly, but not more than one (1) year after the Contractor's right of action first accrues. In addition, the Contractor shall provide prompt notice to the Contracting Officer of all potential claims under this Clause, whether in litigation or not (see also Section I Clause entitled, *DEAR 952.231-71, Insurance – Litigation and Claims*);

- (C) Claims for reimbursement of costs (other than expenses of the Contractor by reason of any indemnification of the Government against patent liability), including reasonable expenses incidental thereto, incurred by the Contractor under the provisions of this contract relating to patents; and
 - (D) Claims recognizable under the Section I Clause entitled, *DEAR 952.250-70, Nuclear Hazards Indemnity Agreement*.
- (3) In arriving at the amount due the Contractor under this Clause, there shall be deducted,
- (i) Any claim which the Government may have against the Contractor in connection with this Contract, and
 - (ii) Deductions due under the terms of this Contract and not otherwise recovered by or credited to the Government. The unliquidated balance of the Special Financial Institution Account may be applied to the amount due and any balance shall be returned to the Government forthwith.
- (f) Claims. Claims for credit against funds advanced for payment shall be accompanied by such supporting documents and justification as the Contracting Officer shall prescribe.
- (g) Discounts. The Contractor shall take and afford the Government the advantage of all known and available cash and trade discounts, rebates, allowances, credits, salvage, and commissions unless the Contracting Officer finds that action is not in the best interest of the Government.
- (h) Collections. All collections accruing to the Contractor in connection with the work under this Contract, except for the Contractor's fee and royalties or other income accruing to the Contractor from technology transfer activities in accordance with this Contract, shall be Government property and shall be processed and accounted for in accordance with applicable requirements imposed by the Contracting Officer pursuant to Section I Clause entitled, *DEAR 970.5204-2, Laws, Regulations, and DOE Directives* and, to the extent consistent with those requirements, shall be deposited in the Special Financial Institution Account or otherwise made available for payment of allowable costs under this contract, unless otherwise directed by the Contracting Officer.
- (i) Direct Payment of Charges. The Government reserves the right, upon ten (10) days of written notice from the Contracting Officer to the Contractor, to pay directly to the persons concerned, all amounts due which otherwise would be allowable under this

Contract. Any payment so made shall discharge the Government of all liability to the Contractor.

- (j) Determining Allowable Costs. The Contracting Officer shall determine allowable costs in accordance with the Federal Acquisition Regulation Subpart 31.2 and the Department of Energy Acquisition Regulation Part 931, *Contract Cost Principles and Procedures* in effect on the date of this Contract and other provisions of this Contract.
- (k) Certification and Penalties. The Contractor shall prepare and submit a "Final Indirect Rate Proposal" in accordance with Section I Clause entitled, *FAR 52.216-7, Allowable Cost and Payment/DEAR 952.216-7, Allowable Cost and Payment; Alternate II*, for the total of net expenditures incurred for the period covered by the Cost Statement. It is anticipated that this will be an annual submission unless otherwise agreed to by the Contracting Officer. The Contractor shall certify the Cost Statement subject to the penalty provisions for unallowable costs as stated in sections 306(b) and (i) of the *Federal Property and Administrative Services Act of 1949 (41 U.S.C. 256)*, as amended.

H.24 ALTERNATIVE DISPUTE RESOLUTION (ADR)

- (a) The U. S. Department of Energy (DOE) and the Contractor both recognize that methods for fair and efficient resolution of significant disputes are essential to the successful and timely achievement of critical milestones and completion of all Contract requirements. Accordingly, the parties agree to jointly select a "standing neutral." The standing neutral will be available to help resolve disputes as they arise. Such standing neutral can be an individual, a board comprised of three independent experts, or a company with specific expertise in the Contract area. If a standing neutral cannot be agreed upon, the DOE Office of Dispute Resolution will make a selection. Specific joint ADR processes shall be developed.
- (b) The parties agree the following provision may be invoked for significant disputes upon mutual agreement of the DOE and the Contractor:
 - (1) DOE and the Contractor shall use their best efforts to informally resolve any dispute, claim, question, or disagreement by consulting and negotiating with each other in good faith, recognizing their mutual interests, and attempting to reach a just and equitable solution satisfactory to both parties. If any agreement cannot be reached through informal negotiations within 30 days after the start of negotiations, then such disagreement shall be referred to the standing neutral, pursuant to the jointly-developed ADR procedures.
 - (2) The standing neutral will not render a decision, but will assist the parties in reaching a mutually satisfactory agreement. In the event the parties are unable after 30 days to reach such an agreement, either party may request, and the standing neutral will render, a non-binding advisory opinion. Such opinion shall not be admissible in evidence in any subsequent proceedings.
 - (3) If one party to this Contract requests the use of the process set forth in Paragraphs b(1) and b(2) of this Clause and the other party disagrees, the party disagreeing must express its position in writing to the other party. On any such occasion, if the party requesting the above process wishes to file a claim under the Section I Clause entitled, *FAR 52.233-1 Disputes*, it must do so within 30 days of receipt of the written position from the other party.

H.25 LITIGATION SUPPORT

- (a) The Contractor shall maintain a legal function to support litigation, arbitration, environmental, procurement, employment, labor, and the *Price-Anderson Amendments Act* areas of law. The Contractor shall provide sound litigation management practices. Within 60 days of Contract award, the Contractor shall provide a *Litigation Management Plan* compliant with Code of Federal Regulations Title 10 Subpart 719, *Contractor Legal Management Requirements*.
- (b) As required by the Contracting Officer, the Contractor shall provide support to the Government on regulatory matters, third-party claims, and threatened or actual litigation. Support includes, but is not necessarily limited to: case preparation, document retrieval, review and reproduction, witness preparation, expert witness testimony, and assistance with discovery or other information requests responsive to any legal proceeding.

H.26 ASSIGNMENT AND ADMINISTRATION OF SUBCONTRACTS

- (a) Assignment of Subcontracts. The Government reserves the right to direct the Contractor to assign to the Government or another Contractor any subcontract awarded under this Contract, including lower-tier subcontracts. This Clause is required as a flow-down Clause in all subcontracts.
- (b) Assignment of DOE Prime Contracts. During the period of performance of this Contract it may become necessary for the U.S. Department of Energy (DOE) to transfer and assign (and Contractor agrees to accept) existing or future DOE prime contracts supporting site work to this Contract. The transfer of these prime contracts will be for administration purposes and in effect the transferred contracts will become subcontracts to this Contract. Any recommendations and/or suggestions on individual transfers shall be submitted in writing to the Contracting Officer prior to the transfer or assignment.
- (c) Administration of Subcontracts. The administration of all subcontracts entered into and/or managed by the Contractor, including responsibility for payment hereunder, shall remain with the Contractor unless assigned at the direction of the DOE.
- (d) Transfer of Subcontracts. The Contractor agrees to accept transfer of existing subcontracts as determined necessary by DOE for continuity of operations. The Contractor shall attempt to negotiate changes to the assigned subcontracts incorporating mandatory flow-down provisions at no cost. If the subcontractor refuses to accept the changes or requests price adjustments, the Contractor will notify the Contracting Officer in writing.

H.27 DISPOSITION OF INTELLECTUAL PROPERTY – FAILURE TO COMPLETE CONTRACT PERFORMANCE

The following provisions shall apply in the event the Contractor does not complete Contract performance for any reason:

- (a) Regarding technical data and other intellectual property, the U.S. Department of Energy (DOE) may take possession of all technical data, including limited rights data and data obtained from subcontractors, licensors, and licensees, necessary to complete the project, as well as the designs, operation manuals, flowcharts, software, information, etc., necessary for performance of the work, in conformance with the purpose of this Contract. Proprietary data will be protected in accordance with the limited rights data provisions of the Section I Clause entitled, *DEAR 970.5227-1, Rights in Data-Facilities*. The Contractor shall ensure that its subcontractors and licensors make similar rights available to DOE and its contractors.
- (b) The Contractor agrees to and does hereby grant to the Government an irrevocable, non-exclusive, paid-up license in and to any inventions or discoveries regardless of when conceived or actually reduced to practice by the Contractor, and any other intellectual property, including technical data, which are owned or controlled by the Contractor, at any time through completion of this Contract and which are incorporated or embodied in the construction of the facilities or which are utilized in the operation or remediation of the facilities or which cover articles, materials or products manufactured at a facility: (1) to practice or to have practiced by or for the Government at the facility; and (2) to transfer such license with the transfer of that facility. The acceptance or exercise by the Government of the aforesaid rights and license shall not prevent the Government at anytime from contesting the enforceability, validity or scope of, or title to, any rights or patents or other intellectual property herein licensed.
- (c) In addition, the Contractor will take all necessary steps to assign permits, authorizations, leases, and any licenses in any third party intellectual property for operations, remediation and closure of the facilities to DOE or such other third party as DOE may designate.

H.28 PRIVACY ACT SYSTEMS OF RECORDS

- (a) The Contractor shall design, develop, or adopt the following systems of records on individuals to accomplish an agency function pursuant to the Section I Clause entitled, *FAR 52.224-2, Privacy Act*.

<u>System No.</u>	<u>Title</u>
DOE-5	Personnel Records of Former Contractor Employees
DOE-11	Emergency Locator Records
DOE-13	Payroll & Locator Records
DOE-14	Report of Compensation
DOE-15	Payroll & Pay-Related Data for Employees of Terminated Contractors
DOE-23	Richland Property System
DOE-28	General Training Records
DOE-31	Firearms Qualifications Requirements
DOE-32	Government Motor Vehicle Operator Records
DOE-33	Personnel Medical Records
DOE-35	Personnel Radiation Exposure Records

DOE-40	Contractor Employees Insurance Claims
DOE-43	Personnel Security File
DOE-47	Security Investigations
DOE-51	Employee and Visitor Access Control Records
DOE-53	Access Authorization for ADP Equipment
DOE-58	General Correspondence Files

- (b) The above list shall be revised by mutual agreement between the Contractor and the Contracting Officer as necessary to keep it current. A formal modification to the Contract is not required to incorporate these revisions; but the revisions become effective upon mutual agreement of the parties. The mutually agreed upon revisions shall have the same effect as if actually listed above for the purpose of satisfying the listing requirement contained in paragraph (a)(1) of the Section I Clause entitled, *FAR 52.224-2, Privacy Act*. The revisions will be formally incorporated per the next annual Contract update modification, unless added sooner by the Contracting Officer.

H.29 RESPONSIBLE CORPORATE OFFICIAL

The Contractor has provided a Guarantee of performance from its parent company in the form set forth in Section J Attachment entitled, *Performance Guarantee Agreement*. If the Contractor is a joint venture, newly-formed Limited Liability Company (LLC), or other similar entity where more than one company is involved in a business relationship created for the purpose of this procurement, the parent companies of all the entities forming the new entity shall all provide Guarantees, which Guarantees shall provide for joint and severable liability for the performance of the Contractor. DOE may contact, as necessary, the single responsible corporate official identified below, who is at an organizational level above the Contractor and who is accountable for the performance of the Contractor.

Name: Thomas Zarges
Position: Sr. Executive Vice President, Operations
Company/Organization: Washington Group International
Address: 720 Park Blvd.
Boise, ID. 83712
Phone: (208) 580-3077
Facsimile: (208) 386-5379
Email: tom.zarges@wgint.com

The Contractor shall notify the Contracting Officer in writing within 30 days of any change to the Responsible Corporate Official.

H.30 MENTOR-PROTÉGÉ PROGRAM

- (a) Both the U.S. Department of Energy (DOE) and the Small Business Administration (SBA) have established Mentor-Protégé Programs to encourage Federal prime Contractors to assist small businesses, firms certified under Section 8(a) of the *Small Business Act* by the SBA, other small disadvantaged businesses, women-owned small businesses, historically black colleges and universities and minority Institutions, other minority institutions of higher learning, and small business concerns owned and controlled by service disabled veterans in enhancing it's business abilities. Within 90 days of Contract award and continuing throughout the Contract period of performance, the Contractor shall mentor at least one active Protégé company through the DOE and/or SBA Mentor-Protégé Programs. Mentor and Protégé firms will develop and submit "lessons learned" evaluations to DOE at the conclusion of the Contract.
- (b) DOE Mentor-Protégé Agreements shall be in accordance with DEAR Subpart 919.70, *The Department of Energy Mentor-Protégé Program*.
- (c) SBA Mentor-Protégé Agreements shall be in accordance with applicable SBA regulations.

H.31 LOBBYING RESTRICTION (ENERGY AND WATER ACT 2006)

The Contractor agrees that none of the funds obligated on this award shall be expended, directly or indirectly, to influence Congressional action on any legislation or appropriation matters pending before Congress, other than communication to Members of Congress as described in United States Code Title 18 Part 1913, *Lobbying with Appropriated Moneys*. This restriction is in addition to those prescribed elsewhere in statute and regulation.

H.32 COUNTERINTELLIGENCE (CI) SITE SPECIFIC REQUIREMENTS

Pursuant to Executive Order 12333, *United States Intelligence Activities*, and DOE procedures for intelligence activities, it is DOE policy to protect programs, resources, facilities, and personnel from intelligence collection by or on behalf of international terrorists, foreign powers, or entities and related threats through implementation of an effective, efficient Counterintelligence (CI) Program. DOE Order 475.1, *Counterintelligence Program*, reflects the current CI Program scope and requirements. These requirements are set forth locally in the Site CI Support Plan (SCSP). The local CI Program is managed and administered by the DOE Office of Intelligence and Counterintelligence, Directorate of Counterintelligence, Richland Regional Office (RLR-OCI) with the assistance of DOE organizations and contractors as identified in the SCSP. The Contractor agrees to fulfill the requirements of the SCSP.

H.33 SEPARATE CORPORATE ENTITY

The prime contractor under this Contract shall be a separate corporate entity established solely to perform Contract activities. The separate corporate entity may be a partnership or joint venture as described in FAR Subpart 9.601(1), *Contractor Team Arrangements, Definition*. Requirements for access to Key Personnel under this separate corporate entity are described in the Section H Clause entitled, *Key Personnel*.

H.34 PERFORMANCE GUARANTEE AGREEMENT

The Contractor or the Contractor's parent organization(s) has (have) provided a Performance *Guarantee Agreement* in a manner and form acceptable to the Contracting Officer assuring the performance, duties, and responsibilities of the Contractor, including repayment of unearned provisional fee, will be satisfactorily fulfilled. The *Performance Guarantee Agreement dated August 24, 2007 (WGI) and August 17, 2007 (EnergySolutions)* is incorporated herein by reference and included as Contract Section J Attachment, entitled, *Performance Guarantee Agreement*.

H.35 WITHDRAWAL OF WORK

- (a) The Government may, at its option and during the performance of this Contract unilaterally have any of the work contemplated by Section C, *Statement of Work*, of this Contract performed by either another Contractor or to have the work performed by Government employees.
- (b) Work may be withdrawn:
 - (1) In order for the Government to conduct pilot programs;
 - (2) If the Contractor's estimated cost of the work is considered unreasonable;
 - (3) For less than satisfactory performance by the Contractor; or
 - (4) For any other reason deemed by the Contracting Officer to be in the best interests of the Government.
- (c) If the withdrawn work has been authorized under the Performance Measurement Baseline for the current year, the work shall be terminated in accordance with the procedures in the Section I Clause entitled, *FAR 52.249-6, Termination (Cost-Reimbursement)*.
- (d) If any work is withdrawn by the Contracting Officer, the Contractor agrees to fully cooperate with the new performing entity and to provide whatever support is required.

H.36 USE OF DOE FACILITIES

The Contractor may conduct programs of local community assistance to mitigate adverse impacts of closure or reconfiguration of U.S. Department of Energy (DOE) facilities. Such programs may provide for the lease or transfer of DOE property at less than fair market value in accordance with the *Hall Amendment* (Public Law 103-160, Sections 3154 and 3155). The Contracting Officer must approve, in writing, prior to any lease or transfer of DOE property under this program. Any lease or transfer of property under this program must also be approved and executed (issued) by the DOE Realty or Personal Property Officer, as appropriate.

H.37 INFORMATION

- (a) Management of Information Resources. The Contractor shall design and implement Information Resources Management (IRM) capabilities as required to execute this Contract in accordance with the Office of Management and Budget (OMB) Circular A-130, *Management of Federal Information Resources*.
- (b) Release of Information.
The Contractor shall provide timely, accurate, and complete responses to information requested by DOE to comply with Freedom of Information Act and Privacy Act requirements.
- (c) Unclassified, Controlled, Nuclear Information (UCNI). Documents originated by the Contractor or furnished by the Government to the Contractor, in connection with this Contract, may contain Unclassified, Controlled, Nuclear Information as determined pursuant to Section 148 of the *Atomic Energy Act of 1954*, as amended. The Contractor shall be responsible for protecting such information from unauthorized dissemination in accordance with DOE regulations and directives and Section I Clauses entitled, *DEAR 952.204-2, Security Requirements* and *DEAR 952.204-70, Classification/Declassification*.
- (d) Confidentiality of Information. To the extent that the work under this Contract requires that the Contractor be given access to confidential or proprietary business, technical, or financial information belonging to the Government or other companies, the Contractor shall, after receipt thereof, treat such information as confidential and agrees not to appropriate such information to its own use or to disclose such information to third parties unless specifically authorized by the Contracting Officer in writing. The foregoing obligations, however, shall not apply to:
 - (1) Information which, at the time of receipt by the Contractor, is in the public domain;
 - (2) Information which is published after receipt thereof by the Contractor or otherwise becomes part of the public domain through no fault of the Contractor;
 - (3) Information which the Contractor can demonstrate was in its possession at the time of receipt thereof and was not acquired directly or indirectly from the Government or other companies;
 - (4) Information which the Contractor can demonstrate was received by it from a third party that did not require the Contractor to hold it in confidence.

The Contractor shall obtain the written agreement, in a form satisfactory to the Contracting Officer, of each employee permitted access to such information, whereby the employee agrees that he/she will not discuss, divulge or disclose any such information or data to any person or entity except those persons within the Contractor's organization directly concerned with the performance of the Contract.

The Contractor agrees, if requested by the Government, to sign an agreement identical, in all material respects, to the provisions of this subparagraph (d), with each company supplying information to the Contractor under this Contract, and to supply a copy of such agreement to the Contracting Officer. Upon request from the Contracting Officer, the Contractor shall supply the Government with reports itemizing information received as

confidential or proprietary and setting forth the company or companies from which the Contractor received such information.

The Contractor agrees that upon request by DOE, it will execute a DOE-approved agreement with any party whose facilities or proprietary data it is given access to or is furnished, restricting use and disclosure of the data or the information obtained from the facilities. Upon request by DOE, such an agreement shall also be signed by Contractor personnel.

- (e) The Government reserves the right to require the Contractor to include this Clause or a modified version of this Clause in any subcontract as directed in writing by the Contracting Officer.

H.38 PARENT ORGANIZATION SUPPORT

- (a) For on-site work, U.S. Department of Energy (DOE) fee generally provides adequate compensation for parent organization expenses incurred in the general management of this Contract. The general construct of this Contract results in minimal parent organization investment (in terms of its own resources, such as labor, material, overhead, etc.) in the Contract work. The Contract is largely financed by DOE advance payments, and DOE provides government-owned facilities, property, and other needed resources.

Accordingly, allocations of parent organization expenses are unallowable for the Contractor team arrangement unless authorized by the Contracting Officer in accordance with this Clause.

- (b) The Contractor may propose, or DOE may require, parent organization support to:
 - (1) Monitor safety and performance in the execution of Contract requirements;
 - (2) Ensure achievement of Contract environmental clean-up and closure commitments;
 - (3) Sustain excellence of Contract Key Personnel;
 - (4) Ensure effective internal processes and controls for disciplined Contract execution;
 - (5) Assess Contract performance and apply parent organization problem-solving resources on problem areas; and
 - (6) Provide other parent organization capabilities to facilitate Contract performance.
- (c) The Contracting Officer may at its unilateral discretion, authorize parent organization support, and the corresponding indirect or direct costs, if a direct-benefiting relationship to DOE is demonstrated. All parent organization support shall be authorized in advance by the Contracting Officer.

- (d) If parent organization support is proposed by the Contractor or required by DOE, the Contractor shall submit for DOE review and approval, an annual *Parent Organization Support Plan* (POSP). The Contractor shall submit its initial POSP 60 days prior to: (1) the end of the Contract *Transition Period*; or (2) the commencement date of parent organization support proposed by the Contractor or required by the Government. Any subsequent POSP shall be submitted 90 days prior to the start of each year of Contract performance.

H.39 ACCESS TO DOE-OWNED OR -LEASED FACILITIES

- (a) The performance of this Contract requires that employees of the Contractor have physical access to U.S. Department of Energy (DOE)-owned or -leased facilities; however, this Clause does not control requirements for an employee's obtaining a security clearance. The Contractor understands and agrees that DOE has a prescribed process with which the Contractor and its employees must comply in order to receive a security badge that allows such physical access. The Contractor further understands that it must propose employees whose background offers the best prospect of obtaining a security badge approval for access, considering the following criteria, which are not all inclusive and may vary depending on access requirements:
 - (1) Is, or is suspected of being, a terrorist;
 - (2) Is the subject of an outstanding warrant;
 - (3) Has deliberately omitted, concealed, or falsified relevant and material facts from any Questionnaire for National Security Positions (SF-86), Questionnaire for Non-Sensitive Positions (SF-85), or similar form;
 - (4) Has presented false or forged identity source documents;
 - (5) Has been barred from Federal employment;
 - (6) Is currently awaiting a hearing or trial or has been convicted of a crime punishable by imprisonment of six (6) months or longer; or
 - (7) Is awaiting or serving a form of pre-prosecution probation, suspended or deferred sentencing, probation or parole in conjunction with an arrest or criminal charges against the individual for a crime that is punishable by imprisonment of six (6) months or longer.
- (b) The Contractor shall assure:
 - (1) In initiating the process for gaining physical access:
 - (i) Compliance with procedures established by DOE in providing its employee(s) with any forms directed by DOE,
 - (ii) That the employee properly completes any forms, and

- (iii) That the employee(s) submits the forms to the person designated by the Contracting Officer.
- (2) In completing the process for gaining physical access, that its employee:
 - (i) Cooperates with DOE officials responsible for granting access to DOE-owned or -leased facilities and
 - (ii) Provides additional information, requested by those DOE officials.
- (c) The Contractor understands and agrees that DOE may unilaterally deny a security badge to an employee and that the denial remains effective for that employee unless DOE subsequently determines that access may be granted. Upon notice from DOE that an employee's application for a security badge is or will be denied, the Contractor shall promptly identify and submit the forms referred to in subparagraph (b)(1) of this Clause for the substitute employee. The denial of a security badge to individual employees by DOE shall not be cause for extension of the period of performance of this Contract or any Contractor claim against DOE.
- (d) The Contractor shall return to the Contracting Officer or designee the badge(s) or other credential(s) provided by DOE pursuant to this Clause, granting physical access to DOE-owned or -leased facilities by the Contractor's employee(s), upon:
 - (1) Termination of this Contract;
 - (2) Expiration of this Contract;
 - (3) Termination of employment on this Contract by an individual employee; or
 - (4) Demand by DOE for return of the badge.
- (e) The Contractor shall include this Clause, including this paragraph (e), in any subcontract, awarded in the performance of this Contract, in which an employee(s) of the subcontractor will require physical access to DOE-owned or -leased facilities.

H.40 ELECTRONIC SUBCONTRACTING REPORTING SYSTEM (eSRS)

- (a) The requirement for the submittal of paper versions of the Standard Form (SF) 294, *Subcontracting Reports for Individual Contracts*, and SF 295, *Summary Subcontract Reports*, as provided in Section I Clause entitled, FAR 52.219-9, *Small Business Subcontracting Plan -- Alternate II* is hereby deleted and is replaced with the electronic submittal of data under the Electronic Subcontract Reporting System (eSRS).
- (b) The Offeror's *Subcontracting Plan* shall include assurances that the Offeror will:
 - (1) Submit the Individual Subcontracting Reports and Summary Subcontracting Reports under the eSRS and
 - (2) Ensure that its subcontractors agree to submit Individual Subcontracting Reports and Summary Subcontracting Reports at all tiers, in eSRS.

- (c) The Contractor or subcontractor shall provide such information that will allow applicable lower tier subcontractors to fully comply with the statutory requirements of FAR 19.702, *The Small Business Subcontracting Program, Statutory Requirements*.

H.41 HANFORD SITE RECREATION POLICY

The Contractor shall comply with the Hanford Site Recreational Policy. The Contractor shall flow-down applicable requirements of this Clause to any subcontractors.

H.42 HANFORD SITE SERVICES AND INTERFACE REQUIREMENTS MATRIX

(a) Definition

The Contractor may provide services to or receive services from other Hanford Site U.S. Department of Energy (DOE) prime contractors in performance of the scope of this Contract. The purpose of the Section J Attachment entitled, *Hanford Site Services and Interface Requirements Matrix* (Matrix) is to identify the service provider and the associated, general interface obligations. The Matrix is not an all-inclusive listing of services that may be required or provided, however all services provided to another contractor shall fall within the scope of the provider's contract.

(b) Categories of Services

Services are identified in each Contract (see Section J Attachment entitled, *Hanford Site Services and Interface Requirements Matrix*) as either "Mandatory," or "Optional" for use by Hanford Site customers, including DOE and/or Site contractors and their subcontractors.

- (1) "Mandatory" services are provided by the identified service provider to all users at the start of contract performance. If, for any reason, a service provider of a mandatory service cannot provide the required service to meet the requesting contractors' needs, the requesting contractor must obtain Contracting Officer approval, prior to obtaining the services from any other source.
- (2) "Optional" services are services that have been historically discretionary and are considered non-compulsory at the time of Contract award.

(c) Interfaces

All "Information" interfaces (see Section J Attachment entitled, *Hanford Site Services and Interface Requirements Matrix*) are Mandatory.

(d) Requirement to Establish Controls

As set forth in the Section C, *Statement of Work* section entitled, *Interface Management*, the Tank Operations Contractor (TOC) shall provide input to the Mission Support Contractor (MSC) to facilitate MSC's development and maintenance of the *Hanford Site Interface Management Plan*. As part of this Plan, the Contractors shall include controlling agreements (e.g., Memoranda of Agreement) establishing effective control of interfaces and terms for the provision of services. At a minimum, controlling agreements shall define:

- (1) The interface and/or the services work request elements, and service levels (quantity and delivery rates);
- (2) If applicable, the method and timing for charging costs associated with the service and the payment methods; and target performance measures for meeting required service levels;
- (3) Decision process and a rigorous dispute resolution process; and
- (4) Clear delineation of roles, responsibilities, accountabilities, and authorities.

(e) Controls

When services between prime contractors are offered and accepted, DOE does not expect the requesting prime contractor to review or otherwise validate top-level cross-cutting quality control, health, safety and/or environmental protection requirements mandated by the performing contractor's contract. The requesting prime contractor may assume that such contract requirements, e.g., Integrated Safety Management System, Quality Program/Plan are acceptable to DOE. The performing contractor shall be expected by DOE and the requesting Contractor to provide products or services in a manner that is consistent with the requirements of the performing prime contractor's contract, including quality assurance, health and safety and environmental compliance requirements, and the task instructions provided by the requesting contractor.

(f) Right of Access

Hanford Site Contractors shall, with coordination and adequate preparation, allow service-providing Contractors access to facilities to perform the service.

(g) Nuclear Safety

The Contractor shall coordinate with other contractor's to establish a protocol for performing work within a nuclear facility that the Contractor is responsible for, or to perform work that affects the safety basis of a nuclear facility that the Contractor is responsible for. The Contractor shall provide all facility safety authorization basis and nuclear safety requirements that the other contractor will be responsible to comply with. The Contractor retains full responsibility for all workscope within the facilities assigned to the Contractor under this Contract.

(h) Updates to the Matrix

In cooperation with MSC and PRC, the TOC shall provide input to MSC for the annual update of the Matrix through the annual *Infrastructure and Services Alignment Plan* (ISAP) revision and Matrix update process as described in Section C Clause entitled, *Interface Management*.

If any Hanford Site contractor believes it is in DOE's best interest to change a "Mandatory" service to "Optional" so that it may be self-performed by the requestor or procured from a different source, the Contractor shall propose this change through the annual ISAP revision and Matrix update process. A written justification shall be provided showing how the change is in the best interest of the Government and include the impacts to users and the provider. If, at the unilateral discretion of the Contracting Officer, the decision is made to implement the proposed change, the change will not take affect until the Contractor receives Contracting Officer direction to implement the change. Contracting Officer rejection or delay of a proposed change shall not be the basis for a Request for Equitable Adjustment (REA) or subject to the Section I Clause entitled, *FAR 52.233-1, Disputes*.

(i) Payment of Services

Fee-for-Service providers shall provide to DOE and make available to the user an adequate basis for liquidation of the charge for usage-based, "Mandatory" services. Service rates will be developed based upon customer-projected usage.

(j) Responsibility for Delivery of Service

Contractors retain the responsibility to reach agreement on interfaces and for the appropriate delivery of services. The Government makes no guarantees or warranties regarding the delivery of services, and services between contractors shall not constitute government-furnished services or government-furnished information in accordance with Section C Clause entitled, *Government-Furnished Services and Information (GFS/I)*. The Government shall not be held responsible for the delivery or non-delivery of services between Hanford Site contractors. Contractors shall attempt to resolve any disputes regarding service interfaces and the provision of services among themselves. If contractors are unable to achieve a timely resolution of issues between themselves regarding interfaces or the appropriate delivery of services, contractors may seek direction from the Contracting Officer. To the extent contractors attempt to litigate disputes between themselves regarding interfaces or the appropriate delivery of services, all costs associated with such litigation shall be unallowable under this Contract.

H.43 ENVIRONMENTALLY PREFERABLE PURCHASING FOR DESKTOP OR LAPTOP COMPUTERS OR MONITORS

When the contract requires the specification or delivery of desktop or laptop computers or monitors in a DOE facility, the Contractor shall specify or deliver Electronic Product Environmental Acquisition Tool (EPEAT) registered products conforming to the IEEE (Institute of Electrical and Electronics Engineers, Inc.) 1680-2006 Standard, provided such products are available, are life-cycle cost efficient, and meet applicable performance requirements. Information on EPEAT-registered computer products is available at www.epeat.net.

PART II - CONTRACT CLAUSES

SECTION I

CONTRACT CLAUSES

I.1 FAR 52.252-2 CLAUSES INCORPORATED BY REFERENCE (FEB 1998)

This Contract incorporates one or more clauses by reference, with the same force and effect as if they were given in full text. Upon request, the Contracting Officer will make their full text available. Also, the full text of a clause may be accessed electronically at these addresses:

<http://www.arnet.gov/far/>

<http://professionals.pr.doe.gov/>

Clause No.	FAR/DEAR Reference	Title	Fill-In Information (see FAR 52.104(d))
I.2	FAR 52.202-1	Definitions (Jul 2004) as modified by DEAR 952.202-1 (Mar 2002)	None
I.3	FAR 52.203-3	Gratuities (Apr 1984)	None
I.4	FAR 52.203-5	Covenant Against Contingent Fees (Apr 1984)	None
I.5	FAR 52.203-6	Restrictions on Subcontractor Sales to the Government (Sept 2006)	None
I.6	FAR 52.203-7	Anti-Kickback Procedures (Jul 1995)	None
I.7	FAR 52.203-8	Cancellation, Rescission, and Recovery of Funds for Illegal or Improper Activity (Jan 1997)	None
I.8	FAR 52.203-10	Price or Fee Adjustment for Illegal or Improper Activity (Jan 1997)	None
I.9	FAR 52.203-12	Limitations on Payments to Influence Certain Federal Transactions (Sept 2005)	None
I.10	FAR 52.204-4	Printed or Copied Double-Sided on Recycled Paper (Aug 2000)	None
I.11	FAR 52.204-7	Central Contractor Registration (Jul 2006)	None
I.12	FAR 52.204-9	Personal Identity Verification of Contractor Personnel (Nov 2006)	None
I.13	FAR 52.208-9	Contractor Use of Mandatory Sources of Supply or Services (Jun 2006)	None
I.14	FAR 52.209-6	Protecting the Government's Interest when Subcontracting with Contractors Debarred, Suspended or Proposed for Debarment (Sept 2006)	None
I.15	FAR 52.215-2	Audit and Records – Negotiation (Jun 1999)	None
I.16	FAR 52.215-8	Order of Precedence – Uniform Contract Format (Oct 1997)	None

Clause No.	FAR/DEAR Reference	Title	Fill-In Information (see FAR 52.104(d))
I.17	FAR 52.215-11	Price Reduction for Defective Cost or Pricing Data – Modifications (Oct 1997)	None
I.18	FAR 52.215-13	Subcontractor Cost or Pricing Data – Modifications (Oct 1997)	None
I.19	FAR 52.215-14	Integrity of Unit Prices (Oct 1997)	None
I.20	FAR 52.215-15	Pension Adjustments and Asset Reversions (Oct 2004)	None
I.21	FAR 52.215-17	Waiver of Facilities Capital Cost of Money (Oct 1997)	None
I.22	FAR 52.215-18	Reversion or Adjustment of Plans for Postretirement Benefits (PRB) Other Than Pensions (Jul 2005)	None
I.23	FAR 52.215-19	Notification of Ownership Changes (Oct 1997) (<i>see full text version in Section I</i>)	None
I.24	FAR 52.215-21	Requirements for Cost or Pricing Data or Information Other Than Cost or Pricing Data—Modifications (Oct 1997) Alternate III (Oct 1997)	None
I.25	FAR 52.217-8	Option to Extend Services (Nov 1999)	180 to 30 days prior to the expiration date of this Contract
I.26	FAR 52.217-9	Option to Extend the Term of the Contract (Mar 2000)	(a) 180 days prior to the expiration date of this Contract 60 (c) 10 years excluding the Transition Period
I.27	FAR 52.219-4	Notice of Price Evaluation Preference for HUBZONE Small Business Concerns (Jul 2005)	(c) Offeror fill-in
I.28	FAR 52.219-8	Utilization of Small Business Concerns (May 2004)	None
I.29	FAR 52.219-9	Small Business Subcontracting Plan (Sept 2006) – Alternate II (Oct 2001)	None
I.30	FAR 52.219-16	Liquidated Damages – Subcontracting Plan (Jan 1999)	None
I.31	FAR 52.219-25	Small Disadvantaged Business Participation Program – Disadvantaged Status and Reporting (Oct 1999)	None
I.32	FAR 52.222-1	Notice to the Government of Labor Disputes (Feb 1997)	None
I.33	FAR 52.222-2	Payment for Overtime Premiums (Jul 1990)	(a) The percentage specified in the Section H Clause entitled, <i>Overtime Control Plan</i>
I.34	FAR 52.222-3	Convict Labor (Jun 2003)	None
I.35	FAR 52.222-4	Contract Work Hours and Safety Standards Act – Overtime Compensation (Jul 2005)	None

Clause No.	FAR/DEAR Reference	Title	Fill-In Information (see FAR 52.104(d))
I.36	FAR 52.222-6	Davis-Bacon Act (Jul 2005)	None
I.37	FAR 52.222-7	Withholding of Funds (Feb 1988)	None
I.38	FAR 52.222-8	Payrolls and Basic Records (Feb 1988)	None
I.39	FAR 52.222-9	Apprentices and Trainees (Jul 2005)	None
I.40	FAR 52.222-10	Compliance with Copeland Act Requirements (Feb 1988)	None
I.41	FAR 52.222-11	Subcontracts (Labor Standards) (Jul 2005)	None
I.42	FAR 52.222-12	Contract Termination – Debarment (Feb 1988)	None
I.43	FAR 52.222-13	Compliance with Davis-Bacon and Related Act Regulations (Feb 1988)	None
I.44	FAR 52.222-14	Disputes Concerning Labor Standards (Feb 1988)	None
I.45	FAR 52.222-15	Certification of Eligibility (Feb 1988)	None
I.46	FAR 52.222-16	Approval of Wage Rates (Feb 1988)	None
I.47	FAR 52.222-17	Labor Standards for Construction Work—Facilities Contracts (Feb 1988)	None
I.48	FAR 52.222-20	Walsh-Healy Public Contracts Act (Dec 1996)	None
I.49	FAR 52.222-21	Prohibition of Segregated Facilities (Feb 1999)	None
I.50	FAR 52.222-26	Equal Opportunity (Apr 2002)	None
I.51	FAR 52.222-27	Affirmative Action Compliance Requirements for Construction (Feb 1999)	None
I.52	FAR 52.222-30	Davis-Bacon Act—Price Adjustment (None or Separately Specified Method) (Dec 2001)	None
I.53	FAR 52.222-35	Equal Opportunity for Special Disabled Veterans, Veterans of the Vietnam Era, and Other Eligible Veterans (Sept 2006)	None
I.54	FAR 52.222-36	Affirmative Action for Workers with Disabilities (Jun 1998)	None
I.55	FAR 52.222-37	Employment Reports on Special Disabled Veterans, Veterans of the Vietnam Era, and Other Eligible Veterans (Dec 2001)	None
I.56	FAR 52.222-39	Notification of Employee Rights Concerning Payment of Union Dues or Fees (Dec 2004) (<i>see full text version in Section I</i>)	None
I.57	FAR 52.222-41	Service Contract Act of 1965, As Amended (Jul 2005)	None
I.58	FAR 52.222-42	Statement of Equivalent Rates for Federal Hires (May 1989) (<i>see full text version in Section I</i>)	Fill-in information is underlined in full text
I.59	FAR 52.222-50	Combating Trafficking in Persons (Apr 2006)	None
I.60	FAR 52.223-3	Hazardous Material Identification and Material Safety Data (Jan 1997) – Alternate I (Jul 1995)	(b) Offeror fill-in
I.61	FAR 52.223-5	Pollution Prevention and Right-to-Know Information (Aug 2003)	None
I.62	FAR 52.223-10	Waste Reduction Program (Aug 2000)	None
I.63	FAR 52.223-11	Ozone-Depleting Substances (May 2001) (<i>see full text version in Section I</i>)	(b) Offeror fill-in
I.64	FAR 52.223-12	Refrigeration Equipment and Air Conditioners (May 1995)	None
I.65	FAR 52.223-14	Toxic Chemical Release Reporting (Aug 2003)	None

Clause No.	FAR/DEAR Reference	Title	Fill-In Information (see FAR 52.104(d))
I.66	FAR 52.224-1	Privacy Act Notification (Apr 1984)	None
I.67	FAR 52.224-2	Privacy Act (Apr 1984)	None
I.68	FAR 52.225-1	Buy American Act – Supplies (Jun 2003)	None
I.69	FAR 52.225-11	Buy American Act – Construction Materials Under Trade Agreements (Nov 2006) <i>(see full text version in Section I)</i>	(b) (3) None (d) Offeror fill-in
I.70	FAR 52.225-13	Restrictions on Certain Foreign Purchases (Feb 2006)	None
I.71	FAR 52.226-1	Utilization of Indian Organizations and Indian-Owned Economic Enterprises (Jun 2000)	None
I.72	FAR 52.227-2	Notice and Assistance Regarding Patent and Copyright Infringement (Aug 1996)	None
I.73	FAR 52.227-3	Patent Indemnity (Apr 1984)	None
I.74	FAR 52.227-9	Refunds of Royalties (Apr 1984)	None
I.75	DEAR 952.227-82	Rights to Proposal Data (Apr 1994)	Offeror fill-in
I.76	FAR 52.230-2	Cost Accounting Standards (Apr 1998)	None
I.77	FAR 52.230-6	Administration of Cost Accounting Standards (Apr 2005)	None
I.78	FAR 52.232-9	Limitation on Withholding of Payments (Apr 1984)	None
I.79	FAR 52.232-12	Advance Payments (May 2001) Alt II (May 2001) <i>(see full text version in Section I)</i>	(a), (b), (c) (e), (p) (8), (13), (14). Fill-in information is underlined in full text
I.80	FAR 52.232-17	Interest (Jun 1996)	None
I.81	FAR 52.232-18	Availability of Funds (Apr 1984)	None
I.82	FAR 52.232-22	Limitation of Funds (Apr 1984)	None
I.83	FAR 52.232-24	Prohibition of Assignment of Claims (Jan 1986)	None
I.84	FAR 52.232-25	Prompt Payment (Oct 2003) – Alternate I (Feb 2002)	None
I.85	FAR 52.232-33	Payment of Electronic Funds Transfer –Central Contractor Registration (Oct 2003)	None
I.86	FAR 52.233-1	Disputes (Jul 2002) – Alternate I (Dec 1991)	None
I.87	FAR 52.233-3	Protest After Award (Aug 1996) – Alternate I (Jun 1985)	None
I.88	FAR 52.233-4	Applicable Law for Breach of Contract Claim (Oct 2004)	None
I.89	FAR 52.234-4	Earned Value Management System (Jul 2006)	(g) AREVA Federal Services LLC
I.90	FAR 52.236-2	Differing Site Conditions (Apr 1984)	None
I.91	FAR 52.236-3	Site Investigation and Conditions Affecting the Work (Apr 1984)	None
I.92	FAR 52.236-5	Material and Workmanship (Apr 1984)	None
I.93	FAR 52.236-7	Permits and Responsibilities (Nov 1991)	None
I.94	FAR 52.236-18	Work Oversight in Cost Reimbursement Construction Contracts (Apr 1984)	None
I.95	FAR 52.236-19	Organization and Direction of the Work (Apr 1984)	None

Clause No.	FAR/DEAR Reference	Title	Fill-In Information (see FAR 52.104(d))
I.96	FAR 52.237-2	Protection of Government Buildings, Equipment, and Vegetation (Apr 1984)	None
I.97	FAR 52.237-3	Continuity of Services (Jan 1991)	None
I.98	FAR 52.239-1	Privacy or Security Safeguards (Aug 1996)	None
I.99	FAR 52.242-1	Notice of Intent to Disallow Costs (Apr 1984)	None
I.100	FAR 52.242-3	Penalties for Unallowable Costs (May 2001)	None
I.101	FAR 52.242-4	Certification of Final Indirect Costs (Jan 1997)	None
I.102	FAR 52.242-13	Bankruptcy (Jul 1995)	None
I.103	FAR 52.243-2	Changes – Cost Reimbursement (Aug 1987) – Alternate II (Apr 1984), Alternate III (Apr 1984), and Alternate IV (Apr 1984)	None
I.104	FAR 52.243-7	Notification of Changes (Apr 1984)	(b) 10 (d) 30
I.105	FAR 52.244-2	Subcontracts (Aug 1998) – Alternate I (Jan 2006)	(e) AREVA Federal Services LLC, (k) None
I.106	FAR 52.244-5	Competition in Subcontracting (Dec 1996)	None
I.107	FAR 52.244-6	Subcontracts for Commercial Items (Sept 2006)	None
I.108	FAR 52.245-5	Government Property (Cost Reimbursement, Time-and-Material, or Labor-Hour Contracts) (May 2004)	None
I.109	FAR 52.246-25	Limitation of Liability – Services (Feb 1997)	None
I.110	FAR 52.247-1	Commercial Bill of Lading Notations (Feb 2006)	(a) Department of Energy (b) Department of Energy Contract No. DE-AC27-08RV14800, the Contract Administration Office specified in the Section G Clause entitled, <i>Contract Administration</i>
I.111	FAR 52.247-63	Preference for U.S.-Flag Air Carriers (Jun 2003)	None
I.112	FAR 52.247-64	Preference for Privately Owned U.S.-Flag Commercial Vessels (Feb 2006)	None
I.113	FAR 52.247-67	Submission of Commercial Transportation Bills to the General Services Administration for Audit (Feb 2006) (see <i>full text version in Section I</i>)	(c) Fill-in information is underlined in full text
I.114	FAR 52.247-68	Report of Shipment (REPSHIP) (Feb 2006)	None
I.115	FAR 52.249-6	Termination (Cost Reimbursement) (May 2004)	None

Clause No.	FAR/DEAR Reference	Title	Fill-In Information (see FAR 52.104(d))
I.116	FAR 52.249-14	Excusable Delays (Apr 1984)	None
I.117	FAR 52.251-1	Government Supply Sources (Apr 1984) Alternate I (Apr 1984)	None
I.118	FAR 52.251-2	Interagency Fleet Management System Vehicles and Related Services (Jan 1991)	None
I.119	FAR 52.252-6	Authorized Deviations in Clauses (Apr 1984) (<i>see full text version in Section I</i>)	(b) Fill-in information is underlined in full text
I.120	FAR 52.253-1	Computer Generated Forms (Jan 1991)	None
I.121	DEAR 952.203-70	Whistleblower Protection for Contractor Employees (Dec 2000)	None
I.122	DEAR 952.204-2	Security Requirements (May 2002)	None
I.123	DEAR 952.204-70	Classification/Declassification (Sep 1997)	None
I.124	DEAR 952.204-75	Public Affairs (Dec 2000)	None
I.125	DEAR 952.208-7	Tagging of Leased Vehicles (Apr 1984)	None
I.126	DEAR 952.208-70	Printing (Apr 1984)	None
I.127	DEAR 952.209-72	Organizational Conflicts of Interest Alternate I (Jun 1997)	None
I.128	DEAR 952.215-70	Key Personnel (Dec 2000)	None
I.129	FAR 52.216-7/ DEAR 952.216-7	Allowable Cost and Payment (Dec 2002); Alternate II	(a) (3) 30 th
I.130	DEAR 952.217-70	Acquisition of Real Property (Apr 1984)	None
I.131	DEAR 952.223-75	Preservation of Individual Occupational Radiation Exposure Records (Apr 1984)	None
I.132	DEAR 952.224-70	Paperwork Reduction Act (Apr 1994)	None
I.133	DEAR 952.226-74	Displaced Employee Hiring Preference (Jun 1997)	None
I.134	DEAR 952.231-71	Insurance -- Litigation and Claims (Apr 2002)	None
I.135	DEAR 952.242-70	Technical Direction (Dec 2000)	None
I.136	DEAR 952.247-70	Foreign Travel (Dec 2000)	None
I.137	DEAR 952.250-70	Nuclear Hazards Indemnity Agreement (Jun 1996)	None
I.138	DEAR 952.251-70	Contractor Employee Travel Discounts (Dec 2000)	None
I.139	DEAR 970.5203-1	Management Controls (Dec 2000)	None
I.140	DEAR 970.5204-2	Laws, Regulations, and DOE Directives (Dec 2000)	None
I.141	DEAR 970.5204-3	Access to and Ownership of Records (Jul 2005)	(b)(1) through (b)(5) are Contractor-owned records.
I.142	DEAR 970.5223-1	Integration of Environment, Safety, and Health Into Work Planning and Execution (Dec 2000)	None
I.143	DEAR 970.5223-4	Workplace Substance Abuse Programs at DOE Sites (Dec 2000)	None
I.144	DEAR 970.5223-5	DOE Motor Vehicle Fleet Fuel Efficiency (Oct 2003)	None
I.145	DEAR 970.5226-2	Workforce Restructuring Under Section 3161 of the National Defense Authorization Act for Fiscal Year 1993 (Dec 2000)	None

Clause No.	FAR/DEAR Reference	Title	Fill-In Information (see FAR 52.104(d))
I.146	DEAR 970.5226-3	Community Commitment (Dec 2000)	None
I.147	DEAR 970.5227-1	Rights in Data – Facilities (Dec 2000)	None
I.148	DEAR 970.5227-4	Authorization and Consent (Aug 2002)	None
I.149	DEAR 970.5227-6	Patent Indemnity-Subcontracts (Dec 2000)	None
I.150	DEAR 970.5227-9	Notice of Right to Request Patent Waiver (Dec 2000)	None
I.151	DEAR 970.5227-10	Patent Rights – Management and Operating Contracts, Non-Profit Organization or Small Business Firm Contractor (Aug 2002)	None
I.152	DEAR 970.5227-11	Patent Rights – Management and Operating Contracts, For-Profit Contractor, Non-Technology Transfer (Dec 2000)	None
I.153	DEAR 970.5229-1	State and Local Taxes (Dec 2000)	None
I.154	DEAR 970.5231-4	Preexisting Conditions (Dec 2000) Alternate II (Dec 2000)	October 1, 2008; October 1, 2008
I.155	DEAR 970.5232-3	Accounts, Records, and Inspection (Dec 2000), Alternate II (Dec 2000)	None
I.156	DEAR 970.5232-5	Liability with Respect to Cost Accounting Standards (Dec 2000)	None

I.23 FAR 52.215-19, NOTIFICATION OF OWNERSHIP CHANGES (OCT 1997)

- (a) The Contractor shall make the following notifications in writing:
- (1) When the Contractor becomes aware that a change in its ownership has occurred, or is certain to occur, that could result in changes in the valuation of its capitalized assets in the accounting records, the Contractor shall notify the Administrative Contracting Officer (ACO) within 30 days.
 - (2) The Contractor shall also notify the ACO within 30 days whenever changes to asset valuations or any other cost changes have occurred or are certain to occur as a result of a change in ownership.
- (b) The Contractor shall—
- (1) Maintain current, accurate, and complete inventory records of assets and their costs;
 - (2) Provide the ACO or designated representative ready access to the records upon request;
 - (3) Ensure that all individual and grouped assets, their capitalized values, accumulated depreciation or amortization, and remaining useful lives are identified accurately before and after each of the Contractor’s ownership changes; and

- (4) Retain and continue to maintain depreciation and amortization schedules based on the asset records maintained before each Contractor ownership change.
- (c) The Contractor shall include the substance of this clause in all subcontracts under this Contract that meet the applicability requirement of FAR 15.408(k).

I.56 FAR 52.222-39, NOTIFICATION OF EMPLOYEE RIGHTS CONCERNING PAYMENT OF UNION DUES OR FEES (DEC 2004)

- (a) *Definition.* As used in this clause—"United States" means the 50 States, the District of Columbia, Puerto Rico, the Northern Mariana Islands, American Samoa, Guam, the U.S. Virgin Islands, and Wake Island.
- (b) Except as provided in paragraph (e) of this clause, during the term of this contract, the Contractor shall post a notice, in the form of a poster, informing employees of their rights concerning union membership and payment of union dues and fees, in conspicuous places in and about all its plants and offices, including all places where notices to employees are customarily posted. The notice shall include the following information (except that the information pertaining to National Labor Relations Board shall not be included in notices posted in the plants or offices of carriers subject to the Railway Labor Act, as amended (45 U.S.C. 151-188)).

Notice to Employees

Under Federal law, employees cannot be required to join a union or maintain membership in a union in order to retain their jobs. Under certain conditions, the law permits a union and an employer to enter into a union-security agreement requiring employees to pay uniform periodic dues and initiation fees. However, employees who are not union members can object to the use of their payments for certain purposes and can only be required to pay their share of union costs relating to collective bargaining, contract administration, and grievance adjustment.

If you do not want to pay that portion of dues or fees used to support activities not related to collective bargaining, contract administration, or grievance adjustment, you are entitled to an appropriate reduction in your payment. If you believe that you have been required to pay dues or fees used in part to support activities not related to collective bargaining, contract administration, or grievance adjustment, you may be entitled to a refund and to an appropriate reduction in future payments.

For further information concerning your rights, you may wish to contact the National Labor Relations Board (NLRB) either at one of its Regional offices or at the following address or toll free number:

National Labor Relations Board
Division of Information
1099 14th Street, N.W.
Washington, DC 20570
1-866-667-6572
1-866-316-6572 (TTY)

To locate the nearest NLRB office, see NLRB's website at <http://www.nlr.gov>.

- (c) The Contractor shall comply with all provisions of Executive Order 13201 of February 17, 2001, and related implementing regulations at 29 CFR Part 470, and orders of the Secretary of Labor.
- (d) In the event that the Contractor does not comply with any of the requirements set forth in paragraphs (b), (c), or (g), the Secretary may direct that this contract be cancelled, terminated, or suspended in whole or in part, and declare the Contractor ineligible for further Government contracts in accordance with procedures at 29 CFR Part 470, Subpart B—Compliance Evaluations, Complaint Investigations and Enforcement Procedures. Such other sanctions or remedies may be imposed as are provided by 29 CFR Part 470, which implements Executive Order 13201, or as are otherwise provided by law.
- (e) The requirement to post the employee notice in paragraph (b) does not apply to—
 - (1) Contractors and subcontractors that employ fewer than 15 persons;
 - (2) Contractor establishments or construction work sites where no union has been formally recognized by the Contractor or certified as the exclusive bargaining representative of the Contractor's employees;
 - (3) Contractor establishments or construction work sites located in a jurisdiction named in the definition of the United States in which the law of that jurisdiction forbids enforcement of union-security agreements;
 - (4) Contractor facilities where upon the written request of the Contractor, the Department of Labor Deputy Assistant Secretary for Labor-Management Programs has waived the posting requirements with respect to any of the Contractor's facilities if the Deputy Assistant Secretary finds that the Contractor has demonstrated that—
 - (i) The facility is in all respects separate and distinct from activities of the Contractor related to the performance of a contract; and
 - (ii) Such a waiver will not interfere with or impede the effectuation of the Executive order; or
 - (5) Work outside the United States that does not involve the recruitment or employment of workers within the United States.
- (f) The Department of Labor publishes the official employee notice in two variations; one for contractors covered by the Railway Labor Act and a second for all other contractors. The Contractor shall—
 - (1) Obtain the required employee notice poster from the Division of Interpretations and Standards, Office of Labor-Management Standards, U.S. Department of Labor, 200 Constitution Avenue, NW, Room N-5605, Washington, DC 20210, or

from any field office of the Department's Office of Labor-Management Standards or Office of Federal Contract Compliance Programs;

- (2) Download a copy of the poster from the Office of Labor-Management Standards website at <http://www.olms.dol.gov>; or
 - (3) Reproduce and use exact duplicate copies of the Department of Labor's official poster.
- (g) The Contractor shall include the substance of this clause in every subcontract or purchase order that exceeds the simplified acquisition threshold, entered into in connection with this contract, unless exempted by the Department of Labor Deputy Assistant Secretary for Labor-Management Programs on account of special circumstances in the national interest under authority of 29 CFR 470.3(c). For indefinite quantity subcontracts, the Contractor shall include the substance of this clause if the value of orders in any calendar year of the subcontract is expected to exceed the simplified acquisition threshold. Pursuant to 29 CFR Part 470, Subpart B—Compliance Evaluations, Complaint Investigations and Enforcement Procedures, the Secretary of Labor may direct the Contractor to take such action in the enforcement of these regulations, including the imposition of sanctions for noncompliance with respect to any such subcontract or purchase order. If the Contractor becomes involved in litigation with a subcontractor or vendor, or is threatened with such involvement, as a result of such direction, the Contractor may request the United States, through the Secretary of Labor, to enter into such litigation to protect the interests of the United States.

I.58 FAR 52.222-42, STATEMENT OF EQUIVALENT RATES FOR FEDERAL HIRES (MAY 1989)

In compliance with the Service Contract Act of 1965, as amended, and the regulations of the Secretary of Labor (29 CFR Part 4), this clause identifies the classes of service employees expected to be employed under the contract and states the wages and fringe benefits payable to each if they were employed by the contracting agency subject to the provisions of 5 U.S.C. 5341 or 5332.

This Statement is for Information Only: *It is not a Wage Determination*

Employee Class	Monetary Wage—Fringe Benefits
-----------------------	--------------------------------------

Equivalent Federal Hire Classifications, Wages, and Benefit programs are described on the Office of Personnel Management web site at www.opm.gov.

I.63 FAR 52.223-11, OZONE-DEPLETING SUBSTANCES (MAY 2001)

- (a) *Definition.* “Ozone-depleting substance,” as used in this clause, means any substance the Environmental Protection Agency designates in 40 CFR Part 82 as—
- (1) Class I, including, but not limited to, chlorofluorocarbons, halons, carbon tetrachloride, and methyl chloroform; or
 - (2) Class II, including, but not limited to, hydrochlorofluorocarbons.
- (b) The Contractor shall label products which contain or are manufactured with ozone-depleting substances in the manner and to the extent required by 42 U.S.C. 7671j (b), (c), and (d) and 40 CFR Part 82, Subpart E, as follows:

WARNING: Contains (or manufactured with, if applicable) *
_____, a substance(s) which harm(s) public health and
environment by destroying ozone in the upper atmosphere.

* The Contractor shall insert the name of the substance(s).

I.69 FAR 52.225-11, BUY AMERICAN ACT—CONSTRUCTION MATERIALS UNDER TRADE AGREEMENTS (NOV 2006)

- (a) *Definitions.* As used in this clause—

“Caribbean Basin country construction material” means a construction material that—

- (1) Is wholly the growth, product, or manufacture of a Caribbean Basin country; or
- (2) In the case of a construction material that consists in whole or in part of materials from another country, has been substantially transformed in a Caribbean Basin country into a new and different construction material distinct from the materials from which it was transformed.

“Component” means an article, material, or supply incorporated directly into a construction material.

“Construction material” means an article, material, or supply brought to the construction site by the Contractor or subcontractor for incorporation into the building or work. The term also includes an item brought to the site preassembled from articles, materials, or supplies. However, emergency life safety systems, such as emergency lighting, fire alarm, and audio evacuation systems, that are discrete systems incorporated into a public building or work and that are produced as complete systems, are evaluated as a single and distinct construction material regardless of when or how the individual parts or components of those systems are delivered to the construction site. Materials purchased directly by the Government are supplies, not construction material.

“Cost of components” means—

- (1) For components purchased by the Contractor, the acquisition cost, including transportation costs to the place of incorporation into the construction material (whether or not such costs are paid to a domestic firm), and any applicable duty (whether or not a duty-free entry certificate is issued); or
- (2) For components manufactured by the Contractor, all costs associated with the manufacture of the component, including transportation costs as described in paragraph (1) of this definition, plus allocable overhead costs, but excluding profit. Cost of components does not include any costs associated with the manufacture of the construction material.

“Designated country” means any of the following countries:

- (1) A World Trade Organization Government Procurement Agreement country (Aruba, Austria, Belgium, Canada, Cyprus, Czech Republic, Denmark, Estonia, Finland, France, Germany, Greece, Hong Kong, Hungary, Iceland, Ireland, Israel, Italy, Japan, Korea (Republic of), Latvia, Liechtenstein, Lithuania, Luxembourg, Malta, Netherlands, Norway, Poland, Portugal, Singapore, Slovak Republic, Slovenia, Spain, Sweden, Switzerland, or United Kingdom);
- (2) A Free Trade Agreement country (Australia, Bahrain, Canada, Chile, El Salvador, Guatemala, Honduras, Mexico, Morocco, Nicaragua, or Singapore);
- (3) A least developed country (Afghanistan, Angola, Bangladesh, Benin, Bhutan, Burkina Faso, Burundi, Cambodia, Cape Verde, Central African Republic, Chad, Comoros, Democratic Republic of Congo, Djibouti, East Timor, Equatorial Guinea, Eritrea, Ethiopia, Gambia, Guinea, Guinea-Bissau, Haiti, Kiribati, Laos, Lesotho, Madagascar, Malawi, Maldives, Mali, Mauritania, Mozambique, Nepal, Niger, Rwanda, Samoa, Sao Tome and Principe, Senegal, Sierra Leone, Solomon Islands, Somalia, Tanzania, Togo, Tuvalu, Uganda, Vanuatu, Yemen, or Zambia); or
- (4) A Caribbean Basin country (Antigua and Barbuda, Aruba, Bahamas, Barbados, Belize, British Virgin Islands, Costa Rica, Dominica, Dominican Republic, Grenada, Guyana, Haiti, Jamaica, Montserrat, Netherlands Antilles, St. Kitts and Nevis, St. Lucia, St. Vincent and the Grenadines, or Trinidad and Tobago).

“Designated country construction material” means a construction material that is a WTO GPA country construction material, an FTA country construction material, a least developed country construction material, or a Caribbean Basin country construction material.

“Domestic construction material” means—

- (1) An unmanufactured construction material mined or produced in the United States; or

- (2) A construction material manufactured in the United States, if the cost of its components mined, produced, or manufactured in the United States exceeds 50 percent of the cost of all its components. Components of foreign origin of the same class or kind for which nonavailability determinations have been made are treated as domestic.

“Foreign construction material” means a construction material other than a domestic construction material.

“Free Trade Agreement country construction material” means a construction material that—

- (1) Is wholly the growth, product, or manufacture of a Free Trade Agreement (FTA) country; or
- (2) In the case of a construction material that consists in whole or in part of materials from another country, has been substantially transformed in a FTA country into a new and different construction material distinct from the materials from which it was transformed.

“Least developed country construction material” means a construction material that—

- (1) Is wholly the growth, product, or manufacture of a least developed country; or
- (2) In the case of a construction material that consists in whole or in part of materials from another country, has been substantially transformed in a least developed country into a new and different construction material distinct from the materials from which it was transformed.

“United States” means the 50 States, the District of Columbia, and outlying areas.

“WTO GPA country construction material” means a construction material that—

- (1) Is wholly the growth, product, or manufacture of a WTO GPA country; or
- (2) In the case of a construction material that consists in whole or in part of materials from another country, has been substantially transformed in a WTO GPA country into a new and different construction material distinct from the materials from which it was transformed.

(b) Construction materials.

- (1) This clause implements the Buy American Act (41 U.S.C. 10a-10d) by providing a preference for domestic construction material. In addition, the Contracting Officer has determined that the WTO GPA and Free Trade Agreements (FTAs) apply to this acquisition. Therefore, the Buy American Act restrictions are waived for designated country construction materials.

- (2) The Contractor shall use only domestic or designated country construction material in performing this contract, except as provided in paragraphs (b)(3) and (b)(4) of this clause.
 - (3) The requirement in paragraph (b)(2) of this clause does not apply to the construction materials or components listed by the Government as follows:

None
 - (4) The Contracting Officer may add other foreign construction material to the list in paragraph (b)(3) of this clause if the Government determines that—
 - (i) The cost of domestic construction material would be unreasonable. The cost of a particular domestic construction material subject to the restrictions of the Buy American Act is unreasonable when the cost of such material exceeds the cost of foreign material by more than 6 percent;
 - (ii) The application of the restriction of the Buy American Act to a particular construction material would be impracticable or inconsistent with the public interest; or
 - (iii) The construction material is not mined, produced, or manufactured in the United States in sufficient and reasonably available commercial quantities of a satisfactory quality.
- (c) Request for determination of inapplicability of the Buy American Act.
- (1)
 - (i) Any Contractor request to use foreign construction material in accordance with paragraph (b)(4) of this clause shall include adequate information for Government evaluation of the request, including—
 - (A) A description of the foreign and domestic construction materials;
 - (B) Unit of measure;
 - (C) Quantity;
 - (D) Price;
 - (E) Time of delivery or availability;
 - (F) Location of the construction project;
 - (G) Name and address of the proposed supplier; and
 - (H) A detailed justification of the reason for use of foreign construction materials cited in accordance with paragraph (b)(3) of this clause.

- (ii) A request based on unreasonable cost shall include a reasonable survey of the market and a completed price comparison table in the format in paragraph (d) of this clause.
 - (iii) The price of construction material shall include all delivery costs to the construction site and any applicable duty (whether or not a duty-free certificate may be issued).
 - (iv) Any Contractor request for a determination submitted after contract award shall explain why the Contractor could not reasonably foresee the need for such determination and could not have requested the determination before contract award. If the Contractor does not submit a satisfactory explanation, the Contracting Officer need not make a determination.
- (2) If the Government determines after contract award that an exception to the Buy American Act applies and the Contracting Officer and the Contractor negotiate adequate consideration, the Contracting Officer will modify the contract to allow use of the foreign construction material. However, when the basis for the exception is the unreasonable price of a domestic construction material, adequate consideration is not less than the differential established in paragraph (b)(4)(i) of this clause.
- (3) Unless the Government determines that an exception to the Buy American Act applies, use of foreign construction material is noncompliant with the Buy American Act.
- (d) *Data.* To permit evaluation of requests under paragraph (c) of this clause based on unreasonable cost, the Contractor shall include the following information and any applicable supporting data based on the survey of suppliers:

Foreign and Domestic Construction Materials Price Comparison			
Construction Material Description	Unit of Measure	Quantity	Price (Dollars) ¹
Item 1:			
Foreign construction material
Domestic construction material
Item 2:			
Foreign construction material
Domestic construction material

¹ Include all delivery costs to the construction site and any applicable duty (whether or not a duty-free entry certificate is issued).

List name, address, telephone number, and contact for suppliers surveyed. Attach copy of response; if oral, attach summary.

Include other applicable supporting information.

I.79 FAR 52.232-12, ADVANCE PAYMENTS (MAY 2001) ALT II (MAY 2001)

- (a) *Requirements for payment.* Advance payments will be made under this contract (1) upon submission of properly certified invoices or vouchers by the Contractor, and approval by the administering office, identified in the Section G Clause entitled Contract Administration, or (2) under a letter of credit. The amount of the invoice or voucher submitted plus all advance payments previously approved shall not exceed the amount specified in the Section B Clause entitled Obligation and Availability of Funds. If a letter of credit is used, the Contractor shall withdraw cash only when needed for disbursements acceptable under this contract and report cash disbursements and balances as required by the administering office. The Contractor shall apply terms similar to this clause to any advance payments to subcontractors.
- (b) *Special account.* Until (1) the Contractor has liquidated all advance payments made under the contract and related interest charges and (2) the administering office has approved in writing the release of any funds due and payable to the Contractor, all advance payments and other payments under this contract shall be made by check payable to the Contractor marked for deposit only in the Contractor's special account with the institution identified in the Section J Attachment entitled, Special Financial Institution Account Agreement. None of the funds in the special account shall be mingled with other funds of the Contractor. Withdrawals from the special account may be made only by check of the Contractor countersigned by the Contracting Officer or a Government countersigning agent designated in writing by the Contracting Officer.
- (c) *Use of funds.* The Contractor shall withdraw funds from the special account only to pay for allowable costs as prescribed by the Section I Clause entitled, Allowable Cost and Payment of this contract. Payment for any other types of expenses shall be approved in writing by the administering office.
- (d) *Repayment to the Government.* At any time, the Contractor may repay all or any part of the funds advanced by the Government. Whenever requested in writing to do so by the administering office, the Contractor shall repay to the Government any part of unliquidated advance payments considered by the administering office to exceed the Contractor's current requirements or the amount specified in paragraph (a) of this clause. If the Contractor fails to repay the amount requested by the administering office, all or any part of the unliquidated advance payments may be withdrawn from the special account by check signed by only the countersigning agent and applied to reduction of the unliquidated advance payments under this contract.
- (e) *Maximum payment.* When the sum of all unliquidated advance payments, unpaid interest charges, and other payments equal the total estimated cost as identified in Section B Clause entitled Contract Cost and Contract Fee (not including fixed-fee, if any) for the work under this contract, the Government shall withhold further payments to the Contractor. Upon completion or termination of the contract, the Government shall deduct from the amount due to the Contractor all unliquidated advance payments and interest charges payable. The Contractor shall pay any deficiency to the Government upon demand. For purposes of this paragraph, the estimated cost shall be considered to be the stated estimated cost, less any subsequent reductions of the estimated cost, plus any increases in the estimated costs that do not, in the

aggregate, exceed 10% of the total amount identified in Section B Clause entitled Contract Cost and Contract Fee. The estimated cost shall include, without limitation, any reimbursable cost (as estimated by the Contracting Officer) incident to a termination for the convenience of the Government. Any payments withheld under this paragraph shall be applied to reduce the unliquidated advance payments. If full liquidation has been made, payments under the contract shall resume.

(f) *Interest.*

- (1) The Contractor shall pay interest to the Government on the daily unliquidated advance payments at the daily rate specified in paragraph (f)(3) of this clause. Interest shall be computed at the end of each calendar month for the actual number of days involved. For the purpose of computing the interest charge, the following shall be observed:
 - (i) Advance payments shall be considered as increasing the unliquidated balance as of the date of the advance payment check.
 - (ii) Repayments by Contractor check shall be considered as decreasing the unliquidated balance as of the date on which the check is received by the Government authority designated by the Contracting Officer.
 - (iii) Liquidations by deductions from payments to the Contractor shall be considered as decreasing the unliquidated balance as of the dates on which the Contractor presents to the Contracting Officer full and accurate data for the preparation of each voucher. Credits resulting from these deductions shall be made upon the approval of the reimbursement vouchers by the Disbursing Officer, based upon the Contracting Officer's certification of the applicable dates.
- (2) Interest charges resulting from the monthly computation shall be deducted from any payments on account of the fixed-fee due to the Contractor. If the accrued interest exceeds the payment due, any excess interest shall be carried forward and deducted from subsequent payments of the contract price or fixed-fee. Interest carried forward shall not be compounded. Interest on advance payments shall cease to accrue upon (i) satisfactory completion or (ii) termination of the contract for the convenience of the Government. The Contractor shall charge interest on advance payments to subcontractors in the manner described above and credit the interest to the Government. Interest need not be charged on advance payments to nonprofit educational or research subcontractors for experimental, developmental, or research work.
- (3) If interest is required under the contract, the Contracting Officer shall determine a daily interest rate based on the higher of (i) the published prime rate of the financial institution (depository) in which the special account is established or (ii) the rate established by the Secretary of the Treasury under Pub. L. 92-41 (50 U.S.C. App. 1215(b)(2)). The Contracting Officer shall revise the daily interest rate during the contract period in keeping with any changes in the cited interest rates.

- (4) If the full amount of interest charged under this paragraph has not been paid by deduction or otherwise upon completion or termination of this contract, the Contractor shall pay the remaining interest to the Government on demand.
- (g) *Financial institution agreement.* Before an advance payment is made under this contract, the Contractor shall transmit to the administering office, in the form prescribed by the administering office, an agreement in triplicate from the financial institution in which the special account is established, clearly setting forth the special character of the account and the responsibilities of the financial institution under the account. The Contractor shall select a financial institution that is a member bank of the Federal Reserve System, an “insured” bank within the meaning of the Federal Deposit Insurance Corporation Act (12 U.S.C. 1811), or a credit union insured by the National Credit Union Administration.
- (h) *Lien on special bank account.* The Government shall have a lien upon any balance in the special account paramount to all other liens. The Government lien shall secure the repayment of any advance payments made under this contract and any related interest charges.
- (i) Lien on property under contract.
- (1) All advance payments under this contract, together with interest charges, shall be secured, when made, by a lien in favor of the Government, paramount to all other liens, on the supplies or other things covered by this contract and on material and other property acquired for or allocated to the performance of this contract, except to the extent that the Government by virtue of any other terms of this contract, or otherwise, shall have valid title to the supplies, materials, or other property as against other creditors of the Contractor.
- (2) The Contractor shall identify, by marking or segregation, all property that is subject to a lien in favor of the Government by virtue of any terms of this contract in such a way as to indicate that it is subject to a lien and that it has been acquired for or allocated to performing this contract. If, for any reason, the supplies, materials, or other property are not identified by marking or segregation, the Government shall be considered to have a lien to the extent of the Government’s interest under this contract on any mass of property with which the supplies, materials, or other property are commingled. The Contractor shall maintain adequate accounting control over the property on its books and records.
- (3) If, at any time during the progress of the work on the contract, it becomes necessary to deliver to a third person any items or materials on which the Government has a lien, the Contractor shall notify the third person of the lien and shall obtain from the third person a receipt in duplicate acknowledging the existence of the lien. The Contractor shall provide a copy of each receipt to the Contracting Officer.
- (4) If, under the termination clause, the Contracting Officer authorizes the Contractor to sell or retain termination inventory, the approval shall constitute a release of the Government’s lien to the extent that—
- (i) The termination inventory is sold or retained; and

- (ii) The sale proceeds or retention credits are applied to reduce any outstanding advance payments.
- (j) Insurance.
 - (1) The Contractor shall maintain with responsible insurance carriers—
 - (i) Insurance on plant and equipment against fire and other hazards, to the extent that similar properties are usually insured by others operating plants and properties of similar character in the same general locality;
 - (ii) Adequate insurance against liability on account of damage to persons or property; and
 - (iii) Adequate insurance under all applicable workers' compensation laws.
 - (2) Until work under this contract has been completed and all advance payments made under the contract have been liquidated, the Contractor shall—
 - (i) Maintain this insurance;
 - (ii) Maintain adequate insurance on any materials, parts, assemblies, subassemblies, supplies, equipment, and other property acquired for or allocable to this contract and subject to the Government lien under paragraph (i) of this clause; and
 - (iii) Furnish any evidence with respect to its insurance that the administering office may require.
- (k) Default.
 - (1) If any of the following events occurs, the Government may, by written notice to the Contractor, withhold further withdrawals from the special account and further payments on this contract:
 - (i) Termination of this contract for a fault of the Contractor.
 - (ii) A finding by the administering office that the Contractor has failed to—
 - (A) Observe any of the conditions of the advance payment terms;
 - (B) Comply with any material term of this contract;
 - (C) Make progress or maintain a financial condition adequate for performance of this contract;
 - (D) Limit inventory allocated to this contract to reasonable requirements; or

- (E) Avoid delinquency in payment of taxes or of the costs of performing this contract in the ordinary course of business.
 - (iii) The appointment of a trustee, receiver, or liquidator for all or a substantial part of the Contractor's property, or the institution of proceedings by or against the Contractor for bankruptcy, reorganization, arrangement, or liquidation.
 - (iv) The service of any writ of attachment, levy of execution, or commencement of garnishment proceedings concerning the special account.
 - (v) The commission of an act of bankruptcy.
- (2) If any of the events described in paragraph (k)(1) of this clause continue for 30 days after the written notice to the Contractor, the Government may take any of the following additional actions:
- (i) Withdraw by checks payable to the Treasurer of the United States, signed only by the countersigning agency, all or any part of the balance in the special account and apply the amounts to reduce outstanding advance payments and any other claims of the Government against the Contractor.
 - (ii) Charge interest, in the manner prescribed in paragraph (f) of this clause, on outstanding advance payments during the period of any event described in paragraph (k)(1) of this clause.
 - (iii) Demand immediate repayment by the Contractor of the unliquidated balance of advance payments.
 - (iv) Take possession of and, with or without advertisement, sell at public or private sale all or any part of the property on which the Government has a lien under this contract and, after deducting any expenses incident to the sale, apply the net proceeds of the sale to reduce the unliquidated balance of advance payments or other Government claims against the Contractor.
- (3) The Government may take any of the actions described in paragraphs (k)(1) and (2) of this clause it considers appropriate at its discretion and without limiting any other rights of the Government.
- (l) *Prohibition against assignment.* Notwithstanding any other terms of this contract, the Contractor shall not assign this contract, any interest therein, or any claim under the contract to any party.

- (m) *Information and access to records.* The Contractor shall furnish to the administering office (1) monthly or at other intervals as required, signed or certified balance sheets and profit and loss statements together with a report on the operation of the special account in the form prescribed by the administering office; and (2) if requested, other information concerning the operation of the Contractor's business. The Contractor shall provide the authorized Government representatives proper facilities for inspection of the Contractor's books, records, and accounts.
- (n) *Other security.* The terms of this contract are considered to provide adequate security to the Government for advance payments; however, if the administering office considers the security inadequate, the Contractor shall furnish additional security satisfactory to the administering office, to the extent that the security is available.
- (o) *Representations.* The Contractor represents the following:
- (1) The balance sheet, the profit and loss statement, and any other supporting financial statements furnished to the administering office fairly reflect the financial condition of the Contractor at the date shown or the period covered, and there has been no subsequent materially adverse change in the financial condition of the Contractor.
 - (2) No litigation or proceedings are presently pending or threatened against the Contractor, except as shown in the financial statements.
 - (3) The Contractor has disclosed all contingent liabilities, except for liability resulting from the renegotiation of defense production contracts, in the financial statements furnished to the administering office.
 - (4) None of the terms in this clause conflict with the authority under which the Contractor is doing business or with the provision of any existing indenture or agreement of the Contractor.
 - (5) The Contractor has the power to enter into this contract and accept advance payments, and has taken all necessary action to authorize the acceptance under the terms of this contract.
 - (6) The assets of the Contractor are not subject to any lien or encumbrance of any character except for current taxes not delinquent, and except as shown in the financial statements furnished by the Contractor. There is no current assignment of claims under any contract affected by these advance payment provisions.
 - (7) All information furnished by the Contractor to the administering office in connection with each request for advance payments is true and correct.
 - (8) These representations shall be continuing and shall be considered to have been repeated by the submission of each invoice for advance payments.
- (p) *Covenants.* To the extent the Government considers it necessary while any advance payments made under this contract remain outstanding, the Contractor, without the prior written consent of the administering office, shall not—

- (1) Mortgage, pledge, or otherwise encumber or allow to be encumbered, any of the assets of the Contractor now owned or subsequently acquired, or permit any preexisting mortgages, liens, or other encumbrances to remain on or attach to any assets of the Contractor which are allocated to performing this contract and with respect to which the Government has a lien under this contract;
- (2) Sell, assign, transfer, or otherwise dispose of accounts receivable, notes, or claims for money due or to become due;
- (3) Declare or pay any dividends, except dividends payable in stock of the corporation, or make any other distribution on account of any shares of its capital stock, or purchase, redeem, or otherwise acquire for value any of its stock, except as required by sinking fund or redemption arrangements reported to the administering office incident to the establishment of these advance payment provisions;
- (4) Sell, convey, or lease all or a substantial part of its assets;
- (5) Acquire for value the stock or other securities of any corporation, municipality, or governmental authority, except direct obligations of the United States;
- (6) Make any advance or loan or incur any liability as guarantor, surety, or accommodation endorser for any party;
- (7) Permit a writ of attachment or any similar process to be issued against its property without getting a release or bonding the property within 30 days after the entry of the writ of attachment or other process;
- (8) Pay any remuneration in any form to its directors, officers, or key employees higher than rates provided in existing agreements of which notice has been given to the administering office; accrue excess remuneration without first obtaining an agreement subordinating it to all claims of the Government; or employ any person at a rate of compensation over the limitations established by FAR 31.205-6 and DEAR 970.3102-05-6 a year;
- (9) Change substantially the management, ownership, or control of the corporation;
- (10) Merge or consolidate with any other firm or corporation, change the type of business, or engage in any transaction outside the ordinary course of the Contractor's business as presently conducted;
- (11) Deposit any of its funds except in a bank or trust company insured by the Federal Deposit Insurance Corporation or a credit union insured by the National Credit Union Administration;
- (12) Create or incur indebtedness for advances, other than advances to be made under the terms of this contract, or for borrowings;
- (13) Make or covenant for capital expenditures exceeding \$0 in total;

- (14) Permit its net current assets, computed in accordance with generally accepted accounting principles, to become less than \$0; or
- (15) Make any payments on account of the obligations listed below, except in the manner and to the extent provided in this contract:

I.113 FAR 52.247-67, SUBMISSION OF COMMERCIAL TRANSPORTATION BILLS TO THE GENERAL SERVICES ADMINISTRATION FOR AUDIT (FEB 2006)

- (a) The Contractor shall submit to the address identified below, for prepayment audit, transportation documents on which the United States will assume freight charges that were paid—
 - (1) By the Contractor under a cost-reimbursement contract; and
 - (2) By a first-tier subcontractor under a cost-reimbursement subcontract thereunder.
- (b) Cost-reimbursement Contractors shall only submit for audit those bills of lading with freight shipment charges exceeding \$100. Bills under \$100 shall be retained on-site by the Contractor and made available for on-site audits. This exception only applies to freight shipment bills and is not intended to apply to bills and invoices for any other transportation services.
- (c) Contractors shall submit the above referenced transportation documents to—

General Services Administration
Attn: FWA
1800 F Street NW
Washington, DC 20405

I.119 FAR 52.252-6, AUTHORIZED DEVIATIONS IN CLAUSES (APR 1984)

- (a) The use in this solicitation or contract of any Federal Acquisition Regulation (48 CFR Chapter 1) clause with an authorized deviation is indicated by the addition of “(DEVIATION)” after the date of the clause.
- (b) The use in this solicitation or contract of any Department of Energy Acquisition Regulation (48 CFR Chapter 9) clause with an authorized deviation is indicated by the addition of “(DEVIATION)” after the name of the regulation.

PART III – LIST OF DOCUMENTS, EXHIBITS, AND OTHER ATTACHMENTS

SECTION J -- LIST OF ATTACHMENTS

TABLE OF CONTENTS

Attachment Number	Title of Attachment	Revision Number	Number of Pages
J.1	ABBREVIATIONS AND ACRONYM LIST	0	7
J.2	REQUIREMENTS SOURCES AND IMPLEMENTING DOCUMENTS	0	8
J.3	HANFORD SITE SERVICES AND INTERFACE REQUIREMENTS MATRIX	0	68
J.4	PERFORMANCE EVALUATION AND MEASUREMENT PLAN (PEMP)	0	9
J.5	PERFORMANCE GUARANTEE AGREEMENT	0	5
J.6	SMALL BUSINESS SUBCONTRACTING PLAN	0	14
J.7	SMALL DISADVANTAGED BUSINESS PARTICIPATION PROGRAM TARGETS	0	3
J.8	ADVANCE UNDERSTANDING OF COSTS	N/A	1
J.9	SPECIAL FINANCIAL INSTITUTION ACCOUNT AGREEMENT	N/A	5
J.10	WAGE DETERMINATIONS – SERVICE CONTRACT ACT (SCA) AND DAVIS-BACON ACT	0	37
J.11	SUPPLEMENTAL WORK DESCRIPTION TABLES	0	22
J.12	GOVERNMENT-FURNISHED SERVICES AND INFORMATION (GFS/I)	0	1
J.13	HANFORD SITE STRUCTURES LIST	0	66
J.14	HANFORD WASTE SITE ASSIGNMENT LIST	0	132

ATTACHMENT J.1

ABBREVIATIONS AND ACRONYM LIST

%	Percent
3013	DOE-STD-3013-2004
AA	Authorization Agreements
ACO	Administrative Contracting Officer
ADR	Alternative Dispute Resolution
ACREM	Accountable Classified Removable Electronic Media
AEA	Atomic Energy Act of 1954
ANSI	American National Standards Institute
APGEMS	Air Pollutant Graphical Environmental Modeling System
AR	Administrative Record
BCSO	Benton County Sheriff's Office
Ben-Val	Employee Benefits Value Study
BRC	Budget and reporting classification
BPA	Bonneville Power Administration
CAGE	Commercial and government entity (code)
CAIS	Condition Assessment Information System
CAS	Cost Accounting Standards
CAS	Condition Assessment Surveys
CBDPP	Chronic Beryllium Disease Prevention Program
CCC	Core Component Container
CCP	Central Characterization Project
CCP	Core Component Pot
CCR	Central Contractor Registration
CD	Critical Decision
CDMF	Cask Decontamination and Maintenance Facility
CERCLA	<i>Comprehensive Environmental Response, Compensation, and Liability Act of 1980</i>
CFR	Code of Federal Regulations
CH	Contact handled
CI	Counterintelligence
CLIN	Contract Line Item Number
CLUP	<i>Comprehensive Land Use Plan</i>
CMPC	Classified Matter Protection and Control
CO	Contracting Officer
COMSEC	Communications Security
COR	Contracting Officer's Representative
CPOF	Conditional Payment of Fee
CRC	Contractor Response Coordinator
CRD	Contractor Requirements Document
CSB	Canister Storage Building

CSPP	Cyber Security Program Plan
CVDF	Cold Vacuum Drying Facility
CWC	Central Waste Complex
CX	Site-wide Categorical Exclusions
D&B	Dun and Bradstreet
D&D	Decontamination and decommissioning
D4	Deactivation, decontamination, decommissioning, and demolition
DART	Days away, restricted, or transferred
DB	Defined benefit
DBT	Design Basis Threat
DC	Defined contribution
DBVS	Demonstration Bulk Vitrification System
DEAR	U.S. Department of Energy Acquisition Regulation
DNFSB	Defense Nuclear Facilities Safety Board
DOE	U.S. Department of Energy
DOECAP	Department of Energy Consolidated Audit Program
DOE-OECM	U.S. Department of Energy Office of Engineering and Construction Management
DOE-ORP	U.S. Department of Energy Office of River Protection
DOE-RL	U.S. Department of Energy Richland Operations Office
DOH	State of Washington Department of Health
DOL	U.S. Department of Labor
DOT	U.S. Department of Transportation
DSA	Documented Safety Analysis
DST	Double-Shell Tank
DUNS	Data Universal Numbering System
EA	Environmental Assessments
Ecology	State of Washington Department of Ecology
EDDPro	Electronic Data Deliverable Processor
EE/CA	Engineering Evaluation/Cost Analysis
EEOICPA	Energy Employees Occupational Illness Compensation Program Act
EIA	Electronic Industries Alliance
EIS	Environmental Impact Statement
EMS	Environmental Management System
EOC	Emergency Operations Center
EP	Emergency Preparedness
EPEAT	Electronic Product Environmental Acquisition Tool
ERDF	Environmental Restoration and Disposal Facility
ESAAB	Energy Systems Acquisition Advisory Board
ESH&Q	Environment, Safety, Health and Quality
ESPC	Energy Savings Performance Contract
eSRS	Electronic Subcontract Reporting System
ESS	Electronic Submission System
ETF	Effluent Treatment Facility
EVMS	Earned Value Management System

FAR	Federal Acquisition Regulation
FAS	Financial Accounting Standard
FCPA	Federal Compensation Program Act
FFTF	Fast Flux Test Facility
FNVA	Unclassified Foreign National Visits and Assignments
FOCI	Foreign Ownership, Control, or Influence
FOIA	Freedom of Information Act
FRC	Federal Records Center
FTE	Full Time Equivalent Employee
FY	Fiscal year
G&A	General and administrative
GAO	Government Accountability Office
GFS/I	Government-Furnished Services and Information
GPO	Government Printing Office
GSA	General Services Administration
HAB	Hanford Advisory Board
HAMMER	Hazardous Materials Management and Emergency Response (Facility)
HASQARD	Hanford Analytical Services Quality Assurance Requirements Document
HEIS	Hanford Environmental Information System
HEO	Hanford Environmental Oversight
HEWT	Hanford Employee Welfare Trust
HGET	Hanford General Employee Training
HGIS	Hanford Geographical Information System
HGSC	Hanford Geospatial Clearinghouse
HLAN	Hanford Local Area Network
HLW	High Level Waste
HRP	Human Reliability Program
HSGS	Head Space Gas Sampling
HSPP	Hanford Site Pension Plan
HSSA	Hanford Site Stabilization Agreement
HSSP	Hanford Site Savings Plan
HSSWAC	Hanford Site Solid Waste Acceptance Criteria
HTWOS	Hanford Tank Waste Operation Simulator (model)
HUBZone	historically underutilized business zone
HUFP	Hanford Un-irradiated Fuel Package
HWIS	Hanford Well Information System
IAEA	International Atomic Energy Agency
IAMIT	Inter-Agency Management Integration Team
IBR	Initial Baseline Review
ICD	Interface Control Document
ICV	In-Container Vitrification
IDF	Integrated Disposal Facility
IDMS	Integrated Document Management System
IEEE	Institute of Electrical and Electronics Engineers

IHLW	Immobilized High Level Waste
IHX	Intermediate heat exchangers
IIPS	Industry Interactive Procurement System
ILAW	Immobilized Low Activity Waste
IPT	Integrated Project Team
IR/CM	Information Resources/Content (Records) Management
IRC	Internal Revenue Code
IRM	Information Resources Management
ISA	Interim Storage Area
ISAP	Infrastructure and Services Alignment Plan
ISM	Integrated Safety Management
ISMS	Integrated Safety Management System
ISO	International Organization for Standardization
ISOM	Information Systems Security Operations Manager
ISS	Interim safe storage
IT	Information Technology
JIC	Joint Information Center
L&I	Washington State Department of Labor and Industries
LAW	Low Activity Waste
LDR	Land Disposal Restrictions
LERF	Liquid Effluent Retention Facility
LLBG	Low Level Burial Ground
LLC	Limited Liability Company
LLW	Low-level Waste
LTS	Long-Term Stewardship
M	Manual
m ³	Cubic meter
Matrix	Hanford Site Services and Interface Requirements Matrix
MBA	Material Balance Area
MC&A	Materials Control and Accountability
MDSA	Master Documented Safety Analysis
MEWA	Multiple Employer Welfare Arrangement
MHTS	Main Heat Transport System
MLLW	Mixed low-level waste
MOA	Memorandum of Agreement
MOU	Memorandum of Understanding
MS	Microsoft®
MSC	Mission Support Contract
N	Notice
NAICS	North American Industry Classification System
NaK	Sodium-potassium
NARA	National Archives and Records Administration
NARA	National Air Resources Act
NDA	Nondestructive Assay

NDE	Nondestructive Examination
NEPA	National Environmental Policy Act of 1969
NIST	National Institute for Standards and Technology
NMMSS	Nuclear Materials Management and Safeguards System
NMR	Nuclear Material Representative
NNSA	U.S. Department of Energy National Nuclear Security Administration
NOAV	Notice of Alleged Violation
NOC	Notices of Concern
NOC	Notice of Correction
NOF	Notice of Fine
NOP	Notice of Penalty
NOV	Notices of Violation
NRDWL	Non-Radioactive Dangerous Waste Landfill
O	Order
O&M	Operations and Maintenance
OCI	Organizational Conflict of Interest
OIC	Office of Inspector General
OMB	Office of Management and Budget (OMB)
ONC	Occurrence Notification Center
OPSEC	Operations Security
ORCA	Online Representations and Certifications Application
OSHA	Occupational Safety and Health Administration
OU	Operable Units
OUO	Official Use Only
P2	Pollution Prevention/Waste Minimization
PA	Performance Assessments
PAAA	Price Anderson Amendment Act
PAPP	Performance Assurance Program Plan
PBI	Performance-Based Incentive
PBS	Project baseline summary
PC	Personal Computer
PCB	Polychlorinated Biphenyl
PCSP	Program Cyber Security Plan
PDA	Personal Data Assistant
PDF	Portable Document Format
PEMP	Performance Evaluation Measurement Plan
PEP	Project Execution Plan
PFP	Plutonium Finishing Plant
PHMC	Project Hanford Management Contract
PMB	Performance Measurement Baseline
PNNL	Pacific Northwest National Laboratory
PNOV	Preliminary Notice of Violation
PNSO	Pacific Northwest Site Office
POSP	Parent Organization Support Plan

PRB	Post-Retirement Benefits
PRC	Plateau Remediation Contract
PSP	Program Security Plan
Pu	Plutonium
QA	Quality Assurance
QMAP	Hanford Map Portal
R/hr	Roentgen per hour
RAP	Radiological Assistance Program
RCCC	River Corridor Closure Contract
RCRA	<i>Resource Conservation and Recovery Act of 1976</i>
RCW	State of Washington Revised Code
RD/RAWP	Remedial Design/Remedial Action Work Plan
REA	Request for equitable adjustment
RH	Remote handled
RIDS	Records Inventory and Disposition Schedule
RMP	Resource Management Plan
RPP	River Protection Project
RSR	Residual Sodium Removal
RSS	Radiological Site Services
RTR	Real Time Radiography
S&M	Surveillance and Maintenance
SALDS	State Approved Land Disposal Site
SAMS	Sunflower Asset Management System
SAP	Special Access Program
SAS	Safeguards and Security
SB	Small Business
SBA	Small Business Administration
SCI	Sensitive Compartmented Information
SCSP	Site CI Support Plan
SDB	Small disadvantaged business
SDM	Sample and Data Management
SDT	Sample Data Tracking (System)
SEB	Source evaluation board
SECON	Security Conditions
SES	Security and Emergency Services
SF	Standard Form
SNF	Spent nuclear fuel
SNM	Special Nuclear Material
SOW	Statement of Work
SPO	Security Police Officer
SRE	Sodium reactor experiment
SSC	Structure, systems, and components
SSP	Site Security Plan
SST	Single-Shell Tank

STARS	Standard Accounting and Reporting System
SWB	Solid Waste Box
SWIFT	Solid Waste Integrated Forecast Technical
SWITS	Solid Waste Information Tracking System
TARC	Tri-Cities Asset Reinvestment Company
TC & WM EIS	Tank Closure and Waste Management Environmental Impact Statement
TEDF	Treated Effluent Disposal Facility
TFC	Tank Farm Management Contract
TID	Tamper Indicating Device
TIM	Training Implementation Matrices Program
TLD	Thermo Luminescent Dosimeters
TOC	Tank Operations Contract
TPA	Tri-Party Agreement or <i>Hanford Federal Facility Agreement and Consent Order</i>
TRC	Total Recordable Case
TRU	Transuranic (waste)
TRUM	Transuranic Mixed (waste)
TRUPACT	Transuranic package transporter
TRUPACT-II	Transuranic Package Transporter Model 2
TSD	Treatment, Storage, or Disposal Units
TSR	Technical Safety Requirements
UCNI	Unclassified Controlled Nuclear Material
USC	United States Code
USFWS	U.S. Fish and Wildlife Service
USQ	Unreviewed Safety Question
VA	Vulnerability Assessment
VPP	Voluntary Protection Program
VTC	Video Teleconferencing
WBS	Work Breakdown Structure
WESF	Waste Encapsulation and Storage Facility
WFIS	Workforce Information System
WIDS	Waste Information Data System
WIPP	Waste Isolation Pilot Plant
WMA	Waste Management Area
WMA	Well Maintenance Application
WRAP	Waste Receiving and Processing Facility
WSAP	Workplace Substance Abuse Program
WSCF	Waste Sampling and Characterization Facility
WTP	Waste Treatment and Immobilization Plant

ATTACHMENT J.2

REQUIREMENT SOURCES AND IMPLEMENTING DOCUMENTS

The following lists are provided in accordance with the Section I Clause entitled, *DEAR 970.5204-2, Laws, Regulations, and DOE Directives*.

LIST A: APPLICABLE FEDERAL, STATE, AND LOCAL REGULATIONS

Table J.2.1 Code of Federal Regulations (CFR)

Document Number	Title
10 CFR 63	Disposal of High-Level Radioactive Wastes in a Geologic Repository at Yucca Mountain, Nevada
10 CFR 71	Packaging And Transportation Of Radioactive Material
10 CFR 73	Physical Protection Of Plants And Materials
10 CFR 436	Federal Energy Management And Planning Programs
10 CFR 707	Workplace Substance Abuse Programs At DOE Sites
10 CFR 708	DOE Contractor Employee Protection Program
10 CFR 710	Criteria And Procedures For Determining Eligibility For Access To Classified Matter Or Special Nuclear Material
10 CFR 712	Human Reliability Program
10 CFR 719	Contractor Legal Management Requirements
10 CFR 820	Procedural Rules For DOE Nuclear Activities
10 CFR 830	Nuclear Safety Management
10 CFR 824	Procedural Rules for the Assessment of Civil Penalties for Classified Information Security Violations
10 CFR 835	Occupational Radiation Protection
10 CFR 850	Chronic Beryllium Disease Prevention Program
10 CFR 851	Worker Safety and Health Program
10 CFR 1021	National Environmental Policy Act Implementing Procedures
10 CFR 1022	Compliance with Floodplain and Wetland Environmental Review Requirements
29 CFR 1904	Recording And Reporting Occupational Injuries And Illnesses
29 CFR 1910	Occupational Safety And Health Standards
29 CFR 1926	Safety And Health Regulations For Construction
36 CFR 60	National Register of Historic Places
36 CFR 79	Curation of Federally Owned and Administered Archeological Collections
36 CFR 1220	Federal Records, General
36 CFR 1222	Creation And Maintenance Of Federal Records
36 CFR 1228	Disposition Of Federal Records
36 CFR 1232	Audiovisual Records Management

Document Number	Title
36 CFR 1234	Electronic Records Management
36 CFR 1236	Management of Vital Records
40 CFR 60.150	Standards Of Performance For New Stationary Sources
40 CFR 61	National Emission Standards for Hazardous Air Pollutants
40 CFR 82	Protection of Stratospheric Ozone
40 CFR 122	EPA Administered Permit Programs: The National Pollutant Discharge Elimination System
40 CFR 194.22	Criteria for the Certification and Re-Certification of the Waste Isolation Pilot Plant's Compliance With the 40 CFR Part 191 Disposal Regulations, Quality Assurance
40 CFR 261	Identification and Listing of Hazardous Waste
40 CFR 262	Standards Applicable To Generators Of Hazardous Waste
40 CFR 264	Standards For Owners And Operators Of Hazardous Waste Treatment, Storage, And Disposal Facilities
40 CFR 265	Interim Status Standards For Owners And Operators Of Hazardous Waste Treatment, Storage, And Disposal Facilities
40 CFR 268	Land Disposal Restrictions
40 CFR 300-372	Comprehensive Environmental Response, Compensation, and Liability Act
40 CFR 302	Designation, Reportable Quantities, and Notification
40 CFR 355	Emergency Planning And Notification
40 CFR 370	Hazardous Chemical Reporting: Community Right-To-Know
40 CFR 372	Toxic Chemical Release Reporting: Community Right-To-Know
40 CFR 761	Polychlorinated Biphenyls (PCBs) Manufacturing, Processing, Distribution in Commerce, and use Prohibitions
40 CFR 763	Asbestos
41 CFR 101	Federal Property Management Regulations
41 CFR 102	Federal Management Regulations
49 CFR 40	Procedures For Transportation Workplace Drug Testing Programs
49 CFR 130	Oil Spill Prevention and Response Plans
49 CFR 107	Hazardous Materials Program Procedures
49 CFR 171	General Information, Regulations, and Definitions
49 CFR 172	Hazardous Materials Table, Special Provisions, Hazardous Materials Communications, Emergency Response Information and Training Requirements
49 CFR 173	Shippers -- General Requirements for Shipments and Packagings
49 CFR 174	Carriage By Rail
49 CFR 177	Carriage by Public Highway.
49 CFR 178	Specifications For Packagings
49 CFR 179	Specifications For Tank Cars
49 CFR 180	Continuing Qualification And Maintenance Of Packagings
49 CFR 383	Commercial Driver's License Standards, Requirements and Penalties
49 CFR 385	Safety Fitness Procedures

Document Number	Title
49 CFR 387	Minimum Levels Of Financial Responsibility For Motor Carriers
49 CFR 390	Federal Motor Carrier Safety Regulations: General
49 CFR 391	Qualifications of Drivers
49 CFR 392	Driving of Commercial Motor Vehicles
49 CFR 393	Parts and Accessories Necessary for Safe Operations
49 CFR 395	Hours Of Service Of Drivers
49 CFR 396	Inspection, Repair and Maintenance
49 CFR 397	Transportation of Hazardous Materials, Driving and Parking Rules

Table J.2.2 U.S. Code (USC)

Document Number	Title
5 USC Chapter 57	Travel, Transportation, and Subsistence
5 USC 552	Public Information; Agency Rules, Opinions, Orders, Records, and Proceedings
5 USC 552A	Records Maintained on Individuals
16 USC 470	Archeological Resources Protection Act
17 USC 506	Copyright Infringement and Remedies, Criminal Offences
18 USC 1913	Lobbying with Appropriated Moneys
18 USC 2319	Stolen Property, Criminal Infringement of a Copyright
25 USC 3001	Native American Grave Protection and Repatriation Act
33 USC 1251-1376	Clean Water Act
42 USC 2011-2259	Atomic Energy Act of 1954, as amended
42 USC 6962	Resource Conservation And Recovery Act (RCRA) Of 1976
42 USC 7256(c)	Leasing of Excess Department of Energy Property / Hall Amendment to National Defense Authorization Act of 1994
42 USC 7401	Clean Air Act
42 USC 13101	Findings & Policy
42 USC 13106	Source Reduction & Recycling Data Collection
42 USC 15801	Energy Policy Act of 2005
43 USC 1701	Federal Land Policy And Management Act Of 1976
44 USC 3101	Records Management by Agency Heads; General Duties
44 USC 3103	Transfer Of Records To Records Center
44 USC 3105	Safeguards
44 USC 3309	Preservations of Claims of Government Until Settled in General Accounting Office; Disposal Authorized Upon Written Approval of Comptroller General
44 USC 3312	Photographs or Microphotographs of Records Considered as Originals; Certified Reproductions Admissible in Evidence
44 USC 3506	Federal Agency Responsibilities

Table J.2.3 Executive Orders

Document Number	Title
Executive Order 11514	Protection and Enhancement of Environmental Quality
Executive Order 11988	Floodplain Management
Executive Order 11990	Protection of Wetlands
Executive Order 12088	Federal Compliance with Pollution Control Standards
Executive Order 12580	Superfund Implementation
Executive Order 12856	Federal Compliance with Right-to-Know Laws and Pollution Prevention Requirements
Executive Order 12898	Federal Actions to Address Environmental Justice in Minority Populations and Low-Income Populations
Executive Order 13007	Indian Sacred Sites
Executive Order 13016	Amendment to Executive Order 12580
Executive Order 13045	Protection of Children from Environmental Health Risks and Safety Risks
Executive Order 13112	Invasive Species
Executive Order 13186	Responsibilities of Federal Agencies to Protection Migratory Birds
Executive Order 13212	Actions to Expedite Energy-Related Projects
Executive Order 13221	Energy Efficient Standby Power Devices
Executive Order 13327	Federal Real Property Asset Management
Executive order 13423	Strengthening Federal Environmental, Energy, and Transportation Management

Table J.2.4 Office of Management and Budget Circulars (OMB)

Document Number	Title
OMB Circular A-130	Management of Federal Information Resources

Table J.2.5 Washington Administrative Code (WAC)

Document Number	Title
WAC 46-48	Transportation Of Hazardous Materials
WAC 173-200	Water Quality Standards for Ground Waters of the State of Washington
WAC 173-216	State Waste Discharge Permit Program
WAC 173-218	Underground Injection Control Program
WAC 173-240	Submission of Plans and Reports for Construction of Wastewater Facilities
WAC 173-303	Dangerous Waste Regulations
WAC 173-304	Minimum Function Standards for Solid Waste Handling
WAC 173-340	Model Toxics Control Act -- Cleanup
WAC 173-360	Underground Storage Tank Regulations
WAC 173-400	General Regulations For Air Pollution Sources
WAC 173-401	Operating Permit Regulation

Document Number	Title
WAC 173-460	Controls for New Sources of Toxic Air Pollutants
WAC 173-480	Ambient Air Quality Standards and Emission Limits for Radionuclide
WAC 197-11	SEPA Rules
WAC 246-247	Radiation Protection -- Air Emissions
WAC 246-272	On-Site Sewage Systems
WAC 246-273	On-Site Sewage System Additives
WAC 246-290	Public Water Supplies
WAC 246-291	Group B Public Water Systems
WAC 246-292	Water Works Operator Certification Regulations
WAC 296-17	Washington Workers' Compensation Insurance
WAC 296- 65	Asbestos Removal and Encapsulation
WAC 446-65	WAC Commercial Motor Vehicle Regulations
WAC 470-12	Transporting Rules

Table J.2.6 Permits

Document Number	Title
AOP 00-05-006	Hanford Site Air Operating Permit
WAR05A57	National Pollutant Discharge Elimination System Storm Water Multi-Sector Permit
WA-002591-7	National Pollutant Discharge Elimination System Permit for the 300 Area TEDF
WA780008967	Hanford Facility Resource Conservation and Recovery Act (RCRA) Permit

Table J.2.7 Local Laws and Regulations

Document Number	Title
BCAA Regulation	County Air Pollution Control Authority

LIST B: APPLICABLE DOE DIRECTIVES

Table J.2.8 Directives, Regulations, Policies, and Standards

Document Number	Title
DOE O 110.3	Conference Management
DOE O 130.1	Budget Formulation Process
DOE M 140.1-1B	Interface with the Defense Nuclear Facilities Safety Board
DOE O 142.1	Classified Visits Involving Foreign Nationals
DOE O 142.2A	Voluntary Offer Safeguards Agreement and Additional Protocol with the International Atomic Energy Agency
DOE O 142.3	Unclassified Foreign Visits and Assignments Program
DOE N 144.1	Change to DOE Order 1230.2
DOE O 151.1C	Comprehensive Emergency Management System
DOE O 153.2	Connectivity to National Atmospheric Release Advisory Center (NARAC)
DOE O 205.1A	DOE Cyber Security Management
DOE M 205.1-1	Incident Prevention, Warning, and Response (IPWAR) Manual
DOE M 205.1-2	Clearing, Sanitization, and Destruction of Information System Storage Media, Memory Devices and Related Hardware Manual (S/RID)
DOE M 205.1-4	National Security System Manual
DOE N 206.3	Personal Identity Verification
DOE O 210.2	DOE Corporate Operating Experience Program
DOE O 221.1	Reporting Fraud, Waste, and Abuse to the Office of Inspector General
DOE O 221.2	Cooperation With the Office of the Inspector General
DOE O 225.1A	Accident Investigations
DOE O 226.1	DOE Oversight Policy
DOE G 231.1-1	Occurrence Reporting and Performance Analysis Guide
DOE M 231.1-1A, Chg2	Environment, Safety, and Health Reporting Manual
DOE O 231.1A Chg 1	Environment, Safety and Health Reporting
DOE M 231.1-2	Occurrence Reporting and Processing of Operations Information
DOE O 241.1A, Chg 1	Scientific and Technical Information Management
DOE O 251.1B	Departmental Directives Program
DOE M 251.1-1B	Departmental Directives Program Manual
DOE O 252.1	Technical Standards Program
DOE O 350.1, Chg 1	Contractor Human Resource Management Program
DOE O 413.1A	Management Control Program
DOE M 413.3-1	Project Management for the Acquisition of Capital Assets
DOE O 413.3A	Program and Project Management for the Acquisition of Capital Assets
DOE O 414.1C	Quality Assurance
DOE O 420.1B	Facility Safety
DOE O 425.1C	Startup and Restart of Nuclear Facilities

Document Number	Title
DOE O 430.1B	Real Property Asset Management
DOE O 430.2A	Departmental Energy and Utilities Management
DOE O 433.1A	Maintenance Management Program for DOE Nuclear Facilities
DOE M 435.1-1 Chg 1	Radioactive Waste Management Manual
DOE O 435.1, Chg 1	Radioactive Waste Management
DOE M 440.1-1A	DOE Explosives Safety Manual
DOE O 440.1B	Worker Protection Management for DOE Federal and Contractor Employees
DOE M 442.1-1	Differing Professional Opinions Manual for Technical Issues Involving Environment, Safety, and Health
DOE O 442.1A	DOE Employee Concerns Program
DOE O 450.1 Chg 3	Environmental Protection Program
DOE M 450.4-1	Integrated Safety Management System Manual
DOE G 450.4-1B Vol 1	Integrated Safety Management System Guide (Volume 1) for use with Safety Management System Policies (DOE P 450.4, DOE P 450.5, and DOE P 450.6); The Functions, Responsibilities, and Authorities Manual; and the DOE Acquisition Regulation
DOE O 451.1B Chg 1	National Environmental Policy Act Compliance Program
DOE N 451.1	Change to DOE Order 451.1B
DOE O 460.1B	Packaging and Transportation Safety
DOE O 460.2A	Departmental Materials Transportation & Packaging Management
DOE M 460.2-1	Radioactive Material Transportation Practices Manual
DOE O 461.1A	Packaging and Transfer or Transportation of Materials of National Security Interest
DOE M 461.1-1 Chg 1	Packaging and Transfer of Materials of National Security Interest Manual
DOE O 470.2B	Independent Oversight and Performance Assurance Program
DOE O 470.3A	Design Basis Threat Policy
DOE O 470.4A	Safeguards and Security Program
DOE M 470.4-1, Chg 1	Safeguards and Security Program Planning and Management
DOE M 470.4-2, Chg 1	Physical Protection
DOE M 470.4-4	Information Security
DOE M 470.4-5	Personnel Security
DOE M 470.4-6, Chg 1	Nuclear Material Control and Accountability
DOE O 471.1A	Identification and Protection of Unclassified Controlled Nuclear Information
DOE O 471.3	Identifying and Protecting Official Use Only Information
DOE M 471.3-1	Manual for Identifying and Protecting Official Use Only Information
DOE O 475.1	Counterintelligence Program
DOE M 475.1-1A	Identifying Classified Information
DOE O 522.1	Pricing of Departmental Materials and Services
DOE O 534.1B	Accounting
DOE O 551.1B	Official Foreign Travel

Document Number	Title
DOE O 580.1	DOE Personal Property Management Program
DOE O 1230.2	American Indian Tribal Government Policy
DOE O 1340.1B	Management of Public Communications Publications and Scientific, Technical and Engineering Publications
DOE O 1450.4	Consensual Listening-In To or Recording Telephone/Radio Conversations
DOE O 3792.3	Drug-Free Federal Workplace Testing Implementation Program
DOE O 5400.5 Chg 2	Radiation Protection of the Public and the Environment
DOE O 5480.19 Chg 2	Conduct of Operations Requirements for DOE Facilities
DOE O 5480.20A, Chg 1	Personnel Selection, Qualification, and Training Requirements for DOE Nuclear Facilities
DOE O 5530.3, Chg 1	Radiological Assistance Program
DOE O 5610.2, Chg 1	Control of Weapon Data
DOE O 5660.1B, Chg 1	Management of Nuclear Materials

Table J.2.9 DOE-RL/ORP Implementing Documents

Document Number	Title
ASME NQA-1-2004	Quality Assurance Requirements for Nuclear Facility Applications
DOE-0223	RL Emergency Implementing Procedures
DOE/CBFO-94-1012	DOE Carlsbad Field Office, Quality Assurance Program Description, Revision 8, (for WIPP-related activities)
DOE/RL-2001-0036, Rev 1	Hanford Site Wide Transportation Safety Document
DOE/RL-2002-12	Hanford Radiological Health and Safety Document
DOE/RL-89-10	Hanford Federal Facility Agreement and Consent Order (Tri-Party Agreement)
DOE/RL-92-36	Hanford Site Hoisting and Rigging Manual
DOE/RL-94-02	Hanford Emergency Management Plan
DOE/RL-96-68, Rev 3	Hanford Analytical Services QA Requirements Document
DOE/RW-0333P, Rev 18	DOE Office of Civilian Radioactive Waste Management, Quality Assurance Requirements and Descriptions
DOE/RW-0351, Rev 4	Waste Acceptance System Requirements Document (WASRD)
DOE/RW-0511, Rev 2	Integrated Interface Control Document (ICD), Vol I, US DOE SNF & HLW to the Monitored Geologic Repository
EM Policy Letter, July 10, 2006	Policies for Environmental Management Operating Project Performance Baselines, Contingency and Federal Risk Management Plans, and Configuration Control
ORP M 420.1-1	ORP Fire Protection Program
ORP M 420.2C	Facility Representative Program
SCSP, July 5 2005	Site Counterintelligence Support Plan
SEN-22-90	DOE Policy and Signatures of RCRA Permit Applications
SEN-35-91	Nuclear Safety Policy

ATTACHMENT J.3

HANFORD SITE SERVICES AND INTERFACE REQUIREMENTS MATRIX

Services listed in the *Hanford Site Services and Interface Requirements Matrix* (Matrix) shall be performed in accordance with the Section H Clause entitled, *Hanford Site Services and Interface Requirements Matrix*.

Legend for Matrix – The Legend for the primary Matrix users/providers is as follows:

MSC	Mission Support Contract(or)
PRC	Plateau Remediation Contract(or)
TOC	Tank Operations Contract(or)
WTP	Waste Treatment and Immobilization Plant (contractor)
RCCC	River Corridor Closure Contract(or)
Other Site Users	Examples include: AdvanceMed Hanford (AMH), Analytical Services Production Contractor (ASPC), Del Sol, Johnson Controls, Pacific Northwest National Laboratory (PNNL) [activities located on the Hanford Site], Metal Benders, Tri-City & Olympia Rail, Unitech Services Group, Westech, DOE, etc.

Types of Interfaces –

1. Information (I): knowledge (data, facts, etc) gathered or supplied
2. Physical (P): systems in tangible contact (i.e., 'pipe-to-pipe'), or a physical exchange of product or materials
3. Service (S): provision of work for another contractor

MSC SERVICES AND INTERFACE ACTIVITIES									
MSC General Requirements									
Type of Interface	Activity (Interface)	MSC	PRC	TOC	WTP	RCCC	Other Site Users	Requirements	Cost Allocations
I	Infrastructure and Services Alignment Plan (ISAP), and the Annual Forecast of Services and Infrastructure (including the <i>Hanford Site Services and Interface Requirements Matrix</i>)	Receive input from Site contractors	Deliver input to MSC	Deliver input to MSC	Deliver input to MSC	Deliver input to MSC	Deliver input to MSC		MSC bears the cost burden of program administration; Hanford Site contractors/users bear internal implementation costs
		<p>ISAP is the strategic plan for right-sizing the infrastructure to support the future Hanford Site mission and the <i>Annual Forecast of Services and Infrastructure</i> is a projection of needed utilities, services, and infrastructure from other Hanford Site contractors.</p> <ul style="list-style-type: none"> • MSC shall develop, maintain and update an ISAP and the <i>Annual Forecast of Services and Infrastructure</i>, which includes the costs for services. Proposed changes in service providers shall include a justification, and a plan forward, • MSC shall solicit input from Hanford Site contractors/users for the ISAP and the <i>Annual Forecast of Services and Infrastructure</i>, including projection of need for services and proposed performance metrics/controlling agreements for the service provider. • DOE will evaluate contractor/user input prior to approval. The plan will be approved by DOE 							
Type of Interface	Activity (Interface)	MSC	PRC	TOC	WTP	RCCC	Other Site Users	Requirements	Cost Allocations
I	Hanford Site Interface Management Plan	Receive input from Site contractors	Deliver input to MSC	Deliver input to MSC	Deliver input to MSC	Deliver input to MSC	Deliver input to MSC		MSC bears the cost burden of program administration; Hanford Site contractors bear internal implementation costs
		<p><i>Hanford Site Interface Management Plan</i> is the controlling agreements that ensure effective control of technical, administrative, and regulatory interfaces.</p> <ul style="list-style-type: none"> • MSC shall develop and maintain the <i>Hanford Site Interface Management Plan</i> • MSC shall collaborate with the Hanford Site contractors/users on the <i>Hanford Site Interface Management Plan</i>. • PRC, TOC, and MSC shall sign the <i>Hanford Site Interface Management Plan</i>. 							

Safety, Security and Environment									
Type of Interface	Activity (Service - Mandatory)	MSC (Service Provider)	PRC	TOC	WTP	RCCC	Other Site Users	Requirements	Cost Allocations
I/S	Protective Forces	Provide service to Site contractors	Receive service from and provide input to MSC	Receive service from and provide input to MSC	N/A	Receive service from and provide input to MSC	Receive service from and provide input to MSC (Optional for PNNL off Hanford Site)	Atomic Energy Act of 1954, as amended CRD M 470.4-1, <i>Safeguards & Security Program Planning and Management</i> CRD M 470.4-3, <i>Protective Force</i>	Funded through MSC; provided at no cost to Hanford Site contractors.
Protective Forces provides security for facilities possessing critical Safeguards and Security interests (e.g., special nuclear material). Coverage is provided 24/7 via the Hanford Patrol. <ul style="list-style-type: none"> • MSC shall provide Protective Force operations. • Hanford Site contractors shall provide facility, operational, and system configuration changes that may affect Protective Force operations. 									

Type of Interface	Activity (Service – Mandatory)	MSC (Service Provider)	PRC	TOC	WTP	RCCC	Other Site Users	Requirements	Cost Allocations
I/S	Physical Security (PSS) Systems (Nuclear Material, Special Nuclear Material, and Classified Matter)	Provide service to Site contractors	Receive service from and provide input to MSC	Receive service from and provide input to MSC	N/A	Receive service from and provide input to MSC	Receive service from and provide input to MSC (Optional for PNNL for property & materials off Hanford Site)	Atomic Energy Act of 1954, as amended CRD M 470.4-2, <i>Physical Protection</i> CRD O 470.3A, <i>Design Basis Threat Policy</i>	Funded through MSC; provided at no cost to Hanford Site contractors with the exception of physical security upgrades within the facility – these may be shared costs between the MSC and the Hanford Site contractor that has responsibility for the facility.
<p>Physical Security under this activity is for accountable quantities of nuclear and classified materials, including performance testing, intrusion detection, entry/access control, explosive detection, locksmith services, and engineering and maintenance of the physical security and access control systems.</p> <ul style="list-style-type: none"> • MSC shall provide Security Representatives for facilities or groups of facilities where there are important safeguards and security (SAS) assets. • MSC shall develop, or assist in the development of facility asset protection requirements and conduct annual reviews of Asset Protection Agreements. • MSC shall design security system upgrades for existing facilities with changing requirements and design security systems for new facilities. • MSC shall provide locksmith support for installation, replacement, and maintenance of locks, keys, and access control systems for the protections of Government property and nuclear materials, including special nuclear materials, classified matter, etc. • Hanford Site contractors shall provide the MSC information about SAS arrangements and/or changes prior to new operations commencing, or changing operations or configurations that might alter the performance of existing SAS systems; support the MSC in the development of or update of facility <i>Asset Protection Agreements</i>, and requesting locksmith services. 									

Type of Interface	Activity (Service - Mandatory)	MSC (Service Provider)	PRC	TOC	WTP	RCCC	Other Site Users	Requirements	Cost Allocations
I/S	Physical Security Systems (Government Property)	Provide service to Site contractors	Receive service from and provide input to MSC	Receive service from and provide input to MSC	N/A	Receive service from and provide input to MSC	Receive service from and provide input to MSC	Atomic Energy Act of 1954, as amended CRD M 470.4-2, <i>Physical Protection</i> CRD O 470.3A, <i>Design Basis Threat Policy</i>	MSC bears the cost burden of program administration; Hanford Site contractors bear costs of physical security upgrades. If used by PNNL off Hanford Site, they pay full-cost.
Physical security under this activity is for Government property other than nuclear material, special nuclear material, and classified. Physical Security such as fences, locks, etc. through <i>Asset Protection Agreements</i> . <ul style="list-style-type: none"> MSC shall develop, or assist in the development of facility asset protection requirements and conduct annual reviews of <i>Asset Protection Agreements</i>. Hanford Site contractors shall support the MSC in the development of or update of facility <i>Asset Protection Agreements</i> and implement those agreements. 									
Type of Interface	Activity (Service - Mandatory)	MSC (Service Provider)	PRC	TOC	WTP	RCCC	Other Site Users	Requirements	Cost Allocations
I/S	Information Security - (Operations Security (OPSEC))	Provide service to Site contractors	Receive service from and provide input to MSC	Receive service from and provide input to MSC	N/A	Receive service from and provide input to MSC	Receive service from and provide input to MSC (only DOE)	Atomic Energy Act of 1954, as amended CRD M 470.4-4, <i>Information Security</i>	MSC bears the cost burden of program administration; Hanford Site contractors bear internal implementation costs
The OPSEC Program helps ensure that sensitive information is protected from compromise and secured from unauthorized disclosure, and provides management with necessary information required for sound risk management decisions concerning the protection of sensitive information. <ul style="list-style-type: none"> MSC shall implement a Hanford Site-wide program; assure conformity of implementation with OPSEC standards and requirements; conduct assessment(s) of all Hanford Site facilities having Category I special nuclear material (SNM) (or credible roll-up to Category I SNM); conduct reviews of all Hanford Site facilities that have the potential to process or store classified or sensitive information; and conduct the <i>Annual Site OPSEC Threat Assessment</i> and prepare the annual <i>OPSEC Plan</i>. Hanford Site contractors shall implement their internal OPSEC responsibilities, participate and support Hanford Site-wide OPSEC Working and Awareness groups; provide support to the MSC OPSEC assessments; and support the <i>Annual Site OPSEC Threat Assessment</i> and preparation of the annual <i>OPSEC Plan</i>. 									

Type of Interface	Activity (Service - Mandatory)	MSC (Service Provider)	PRC	TOC	WTP	RCCC	Other Site Users	Requirements	Cost Allocations
I/S	Information Security - Classified Matter Protection and Control (CMPC); Classification, Declassification and UCNI Program	Provide service to Site contractors	Receive service from and provide input to MSC	Receive service from and provide input to MSC	N/A	Receive service from and provide input to MSC	N/A	Atomic Energy Act of 1954, as amended CRD M 470.4-4, <i>Information Security</i>	MSC bears the burden of program administration; Hanford Site contractors bear internal implementation costs
<p>The CMPC Program establishes control and accountability requirements for classified matter, marking of classified matter, reproduction, receipt and transmission, and destruction; and, physical protection requirements for classified matter in storage.</p> <ul style="list-style-type: none"> MSC shall provide a centralized CMPC, Classification, Declassification and Unclassified Controlled Nuclear Information (UCNI) Program that includes operation and management of the Classified Document Control Center and management of classified information in the records holding area. Hanford Site contractors shall be responsible for maintaining an updated list of security containers, locations and custodians; support investigation of any incidents of potential or actual compromise of classified; and nominate a sufficient number of Derivative Classifiers and Reviewing Officials who shall be trained and approved by the MSC. 									
Type of Interface	Activity (Service - Mandatory)	MSC (Service Provider)	PRC	TOC	WTP	RCCC	Other Site Users	Requirements	Cost Allocations
I/S	Information Security - Official Use Only (OUO)	Provide service to Site contractors	Receive service from and provide input to MSC	Receive service from and provide input to MSC	N/A	Receive service from and provide input to MSC	N/A	Atomic Energy Act of 1954, as amended CRD O 471.3, <i>Identifying & Protecting Official Use Only Information</i> CRD M 471.3-1, <i>Manual for Identifying & Protecting Official Use Only Information</i>	MSC bears the cost burden of program administration; Hanford Site contractors bear internal implementation costs
<p>The OUO Program establishes controls to protect sensitive unclassified information as OUO.</p> <ul style="list-style-type: none"> MSC shall manage, integrate, and oversee implementation of a common Hanford Site-wide OUO program to ensure conformity of implementation by performing Hanford Site contractors and coordination of OUO education and awareness. Hanford Site contractors shall manage and implement an OUO information program consistent with the common Hanford Site-wide OUO information program. 									

Type of Interface	Activity (Service - Mandatory)	MSC (Service Provider)	PRC	TOC	WTP	RCCC	Other Site Users	Requirements	Cost Allocations
S	Personnel Security – Badging	Provide service to Site contractors	Receive service from and provide input to MSC	Receive service from and provide input to MSC	Receive service from and provide input to MSC	Receive service from and provide input to MSC	Receive service from and provide input to MSC. N/A for PNNL	Atomic Energy Act of 1954, as amended CRD M 470.4-2, <i>Physical Protection</i>	Funded through MSC; provided at no cost to Hanford Site contractors
		<p>A DOE security badge is utilized for all DOE and contractor personnel to gain access to DOE-owned or -leased facilities or areas where DOE-sponsored work is ongoing.</p> <ul style="list-style-type: none"> MSC shall provide badging service for the Hanford Site, which includes manufacture, issuance, destruction, control, and accountability for DOE Standard, Hanford Specific, Temporary, and Personal Identity Verification (if applicable) badges. MSC shall coordinate and initiate “STOP ACCESS” procedures, and control and issue private vehicle passes for Property Protection Areas. Hanford Site contractors shall obtain badging service from MSC; participate in “STOP ACCESS” program; and obtain vehicle passes from MSC. 							
Type of Interface	Activity (Service - Mandatory)	MSC (Service Provider)	PRC	TOC	WTP	RCCC	Other Site Users	Requirements	Cost Allocations
S	Personnel Security – Access Authorization (Security Clearance) Processing Program	Provide service to Site contractors	Receive service from and provide input to MSC	Receive service from and provide input to MSC	Receive service from and provide input to MSC	Receive service from and provide input to MSC	N/A	CRD M 470.4-5, <i>Personnel Security</i>	MSC bears the cost burden of program administration; Hanford Site contractors bear internal implementation costs
		<p>The Access Authorizations (Security Clearances) Program involves processing, granting, and allowing individuals to retain an access authorization when their official duties require access to classified information or matter, or special nuclear material (SNM).</p> <ul style="list-style-type: none"> MSC shall process all security clearances in support of Hanford Site contractors. These activities include requesting, obtaining, maintaining, downgrading and terminating security clearances, including "Special Access" privileges (e.g., SIGMA). The clearance processing program shall include reviews of each requested clearance action to ensure adequate justification exists and that reporting requirements are met. Hanford Site contractors shall request and obtain personnel security clearances, including “Special Access” from the MSC. 							

Type of Interface	Activity (Service - Mandatory)	MSC (Service Provider)	PRC	TOC	WTP	RCCC	Other Site Users	Requirements	Cost Allocations
I/S	Personnel Security – Human Reliability Program (HRP)	Provide service to Site contractors	Receive service from and provide input to MSC	N/A	N/A	N/A	N/A	10 CFR 712, <i>Human Reliability Program</i>	MSC bears the cost burden of program administration; Hanford Site contractors bear internal implementation costs
<p>The Human Reliability Program (HRP) on the Hanford Site is designed to ensure that individuals who occupy positions affording access to special nuclear material and classified materials programs meet the highest standards of reliability and physical and mental suitability.</p> <ul style="list-style-type: none"> • MSC shall coordinate and track all Hanford Site drug and alcohol testing; MSC shall notify the PRC of drug and alcohol testing results. • MSC shall administer the HRP program, including initial and refresher training. • PRC shall identify HRP positions, submit requests to MSC for enrollment in the Hanford Site HRP, and execute their portion of the HRP consistent with the Hanford Site HRP, as administered by the MSC. 									
Type of Interface	Activity (Service - Mandatory)	MSC (Service Provider)	PRC	TOC	WTP	RCCC	Other Site Users	Requirements	Cost Allocations
I/S	Personnel Security – Workplace Substance Abuse Programs (WSAP)	Provide service to Site contractors	Receive service from and provide input to MSC	Receive service from and provide input to MSC	N/A	Receive service from and provide input to MSC	N/A	10 CFR 707, <i>Workplace Substance Abuse Programs at DOE Sites</i>	MSC bears the cost burden of program administration; Hanford Site contractors bear internal implementation costs
<p>The WSAP is responsible for maintaining a workplace free from the use of illegal drugs, and is applicable to DOE contractors and their sub-contractors in testing-designated positions performing work at Sites owned or controlled by DOE under the authority of the Atomic Energy Act of 1954.</p> <ul style="list-style-type: none"> • MSC shall administer the WSAP and set-up the procedures for testing. • MSC shall notify the respective Hanford Site contractor of drug and alcohol testing results. • Hanford Site contractors shall identify individuals in testing-designated positions and execute the program per the MSC procedure. 									

Type of Interface	Activity (Service - Mandatory)	MSC (Service Provider)	PRC	TOC	WTP	RCCC	Other Site Users	Requirements	Cost Allocations
I/S	Personnel Security – Foreign National Visits and Assignments (FNVA)	Provide service to Site contractors	Receive service from and provide input to MSC	Receive service from and provide input to MSC	Receive service from and provide input to MSC	Receive service from and provide input to MSC	Receive service from and provide input to MSC (except PNNL)	CRD O 142.3, <i>Unclassified Foreign Visits & Assignments</i> CRD O 142.1, <i>Classified Visits Involving Foreign Nationals</i>	MSC bears the cost burden of program administration; Hanford Site contractors bear internal implementation costs
FNVA pertains to unclassified (and potentially classified) foreign national access to the DOE Hanford Site for information and technologies. <ul style="list-style-type: none"> MSC shall approve security plans for foreign visitors to Hanford Security areas and coordinate all FNVA requests. Hanford Site contractors shall notify the MSC of potential foreign visitor or assignment, and prepare and submit security plans to MSC for approval of the visit/assignment. 									
Type of Interface	Activity (Service - Mandatory)	MSC (Service Provider)	PRC	TOC	WTP	RCCC	Other Site Users	Requirements	Cost Allocations
I/S	Cyber Security – (Classified and Unclassified Cyber Security)	Provide service to Site contractors	Receive service from and provide input to MSC	Receive service from and provide input to MSC	N/A	Receive service from and provide input to MSC	N/A		MSC bears the cost burden of program administration; Hanford Site contractors bear internal implementation costs
Classified/Unclassified Cyber Security Program identifies and protects classified, unclassified and sensitive information generated, processed and stored for the Hanford Site. <ul style="list-style-type: none"> MSC shall provide a Hanford Site Classified Information Systems Security Officer; develop a Hanford Master Classified Information Systems Security Plan; ensure that all classified systems are certified and accredited; and implement the classified cyber security training program. MSC shall implement a centralized Hanford unclassified computer security program. Hanford Site contractors shall manage and execute classified and unclassified cyber security responsibilities consistent with DOE requirements and the MSC centralized program. 									

Type of Interface	Activity (Service - Mandatory)	MSC (Service Provider)	PRC	TOC	WTP	RCCC	Other Site Users	Requirements	Cost Allocations
I/S	Nuclear Material Controls and Accountability (MC&A)	Provide service to Site contractors	Receive service from and provide input to MSC	Receive service from and provide input to MSC	N/A	Receive service from and provide input to MSC	N/A, except for PNNL. [PNNL currently has custodianship of EM materials for RL]	Atomic Energy Act of 1954, as amended CRD M 470.4-6, <i>Nuclear Material Control and Accountability</i>	MSC bears the burden of program administration; Hanford Site contractors bear internal implementation costs.
<p>The MC&A Program provides control and accountability of nuclear materials within DOE.</p> <ul style="list-style-type: none"> MSC shall manage and conduct a centralized MC&A program for all accountable quantities of nuclear material on the Hanford Site, and approve all implementing procedures of Hanford Site contractors. Hanford Site contractors shall support MSC in preparation and maintenance of a <i>Hanford Site-wide MC&A Plan</i>, administration of treaty-related activities, performance of occurrence investigation and reporting, and scheduling of periodic inventories. Hanford Site contractors shall implement MC&A requirements per the <i>Hanford Site-wide MC&A Plan</i>. 									
Type of Interface	Activity (Service - Mandatory)	MSC (Service Provider)	PRC	TOC	WTP	RCCC	Other Site Users	Requirements	Cost Allocations
I/S	SAS Program Management – Safeguards and Security (SAS) Awareness	Provide service to Site contractors	Receive service from and provide input to MSC	Receive service from and provide input to MSC	Receive service from and provide input to MSC	Receive service from and provide input to MSC	Receive service from and provide input to MSC. N/A for PNNL.	CRD M 470.4-1, <i>Safeguards and Security Program Planning and Management</i>	MSC bears the cost burden of program administration; Hanford Site contractors bear internal implementation costs
<p>SAS Awareness Program is used to inform Hanford Federal and contractor employees, subcontractors, and visitors of their SAS responsibilities and to promote continuing awareness of good security practices.</p> <ul style="list-style-type: none"> MSC shall provide SAS Awareness training for all Hanford Federal and contractor employees, subcontractors, and visitors; and conduct security training for all permanently badged employees on an initial and annual frequency to maintain appropriate levels of awareness. Hanford Site contractors shall comply with the requirements of the Hanford Security Awareness program, as administered by the MSC. 									

Type of Interface	Activity (Service - Mandatory)	MSC (Service Provider)	PRC	TOC	WTP	RCCC	Other Site Users	Requirements	Cost Allocations
I/S	SAS Program Management	Provide service to Site contractors	Receive service from and provide input to MSC	Receive service from and provide input to MSC	N/A	Receive service from and provide input to MSC	Receive service from and provide input to MSC. N/A for PNNL.	Atomic Energy Act of 1954, as amended CRD O 470.3A, <i>Design Basis Threat Policy (U)</i> CRD M 470.4-1, <i>Safeguards and Security Program Planning and Management</i>	MSC bears the cost burden of program administration; Hanford Site contractors bear internal implementation costs
<p>SAS Program Management provides formal organized process for planning, performing, assessing, and improving the secure conduct of work in accordance with risk-based protection strategies.</p> <ul style="list-style-type: none"> MSC shall establish, manage, integrate and execute the processes and services that comprise the SAS Program Management, such as Program Planning, Oversight, and Administration; Security Conditions (SECON); Site Safeguard and Security Plan (SSSP); Vulnerability Assessments; Design Basis Threat; and safeguards and security training. Hanford Site contractors shall coordinate and interface with MSC on SAS Program Management regarding SAS technical, cost, and schedule performance; comply with SECON activities; support the Site Safeguards and Security Plan (SSSP) development, etc. Hanford Site contractors shall manage their internal SAS Program Management activities. 									

Type of Interface	Activity (Service - Mandatory per the MSC Statement of Work, Table C.2.1.2-1; all other services under this Activity are Optional)	MSC (Service Provider)	PRC	TOC	WTP	RCCC	Other Site Users	Requirements	Cost Allocations
I/S	Site Training Services and HAMMER	Provide service to Site contractors	Receive service from and provide input to MSC	Receive service from and provide input to MSC	N/A	Receive service from and provide input to MSC	Receive service from and provide input to MSC (Optional for PNNL)	29 CFR 1910.120; Facility-wide RCRA permit, WAC 173-303, <i>Dangerous Waste Regulation</i> ; OSHA Manual and OSHA Safety and Health Standard; and other Safety related requirements	Site Training Services are usage-based services reimbursed by the user; HAMMER base operations for the facility are at no cost to Hanford Site contractors.
<p>Site Training Services provides training facility, curriculum, and training delivery services to Federal, contractor, and subcontractor employees in support of the Hanford and PNNL missions consistent with the DOE, local, state, and Federal workforce training requirements.</p> <ul style="list-style-type: none"> • MSC shall provide Hanford Site workers (and PNNL, as requested) training per MSC Table C.2.1.2-1, to support maintaining a qualified workforce, develop the <i>Annual Training Needs Forecast and Plan</i>, and operate the HAMMER facility. • MSC shall maintain the employee training records for training provided by MSC. • MSC shall perform mask fit services for Hanford Site contractors. • Hanford Site contractors shall provide training priorities, training needs, and input regarding standardized training programs. 									

Type of Interface	Activity (Service - Mandatory)	MSC (Service Provider)	PRC	TOC	WTP	RCCC	Other Site Users	Requirements	Cost Allocations
I/S	Fire & Emergency Response Services (Fire Prevention, Fire Suppression, Fire Investigations; Emergency Rescue; Emergency Medical Service and Patient Transport; Incident Command; and Hazardous Material and Chemical/Biological/Radiological Emergency Response)	Provide service to Site contractors	Receive service from and provide input to MSC	Receive service from and provide input to MSC	Receive service from and provide input to MSC	Receive service from and provide input to MSC	Receive service from and provide input to MSC (includes Energy Northwest. N/A for PNNL off Hanford Site)	29 CFR 1910.146 OSHA Manual CRD O 420.1B, <i>Facility Safety</i>	Funded through MSC; provided at no cost to Hanford Site contractors.
		<p>Fire and Emergency Response Services provide fire prevention, fire suppression, fire investigations; emergency rescue; emergency medical service and patient transport; incident command; and hazardous material and chemical/biological/radiological emergency response for the Hanford Site.</p> <ul style="list-style-type: none"> MSC shall provide 24/7 fire-related protection of human life, property, and facilities; and operates basic and advanced life support emergency medical services. MSC shall act as the Site Incident Command Agency for all fires and hazardous/radiological materials emergencies on the Hanford Site. Hanford Site contractors shall support facility access to the MSC fire services personnel, and notify the Fire Department of work activities, events, incidents, etc., that may require Fire Services involvement and/or response (e.g., medical assistance, hazardous or radiological emergency help, etc.). 							

Type of Interface	Activity (Service - Mandatory)	MSC (Service Provider)		PRC	TOC	WTP	RCCC	Other Site Users	Requirements	Cost Allocations
I/S	Fire & Emergency Response Services (Fire Protection System Inspection, Testing, and Maintenance)	Receive service from and provide input to MSC		Receive service from and provide input to MSC	Receive service from and provide input to MSC	Receive service from and provide input to MSC (RFAR only)	Receive service from and provide input to MSC	Receive service from and provide input to MSC	29 CFR 1910.146 OSHA Manual CRD O 420.1B, Facility Safety	MSC is direct-funded to maintain fire alarm systems for each Hanford Site contractor. Hanford Site contractors are required to provide their own hardware projects.
<p>Fire and Emergency Response Services also includes fire protection system inspection, testing, and maintenance of existing and new fire systems for the Hanford Site, including backflow prevention devices.</p> <ul style="list-style-type: none"> MSC shall provide a Fire Marshal with authority for fire protection system inspection, testing, and maintenance; respiratory protection services; building inspections; ignitable and reactive waste site inspections; pre-fire planning; etc. Hanford Site contractors shall be required to use certain mandatory Fire Services from the MSC contractor in performance of this work scope (e.g., fire systems inspection, testing, etc.) consistent with the MSC. 										

Type of Interface	Activity (Service - Mandatory)	MSC (Service Provider)		PRC	TOC	WTP	RCCC	Other Site Users	Requirements	Cost Allocations
I/S	Emergency Operations (Centralized Hanford Site Emergency Preparedness Program)	Provide service to Site contractors		Receive service from and provide input to MSC	Receive service from and provide input to MSC	Receive service from and provide input to MSC	Receive service from and provide input to MSC	Receive service from and provide input to MSC	DOE/RL-94-02, Hanford Emergency Management Plan CRD O 151.1C, Comprehensive Emergency Management System	MSC bears the cost burden of program administration; Hanford Site contractors bear internal implementation costs.
<p>Emergency Operations consists of the Hanford Site-wide Emergency Preparedness (EP) program, which includes operation of the Emergency Operations Center (EOC), Joint Information Center (JIC) hazards surveys and hazards assessments, training of EOC staff, Hanford Site-wide exercises, and facility-specific plans and procedures for EP development, training, drills and assessments.</p> <p>MSC shall:</p> <ul style="list-style-type: none"> • Coordinate, integrate, and maintain a centralized Hanford Site EP Program. • Provide instruction in accordance with DOE/RL-94-02, <i>Hanford Emergency Management Plan</i> to all Hanford Site contractors and their subcontractors. • Conduct or support emergency management surveillances and assessments and work with the Hanford Site contractors for corrective action implementation. • Establish procedures and provide direction and coordination for the Hanford Site Occurrence Reporting Program. <p>Hanford Site contractors shall develop, maintain, and execute an Emergency Management Program as described in DOE/RL-94-02, <i>Hanford Emergency Management Plan</i> for facilities and waste sites under their control.</p>										

Type of Interface	Activity (Service - Mandatory)	MSC (Service Provider)		PRC	TOC	WTP	RCCC	Other Site Users	Requirements	Cost Allocations
I/S	Emergency Operations (Event Reporting; and Occurrence Notification Center)	Provide service to Site contractors		Receive service from and provide input to MSC	Receive service from and provide input to MSC	Receive service from and provide input to MSC	Receive service from and provide input to MSC	Receive service from and provide input to MSC	CRD O 231.1A, <i>Environment, Safety and Health Reporting</i> CRD M 231.1-1A, <i>Environment, Safety, and Health Reporting</i> CRD O 450.1, <i>Environmental Protection Program</i> DOE O 5400.5, <i>Radiation Protection of the Public and the Environment</i>	MSC bears the burden of program administration; Hanford Site contractors bear internal implementation costs.
		Event Reporting is provided to ensure that DOE is kept fully informed about events that could adversely affect the health and safety of the public or the workers, the environment, the intended purpose of the facilities, or the credibility of the DOE. <ul style="list-style-type: none"> MSC shall operate the Hanford Site-wide Occurrence Notification Center (ONC). Hanford Site contractors shall report their environmental, safety, and health events and related information directly to DOE and to the ONC. 								

Type of Interface	Activity (Interface & Service - Mandatory)	MSC (Service Provider)		PRC	TOC	WTP	RCCC	Other Site Users	Requirements	Cost Allocations
I/S	Site Safety Standards (Common Safety Processes)	Provide service to Site contractors		Receive service from and provide input to MSC	Receive service from and provide input to MSC	N/A	Receive service from and provide input to MSC	N/A	10 CFR 851.11, <i>Development and Approval of the Worker Safety and Health Program</i>	MSC bears the cost burden of program administration; Hanford Site contractors bear internal implementation costs.
<p>Site Safety Standards are to be used by Hanford Site contractors to ensure common processes for worker safety.</p> <ul style="list-style-type: none"> • MSC shall obtain affected Hanford Site contractor approval and establish common safety processes on the Hanford Site per MSC Table C.2.1.2-1. • MSC shall maintain a site-wide web-based system with input from other Hanford contractors for sharing operating experiences and lessons learned with a focus on preventing recurrence of safety or reliability events, and to share good work practices in accordance with DOE O 210.2. • MSC, PRC, and TOC shall work collaboratively and build coalitions with Hanford Site contractors and workers to continue to build a strong and enduring safety culture. Based on input from Hanford Site contractors and workers, the MSC with the PRC and TOC shall identify DOE opportunities to enhance and measure the Hanford safety culture. • MSC shall manage and administer Hanford Site safety activities/initiatives, such as, Annual Safety Exposition, Hanford Worker Electrical Safety Board, etc., as approved by DOE. • Affected Hanford Site contractors shall approve common safety standards and develop internal implementing procedures, and participate in Hanford Site safety activities/initiatives, where appropriate, as administered by MSC. 										

Type of Interface	Activity (Service - Mandatory)	MSC (Service Provider)		PRC	TOC	WTP	RCCC	Other Site Users	Requirements	Cost Allocations
I/S	Radiological Assistance (RAP)	Receive input from Site contractors		Provide staff and equip. to MSC	Provide staff and equip. to MSC	N/A	N/A	N/A (except for PNNL)	DOE O 5530.3, <i>Radiological Assistance Program</i>	MSC bears the cost burden of program administration to include travel; PRC and TOC bear costs of personnel and equipment.
		RAP provides first-responder radiological response capabilities 24/7 for the Hanford Site and Region 8 (states of Alaska, Oregon, and Washington). <ul style="list-style-type: none"> MSC shall maintain and implement a first-responder radiological assistance that includes plans, procedures, resources and 24/7 response capabilities for Region 8 in support of the DOE Regional Response Coordinator. PRC and TOC shall provide qualified personnel, technical expertise, equipment, and support to the DOE Region 8 RAP to ensure maintenance and staffing of emergency teams with the ability to respond under the direction of DOE National Nuclear Security Administration (NNSA) and the U.S. Department of Homeland Security. 								

Type of Interface	Activity (Service - Mandatory)	MSC (Service Provider)		PRC	TOC	WTP	RCCC	Other Site Users	Requirements	Cost Allocations
I/S	Environmental Regulatory Management (Site-wide permits, permit applications, and reports; Site-wide NEPA documents; Site-wide environmental reports; Site-wide (environmental) Quality Assurance standards; allocation of permit limits)	Provide service to Site contractors		Receive service from and provide input to MSC	Receive service from and provide input to MSC	Receive service from and provide input to MSC	Receive service from and provide input to MSC	Receive service from and provide input to MSC		MSC bears the cost burden of program administration; Hanford Site contractors bear internal implementation costs
		<p>Environmental Regulatory Management ensures a Site-wide environmental program which is compliant with applicable laws, regulations, DOE directives and the Section H Clause entitled, <i>Environmental Responsibility</i>.</p> <p>MSC shall establish and provide Site-wide management, administration, integration, permitting and compliance in coordination with other Hanford Site contractors. The MSC shall obtain concurrence from affected Hanford Site contractors for Site-wide environmental documents.</p> <p>Hanford Site contractors shall:</p> <ul style="list-style-type: none"> • Provide input for the Site-wide Environmental Management System (EMS) Program Management Plan. • Integrate their environmental permitting and regulatory compliance activities with the Hanford site-wide permitting and compliance framework maintained by the MSC. • Provide appropriate and timely input to the MSC and other designated Hanford Site contractors for regulatory required Site-wide environmental reports and metrics for their facilities and activities. • Support MSC in their Site-wide environmental regulatory management roles. • Provide legally and regulatory required air and liquid effluent and near facility environmental monitoring; collect, compile, and/or integrate air and liquid effluent monitoring data from operations and activities under their control. • Provide appropriate environmental data for its facility and operable units to support Hanford Site assessments and preparation of the annual Hanford Site Environmental Report. Obtain unit specific permit modifications in coordination with the MSC. 								

Type of Interface	Activity (Service - Mandatory)	PNNL (Service Provider)	MSC	PRC	TOC	WTP	RCCC	Other Site Users	Requirements	Cost Allocations
S	Seismic Monitoring Services	Provide service to Site contractors	Receive service from and provide input to PNNL	Receive service from and provide input to PNNL	Receive service from and provide input to PNNL	Receive service from and provide input to PNNL	Receive service from and provide input to PNNL	Receive service from and provide input to PNNL	CRD O 420.1, <i>Facility Safety</i> DOE Guide 420.1-1, <i>Section 4.7, "Emergency Preparedness and Emergency Communications"</i>	Funded through PNNL; provided at no cost to Hanford Site contractors
<p>Seismic Monitoring Services are required to operate the Hanford Site seismic network and provide report activities as needed. This information is utilized for operational facilities, to support new facility design and for emergency operations activities.</p> <ul style="list-style-type: none"> • PNNL shall maintain seismic sensors and systems, monitor seismic activity and report seismic activities on the Hanford Site. • PNNL shall provide seismic information to Hanford Site contractors upon request. • Hanford Site contractors shall request and provide requirements for services when necessary. 										
Type of Interface	Activity (Interface)	PNNL	MSC	PRC	TOC	WTP	RCCC	Other Site Users	Requirements	Cost Allocations
I	Hanford Environmental Oversight (HEO)	Receive input from Site contractors	Deliver input to PNNL	Deliver input to PNNL	Deliver input to PNNL	Deliver input to PNNL	Deliver input to PNNL	Deliver input to PNNL	DOE O 5400.5, <i>Radiation Protection of the Public and the Environment</i> CRD O 450.1, <i>General Environmental Protection</i>	PNNL bears the cost burden of program administration; Hanford Site contractors bear internal implementation costs
<p>HEO provides program management, coordination and integration of Public Safety and Resource Protection (PSRP) functions. HEO also provides technical and administrative support to DOE associated with the PSRP program including Natural Resource Trustee activities.</p> <ul style="list-style-type: none"> • PNNL shall provide annual updates of the <i>Hanford Site National Environmental Policy Act (NEPA) Characterization Report</i>. • Hanford Site contractors shall provide to PNNL appropriate environmental data for its facility and operable units to support Hanford Site assessments and preparation of the <i>Hanford Site NEPA Characterization Report</i>. 										

Type of Interface	Activity (Service - Mandatory)	PNNL (Service Provider)	MSC	PRC	TOC	WTP	RCCC	Other Site Users	Requirements	Cost Allocations
I/S	Meteorological and Climatological Services	Provide service to Site contractors	Receive service from and provide input to PNNL	Receive service from and provide input to PNNL	Receive service from and provide input to PNNL	Receive service from and provide input to PNNL	Receive service from and provide input to PNNL	Receive service from and provide input to PNNL		PNNL bears the cost, except for special-use information requested by Site contractors
<p>The Hanford Meteorological Monitoring System includes 30 monitoring stations on the Hanford Site and provides accurate and timely weather information that enable safe conduct of activities and emergency response.</p> <ul style="list-style-type: none"> • PNNL shall provide all standard, weather-related information for Hanford Site contractors, providing detailed around-the-clock, easily retrieved and understood, real time meteorological data. This includes forecasts, heat indices, historical information, etc. • PNNL shall maintain and operate the Hanford Meteorological Monitoring system. PNNL may be requested to provide special-use information by Site contractors. • Hanford Site contractors shall request and provide requirements for service. 										
Type of Interface	Activity (Interface)	PNNL	MSC	PRC	TOC	WTP	RCCC	Other Site Users	Requirements	Cost Allocations
I	Environmental Surveillance	Receive input from and provide information to Site contractors	Receive information from and provide input to PNNL	Receive information from and provide input to PNNL	Receive information from and provide input to PNNL	Receive information from and provide input to PNNL	Receive information from and provide input to PNNL	Receive information from and provide input to PNNL as applicable	DOE O 5400.5 CRD O 450.1 <i>Clean Water Act</i> <i>Clean Air Act</i>	PNNL bears the cost burden of program administration; Hanford Site contractors bear internal implementation and request for services costs.
<p>Environmental Surveillance consists of far-field multimedia environmental monitoring to measure the concentration of radionuclides and chemicals in environmental media and assess the integrated effects of these materials on the environment and the public.</p> <ul style="list-style-type: none"> • PNNL shall assess impacts and risks of contaminants on human health in order to prepare the annual <i>Hanford Site Environmental Report</i> and the <i>Hanford Site Environmental Surveillance Master Sampling Schedule</i>; and align the surface environmental surveillance with the needs of the environmental clean-up, restoration, and assessment activities at the Hanford Site. • PNNL shall assess impacts and risks of Hanford contaminants on human health and the environment in support of Hanford cleanup activities as requested. Data and analysis shall be made available to the Hanford risk assessment activities. • Hanford Site contractors shall provide appropriate input to support PNNL preparation of the annual <i>Hanford Site Environmental Report</i> and <i>Hanford Site Environmental Surveillance Master Sampling Schedule</i> 										

Type of Interface	Activity (Interface & Service - Mandatory)	PNNL (Service Provider)	MSC	PRC	TOC	WTP	RCCC	Other Site Users	Requirements	Cost Allocations
I/S	Ecological Monitoring and Compliance – Site Wide	Provide service to Site contractors	Receive service from and provide input to PNNL	Receive service from and provide input to PNNL	Receive service from and provide input to PNNL	Receive service from and provide input to PNNL	Receive service from and provide input to PNNL	Receive service from and provide input to PNNL as applicable	<i>Endangered Species Act</i> <i>Migratory Bird Treaty Act</i> Hanford Site Resource Management Plan	PNNL bears the cost burden of program administration; Hanford Site contractors bear internal implementation costs
<p>Ecological Monitoring and Compliance is to achieve compliance with ecological resource-related legal and regulatory requirements; Biota is monitored to assess the abundance, vigor, or condition, and distribution on the Hanford Site.</p> <p>PNNL shall:</p> <ul style="list-style-type: none"> Assess the impacts to biological resources from Hanford Site operations and legacy contaminants to the environment and monitor the abundance, vigor, and distribution of plant and animal populations on the Hanford Site. This includes baseline surveys of protected biological resources, species, and habitats within key areas of the Hanford Site where the majority of routine operations and clean-up are conducted. Conduct ecological compliance reviews for Hanford Site contractors. <p>Hanford Site contractors shall:</p> <ul style="list-style-type: none"> Allow access to the Ecological Monitoring and Compliance activity for the purpose of collecting information and samples. Provide ecological information to the PNNL from their sampling activities such as CERCLA/RCRA risk assessments 										

Type of Interface	Activity (Service - Mandatory)	PNNL (Service Provider)	MSC	PRC	TOC	WTP	RCCC	Other Site Users	Requirements	Cost Allocations
I/S	Cultural and Historic Resource Program	Provide service to Site contractors	Receive service from and provide input to PNNL	Receive service from and provide input to PNNL	Receive service from and provide input to PNNL	Receive service from and provide input to PNNL	Provide input to PNNL	Receive service from and provide input to PNNL as applicable	<i>National Historic Preservation Act (NHPA), American Indian Religious Freedom Act, Archaeological Resources Protection Act, Native American Graves Protection and Repatriation Act</i>	PNNL bears the cost burden of program administration; Hanford Site contractors bear internal implementation and request-for-services costs
<p>The Cultural and Historic Resource Program administers the program for protecting Hanford Site cultural and historic resources, and documents and addresses any real or potential Site-wide issues and their impacts; and assures compliance with associated laws, DOE directives, and legally-binding agreements.</p> <ul style="list-style-type: none"> • PNNL shall monitor and support the resource protection activities of Hanford Site contractors; coordinate surveys performed to document the occurrence of protected resources; evaluate and document impacts to protected resources; perform NHPA Section 106 Reviews for Hanford Site contractors; maintain, establish procedures for and manage Hanford Site cultural and historic resource site files (hard copy and electronic) and associated compliance project files for all such work that occurs at the Hanford Site; and curate files and artifacts in accordance with 36 CFR 79. • Hanford Site contractors shall provide information to the PNNL necessary to perform NHPA Section 106 Reviews for their scope of work, and provide to PNNL information and materials to support PNNL execution of the <i>Comprehensive Land Use Plan's (CLUP) Cultural & Historic Resource Program Plan</i>. In particular, mission contractors (who meet 36 CFR 61 standards and guidelines) shall utilize the PNNL project records and files for background research. 										

Type of Interface	Activity (Service - Mandatory)	PNNL (Service Provider)	MSC	PRC	TOC	WTP	RCCC	Other Site Users	Requirements	Cost Allocations
I/S	Radiological Site Services (RSS)	Provide service to Site contractors	Receive service from PNNL	Receive service from PNNL	Receive service from PNNL	Receive service from PNNL	Receive service from PNNL	Receive service from PNNL	DOE and national quality control requirements	RSS is a usage-based service reimbursed by the user
<p>Radiological Site Services (RSS) is a fully-integrated and documented set of radiological support programs which provide the technical support, dosimetry, data, and records necessary to demonstrate compliance with required radiological monitoring and to verify the adequacy of Site radiological control programs in protecting the health and safety of workers, the public, and the environment. The RSS includes the Hanford External Dosimetry Program, the Hanford Internal Dosimetry Program, the Hanford Radiological Instrumentation Program, and the Hanford Radiological Records Program.</p> <p>PNNL shall provide:</p> <ul style="list-style-type: none"> • Accredited external dosimetry services, including technical support, documentation, and dosimeters, and based on the types and quantities of external dosimetry required by all key customers. • Accredited internal dosimetry services, including technical support, documentation, and analyses, and based on the types and quantities of internal dosimetry required by all key customers. • Calibration, maintenance, and repair services for a broad range of portable and semi-portable radiological instrumentation, including technical support and documentation, and based on the types and quantities of portable and semi-portable radiological instrumentation calibration, maintenance, and repair services required by all key customers, • Management and preservation of current and former radiation monitoring records for DOE (and predecessor agencies) employees, Hanford contractors, sub-contractors, and visitors, including records of existing and past Hanford Site radiation dosimetry policies and practices. <p>Hanford Site contractors shall request, and provide requirements for, service.</p>										

Site Infrastructure And Utilities									
Type of Interface	Activity (Service – Mandatory)	MSC (Service Provider)	PRC	TOC	WTP	RCCC	Other Site Users	Requirements	Cost Allocations
S	Analytical Services (Chemical and Low-Level Radiological Analysis)	Provide service to Site contractors	Receive service from and provide input to MSC	Receive service from and provide input to MSC	N/A	Receive service from and provide input to MSC	Receive service from and provide input to MSC as applicable	WAC 173-50, <i>Accreditation of Environmental Laboratories</i> WAC 173-40, <i>Air Operating Permit</i>	Sample Analysis is a usage-based service reimbursed by the user; WSCF Laboratory fixed costs for maintaining the facility in a ready-to-serve capacity are at no cost to Hanford Site contractors
Analytical Services performs chemical and low-level radiological analysis on a variety of sample media. These services are performed at the Hanford Waste Sampling and Characterization Facility (WSCF). <ul style="list-style-type: none"> MSC shall operate the WSCF. Hanford Site contractors shall request analytical services as needed. 									
Type of Interface	Activity (Service - Mandatory)	MSC (Service Provider)	PRC	TOC	WTP	RCCC	Other Site Users	Requirements	Cost Allocations
S	Biological Controls	Provide service to Site contractors	Receive service from and provide input to MSC	Receive service from and provide input to MSC	Receive service from and provide input to MSC	Receive service from and provide input to MSC	Receive service from and provide input to MSC as applicable	WAC Chapter 16-752 CRD O 450.1, <i>Environmental Protection Program</i> DOE O 5400.5, <i>Radiation Protection of the Public and the Environment</i>	Basic service funded through MSC; provided at no cost to Hanford Site contractors. Hanford Site contractors may negotiate additional services beyond direct funded basic service
Biological Controls is a service to control noxious weeds, industrial weeds, other vegetation, and animal pests. The program controls vegetation on approximately 2000 acres, traps and removes animals, and eliminates insect infestations. <ul style="list-style-type: none"> MSC shall provide a Hanford Site-wide biological control program. Hanford Site contractors shall request support as needed. 									

Type of Interface	Activity (Service - Mandatory)	MSC (Service Provider)	PRC	TOC	WTP	RCCC	Other Site Users	Requirements	Cost Allocations
S	Crane and Rigging	Provide service to Site contractors	Receive service from and provide input to MSC	Receive service from and provide input to MSC	N/A	Receive service from and provide input to MSC	Receive service from and provide input to MSC as applicable (Optional for PNNL)	DOE-RL-92-36, Rev. 1	Providing technical support and maintaining Site hoisting and rigging requirements; and the facility and equipment maintenance, consumables and operations support to maintain the Rigging Services Facility in a ready-to-serve capability are at no cost to Hanford Site contractors. Equipment and labor provided for services including hoisting, rigging, scaffolding erection, inspections, load tests, equipment hauling, below the hook fabrications, and guzzler operations are usage based services reimbursed by the user.
<p>The Crane and Rigging is a ready-to-serve, centralized pool of equipment and manpower for the Hanford Site.</p> <ul style="list-style-type: none"> • MSC shall provide a mobile crane pool, a regulated and non-regulated guzzler; coordinate rental and movement of cranes, preventative maintenance inspections and scheduling of necessary repairs; and supervises crane crews. • Hanford Site contractors shall request and provide requirements for service. 									

Type of Interface	Activity (Service - Mandatory)	MSC (Service Provider)	PRC	TOC	WTP	RCCC	Other Site Users	Requirements	Cost Allocations
S	Facility Services	Provide service to Site contractors	Receive service from and provide input to MSC	Receive (limited) service from and provide input to MSC	N/A	N/A	Receive service from and provide input to MSC as applicable (N/A for PNNL)	CRD O 430.1B, <i>Real Property Asset Management</i>	Management and administrative oversight of facility services is provided at no cost to Hanford Site contractors. Labor and materials provided for specified services are usage based and will be reimbursed by the user.
<p>Facility Services is a central maintenance function for non-radiological facilities, which includes facility painting, sign painting, carpentry, refrigerated equipment service, insulation, pipefitting, electrical, sheet metal, instrumentation, cement finishing, glazier work, custodial, locksmith, movers, and equipment calibration.</p> <ul style="list-style-type: none"> MSC shall provide management and administrative oversight for all requested facility activities, including planning and directing the work. MSC shall provide for the following facility services in support of the Hanford Site projects and contractors: facility painting, sign painting, carpentry, refrigerated equipment service, insulation, pipefitting, electrical, sheet metal, instrumentation, cement finishing, glazier work, custodial, movers, equipment calibration, and HVAC maintenance and repair. PRC and other Site users shall request and provide requirements for service. <p>TOC shall only receive Refrigerated Equipment Service and Movers Service from and provide input to MSC</p>									

Type of Interface	Activity (Service - Mandatory)	MSC (Service Provider)	PRC	TOC	WTP	RCCC	Other Site Users	Requirements	Cost Allocations
S	Motor Carrier Services	Provide service to Site contractors	Receive service from MSC	Receive service from MSC	N/A	Receive service from MSC	Receive service from and provide input to MSC as applicable (N/A for PNNL)	CRD O 460.1B, <i>Packaging and Transportation Safety</i> CRD O 460.2A, <i>Departmental Materials Transportation and Packaging Management</i>	Management and administration oversight of transportation services is provided at no cost to Hanford Site contractors. Labor and materials provided for specified services are usage-based and will be reimbursed by the user.
Motor Carrier Services provides ready-to-serve, centralized pool of vehicles and drivers for the on-site or local transportation of freight including hazardous material at the Hanford Site, including radioactive materials and radioactive/mixed waste.									
<ul style="list-style-type: none"> • MSC shall manage, schedule, and conduct motor carrier services. • MSC shall maintain and operate a centralized pool of vehicles and drivers for the on-site and limited local transportation of freight including hazardous and radioactive materials at the Hanford Site. • Hanford Site contractors who are customers of this service prepare the waste for transport including shipper/receiver agreement documents, transportation documents for packaging, transportation and receipt by the receiving facility. 									

Type of Interface	Activity (Service - Mandatory)	MSC (Service Provider)	PRC	TOC	WTP	RCCC	Other Site Users	Requirements	Cost Allocations
S	Fleet Services	Provide service to Site contractors	Receive service from and provide input to MSC	Receive service from and provide input to MSC	N/A	Receive service from and provide input to MSC	Receive service from and provide input to MSC as applicable	41CFR102-34, <i>Motor Vehicle Management</i> 41CFR109-38, <i>Motor Equipment Management</i>	Facility maintenance, consumables & ops. support to maintain the Fleet Equipment Maintenance Shop, associated buildings, and Materials Storage Building in a ready-to-serve capability at no cost to Site contractors. Acquisition, control, assignment, and disposal of DOE fleet equipment is also at no cost to Site contractors. Providing fuel, fuel delivery, and maintenance parts and labor for DOE-owned equipment is a usage based service reimbursed by the user. Maintenance labor and parts for vehicles leased from GSA will be reimbursed by GSA based on GSA service rates.
<p>Fleet Services administers and manages a fleet of motorized vehicles including sedans, busses, ambulances, tractors, flatbeds, dump trucks, tool vans, utility maintenance vans, cab and chassis, trailers, wreckers, and fuel tankers.</p> <ul style="list-style-type: none"> MSC shall provide management and coordination, statistical usage tracking, and reporting on GSA-leased vehicles and DOE-owned vehicles/equipment; perform vehicle repair and modification services as required (e.g., in the 200 area); and perform record-keeping, vehicle assignment, ensuring vehicle utilization, and excess/disposal of fleet vehicles and parts. Some vehicles are designated as "regulated" due to contamination and are required to be serviced within radiologically-controlled areas. Hanford Site contractors shall request and provide requirements for service and those using Fleet Services shall provide report input such as the <i>Transportation Management Scorecard</i>. 									

Type of Interface	Activity (Service - Optional)	MSC (Service Provider)	PRC	TOC	WTP	RCCC	Other Site Users	Requirements	Cost Allocations
P/S	Railroad Services	Coordinate service	Request service from MSC	Request service from MSC	Request service from MSC	Request service from MSC	Request service from MSC	CRD O 460.1B and applicable regulations of the Federal Railway Administration(49 CFR Parts 200-268)	MSC sub-contracted costs are passed thru to Hanford Site contractors receiving the service; Hanford Site contractors receiving the service pay for loading/off-loading of shipments
<p>The Hanford railroad system consists of approximately 40 miles of Class II track and one signal crossing between Horn Rapids Road and the 200W Area..</p> <ul style="list-style-type: none"> • MSC determines requirements for future use on the Hanford Site and coordinates with Hanford Site contractors, projects, and off-Site entities prior to and during any on-site rail movements, including placement of “flaggers” at necessary intersections, taking proper security actions, and making Hanford Site notifications. • Upon DOE direction, MSC shall maintain and operate the rail system on the Hanford Site. • Hanford Site contractors shall request and provide requirements for service to the MSC. 									

Type of Interface	Activity (Service - Mandatory)	MSC (Service Provider)	PRC	TOC	WTP	RCCC	Other Site Users	Requirements	Cost Allocations
S	Roads & Grounds	Provide service to Site contractors	Receive service from and provide input to MSC	Receive service from and provide input to MSC	Receive service from and provide input to MSC	Receive service from and provide input to MSC	Receive service from and provide input to MSC (except PNNL off Hanford Site)	CRD O 430.1B, <i>Real Property Asset Management</i>	Basic service funded through MSC; provided at no cost to Hanford Site contractors. Hanford Site contractors may negotiate additional services for facility specific services, such as, snow removal on sidewalks
<p>Roads and Grounds consist of road maintenance, snow removal, traffic management, and common grounds maintenance service for the Hanford Site.</p> <ul style="list-style-type: none"> MSC shall maintain primary and secondary Hanford Site roadways, to include patching/paving, striping, and other services; perform maintenance of common grounds; and make recommendations to restrict access and make the appropriate notifications of restricted access or closure to DOE and other Hanford Site contractors in the event that roads are unsafe for travel. MSC shall remove snow at primary and secondary roads and at designated facilities, parking lots, and walkways. Hanford Site contractors may request roads and grounds services for their facilities. 									

Type of Interface	Activity (Service – Mandatory)	MSC (Service Provider)	PRC	TOC	WTP	RCCC	Other Site Users	Requirements	Cost Allocations
P/S	Electrical Transmission, Distribution, & Energy Management	Provide service to Site contractors	Receive service from and provide input to MSC	Receive service from and provide input to MSC	Receive service from and provide input to MSC	Receive service from and provide input to MSC	Receive service from and provide input to MSC	DOE guidance on 2005 <i>Energy Policy Act</i> BPA Network Integrated Transmission Service Agreement DOE 0 430.2A Electric Reliability Standards BPA Outage Planning Process	Basic service funded through MSC; provided at no cost to Hanford Site contractors. Direct, mission-related upgrade projects are sub-contracted by MSC and paid by the requesting Hanford Site contractor
<p>Electrical Transmission, Distribution, & Energy Management is the management function of the high voltage electrical utility consisting of a system for providing power to the facilities at the Hanford Site.</p> <ul style="list-style-type: none"> • MSC externally supplies electrical power to Hanford Site contractors. • MSC shall coordinate with other Hanford Site contractors to obtain the following: <ul style="list-style-type: none"> - Energy cost and consumption data for the <i>Annual Energy Conservation Performance Report</i>. - Energy cost and consumption data for the quarterly Hanford Site energy cost and consumption data entry to EMS4 database. - Facility shut down constraints and impacts due to fuel reductions for the <i>Emergency Conservation Plan</i>. - Facility electrical load information for the annual electrical load forecast. - Other facility electrical or energy information, as needed. • Hanford Site contractors shall provide input for EMS4 database, annual Energy Conservation Performance Report, Emergency Conservation Plan, and annual electrical load forecast. • Hanford Site contractors may enter into a service-provider relationship with the MSC and/or other utility providers for the operation, maintenance, and/or closure of all or part of their internal utility systems. • Hanford Site contractors shall protect Hanford Site systems against disruption and damage during performance of work and support Hanford Site utility operations, maintenance, and closure of a service where appropriate. <p><u>Notes:</u></p> <ul style="list-style-type: none"> • The interface point between the MSC electrical distribution system and the Hanford Site contractors' facilities electrical system is routinely the connection at the secondary side of the building service transformer (MSC also owns the electrical meters). However, there may be some facilities where the systems interface is located at a different connection point. The interface points are identified on the electrical utility system diagrams. • The 300 Area electrical substation and electrical distribution system will be owned by the RCCC. The RCCC may request MSC to operate and maintained the 300 area substation and distribution system on a work order basis. Upon completion of the RCCC, or as directed by DOE, the substation/distribution system may be reassigned to the MSC. 									

Type of Interface	Activity (Service - Mandatory)	MSC (Service Provider)	PRC	TOC	WTP	RCCC	Other Site Users	Requirements	Cost Allocations
P/S	Water System	Provide service to Site contractors	Receive service from and provide input to MSC	Receive service from and provide input to MSC	Receive service from and provide input to MSC	Receive service from and provide input to MSC	Receive service from and provide input to MSC	WAC 246-290, <i>Group A, Public Water Systems</i> WAC 246-291, <i>Group B, Public Water Systems</i> WAC 246-292, <i>Water Works Operator Certification</i> WAC 246-294, <i>Drinking Water Operating Permits</i> CRD O 430.1B, <i>Real Property Asset Management</i>	Hanford Site-wide water upgrades and Basic Service are funded through MSC; provided at no cost to Site contractors. Direct, mission-related upgrade projects are paid for by the Site contractor requiring the upgrade. For water systems outside of the MSC, water system contaminant monitoring management is a usage-based service reimbursed by the user
<p>The Water System function is a ready-to-serve water utility service (the geographic areas to be served are the 100, 600, and 200 Areas). The 300 Area and 100N Area water systems are within the scope of the RCCC, along with the 30-inch concrete line supplying the 100F and 100H Areas, and all distribution piping connecting to the concrete main water lines supplying the 100F, 100H, 100D, 100N, and 100B Areas.</p> <ul style="list-style-type: none"> MSC shall manage the water system in accordance with agreements negotiated with the Hanford Site contractor being served and in accordance with guidance documents cited in state regulations for water systems; and maintain the existing <i>Water System Master Plan</i>. The Plan shall document a strategy for managing repairs, life extensions, replacements, and deactivations for facilities and equipment for the water systems within the scope of this contract over a ten year planning horizon. MSC shall provide a “purveyor” (per the Washington Administrative Code and other state regulations) for MSC water systems. MSC shall be responsible for all aspects of the water distribution system only up to and including the first off-valve or demarcation point outside the customer’s facility or complex of facilities. The customer or facility maintains all responsibility for lines downstream of this agreed-upon point. On side-by-side multiple valve isolations and backflow assemblies, the facility assumes responsibility from the discharge side of the downstream isolation valve. For WTP, the demarcation point is the premise isolation backflow prevention at the fence line. For PFP, the demarcation point is the premise isolation backflow assembly. MSC shall perform, as requested, water system contaminant monitoring management for other Hanford Site Contractors (e.g., water systems outside of MSC): Hanford Site contractors shall input to the <i>Water System Master Plan</i> and negotiate agreements for water utility service. PRC shall identify priority water line upgrades which would prevent further ground water degradation; MSC shall perform priority water line upgrades to prevent further ground water degradation Upon completion of the RCCC, or at the direction of DOE, the 300 Area water system may be reassigned to the MSC. <p><u>Note:</u> The 100K Area and 400 Area Water Systems will be operated and maintained by the PRC.</p>									

Type of Interface	Activity (Service - Mandatory)	MSC (Service Provider)	PRC	TOC	WTP	RCCC	Other Site Users	Requirements	Cost Allocations
P/S	Sewer Systems	Provide service to Site contractors	Receive service from and provide input to MSC	Receive service from and provide input to MSC	Receive service from and provide input to MSC	Receive service from and provide input to MSC	Receive service from and provide input to MSC	WAC 246-272, 272A, 272B, Large On-site Sewage Systems; WAC 173-224, Sanitary Sewers	Hanford Site-wide sewer upgrades and Basic Service are funded through MSC; provided at no cost to Hanford Site contractors. Direct, mission-related upgrade projects are paid for by the Hanford Site contractor requiring the upgrade
<p>Sewer system operations provide sewer pumper truck services and collection of sewage through piping for treatment and disposal in subsurface soil absorption systems. The geographic areas to be served are the 600 Area and 200 Area. The 100N Area sanitary sewer system, the 100N Sanitary Sewage Lagoon, all 100 B Area, C Area, D Area, F Area, H Area, and the 200 Area ERDF sanitary sewer holding tanks, and the 300 Area sanitary sewer system are within the scope of the RCCC. The 100N Lagoon is operated by RCCC. Additionally, the RCCC pipes waste directly to the lagoon from the 100 Area operations.</p> <ul style="list-style-type: none"> MSC shall operate the Hanford Site sanitary sewer systems, including compliance sampling; maintenance of support structures, systems, and components; and performance of sewer administration duties in accordance with the State of Washington sanitary sewer regulations. MSC shall update the existing <i>Sewer System Master Plan</i>. The Plan shall document a strategy for managing repairs, life extensions, replacements, and deactivations for facilities and equipment for the sewer systems within the scope of this contract over a ten year planning horizon and shall be updated every two (2) years. MSC shall coordinate termination of 100N lagoon use with RCCC and determine alternate disposal operations for pumped sewer system waste. Hanford Site contractors shall provide input to the <i>Sewer System Master Plan</i>. <p><u>Notes:</u></p> <ul style="list-style-type: none"> The 100N Area sanitary sewer system, the 100N Sanitary Sewage Lagoon, all 100 B Area, C Area, D Area, F Area, H Area, and the 200 Area ERDF sanitary sewer holding tanks, and the 300 Area sanitary sewer system are excluded from the scope of this Contract. These sewer systems are within the scope of the RCCC. The 100N Lagoon is operated by RCCC. Additionally, the RCCC pipes waste directly to the lagoon from the 100 Area operations. Currently, waste pumped from area sewer systems are deposited in that lagoon and are expected to be available to the MSC until late 2008/early 2009. Upon completion of the RCCC, or at the direction of DOE, utilities assigned to the RCCC, may be reassigned to the MSC. The 100K Area and 400 Area sanitary sewer systems will be operated and maintained by the PRC. 									

Type of Interface	Activity (Service - Mandatory)	MSC (Service Provider)	PRC	TOC	WTP	RCCC	Other Site Users	Requirements	Cost Allocations
S	Sanitary Waste Management and Disposal	Provide service to Site contractors	Receive service from and provide input to MSC	Receive service from and provide input to MSC	Receive service from and provide input to MSC	Receive service from and provide input to MSC	Receive service from and provide input to MSC (PNNL on Hanford Site)		Usage based Service reimbursed by the user
<p>Sanitary Waste Management and Disposal function consists of waste collected from on-site dumpsters and transport to off-site landfills for disposal. This includes management and oversight of Hanford sanitary, inert and demolition waste landfills that are currently in operation or closed.</p> <ul style="list-style-type: none"> • MSC shall pick-up, inspect, and dispose of non-radioactive, non-hazardous dry waste. • Hanford Site contractors shall request and provide requirements for service. 									

Site Business Management									
Type of Interface	Activity (Service – Mandatory and Interface)	MSC (Service Provider)	PRC	TOC	WTP	RCCC	Other Site Users	Requirements	Cost Allocations
I/S	Land-Use Planning and Management (Service mandatory only for site selection and excavation permits)	Provide service	Request service from MSC and provide input	Request service from MSC and provide input	Request service from MSC and provide input	Request service from MSC and provide input	Receive service from and provide input to MSC, as applicable	CRD O 430.1B, <i>Real Property Asset Management</i>	MSC bears the cost burden of program administration; Hanford Site contractors bear internal implementation costs
<p>Land-Use Planning and Management consists of land-use planning (for the Hanford Site, in general and specific parcels) and management (including day-to-day implementation of the <i>Comprehensive Land Use Plan [CLUP]</i>).</p> <ul style="list-style-type: none"> • MSC shall perform management of real property at the Hanford Site for DOE and coordinate the use of real property among Hanford Site contractors. MSC shall perform a range of real property activities, such as conducting land-use planning for areas and specific parcels; conducting reviews and integrating land-use requests for all new facilities, infrastructure systems, land improvements, or change of land use; conducting land management activities, including day-to-day implementation of the CLUP; managing land use requirements and beneficial reuse of land; and conducting real estate activities in the out-grant and disposal of real property or interests therein. • MSC shall implement the CLUP as directed or interpreted by DOE. MSC shall assess the need for updating the existing or developing new Area Management Plans and Resource Management Plans. In coordination with other Hanford Site contractors, the MSC shall develop new plans and update existing plans where applicable. • MSC shall administer and manage the Site Selection and Excavation Permit process. • MSC shall monitor and assess the use of real property to assure compliance with restrictions, such as institutional controls. • MSC shall manage real property by reviewing property uses, reclassifying land use and facilities, investigating and characterizing land, monitor misuse of property or encroachments, identifying orphan or unknown land uses (e.g., non-pristine land, hazards, and waste sites), dispositioning non-permitted activities; and tracking and documenting land-use occurrences and activities. • Hanford Site contractors shall support the land-use planning and management program as administered by the MSC, including providing input to the Ten Year Site Plan (TYSP). • MSC shall develop the TYSP for the Hanford Site in coordination with other Site contractors and in accordance with CRD O 430.1B, <i>Real Property Asset Management</i>. 									

Type of Interface	Activity (Interface)	MSC	PRC	TOC	WTP	RCCC	Other Site Users	Requirements	Cost Allocations
I	Long-term Stewardship	Receive input from Site contractors	Deliver input to MSC	Deliver input to MSC	Deliver input to MSC	Deliver input to MSC	N/A	Hanford Site <i>Comprehensive Environmental Response, Compensation, and Liability Act of 1980 (CERCLA) Records of Decision. CERCLA 5-Year Review criteria.</i>	MSC bears the cost burden of program administration; Hanford Site contractors bear internal implementation costs. Cost for sites transferred (post-remediated) to MSC are the responsibility of the MSC. Transition costs are the responsibility of the respective Hanford Site contractor.
<p>Long-term stewardship (LTS) includes all engineered and non-engineered institutional controls designed to contain or to prevent exposures to any potential residual contamination and waste, such as surveillance activities, record-keeping activities, inspections, groundwater monitoring, ongoing pump and treat activities, cap repair, maintenance of entombed buildings or facilities, maintenance of other barriers and containment structures, access control, and posting signs.</p> <ul style="list-style-type: none"> • MSC shall provide for integrated planning of LTS for the entirety of the Hanford Site. • MSC shall prepare and maintain the <i>Hanford Long-Term Stewardship Plan</i>, the <i>Long Term Surveillance and Maintenance Plan</i>, and the <i>Hanford Long-Term Stewardship Information Management Plan</i>. • MSC shall coordinate with Hanford Site contractors and compile data and prepare the Hanford Site-wide assessments of institutional controls, and the Hanford Site-wide <i>Comprehensive Environmental Response, Compensation, and Liability Act of 1980 (CERCLA) 5-year reviews</i> including comment response. • MSC shall execute LTS for those portions of the Site assigned to the MSC, with exception of groundwater monitoring, groundwater remediation activities, and ongoing pump and treat activities. • Hanford Site contractors provide information for the <i>Hanford Long-Term Stewardship Plan</i>, <i>Annual NEPA Mitigation Action Plan Accomplishments</i>, <i>IC Plan</i>, <i>Hanford Long-Term Stewardship Information Management Plan</i>, <i>CERCLA 5-year reviews</i>, & <i>Site Transition Plans</i>. • Hanford Site contractors shall comply with the Transition Plans for transfer of remediated sites to MSC. • Hanford Site contractors shall coordinate with the MSC in development of CERCLA RODs including institutional controls to achieve consistency with the LTS Plan. 									

Type of Interface	Activity (Interface)	MSC	PRC	TOC	WTP	RCCC	Other Site Users	Requirements	Cost Allocations
I	Facility Information Management System (FIMS)	Receive input from Site contractors	Deliver input to MSC	Deliver input to MSC	Deliver input to MSC	Deliver input to MSC	Deliver input to MSC, as applicable	CRD O 430.1B, <i>Real Property Asset Management</i>	MSC bears the cost burden of program administration; Hanford Site contractors bear internal implementation costs
<p>DOE uses FIMS as the Complex-wide real property database for real property which provides an inventory and management tool that assists with planning and managing real property assets. FIMS is centrally managed at DOE Headquarters.</p> <ul style="list-style-type: none"> MSC shall manage the local effort for FIMS, meeting specific, annual reporting requirements and shall be responsible for collecting data from Hanford Site contractors in order to meet all mandatory reporting requirements. Hanford Site contractors deliver FIMS data and input to the <i>Comprehensive Data/Site Management Strategy</i> for spatial data. 									
Type of Interface	Activity (Interface)	MSC	PRC	TOC	WTP	RCCC	Other Site Users	Requirements	Cost Allocations
I	Hanford Site Structures List and Hanford Waste Site Assignment List	Receive input from Site contractors	Deliver input to MSC	Deliver input to MSC	Deliver input to MSC	Deliver input to MSC	Deliver input to MSC		MSC bears the cost burden of program administration; Hanford Site contractors bear internal implementation costs
<p>The <i>Hanford Site Structures List (List)</i> and <i>Hanford Site Assignment List</i> is the integrated, central inventory of Hanford facilities, structures, and waste sites. DOE Hanford uses these lists for integrated planning of baselines, cost-estimating, reporting DOE Gold Chart metrics, establishing assignment of responsibility for each facility and waste site to Site contractors, support to FIMS, HSTD (Hanford Site Technical Data Base), Caretaker, and WIDS. This activity provides for maintenance, configuration control, and upgrading of the Lists.</p> <ul style="list-style-type: none"> MSC shall maintain the <i>Hanford Site Structures List</i> and <i>Hanford Waste Site Assignment List</i> serving as Administrator of the data, and is responsible for the platform for the data and Site-wide reporting. MSC shall be responsible for the Site-wide configuration control process, and shall be responsible for collecting data from Hanford Site contractors in order to meet all mandatory reporting requirements. Proposed changes in assignment of facilities must be ratified by DOE. <p>Hanford Site contractors deliver facilities, structures, and wastes site data and input to the <i>Hanford Site Structures List</i> and <i>Hanford Waste Site Assignment List</i>.</p> <p>The Hanford Site contractors shall provide data and support to the MSC, for the Hanford Sites contractor's facilities, waste sites and activities, to support maintenance of the <i>Hanford Site Structures List</i> and <i>Hanford Waste Site Assignment List</i>, Hanford Site contractors supplying information/ data are responsible for data quality.</p>									

Type of Interface	Activity (Interface)	MSC	PRC	TOC	WTP	RCCC	Other Site Users	Requirements	Cost Allocations
I	Condition Assessment Surveys (CAS)	Receive input from Site contractors	Deliver input to MSC	Deliver input to MSC	Deliver input to MSC	Deliver input to MSC	Deliver input to MSC		MSC bears the cost burden of program administration; Hanford Site contractors bear internal implementation costs
<p>CAS is used to assess the current material condition of its facilities, structures, systems, and equipment, and documents maintenance deficiencies. The assessment information for each assessed item is entered into the Condition Assessment Information System (CAIS), which provides an estimate of maintenance upgrade costs.</p> <ul style="list-style-type: none"> MSC shall manage the Hanford Site CAS/CAIS and provide for the administration of and execution of the CAS inspection program in order to accurately evaluate the existing state of specific facilities and identifying the deferred maintenance liability. MSC shall coordinate all of the necessary inspection activities with the various site contractors that have eligible facilities for CAS inspections. MSC shall make the CAS data available to the mission contractors. Hanford Site contractors shall enable access to MSC for conducting on-site condition assessments. 									
Type of Interface	Activity (Service - Mandatory)	MSC (Service Provider)	PRC	TOC	WTP	RCCC	Other Site Users	Requirements	Cost Allocations
I/S	Geospatial Information Management	Provide service to Site contractors	Receive service from and provide input to MSC	Receive service from and provide input to MSC	Receive service from and provide input to MSC	Receive service from and provide input to MSC	Receive service from and provide input to MSC, as applicable		MSC bears the cost burden of program administration; Hanford Site contractors bear internal implementation costs
<p>Geospatial Information (relates the visualization, measurement, and analysis of features or phenomena that occur on the earth) supports the execution of requirements for worker health, land use planning, emergency response, etc., and is available to all Hanford Site contractors.</p> <ul style="list-style-type: none"> MSC shall develop and implement a comprehensive <i>Hanford Geospatial Information Strategy and Implementation Plan (H-GIS)</i> to ensure that all spatial data, information and documentation required for accomplishing the Hanford Site missions are captured, managed, and preserved. The MSC shall provide general and business-specific Hanford Site maps, and act as a central geospatial clearinghouse to coordinate, capture, manage, and share geospatial information, including management of the Hanford Geographical Information System (HGIS). Hanford Site contractors deliver data to MSC and input to <i>Comprehensive Data/Site Management Strategy</i> for spatial data. 									

Type of Interface	Activity (Service - Mandatory)	MSC (Service Provider)	PRC	TOC	WTP	RCCC	Other Site Users	Requirements	Cost Allocations
I/S	Property Systems/- Acquisition & Materials Management	Provide service to Site contractors	Receive service from and provide input to MSC	Receive service from and provide input to MSC	Receive service from and provide input to MSC	Receive service from and provide input to MSC	Receive service from and provide input to MSC, as applicable (PNNL on Hanford Site)		MSC bears the cost burden of program administration; Hanford Site contractors bear internal implementation costs and any costs associated with delivery of excess materials to the central recycling and turn-over of excess property for disposition
<p>Property Systems/Acquisition & Materials Management consists of Site-wide processes and procedures for centralized personal property management functions, such as recycling of precious metals and processing equipment that is no longer needed through the excess property system. Tracking of all DOE-owned, Contractor-managed property (Site-wide) is accomplished by means of decentralized data entry into the primary property management site-wide database (Sunflower Asset Management System [SAMS]). The Program also manages the centralized storage and staging of equipment and inventory through the use of various on-Site warehouses.</p> <ul style="list-style-type: none"> • MSC shall provide a Site-wide Personal Property Systems and Materials Management Program that provides for tracking of accountable personal property, management of the property management database (Sunflower Asset Management System [SAMS], including providing Site-wide property management reports) and other related systems; central recycling; excess property dispositioning; and equipment transfers and loans. • MSC shall manage the (on-site) “stores” inventory warehouses. As required, the MSC shall provide for delivery of inventory items to on-Site locations managed by other contractors. MSC shall manage the supply chain, and evaluate Site-wide demand, usage trends, and programmatic requirements to act as lead in the reduction of existing line item site inventory to the lowest achievable levels. And administer the spare parts program for the Hanford Site • Hanford Site contractors deliver input to MSC to include warehouse requirement needs, Property Information Data Systems (PIDS) data, and Contractor Balanced Scorecard Report data; and deliver property no longer required. 									

Type of Interface	Activity (Interface)	Pension and Savings Committee	MSC	PRC	TOC	WTP	RCCC	Other Site Users	Requirements	Cost Allocations
I	Hanford Site Pension Plan (HSPP) Hanford Site Savings Plan (HSSP) Hanford Employee Welfare Trust (HEWT)	Receive input from sponsoring Site contractors and provide to MSC	Sponsor and receive input from Pension and Savings Committee	Sponsor and deliver input to Pension and Savings Committee	Sponsor and deliver input to Pension and Savings Committee	Sponsor and deliver input to Pension and Savings Committee	Sponsor and deliver input to Pension and Savings Committee	N/A	<i>Employee Retirement Income Security Act</i> Financial Accounting Standards Internal Revenue Code Internal Revenue Service Regulations FAR 31.205 DEAR 970.3102-2	MSC bears the cost burden of program administration shall be costs of each plan individually and allocated to the participating sponsors (Hanford Site contractors)
		<ul style="list-style-type: none"> MSC shall provide administration for the HSPP, HSSP, and HEWT. Hanford Site participating sponsors provide funding and deliver input to the Pension and Savings Committee whose decisions are provided to the MSC. 								

Type of Interface	Activity (Interface)	MSC	PRC	TOC	WTP	RCCC	Other Site Users	Requirements	Cost Allocations
I/S	External Affairs	Provide service and receive support from Site contractors	Support MSC	Support MSC	Support MSC	Support MSC	Support MSC		MSC bears the cost burden of program administration; Hanford Site contractors bear internal implementation costs
		External Affairs includes assistance to DOE in its programs to communicate with outside entities for Hanford Site tours. <ul style="list-style-type: none"> MSC shall work with DOE to strategize, plan, arrange logistics for and conduct or support Hanford Site tours and visits to projects/facilities by external parties as requested. MSC shall provide transportation, badging coordination, working with other Site contractors, as needed, and providing guides/speakers, handouts, and refreshments, as appropriate or as requested. Hanford Site contractors shall provide technical staff support to MSC when their facilities or waste sites are visited, to include guides/speakers, and handouts, appropriate, when the tour involves respective Hanford Site contractor workscope. MSC shall support DOE's management of the Hanford web site. 							
Type of Interface	Activity (Interface)	MSC	PRC	TOC	WTP	RCCC	Other Site Users	Requirements	Cost Allocations
I	External Reviews	Receive support from Site contractors	Support MSC	Support MSC	Support MSC	Support MSC	Support MSC as applicable		MSC bears the cost burden of program administration; Hanford Site contractors bear internal implementation costs
		External Reviews provides support to DOE during audits and assessments from outside entities having oversight responsibility for DOE-RL and DOE-ORP and their contractors. These entities include the Defense Nuclear Facilities Safety Board, the Government Accountability Office, the DOE Office of Inspector General, and other governmental and Department of Energy oversight organizations, such as the Office of Health, Safety, and Security and Office of Enforcement. <ul style="list-style-type: none"> The MSC shall support DOE-RL and DOE-ORP in hosting staff from auditing and assessing organizations, providing or coordinating required presentations, responding to information requests, and by providing required subject matter experts to respond to questions and information requests. Hanford Site contractors shall provide support to MSC, as directed by DOE, in their External Reviews responsibilities. 							

Type of Interface	Activity (Service – Optional)	MSC (Service Provider)	PRC	TOC	WTP	RCCC	Other Site Users	Requirements	Cost Allocations
S	Courier Services	Provide service to Site contractors	Receive service from MSC	Receive service from MSC	Receive service from MSC	Receive service from MSC	Receive service from MSC, as applicable		Funded through MSC; provided at no cost to Hanford Site contractors
<p>Courier services for the Hanford Site includes delivery and pickup of miscellaneous items, such as calibrated instruments, medical samples, equipment to be repaired, and essential (time-sensitive, critical) documents.</p> <ul style="list-style-type: none"> MSC shall provide transportation of priority or time-sensitive documents, medical samples or supplies (i.e., serum, blood samples, medical records, etc.), calibrated instruments, new or used office machines to and from repair facilities, and pickup and shredding of classified documents. Hanford Site contractors shall request and provide requirements for service. 									
Type of Interface	Activity (Service – Large Volume: Mandatory; Convenience Copiers: Optional)	MSC (Service Provider)	PRC	TOC	WTP	RCCC	Other Site Users	Requirements	Cost Allocations
S	Reproduction Services	Provide service to Site contractors	Receive service from MSC	Receive service from MSC	Optional	Optional	Optional service (except DOE)		Usage based Service reimbursed by the user.
<p>Reproduction Services provides large volume document reproduction services and manages the convenience copier contract. Reproduction includes duplication of paper, digitally transmitted documents, and engineering drawings; high volume copying services; color copies; forms reproduction; special bindings; tabbing, etc.</p> <ul style="list-style-type: none"> MSC shall provide printing, duplicating, binding, and reproduction services for the Hanford Site. Hanford Site contractors shall be responsible for identifying convenience copier locations to the MSC and for costs incurred to utilize equipment provided through the MSC copier contract. Hanford Site contractors shall request and provide requirements for service. 									

Type of Interface	Activity (Service – Optional Standards - Mandatory)	MSC (Service Provider)	PRC	TOC	WTP	RCCC	Other Site Users	Requirements	Cost Allocations
S	Multi-media Services	Provide service to Site contractors	Receive service from MSC	Receive service from MSC	Receive service from MSC	Receive service from MSC	Receive service from MSC, as applicable	Hanford Site Multimedia Standards	Usage based Service reimbursed by the user.
<p>Multi-media Services provides for the development, production, or acquisition of photos, videotapes, movies, audio productions, and other similar types of media.</p> <ul style="list-style-type: none"> MSC multi-media organization shall be a centralized resource for the Hanford Site. The Contractor shall establish the standards and written procedures that shall be used by all Hanford Site Contractors and DOE to inventory photographs, videos, etc, identified as records. The standards/procedures shall direct that all photos, videos, etc. taken or acquired are indexed, and that the images/photos are merged into a Hanford Site archive or clearinghouse. MSC shall conduct aerial photography of the Hanford Site (e.g., monthly), as directed by DOE. Whether using MSC, or procuring outside services, Hanford Site contractors shall: <ul style="list-style-type: none"> Comply with Hanford Site multi-media standards; Provide multi-media records to the MSC. 									
Type of Interface	Activity (Service – Mandatory)	MSC (Service Provider)	PRC	TOC	WTP	RCCC	Other Site Users	Requirements	Cost Allocations
S	Mail Services	Provide service to Site contractors	Receive service from MSC	Receive service from MSC	Receive service from MSC	Receive service from MSC	Receive service from MSC, as applicable	DOE G 573.1-1, <i>Mail Services Users Guide</i> 41 CFR 102–192, <i>Mail Management</i> U. S. Postal Services <i>Domestic Mail Management and International Mail Management</i>	Funded through MSC; provided at no cost to Hanford Site contractors.
<p>Mail Services for the Hanford Site includes delivery to major building/locations and relies on the serviced organization/company to deliver mail to individuals within their respective organizations.</p> <ul style="list-style-type: none"> MSC shall provide for basic mail services, including pickup and delivery of interplant and U.S. Postal mail to customers. The work scope includes the pickup, routing and delivery of interplant mail (i.e., mail that does not leave the Hanford Site). MSC shall distribute and pickup mail at defined locations in the contractor’s facilities. Hanford Site contractors shall be responsible for mail distribution to contractor staff within their facility. 									

Type of Interface	Activity (Service – Optional)	MSC (Service Provider)	PRC	TOC	WTP	RCCC	Other Site Users	Requirements	Cost Allocations
S	Site Forms Management	Provide service to Site contractors	Receive service from MSC	Receive service from MSC	N/A	N/A	Receive service from MSC (only DOE)		Funded through MSC; provided at no cost to Hanford Site contractors.
<p>Site Forms Management consists of a centralized and configuration-controlled forms management program that applies consistent design and utilizes the use of electronic forms in gathering of electronic record information to electronic records systems.</p> <ul style="list-style-type: none"> • MSC shall administer the Hanford Site forms management system and process, and design electronic forms for interactive use, as well as, conventional hard copy forms. MSC shall develop/design/revise/approve electronic and hard copy forms, eliminate obsolete or duplicate forms, maintain Site forms historical records, and maintain the system for centralized configuration management of site electronic and conventional hard copy forms. Development of forms shall be coordinated with the sponsor and its users. • Hanford Site contractors may request and provide requirements for service. • Hanford Site contractors are allowed to create and maintain unique forms relevant solely to their internal use, unless otherwise prohibited by Site policy. 									

Information Resources/Content (Records) Management (IR/CM)									
Type of Interface	Activity (Interface)	MSC	PRC	TOC	WTP	RCCC	Other Site Users	Requirements	Cost Allocations
I	Strategic Planning & Program Management	Receive input from Site contractors	Deliver input to MSC	Deliver input to MSC	N/A	N/A	Receive service from MSC, as applicable	<i>Clinger-Cohen Act</i> OMB A-11, A-300 all applicable Federal Information Technology requirements	MSC bears the cost burden of program administration; Hanford Site contractors bear internal implementation costs
		Strategic Planning & Program Management assesses the current IR/CM technology infrastructure, systems, applications, and business practices and provides recommendations for improving the scalability and reducing the life-costs over the current approach. <ul style="list-style-type: none"> MSC shall develop a <i>Computing and Telecommunications Strategic Plan</i>. PRC and TOC shall provide input to the <i>Computing, Telecommunications, and Content (Records) Management Strategic Plan</i>. 							
Type of Interface	Activity (Service – Mandatory)	MSC (Service Provider)	PRC	TOC	WTP	RCCC	Other Site Users	Requirements	Cost Allocations
S	Telephone Services	Provide service to Site contractors	Receive service from MSC	Receive service from MSC	N/A	N/A	Receive service from MSC, as applicable		Usage based service reimbursed by the user
		Telephone Services function consist of the Hanford Site Telephone Exchange activities that encompass voice, data, special circuits, 9-1-1 support, and attendant/operator services to Hanford Site programs, projects, and support organizations. <ul style="list-style-type: none"> MSC shall provide and maintain telecommunications capability and capacity sufficient to meet the needs of the Hanford site, encompassing those systems required to maintain data transmissions, including local, state, national, and international subscribers; data and network circuits; off-premise stations; telephone service to offsite offices occupied by Hanford Site end-users; alerting and crash alarm systems; and other miscellaneous voice and data circuits. Hanford Site contractors shall request and provide requirements for service. 							

Type of Interface	Activity (Service – Optional, except Emergency Response, which is Mandatory)	MSC (Service Provider)	PRC	TOC	WTP	RCCC	Other Site Users	Requirements	Cost Allocations
S	Pager Services	Provide service to Site contractors	Receive service from MSC	Receive service from MSC	N/A	Receive service from MSC	Receive service from MSC, as applicable		Usage-based service reimbursed by the user. Emergency Response related pagers are paid by MSC.
Pager Services provides the electronic network and devices for Hanford Site paging. <ul style="list-style-type: none"> MSC shall provide maintenance, operations and account administration of the Government-owned Hanford Site pager infrastructure and commercial pager services, including site, regional and national paging services. MSC shall provide system designs, integration, maintenance, frequency management, associated engineering services, and support to manage regional, international, and nonstandard inventory for pager replacement parts. Hanford Site contractors may request and provide requirements for service. 									
Type of Interface	Activity (Service – Optional)	MSC (Service Provider)	PRC	TOC	WTP	RCCC	Other Site Users	Requirements	Cost Allocations
S	Radio Services for Crafts	Provide service to Site contractors	Receive service from MSC	Receive service from MSC	N/A	Receive service from MSC	Receive service from MSC, as applicable	National Telecommunications and Information Administration requirements	Usage-based service reimbursed by the user. Equipment (radios, antennas, etc.), costs are the responsibility of the Hanford Site contractor
Radio Services for Crafts provides radio communication infrastructure and licensing. <ul style="list-style-type: none"> MSC shall provide engineering, maintenance and operations of non-emergency radio communication services, including associated infrastructure. MSC shall manage radio spectrum licensing and design, engineering integration, operations and maintenance, installation, upgrade and required system calibration services, and registration of radio frequencies with the National Telecommunications and Information Administration. Hanford Site contractors shall request and provide requirements for service. If procuring radios, the contractor must comply with Hanford Site specifications. 									

Type of Interface	Activity (Service – Mandatory)	MSC (Service Provider)	PRC	TOC	WTP	RCCC	Other Site Users	Requirements	Cost Allocations
S	Radio Services for Emergency Services	Provide service to Site contractors	Receive service from MSC	Receive service from MSC	N/A	Receive service from MSC	Receive service from MSC, as applicable	National Telecommunications and Information Administration requirements	Funded through MSC; provided at no cost to Hanford Site contractors. Equipment (radios, antennas, etc., costs are the responsibility of the Hanford Site contractor
<p>Radio Services for Emergency Services provides radio communication infrastructure and licensing.</p> <ul style="list-style-type: none"> • MSC shall provide engineering, maintenance and operations of radio communication services, including two-way, fire dispatch, safety and emergency preparedness, security systems and infrastructure. • MSC shall manage radio spectrum licensing and design, engineering integration, operations and maintenance, installation, upgrade and required system calibration services, and registration of radio frequencies with the National Telecommunications and Information Administration. • Hanford Site contractors shall: <ul style="list-style-type: none"> - Follow Hanford Site radio frequency policy and use the MSC for radio spectrum licensing; and - Request and provide requirements for service. 									

Type of Interface	Activity (Service – Mandatory)	MSC (Service Provider)	PRC	TOC	WTP	RCCC	Other Site Users	Requirements	Cost Allocations
S	Network Services	Provide service to Site contractors	Receive service from MSC	Receive service from MSC	N/A	N/A	Only DOE	CRD M 470.4-2, <i>Physical Protection</i>	Usage based service reimbursed by the user
<p>Network Services consist of the Hanford Local Area Network (HLAN) information infrastructure used by DOE-RL, DOE-ORP and Hanford Site contractors for intranet and internet services.</p> <ul style="list-style-type: none"> MSC shall operate and maintain the HLAN information/communication infrastructure including Application Hosting Services, Internet Support, Maintenance and Software License Management, Technology Support for Hardware and Software, network management and maintenance, desktop/user services, hardware maintenance, work station acquisition, redeployment and retirement, engineering and configuration, software distribution, and streaming video engineering services. Hanford Site contractors shall request and provide requirements for service. 									
Type of Interface	Activity (Service – Mandatory)	MSC (Service Provider)	PRC	TOC	WTP	RCCC	Other Site Users	Requirements	Cost Allocations
S	Information Systems	Provide service to Site contractors	Receive service from MSC	Receive service from MSC	N/A	Optional service	Optional service, except DOE		Funded through MSC; provided at no cost to Hanford Site contractors
<p>Information Systems provide integrated business, technical, and project information systems including management and performance of steady state operations, maintenance, development and enhancements for Hanford Site data systems, and support to project and business functions.</p> <ul style="list-style-type: none"> MSC provides database management, HLAN infrastructure maintenance, video-teleconferencing (VTC) support services, software and systems engineering, system development, systems operations and maintenance (O&M), software testing, software configuration management, and application hosting services. Hanford Site contractors shall request and provide requirements for service. 									

Type of Interface	Activity (Site-wide System – Mandatory Inventory & Scheduling Service - Optional)	MSC (Service Provider)	PRC	TOC	WTP	RCCC	Other Site Users	Requirements	Cost Allocations
I/S	Federal Records Inventory and Schedule Management	Provide service to and receive input from Site contractors	Deliver input to MSC	Deliver input to MSC	Deliver input to MSC	Deliver input to MSC	Deliver input to MSC, except PNNL	Various DOE directives and National Archives and Records Administration (NARA) regulations	Funded through MSC; provided at no cost to Hanford Site contractors. Optional service reimbursed by the user.
Inventory and Schedule Management provides the Hanford Site-wide RIDS database for inventorying and scheduling all Federal records for MSC and for designated contractors including those documenting the missions, programs, projects and all administrative functions. This work addresses all records (and non-records) originated or held by any of the covered contractors and includes records in all media, including electronic systems, databases, spreadsheets, microform, photo/negatives, hard copy paper, and all other formats and media. <ul style="list-style-type: none"> MSC shall provide Hanford Site-wide RIDS database for Hanford Site Federal records. Other Hanford Site contractors shall provide RIDS database information. 									
Type of Interface	Activity (Service – Mandatory)	MSC (Service Provider)	PRC	TOC	WTP	RCCC	Other Site Users	Requirements	Cost Allocations
S	Major Collection Management	Receive input from Site contractors	Deliver input to MSC	Deliver input to MSC	Deliver input to MSC (Optional)	Optional	Deliver input to MSC, except PNNL		MSC bears the cost burden of program administration; Hanford Site contractors bear internal implementation costs
Major Collection Management provides continued maintenance of significant collections of records. Examples of major collections include engineering drawings, photographs/negatives, videotapes, etc. <ul style="list-style-type: none"> MSC shall ensure that records in identified collections are indexed, authenticated, metadata complete, and are accessible to those that have a business requirement. Hanford Site contractors shall meet the requirements of Major Collection Management as administered by the MSC. 									

Type of Interface	Activity (Service – Mandatory)	MSC (Service Provider)	PRC	TOC	WTP	RCCC	Other Site Users	Requirements	Cost Allocations
S	Long-Term Records Storage	Provide service to Site contractors	Receive service from and provide input to MSC	Receive service from and provide input to MSC	Receive service from and provide input to MSC	Optional service	Receive service from and provide input to MSC	Various DOE and NARA regulations, including 36 CFR 1228.	MSC bears the cost burden of program administration
		Long-Term Records Storage provides for physical storage of over 110,000 cubic feet of records in various hard copy medium (paper, photographs, video, tapes, etc.). <ul style="list-style-type: none"> MSC shall provide long-term physical storage for paper and other hard copy media records and maintain information systems to manage that collection. Hanford Site contractors shall coordinate with MSC for pickup of records. 							

Portfolio Management

Type of Interface	Activity (Interface)	MSC	PRC	TOC	WTP	RCCC	Other Site Users	Requirements	Cost Allocations
I	Hanford Portfolio Planning, Analysis & Performance Assessment (<i>Integrated Hanford Life-Cycle Clean-up Plan; [Hanford] Programmatic Risk Management Plan; P3 schedules, and State of the Site briefing</i>)	Receive input from Site contractors	Deliver input to MSC	Deliver input to MSC	Deliver input to MSC	Deliver input to MSC	Deliver input to MSC, except PNNL and DOE		MSC bears the cost burden of program administration; Hanford Site contractors bear internal implementation costs
		<p>Hanford Portfolio Planning, Analysis & Performance Assessment consists of support to DOE-RL and DOE-ORP in maintaining the <i>Integrated Hanford Life-Cycle Clean-up Plan</i> that optimizes the mission life-cycle, enabling DOE to ensure cost and schedule efficiency while adequately anticipating and managing programmatic risk.</p> <ul style="list-style-type: none"> MSC shall perform Hanford Site portfolio integration, provide simulation and optimizing analysis tools, and coordinate and assist with integrated scheduling and performance evaluation. MSC shall develop an <i>Integration Issues Management Plan</i>, provide <i>Hanford Portfolio Planning</i>, develop and maintain an <i>Integrated Hanford Life-Cycle Clean-up Plan</i>, and shall evaluate project and program performance against the <i>Integrated Hanford Life-cycle Baseline</i>. Hanford Site contractors shall provide information to the MSC as necessary to complete the Hanford Portfolio Planning, Analysis & Performance Assessment activities. 							
Type of Interface	Activity (Interface)	MSC	PRC	TOC	WTP	RCCC	Other Site Users	Requirements	Cost Allocations
I	Project Acquisition and Support	Receive Critical Decision data and information from PRC and TOC	Deliver data and info. to MSC	Deliver data and info. to MSC	N/A	N/A	N/A		MSC bears the cost burden of program administration; Hanford Site contractors bear internal implementation costs
		<p>Project Acquisition and Support includes project initiation, design, construction, and/or procurement services to DOE and as an optional service to Hanford Site contractors.</p> <ul style="list-style-type: none"> As directed by DOE, MSC shall provide the means to enable DOE to perform its project owner management responsibilities, in the areas of planning and procurement actions for new projects, by supporting the Critical Decision (CD) 0 through CD-1/2 phase of new project life-cycles and, when requested, act as project lead in support of the CD-3 and 4 phase of new projects. Hanford Site contractors shall provide Critical Decision data and information to the MSC as directed by DOE. 							

Type of Interface	Activity (Interface)	MSC	PRC	TOC	WTP	RCCC	Other Site Users	Requirements	Cost Allocations
I	Independent Assessment and Analysis	Receive input from Site contractors	Deliver input to MSC	Deliver input to MSC	Deliver input to MSC	Deliver input to MSC	Deliver input to MSC, except PNNL and DOE		MSC bears the cost burden of program administration; Hanford Site contractors bear internal implementation costs
<p>Independent Assessment and Analysis provides to DOE a capability for ensuring that work is being accomplished in accordance with ESH&Q requirements, or to accomplish special DOE studies and obtain recommendations on an as needed basis to resolve technical and regulatory issues.</p> <ul style="list-style-type: none"> As directed by DOE, MSC shall provide specialty technical expertise, on a task-order basis, for areas such as project management, project control, cost estimating and scheduling, environmental, safety, quality and health, quality assurance, criticality, nuclear safety, radiological control, fire protection, environmental protection, regulatory compliance, Integrated Safety Management System, etc., and conduct independent analyses and generate technical assessment reports as needed in these areas. Hanford Site contractors shall provide data and facility access to the MSC as required by the Independent Assessment and Analysis activity. 									

PRC SERVICES AND INTERFACE ACTIVITIES									
Solid and Liquid Waste Stabilization and Disposition									
Type of Interface	Activity (Interface)	MSC	PRC	TOC	WTP	RCCC	Other Site Users	Requirements	Cost Allocations
I	Waste forecast system - Solid Waste Information and Tracking System (SWITS) and Solid Waste Integrated Forecast Technical Database (SWIFT)	Provide data to PRC	Receive data from Site contractors	Provide data to PRC	Provide data to TOC	Provide data to PRC	Provide data to PRC, except DOE	Solid Waste Information and Tracking System (SWITS) – database requirements	PRC bears the cost burden of program administration; Hanford Site contractors bear internal implementation costs.
Waste forecast system identifies future quantities of hazardous and radioactive waste generation for wastes managed by the contract. <ul style="list-style-type: none"> • PRC shall operate and maintain SWITS and SWIFT, and make available to other Site contractors. • Hanford Site contractors shall provide waste generation data. 									
Type of Interface	Activity (Service – Mandatory)	MSC	PRC (Service Provider)	TOC	WTP	RCCC	Other Site Users	Requirements	Cost Allocations
P	Low Level Waste (LLW) and Mixed Low Level Waste (MLLW) Treatment, Storage, and Disposal	N/A	Receive waste	Package and deliver to PRC	Provide waste to TOC	Package and deliver to PRC	Package and deliver to PRC, except DOE	HNF-EP-0063, <i>Hanford Site Solid Waste Acceptance Criteria</i> HNF-25842, <i>Solid Waste Operations Complex (SWOC) Authorization Agreement (AA)</i>	-PRC provides ready-to-serve capability. Waste generators provide funding for packaging, treatment, transport (including unloading), storage, and disposal -RCCC only pays for treatment, packaging, and transport. -TOC pays WTP waste disposal costs.
This activity provides for LLW and MLLW Treatment, Storage, and Disposal. <ul style="list-style-type: none"> • PRC shall perform waste unloading, receipt, storage, and disposal of LLW and MLLW. • Hanford Site contractors prepare waste, including packaging and treatment, and provide for waste transport. 									

Type of Interface	Activity (Service – Mandatory)	MSC	PRC (Service Provider)	TOC	WTP	RCCC	Other Site Users	Requirements	Cost Allocations
		<p>This activity provides for Transuranic (TRU) and Transuranic Mixed Waste (TRUM) certification and loading waste for shipment to the Waste Isolation Pilot Plant (WIPP).</p> <ul style="list-style-type: none"> • PRC shall receive waste from contractors, provides interim storage if required, certifies waste for shipment, prepares payloads, and loads waste for shipment to WIPP or other DOE Sites.. • Hanford Site contractors shall conduct and budget for packaging (if required by WAC) and transporting waste to PRC, and certifying for WIPP and loading waste for shipment to WIPP or other DOE Sites.. 							

WIPP CORE CHARACTERIZATION PROJECT SERVICES AND INTERFACE ACTIVITIES									
Transuranic Waste Characterization and Certification									
Type of Interface	Activity (Service – Mandatory)	WIPP Core Characterization on Project (CCP) (Service Provider)	PRC	TOC	MSC and WTP	RCCC	Other Site Users	Requirements	Cost Allocations
I/P/S	Transuranic (TRU) and Transuranic Mixed Waste (TRUM) Packaging, Characterization, Certification, and Transportation	Performs all Hanford TRU Waste Characterization and Certification activities.	Provides support to CCP characterization and certification activities. Receives waste from site users.	Package and deliver TRU to PRC	N/A	Package and deliver TRU to PRC	Except DOE, package and deliver TRU to PRC.	Hanford Site Solid Waste Acceptance Criteria (HSSWAC) (HNF-EP-0063) DOE/WIPP-02-3122, Rev.1, Contact-Handled Transuranic Waste Acceptance Criteria for the Waste Isolation Pilot Plant HNF-25842, Solid Waste Operations Complex (SWOC) Authorization Agreement (AA)	<ul style="list-style-type: none"> - PRC provides ready-to-serve capability for TRU waste receipt, storage, and repackaging. - Waste generators provide funding to PRC for the increment of work resulting from their waste - RCCC pays only for TRU treatment and packaging, and TRU transport to PRC.
		<ul style="list-style-type: none"> • CCP will provide, operate, and maintain RTR equipment, drum assay equipment, large box NDE/NDA equipment (if needed), and mobile loading equipment. • CCP will operate and maintain the Hanford Super-HENC equipment for Standard Waste Box (SWB) assay. • CCP will operate the Shipping and Receiving Bay within WRAP for TRUPACT loading. PRC will operate and maintain the balance of the WRAP facility. • CCP will provide the equipment for and perform head space gas sampling (HSGS) and analysis. • CCP will establish and implement appropriate ESH&Q programs to support CCP activities. • PRC will perform initial (in-field) assay of retrieved waste, as necessary, to segregate TRU from non-TRU waste. • PRC will perform all waste repackaging activities. • PRC will provide facility records, packaging records, and other documents necessary for CCP to prepare waste certification packages. • PRC will provide the necessary public release clearances for CCP generated documents. • PRC will provide the infrastructure to support installation and operation of the CCP-provided RTR equipment, drum assay equipment, and mobile loading equipment. • PRC will provide the facility and infrastructure to support the installation and operation of the large box NDE/NDA equipment, if needed. • PRC will provide mobile crane and crane operator support for CCP mobile loading equipment. • PRC shall receive TRU waste from other site users and provide interim storage if required. • PRC will identify ESH&Q interfaces with CCP. • Other Hanford Generators of TRU waste will provide TRU waste to PRC that complies with WIPP waste acceptance criteria. 							

PRC SERVICES AND INTERFACE ACTIVITIES									
Solid and Liquid Waste Stabilization and Disposition									
Type of Interface	Activity (Service – Mandatory)	MSC	PRC (Service Provider)	TOC	WTP	RCCC	Other Site Users	Requirements	Cost Allocations
P	Industrial and Radioactive Liquid Effluents Treatment and Disposal: 200 and 300 Area Liquid Waste Processing Facilities – <i>Effluent Treatment Facility (ETF), Liquid Effluent Retention Facility (LERF), 200 Area Treated Effluent Disposal Facility (TEDF), State Approved Land Disposal Site (SALDS); 310 Treated Effluent Disposal Facility (TEDF)</i>	N/A	Receive from TOC, WTP and RCCC	Deliver to PRC	Deliver to PRC	Deliver to PRC	Deliver to PRC, except DOE	Per facility safety analysis and waste acceptance criteria. For WTP, Section C.9 ICD 6 of DE-AC27-01RV14136	Funded through PRC; provided at no cost to Hanford Site contractors
<p>This activity provides for treatment and disposal of radioactive liquid effluents in the 200 and 300 Areas.</p> <ul style="list-style-type: none"> • PRC shall receive, treat, and dispose of industrial and radioactive liquid effluents from Site contractors. • Hanford Site contractors shall send waste to PRC facilities. 									

Type of Interface	Activity (Service – Mandatory)	MSC	PRC	TOC	WTP	RCCC	Other Site Users	Requirements	Cost Allocations
P	Immobilized High Level Waste (IHLW) Interim Storage	N/A	Receive from TOC	Transport to PRC	Provide filled IHLW canisters for TOC transport	N/A	N/A	(HNF-29132), Rev. 0, <i>Canister Storage Building and 200 Area Interim Storage Area Authorization Agreement</i> 61 FR 10736, March 15, 1996, Doc. 96-6291 DOE/RW-0351 Rev 3, <i>Waste Acceptance System Requirements Document, E000000000-00811-1708-0001, Rev 03</i>	PRC funds ready to serve operations of the CSB. Modifications to CSB or construction of other storage capability funded by TOC.
This activity provides for storage of IHLW. <ul style="list-style-type: none"> • PRC shall operate and maintain the Canister Storage Building. • TOC and PRC shall coordinate on modifications of the CSB for receipt of the IHLW. 									
Type of Interface	Activity (Service – Mandatory)	MSC	PRC (Service Provider)	TOC	WTP	RCCC	Other Site Users	Requirements	Cost Allocations
P	Immobilized low activity waste (ILAW) and bulk vitrification waste Disposal	N/A	Receive from TOC and dispose	Deliver to PRC	N/A	N/A	N/A	Documented Safety Analysis Integrated Disposal Facility Waste Acceptance Criteria [to be developed]	PRC provides ready-to-serve capability; waste generators provide funding to PRC for the increment of work resulting from their waste
This activity provides for disposal of ILAW and bulk vitrification waste. <ul style="list-style-type: none"> • PRC shall operate the Integrated Disposal Facility and receive/dispose waste. • TOC shall prepare and provide for transportation of ILAW and bulk vitrified waste to the IDF for disposal. 									

Groundwater and Vadose Zone Project									
Type of Interface	Activity (Service – Mandatory and Interface)	MSC	PRC (Service Provider)	TOC	WTP	RCCC	Other Site Users	Requirements	Cost Allocations
I/S	Groundwater/Vadose Zone Integration	Deliver to PRC	Receive from Site contractors	Deliver to PRC	N/A	Deliver to PRC	N/A		PRC bears the cost burden of program administration; Hanford Site contractors bear internal implementation costs
<p>The Groundwater/Vadose Zone Integration activity maintains and controls site-wide data and models used for groundwater/vadose zone analysis and coordinates site-wide groundwater/vadose zone activities.</p> <ul style="list-style-type: none"> • PRC shall conduct the groundwater/vadose zone integration project. • Hanford Site contractors shall participate in PRC periodic planning and coordination meetings; and deliver modeling and risk assessment information. Mission contractors shall provide comments on the annual update to the <i>Integrated Plan and Schedule for all soil and groundwater work</i>, and the annual <i>Groundwater Monitoring Report</i>. • Hanford Site contractors shall supply groundwater analysis requirements and reporting of risk assessment data and analysis, input for the Fiscal Year Integrated Groundwater Monitoring Plan for the Hanford Site, comments on the <i>Comprehensive Environmental Response, Compensation, and Liability Act of 1980 (CERCLA) Groundwater and Deep Vadose Zone Remediation Activity Progress Reports</i>. • Hanford Site contractors shall provide data/information to PRC on self-performed drill and sample soil borings that yield additional vadose zone characterization data, 									

Type of Interface	Activity (Service – Mandatory and Interface)	MSC	PRC (Service Provider)	TOC	WTP	RCCC	Other Site Users	Requirements	Cost Allocations
I/S	Hanford Environmental Data Integration	N/A	Receive from TOC, RCCC, and other Site contractors	Deliver input to PRC	N/A	Deliver input to PRC	Deliver input to MSC, except DOE		PRC bears the cost burden of program administration; Hanford Site contractors bear internal implementation costs
This activity provides for maintenance, configuration control, and upgrading of key Hanford Site environmental assessment databases. <ul style="list-style-type: none"> The PRC shall serve as Data Manager for the following information systems: <ul style="list-style-type: none"> Hanford Environmental Information System (HEIS); Sample Data Tracking (SDT) System; Hanford Well Information System (HWIS); Waste Information Data System (WIDS). The Hanford Site contractors shall provide data and support to the PRC, for the Hanford Sites contractor's facilities and activities, to support maintenance of the above listed Hanford-wide environmental databases. Hanford Site contractors supplying information/ data are responsible for data quality. 									
Type of Interface	Activity (Interface)	MSC	PRC	TOC	WTP	RCCC	Other Site Users	Requirements	Cost Allocations
I	Hanford Site Well Drilling and Decommissioning	Coordinate with PRC	Coordinate with TOC, RCCC, MSC, and other Site contractors	Coordinate with PRC	N/A	Coordinate with PRC	Coordinate with PRC		PRC bears the cost burden of program administration; Hanford Site contractors bear internal implementation costs
This activity includes drilling and decommissioning of Hanford Site wells. <ul style="list-style-type: none"> PRC shall coordinate with the mission contractors during the installation and maintenance of wells for the groundwater monitoring well network and maintain and implement the <i>Hanford Site Well Decommissioning Plan</i>. Hanford Site Contractors shall provide input for the <i>Hanford Site Well Decommissioning Plan</i>. 									

Spent Nuclear Fuel

Type of Interface	Activity (Service – Mandatory)	MSC	PRC	TOC	WTP	RCCC	Other Site Users	Requirements	Cost Allocations
P	Special Nuclear Fuel (SNF) Fragments Transportation	N/A	Receive from RCCC	N/A	N/A	Transfer to PRC	N/A		PRC bears the cost burden of program administration; Hanford Site contractors bear internal implementation costs
SNF fragments are safely stored. <ul style="list-style-type: none"> • RCCC shall package SNF fragments and transport to PRC. • PRC shall receive packaged SNF fragments from RCCC. 									

TOC SERVICES AND INTERFACE ACTIVITIES									
Base Operations									
Type of Interface	Activity (Interface)	MSC	PRC	TOC	WTP	RCCC	Other Site Users	Requirements	Cost Allocations
I	Double Shell Tank (DST) System Management	N/A	N/A	Integrate with WTP	Deliver input to TOC	N/A	N/A		TOC bears the cost burden of program administration
<p>DST System Management maintains acceptable waste feed specifications for future waste feed delivery to the WTP while also maximizing use of available DST space to facilitate single-shell tank waste retrieval and any in-tank treatment to preserve tank integrity and improve waste feed characteristics.</p> <ul style="list-style-type: none"> • TOC shall integrate with the WTP contractor, develop the <i>Integrated Waste Feed Delivery Plan</i>, and the <i>River Protection Project System Plan</i>, and operate the DST system. • WTP shall provide input for feed delivery integration. 									
Type of Interface	Activity (Service – Mandatory)	MSC	PRC	TOC (Service Provider)	WTP	RCCC	Other Site Users	Requirements	Cost Allocations
S	Vent and Balance	Receive service from TOC	Receive service from TOC	Provide service to PRC and MSC	N/A	N/A	N/A		Usage based Service reimbursed by the user
<p>Vent and Balance provides as a variable service, testing of ventilation and filters, and ventilation balance to maintain established flows and pressures on systems. Specifics include ventilation stack flow testing, fume hood flow testing, high efficiency particulate air (HEPA) filter vacuum testing/certification and HEPA filter efficiency testing.</p> <ul style="list-style-type: none"> • TOC shall perform cost-effective/efficient Vent and Balance services (primarily HEPA filter testing and replacement) for RPP facilities and for the balance of the Hanford Site. • PRC and MSC shall request and provide requirements for service. 									

Type of Interface	Activity (Service – Mandatory)	ASPC	MSC	PRC	TOC (Service Provider)	WTP	RCCC	Other Site Users	Requirements	Cost Allocations
S	Analytical Laboratory Support (Landlord Services for 222-S Laboratory Complex)	Receive service from TOC	N/A	N/A	Provide service to ASPC	N/A	N/A	N/A		Funded through TOC; provided at no cost to Hanford Site contractors.
Analytical Services are performed by the Analytical Services Production Contractor (ASPC), a separate prime contractor to DOE-ORP, while laboratory facility operations and maintenance are performed by the Contractor. <ul style="list-style-type: none"> • TOC shall operate and maintain the 222-S Laboratory Complex to support analysis activities performed by the ASPC. • ASPC will provide input and coordination to support operations. 										
Type of Interface	Activity (Interface)	ASPC	MSC	PRC	TOC	WTP	RCCC	Other Site Users	Requirements	Cost Allocations
I	Analytical Integrated Planning (222-S Laboratory Complex)	Provide data to TOC	N/A	Provide data to TOC	Integrate data	N/A	N/A	N/A		TOC bears the cost burden of program administration; Hanford Site contractors bear internal implementation costs
Analytical Integrated Planning provides integrated Site-wide analysis plans, data quality objectives, and process and analytical technology support. <ul style="list-style-type: none"> • TOC shall interface with the ASPC to develop sample analysis rates and waste generation estimates. • Hanford Site contractors shall use integrated planning products to plan sample analysis expenditures. • Hanford Site contractors shall provide input to support sample analysis planning. 										
Type of Interface	Activity (Interface)	MSC	PRC	TOC	WTP	RCCC	Other Site Users	Requirements	Cost Allocations	
I	Tank Closure and Waste Management Environmental Impact Statement (EIS) and Record of Decision (ROD)	Deliver input to DOE-ORP	Deliver input to DOE-ORP	Deliver input to DOE-ORP	N/A	N/A	N/A	Per EIS Project Plan	Hanford Site contractors bear the cost of their respective resources for this activity	
Tank Closure and Waste Management EIS and ROD is a regulatory requirement supporting Hanford Site closure activities. DOE is currently preparing the Tank Closure and Waste Management (TC & WM) Environmental Impact Statement (EIS). The TC & WM EIS is evaluating options for managing and disposing of waste, supplemental treatment, tank closure and establishing final end states for the Fast Flux Test Facility (FFTF) at Hanford. These decisions are expected to be applied to the related programs after 2009. <ul style="list-style-type: none"> • DOE-ORP will develop the Tank Closure and Waste Management EIS and ROD. • Hanford Site contractors shall provide input to the Tank Closure and Waste Management EIS and ROD. 										

Waste Treatment and Immobilization Plant Support									
Type of Interface	Activity (Service – Mandatory and Interface)	MSC	PRC	TOC (Service Provider)	WTP	RCCC	Other Site Users	Requirements	Cost Allocations
I/S	WTP Support	Provide services to WTP	Provide services to WTP	Coordinate and provide services to WTP	Receive service from and provide input to TOC	N/A	N/A	ICD 1, <i>Raw Water</i> ICD 2, <i>Potable Water</i> ICD 3, <i>Radioactive Solid Wastes</i> ICD 5, <i>Non-Radioactive, Non-Dangerous Liquid Effluents</i> ICD 6, <i>Radioactive Dangerous Liquid Effluents</i> ICD 9, <i>Land for Siting</i> ICD 11, <i>Electricity</i> ICD 12, <i>Roads</i> ICD 14, <i>Immobilized High-Level Waste</i> ICD 15, <i>Immobilized Low-Activity Waste</i> ICD 19, <i>Low-Activity Waste Feed</i> ICD 23, <i>Waste Treatability Samples</i> ICD 28, <i>Pit 30 Aggregate Supply for Construction</i>	TOC bears the cost burden of ICD development and services provided to WTP
WTP interface provides support for WTP construction. <ul style="list-style-type: none"> • MSC, PRC, and TOC shall comply with the existing Interface Control Documents with the WTP contractor. • TOC shall be responsible for coordinating, planning and paying for the WTP contractor's requirements for infrastructure, utility, and service support from the MSC. • WTP shall maintain WTP Interface Control Documents. 									

OTHER DOE DIRECT-CONTRACTED SERVICES										
Type of Interface	Activity (Service - Optional)	Del Sol, Inc (Service Provider).	MSC	PRC	TOC	WTP	RCCC	Other Site Users	Requirements	Cost Allocations
S	Janitorial Service	Provide service to Site contractors	Receive service	Receive service	Receive service	N/A	Receive service	Receive service		General and Administrative (G&A) cost for each contract
Del Sol, Inc. provides janitorial services for certain buildings in the 600, 700 and 1100 Areas of the DOE-RL, Richland, Washington. Services include light cleaning, high cleaning, and special services, as needed.										

Type of Interface	Activity (Service - Optional)	Unitech Services Group (Service Provider)	MSC	PRC	TOC	WTP	RCCC	Other Site Users	Requirements	Cost Allocations
S	Laundry Service	Provide service to Site contractors	Receive service	Receive service	Receive service	Receive service	Receive service	Receive service		Fee for service
Unitech Services Group provides for commercial laundry and decontamination services for government-owned protective clothing, non-regulated items, and regulated face pieces. This service includes periodic batch pick-up and drop-off at site locations.										

Type of Interface	Activity (Service - Mandatory)	AMH (Service Provider)	MSC	PRC	TOC	WTP	RCCC	Other Site Users	Requirements	Cost Allocations
S	Occupational Medicine Service	Provide service to Site contractors	Receive service	Receive service	Receive service	N/A	Receive service	Optional service		Fee for service
<p>AdvanceMed Hanford (AMH), under a separate prime contract to DOE-RL manages the Site Occupational Medical Contract to provide occupational health services through health risk management and occupational health services to personnel at Hanford. AMH has the lead to coordinate Health Risk Management program teams with the Site in identifying and analyzing the hazards that Hanford personnel face in the work environment and brings an awareness of health and safety issues to DOE, Hanford Site contractors, and others.</p> <p>AMH provides the following, but is not limited to these types of services: medical monitoring and qualification examinations, including the controlled substances/alcohol testing program (mandatory use); diagnosis and treatment of occupational injury or illness; monitored care; legacy health issues; employee counseling and health promotion; occupational health process improvement; human reliability testing; records management; emergency and disaster preparedness; health care cost management; field/facility visits; case management; records and data extraction; other occupational medicine services; reporting; and supporting transition.</p>										
Type of Interface	Activity (Interface & Service -- Mandatory)	Westech (Service Provider)	MSC	PRC	TOC	WTP	RCCC	Other Site Users	Requirements	Cost Allocations
I/S	Personnel Security Services	Provide service to Site contractors	Receive service from and provide input to Westech	Receive service from and provide input to Westech	Receive service from and provide input to Westech	N/A	Receive service from and provide input to Westech	Receive service from and provide input to Westech	CRD M 470.4-5, <i>Personnel Security</i>	Direct funded by DOE
<p>Westech currently provides technical and administrative support expertise for the implementation of the DOE Personnel Security Program, including clearance and special access processing, adjudication of investigative reports, human reliability programs, and other personnel security related programs. Westech also provides transcription services, screening and processing classified mail, operation of the vault, visitor control and security education for both employees and visitors located in the Federal Office Building (FOB), and management of several personnel security-related databases.</p>										

Type of Interface	Activity (Service - Optional)	PNNL (Service Provider)	MSC	PRC	TOC	WTP	RCCC	Other Site Users	Requirements	Cost Allocations
S	Research, development, and demonstration	Provide service to Site contractors	Receive service	Receive service	Receive service	Receive service	Receive service	Receive service		Fee for service
<p>PNNL is one of five Office of Science multi-program laboratories that conduct research and development activities. Some of the programs conducted at PNNL are part of the DOE Office of Science laboratory system and require no integration with the Hanford DOE Office of Environmental Management programs; however, many of the research and technology development programs have direct relevance to the Hanford cleanup mission. As applicable, the Contractor is encouraged to utilize the scientific and technical capabilities available from PNNL and work directly with PNNL to maximize the benefit to Hanford from the National research and development program.</p>										
Type of Interface	Activity (Service - Mandatory)	ASPC (Service Provider)	MSC	PRC	TOC	WTP	RCCC	Other Site Users	Requirements	Cost Allocations
S	Sample Analysis (highly radioactive)	Provide services to TOC and PRC	N/A	Receive services from ASPC	Receive services from ASPC	N/A	N/A	N/A		Fee for service
<p>Analytical Services are performed by the Analytical Services Production Contractor (ASPC) under a separate prime contract to DOE-ORP is responsible for providing analysis of highly radioactive samples in support of Hanford Site projects. These services will be performed in the 222-S Laboratory Complex located in the 200 Area of Hanford.</p> <p>The ASPC is responsible for: receiving samples, which are potentially highly radioactive; preparing samples, which are potentially highly radioactive for analysis; recording and tracking all samples and related waste materials; performing chemical and radionuclide analyses using necessary quality control and quality assurance; reporting the results and archive sample remainders as required by the customer; and providing Standards Laboratory services for the Hanford Site.</p>										
Type of Interface	Activity (Service - Mandatory)	JCI (Service Provider)	MSC	PRC	TOC	WTP	RCCC	Other Site Users	Requirements	Cost Allocations
S	Steam Services	Deliver service to Site contractor	Receive service	Receive service	Receive service	N/A	Receive service	Receive service		RCCC & TOC "advance" pay from their DOE funding allocations. MSC & PRC costs are funded by DOE-RL directly to JCI from PBS-40
<p>Johnson Controls, Incorporated (JCI), under a separate prime contract, is responsible for the Energy Savings Performance Contract, which currently includes steam service to support heating and other operations at the Site and air compressors for twenty 300 Area facilities. JCI can also propose additional energy conservation measures. These may include, but are not limited to, lighting system upgrades; pumping system upgrades; automation; heating, ventilation, and air conditioning upgrade; and addition of utility monitoring and control systems.</p>										

Type of Interface	Activity (Service – Mandatory)	MSC	PRC	TOC	WTP	RCCC (Service Provider)	Other Site Users	Requirements	Cost Allocations
P	Waste Disposal - CERCLA remediation Low Level (LLW) and Contact-handled and Remote-handled (CH/RH) Mixed Low Level (MLLW)	Deliver to RCCC	Deliver to RCCC	Deliver to RCCC	Deliver to RCCC	Receive from Site contractors	N/A		Hanford Site contractors budget for waste treatment and disposal; deliver waste to ERDF.
		<ul style="list-style-type: none"> RCCC performs treatment, storage, and disposal of <i>Comprehensive Environmental Response, Compensation, and Liability Act of 1980 (CERCLA)</i> LLW and CH/RH-MLLW. Hanford Site contractors shall request and provide requirements for service. 							

ATTACHMENT J.4

PERFORMANCE EVALUATION AND MEASUREMENT PLAN (PEMP)

PERFORMANCE EVALUATION
AND
MEASUREMENT PLAN (PEMP)
FOR THE
TANK OPERATIONS CONTRACT

Tank Operations Contract

Performance Evaluation and Measurement Plan

The Performance Evaluation and Measurement Plan (PEMP) detail the administration of performance measures and allocation of *Total Available Fee* as defined in Section B, *Supplies or Services and Prices/Costs*.

1. PERFORMANCE MEASURES

Each performance measure will set forth the specific requirements, criteria and/or specifications for acceptable performance of an outcome and the amount of fee assigned to the individual performance measure (See PEMP Table 4-1 for a summary of work requirements that may be targeted for performance measure's).

2. ALLOCATION OF AVAILABLE FEE

DOE will heavily weight the assignment of fee toward meeting production goals, such as treatment of waste and end-product goals, such as the retrieval of single-shell tank (SST) waste, treatment of tank waste, closure of SSTs, closure of SST Farms and full operational status constructed facilities.

3. PERFORMANCE MEASURE FEE STRUCTURE METHODS

Each performance measure may have a distinct fee structure to incentivize maximum performance and resource utilization by the Contractor. Individual performance measures may require the contractor to exceed approved baseline performance to earn 100 percent (%) of the fee allocated to that performance measure. DOE is not limited to the following list of Fee Structure Methods and may combine elements of multiple fee structures. Regardless of the Fee Structure Method used, payment of fee is subject to the fee reduction terms of this Contract, and Fee Determining Official (FDO) approval that the Contractor has achieved the stated outcome for the specific performance measure.

- (a) Straight-line Method: This method provides a 100% incremental fee for completion of the performance measure prior to the expiration of the Contract period.
- (b) Declining Method: This method provides 100% incremental fee for completion of the performance measure by a specific date and/or milestone, but the percentage is reduced incrementally beyond that event. The specific percentage of reduction and corresponding time or specific milestones triggering the reductions are defined within the performance measure.
- (c) Terminal Method: This method provides 100% incremental fee for completion of the performance measure prior to a specific date and/or milestone; however, the Contractor will forfeit 100% of the fee allocated to the performance measure for completion of the performance measure after the passing of the specific date and/or milestone as defined within the performance measure.

- (d) Provisional Dependent Method: This method provides the Contractor the opportunity to earn only *Provisional Fee* until completion of a specific milestone, a separate performance measure or multiple performance measure's, upon which the fee becomes progress or final. For example, the Contractor may complete performance measure-1, earn 90% of the fee as *Provisional*, then complete performance measure-2 and earn the associated fee for performance measure-2, as well as convert the *Provisional Fee* earned for performance measure-1 to an incremental fee.
 - (e) Subjective Method: This method provides the Contractor the opportunity to earn up to 100% fee for performance of Contract requirements based on subjective criteria as determined by DOE.
 - (f) Target Method: This method provides for the initially negotiated fee to be adjusted later by a formula based on the relationship of performance measures against the baseline. This method specifies a target baseline performance, a target fee, minimum and maximum fees, and a fee adjustment formula. After performance, the fee payable is determined in accordance with the formula. The formula provides, within limits, for increases in fee above target fee when baseline performance is exceeded, and decreases in fee below target fee when baseline performance is not achieved. This increase or decrease is intended to provide an incentive for the Contractor to management the Contract effectively.
4. Table 4.1 summarizes the Contract work requirements that may become fee-bearing via performance measures. This table establishes a conceptual framework as a basis for development of future performance measures in accordance with Section B Clause entitled, *Fee Structure*.
5. Table 4.1 includes DOE's estimated range of available fee allocation. This table will be used as a guide in establishing available fee allocation among performance incentives for the work contained in each Sub-CLIN. This table is only a guide and actual fee allocation during contract performance will vary. Individual performance incentives within each Sub-CLIN will be assigned fee based on performance risk and other factors.

If the workscope within a Sub-CLIN is impacted by a change in the WBS, the estimated available fee allocation percentages may be adjusted at the unilateral discretion of the Contracting Officer.

Table 4.1, Summary of Work Requirements

OBJECTIVE	OUTCOMES ¹	POTENTIAL MEASURES	Estimated Weight of Total Available Fee
<i>CLIN 1 – Base Operations</i>			
C.2.1.1 Sub-CLIN 1.1 Transition	Safe and efficient transition of workscope from the Tank Farm Contract to the Tank Operations Contract	<ul style="list-style-type: none"> • No fee attached directly to this scope • Required to successfully perform other CLINs 	No Fee
C.2.1.2 Sub-CLIN 1.2 Safe, Compliant Operations	Safe, efficient, and compliant management of the tank waste inventory and all physical systems to support River Protection Project (RPP) System Plan requirements	<ul style="list-style-type: none"> • Increased operability and availability of tank farm infrastructure • Safe and efficient tank farm operations • Double-Shell Tank (DST) life baselined and extended • Reduction of sodium addition to DSTs • Baseline costs reduced 	5%
C.2.1.3 Sub-CLIN 1.3 Analytical Laboratory Support	Optimal facility availability to support timely, cost-effective laboratory analysis	<ul style="list-style-type: none"> • No fee attached directly to this scope • Required to successfully perform CLINs 1.2, 2.1 and 2.2 	No Fee
<i>CLIN 2 – Single-Shell Tank (SST) Retrieval and Closure</i>			
C.2.2.1 Sub-CLIN 2.1 Single-Shell Tank Retrieval	Tank wastes are safely removed from selected single-shell tanks (SSTs) to the extent required in the Tri-Party Agreement (TPA), thereby facilitating SST farm closure while assisting with the optimization of DST space and staging of tank waste for future treatment	<ul style="list-style-type: none"> • Retrieve waste from SSTs; B-104, B-201, B-202, B-203, B-204, BY-101, C-101, C-102, C104, C105, C-107, C-110, C-111, C-112, S105, S-109, T-104, T-110, T-111, T-201, T-202, T-203, T-204, U-103, U-201, U-202, U-203, U-204, etc. • Volume of waste removed • Number of tanks ready for closure 	18%

¹ Any features of the Offeror's proposed strategy and approach may be implemented as first and subsequent years' performance measures for the PEMP.

OBJECTIVE	OUTCOMES ¹	POTENTIAL MEASURES	Estimated Weight of Total Available Fee
C.2.2.2 Sub-CLIN 2.2 Single-Shell Tank Farm (Waste Management Area) Closure	Closure of the waste management areas containing the SST farms	<ul style="list-style-type: none"> • Resource Conservation and Recovery Act of 1976 (RCRA)-compliant closure of C Tank Farm Waste Management Area • RCRA-compliant closure of additional Waste Management Areas 	6%
<i>CLIN 3 – Waste Treatment and Immobilization Plant (WTP) Support</i>			
C.2.3.1 Sub-CLIN 3.1 Treatment Planning, Waste Feed Delivery, and WTP Transition	Implementation of the RPP System Plan and performance of required waste feed delivery	<ul style="list-style-type: none"> • Operability and availability of waste delivery systems as required • Tank waste staged for delivery • Delivery of tank waste 	4%
C.2.3.2 Sub-CLIN 3.2 WTP Operational Readiness	Evaluate the operational readiness of the WTP construction project to support safe, efficient turnover of completed facilities.	<ul style="list-style-type: none"> • Five WTP topical reports signed by the Responsible Corporate Official 	<1%
C.2.3.3 Sub-CLIN 3.3 Immobilized High Level Waste (IHLW) Storage and Shipping Facility Construction	The capability to safely store IHLW and the means to prepare Hanford IHLW and Spent Nuclear Fuel for compliant shipment to the Yucca Mountain Project	<ul style="list-style-type: none"> • Completion of IHLW storage and shipping facility design • Completion of IHLW storage and shipping facility construction and permitting • Successful completion of Critical Decision (CD)-0 though CD-4 and Operational Readiness Review • IHLW storage and shipping facility is operational and receiving IHLW 	2%
<i>CLIN 4 – Supplemental Treatment</i>			
C.2.4.1 Sub-CLIN 4.1 Demonstration Bulk Vitrification System (DBVS) Construction and Operations	An operable pilot scale bulk vitrification system that will enable DOE to determine if bulk vitrification is a viable supplemental Low Activity Waste (LAW) treatment process for completing the RPP mission	<ul style="list-style-type: none"> • Completion of DBVS Design • Completion of DBVS Construction and permitting • Operation of DBVS • Completion of DBVS testing objectives 	4%

OBJECTIVE	OUTCOMES ¹	POTENTIAL MEASURES	Estimated Weight of Total Available Fee
C.2.4.2 Sub-CLIN 4.2 Extended Demonstration Bulk Vitrification System Operations	To treat and immobilize tank waste as part of the RPP System Plan, and to transfer the immobilized waste to an on-site disposal facility	<ul style="list-style-type: none"> Complete permitting for bulk vitrification system Operation of bulk vitrification system by volume of waste treated 	3%
C.2.4.3 Sub-CLIN 4.3 Supplemental Treatment Design	Design of supplemental treatment plant(s) that augment the WTP, thereby expediting mission completion	<ul style="list-style-type: none"> Completion of supplemental treatment plant(s) conceptual design Successful completion of CD-0, CD-1, and CD-2 Completion of supplemental treatment plant(s) early permitting 	1%
C.2.4.4 Sub-CLIN 4.4 Supplemental Treatment Construction and Operations	Construction and operation of supplemental treatment plant(s) to augment the WTP, thereby expediting mission completion	<ul style="list-style-type: none"> Completion of treatment plant(s) design Completion of treatment plant(s) construction and permitting Completion of treatment plant(s) CD-3, CD-4, and Operational Readiness Review Treatment plant(s) operations by volume of waste treated and staged for treatment 	20%
C.2.4.5 Sub-CLIN 4.5 Transuranic Tank Waste Treatment and Packaging	Safe packaging, characterization, and loading for shipment of transuranic tank waste to its appropriate repository, thereby reducing the volume of tank waste that must be immobilized in the WTP or other treatment facilities	<ul style="list-style-type: none"> Volume of waste removed and treated Volume of waste shipped off-site Number of tanks ready for closure 	3%
<i>CLIN 5 – Early Feed and Operation of the WTP Low Activity Waste (LAW) Facility</i>			
C.2.5.1 Sub-CLIN 5.1 Tank Selection, Retrieval, Pretreatment and Feed Delivery Design	Evaluation and Design of retrieval, pretreatment and feed delivery systems to facilitate early use of WTP LAW treatment capabilities	<ul style="list-style-type: none"> Completion of conceptual design to maximize total tank waste treated using measures such as volume, curies and sodium Successful completion of CD-0, CD-1, and CD-2 Completion of up front permitting 	30%

OBJECTIVE	OUTCOMES ¹	POTENTIAL MEASURES	Estimated Weight of Total Available Fee
C.2.5.2 Sub-CLIN 5.2 Retrieval, Pretreatment and Feed Delivery Construction and Operations	Complete Design and Construction of retrieval, pretreatment and feed delivery systems, and Operate to stage and/or deliver feed for WTP LAW	<ul style="list-style-type: none"> • Completion of design • Successful completion of CD-3, CD-4, and Operational Readiness Reviews • Completion of permitting • Operate systems to provide pretreated waste to WTP LAW and/or stage for delivery 	
C.2.5.3 Sub-CLIN 5.3 Upgrade and Operate Effluent Treatment Facility (ETF)	Transition operations of ETF into this contract and upgrade facility to process WTP secondary waste	<ul style="list-style-type: none"> • Operability and availability of waste treatment systems as required • Treatment of WTP, Tank Farms, and other Hanford waste 	
C.2.5.4 Sub-CLIN 5.4 LAW/BOF/LAB Operations	Manage, maintain and operate the LAW/BOF/LAB Facilities	<ul style="list-style-type: none"> • Operate LAW/BOF/LAB to treat tank waste for disposal • Maximize tank waste treated using measures such as volume, curies and sodium 	
<i>CLIN 6 – Pension and Welfare Plans</i>			
C.2.6 Sub-CLIN 6.1 Hanford Employee Retirement and Benefit Plan Management and Sub-CLIN 6.2 Legacy Pension and Benefit Plan Management	Effective sponsorship, management and administration of Hanford Employee Retirement and Benefit Plans Effective sponsorship, management and administration of designated Legacy Pension and Benefit Plans from other DOE sites	<ul style="list-style-type: none"> • No fee attached directly to this scope 	No Fee

OBJECTIVE	OUTCOMES ¹	POTENTIAL MEASURES	Estimated Weight of Total Available Fee
<p style="text-align: center;">C All elements of scope</p>	<p>Overall performance effectiveness, quality, timeliness, efficiency, compliance and safety.</p>	<ul style="list-style-type: none"> • Completion of Contractor Performance Objectives, Measures and Commitments • Upgrade of facility Voluntary Protection Program status • Nuclear Safety Analysis and Process Improvements • Industrial Safety Process Improvements • Subjective determination, cross-cutting all scope, not otherwise incentivized. 	<p>4%</p>

6. In accordance with the Section B Clause entitled, *Changes to Contract Cost and Contract Fee*, if for any reason the Contracting Officer does not authorize work in accordance with the Section B Clause entitled, *DOE Authorization of Work*, the *Total Available Fee* as a percentage of *Total Contract Cost* by Contract Period, excluding non-fee bearing costs identified in the Section B Clause entitled, *Basis for Total Available Fee*, may be adjusted.

Attachments:

Performance measures to be inserted in accordance with Section B Clause entitled, Fee Structure.

ATTACHMENT J-5
PERFORMANCE GUARANTEE AGREEMENT

Attachment L-3

Performance Guarantee Agreement

For value received, and in consideration of, and to induce the United States (the Government) to enter into Contract No. _____ (resulting from Solicitation No. DE-RP27-07RV14800 for the Hanford Tank Operations Contract (Contract) dated _____, by and between the Government and Washington River Protection Solutions LLC (Contractor), the undersigned, Washington Group International, Inc. (Guarantor), a corporation incorporated in the State of Ohio with its principal place of business at 720 Park Boulevard., Boise, Idaho, hereby unconditionally guarantees to the Government:

- (i) the full and prompt payment and performance of all obligations, accrued and executory, which Contractor presently or hereafter may have to the Government under the Contract; and
- (ii) the full and prompt payment and performance by Contractor of all obligations and liabilities of Contractor to the Government, fixed or contingent, due or to become due, direct or indirect, now existing or hereafter and howsoever arising or incurred under the Contract. Guarantor further agrees to indemnify the Government against any losses the Government may sustain and expenses it may incur as a result of the enforcement or attempted enforcement by the Government of any of its rights and remedies under the Contract, in the event of a default by Contractor hereunder, and/or as a result of the enforcement or attempted enforcement by the Government of any of its rights against Guarantor hereunder.

Guarantor has read and consents to the signing of the Contract. Guarantor further agrees that Contractor shall have the full right, without any notice to or consent from Guarantor, to make any and all modifications or amendments to the Contract without affecting, impairing, or discharging, in whole or in part, the liability of Guarantor hereunder.

Guarantor hereby expressly waives all defenses which might constitute a legal or equitable discharge of a surety or guarantor, and agrees that this Performance Guarantee Agreement shall be valid and unconditionally binding upon Guarantor regardless of: (i) the reorganization, merger, or consolidation of Contractor into or with another entity, corporate or otherwise, or the liquidation or dissolution of Contractor, or the sale or other disposition of all or substantially all of the capital stock, business or assets of Contractor to any other person or party; or (ii) the institution of any bankruptcy, reorganization, insolvency, debt agreement, or receivership proceedings by or against Contractor, or adjudication of Contractor as a bankrupt; or (iii) the assertion by the Government against the Contractor of any of the Governments rights and remedies provided for under the Contract, including any modifications or amendments thereto, or under any other document(s) or instrument(s) executed by Contractor, or existing in the Government's favor in law, equity, or bankruptcy.

Guarantor further agrees that its liability under this Performance Guarantee Agreement shall be continuing, absolute, primary, and direct, and that the Government shall not be required to pursue any right or remedy it may have against Contractor or other Guarantors under the

Contract, or any modifications or amendments thereto, or any other document(s) or instrument(s) executed by Contractor, or otherwise. Guarantor affirms that the Government shall not be required to first commence any action or obtain any judgment against Contractor before enforcing this Performance Guarantee Agreement against Guarantor, and that Guarantor will, upon demand, pay the Government any amount, the payment of which is guaranteed hereunder and the payment of which by Contractor is in default under the Contractor or under any other document(s) or instrument(s) executed by Contractor as aforesaid, and that Guarantor will, upon demand, perform all other obligations of Contractor, the performance of which by Contractor is guaranteed hereunder.

Guarantor agrees to ensure that it shall cause this Performance Guarantee Agreement to be unconditionally binding upon any successor(s) to its interests regardless of: (i) the reorganization, merger, or consolidation of Guarantor into or with another entity, corporate or otherwise, or the liquidation or dissolution of Guarantor, or the sale or other disposition of all or substantially all of the capital stock, business, or assets of Guarantor to any other person or party; or (ii) the institution of any bankruptcy, reorganization, insolvency, debt agreement, or receivership proceedings by or against Guarantor, or adjudication of Guarantor as a bankrupt.

Guarantor further warrants and represents to the Government that the execution and delivery of this Performance Guarantee Agreement is not in contravention of Guarantor's Articles of Organization, Charter, bylaws, and applicable law; that the execution and delivery of this Performance Guarantee Agreement, and the performance thereof, has been duly authorized by the Guarantor's Board of Directors, Trustees, or any other management board which is required to participate in such decisions; and that the execution, delivery, and performance of this Performance Guarantee Agreement will not result in a breach of, or constitute a default under, any loan agreement, indenture, or contract to which Guarantor is a party or by or under which it is bound.

No express or implied provision, warranty, representation or term of this Performance Guarantee Agreement is intended, or is to be construed, to confer upon any third person(s) any rights or remedies whatsoever, except as expressly provided in this Performance Guarantee Agreement.

In witness thereof, Guarantor has caused this Performance Guarantee Agreement to be executed by its duly authorized officer.

Aug. 24, 2007
Date

Washington Group International, Inc.
Name of Corporation

Richard D. Parry, Senior Vice President and General Counsel *Richard D. Parry*
Name and Position of Official Executing Performance Guarantee Agreement on Behalf of Guarantor

Craig D. Taylor
Attestation Including Application of Seal by an Official of Guarantor Authorized to Affix Corporate Seal

Attachment L-3

Performance Guarantee Agreement

For value received, and in consideration of, and to induce the United States (the Government) to enter into Contract No. DE-RP27-07RV14800 for the Hanford Tank Operations Contract (Contract) dated _____, by and between the Government and Washington River Protection Solutions, LLC (Contractor), the undersigned, EnergySolutions, LLC (Guarantor), a limited liability company organized in the State of Utah with its principal place of business at 423 West 300 South, Salt Lake City, Utah, hereby unconditionally guarantees to the Government:

- (i) the full and prompt payment and performance of all obligations, accrued and executory, which Contractor presently or hereafter may have to the Government under the Contract; and
- (ii) the full and prompt payment and performance by Contractor of all obligations and liabilities of Contractor to the Government, fixed or contingent, due or to become due, direct or indirect, now existing or hereafter and howsoever arising or incurred under the Contract. Guarantor further agrees to indemnify the Government against any losses the Government may sustain and expenses it may incur as a result of the enforcement or attempted enforcement by the Government of any of its rights and remedies under the Contract, in the event of a default by Contractor hereunder, and/or as a result of the enforcement or attempted enforcement by the Government of any of its rights against Guarantor hereunder.

Guarantor has read and consents to the signing of the Contract. Guarantor further agrees that Contractor shall have the full right, without any notice to or consent from Guarantor, to make any and all modifications or amendments to the Contract without affecting, impairing, or discharging, in whole or in part, the liability of Guarantor hereunder.

Guarantor hereby expressly waives all defenses which might constitute a legal or equitable discharge of a surety or guarantor, and agrees that this Performance Guarantee Agreement shall be valid and unconditionally binding upon Guarantor regardless of: (i) the reorganization, merger, or consolidation of Contractor into or with another entity, corporate or otherwise, or the liquidation or dissolution of Contractor, or the sale or other disposition of all or substantially all of the capital stock, business or assets of Contractor to any other person or party; or (ii) the institution of any bankruptcy, reorganization, insolvency, debt agreement, or receivership proceedings by or against Contractor, or adjudication of Contractor as a bankrupt; or (iii) the assertion by the Government against the Contractor of any of the Governments rights and remedies provided for under the Contract, including any modifications or amendments thereto, or under any other document(s) or instrument(s) executed by Contractor, or existing in the Government's favor in law, equity, or bankruptcy.

Guarantor further agrees that its liability under this Performance Guarantee Agreement shall be continuing, absolute, primary, and direct, and that the Government shall not be required to pursue any right or remedy it may have against Contractor or other Guarantors under the Contract, or any modifications or amendments thereto, or any other document(s) or

instrument(s) executed by Contractor, or otherwise. Guarantor affirms that the Government shall not be required to first commence any action or obtain any judgment against Contractor before enforcing this Performance Guarantee Agreement against Guarantor, and that Guarantor will, upon demand, pay the Government any amount, the payment of which is guaranteed hereunder and the payment of which by Contractor is in default under the Contractor or under any other document(s) or instrument(s) executed by Contractor as aforesaid, and that Guarantor will, upon demand, perform all other obligations of Contractor, the performance of which by Contractor is guaranteed hereunder.

Guarantor agrees to ensure that it shall cause this Performance Guarantee Agreement to be unconditionally binding upon any successor(s) to its interests regardless of: (i) the reorganization, merger, or consolidation of Guarantor into or with another entity, corporate or otherwise, or the liquidation or dissolution of Guarantor, or the sale or other disposition of all or substantially all of the capital stock, business, or assets of Guarantor to any other person or party; or (ii) the institution of any bankruptcy, reorganization, insolvency, debt agreement, or receivership proceedings by or against Guarantor, or adjudication of Guarantor as a bankrupt.

Guarantor further warrants and represents to the Government that the execution and delivery of this Performance Guarantee Agreement is not in contravention of Guarantor's Articles of Organization, Charter, bylaws, and applicable law; that the execution and delivery of this Performance Guarantee Agreement, and the performance thereof, has been duly authorized by the Guarantor's Board of Directors, Trustees, or any other management board which is required to participate in such decisions; and that the execution, delivery, and performance of this Performance Guarantee Agreement will not result in a breach of, or constitute a default under, any loan agreement, indenture, or contract to which Guarantor is a party or by or under which it is bound.

No express or implied provision, warranty, representation or term of this Performance Guarantee Agreement is intended, or is to be construed, to confer upon any third person(s) any rights or remedies whatsoever, except as expressly provided in this Performance Guarantee Agreement.

In witness thereof, Guarantor has caused this Performance Guarantee Agreement to be executed by its duly authorized officer.

8/17/07
Date

Energy Solutions, LLC
Name of Company

Paul E. Elk - Marshall Elk, Vice President, Treasurer
Name and Position of Official Executing Performance Guarantee Agreement on Behalf of Guarantor

Val J. Christensen
Attestation of Secretary of Company

ATTACHMENT J-6

SMALL BUSINESS SUBCONTRACTING PLAN

B.3 Small Business Subcontracting Plan (L.17(b)(3))

Date: September 24, 2007

Contractor: Washington River Protection *Solutions* LLC

Address:

723 The Parkway
Richland, WA 99352

Solicitation Number: DE-RP27-07RV14800
Tank Operations Contract (TOC)

The following, together with attachments, is hereby submitted as a Subcontracting Plan to satisfy the applicable requirements of FAR 52.219-9, Small Business Subcontracting Plan (JUL 2005) – Alternate II (OCT 2001).

PURPOSE

This Washington River Protection *Solutions* LLC (WRPS) Small Business Subcontracting Plan promotes, develops, and implements aggressive subcontracting with Small Business Concerns (SB), Small Disadvantaged Business Concerns (SDB), HUBZone Small Business Concerns (HZSB), Women-owned Small Business Concerns (WOSB), Veteran-owned and Service-disabled Veteran-owned Small Business Concerns (VO/VOSB, SDVOSB). This SB Subcontracting Plan provides for dollar and percentage goals to maximize opportunities for SBs to apply their expertise in meaningful ways in the management and delivery of varied and complex work under the TOC. This plan has been integrated into our TOC baseline and incorporates key accountability measures to ensure the Plan is implemented and regularly monitored at a senior management level by Mr. Bill Johnson, the TOC Project Manager. The member companies of WRPS have had extensive experience in working with SBs on major DOE projects similar in size, scope, and complexity to the TOC. In addition, these member companies have a long-standing successful track record of developing and mentoring SBs dating back to the first DOE Mentor-Protégé program in 1994. We have been recognized for project-specific and national small business achievements, and will continually strive to exceed federally established requirements for socioeconomic programs and SB development.

STRATEGY FOR SMALL BUSINESS DEVELOPMENT

One of our management principles, and a key element in our strategy for safe and compliant delivery of the SOW, is the integration of SB performance into the TOC baseline. We identified a large share of meaningful, varied, and complex SB performance of TOC work into the baseline, thereby enhancing TOC execution and facilitating SB development. Our SB subcontracting approach is integrated with the local/regional community, increases our flexibility in meeting project milestones, is cost effective, helps strengthen the local economy, and creates new business opportunities, both immediately and for the longer term.

We accomplish these goals through management accountability. Each line manager is personally accountable for using SBs within their area of responsibility. This is accomplished by integrating SB goals and targets into the performance metrics for each area within the TOC and measuring

the individual manager's performance against the criteria. The goals outlined in this SB Subcontracting Plan were developed with each of the line managers at the sub-CLIN level and supported by our estimating process. Each line manager's SB performance metrics are tracked monthly and reported to Bill Johnson, the Project Manager.

WRPS will maximize opportunities for qualified SBs to compete for and furnish materials and services required for the execution of the TOC scope. We accomplish this by evaluating SB capabilities against specific meaningful work that has been identified for subcontracting, as well as through award of specific SB set-aside subcontracts for goods and services for which there are a large number of capable SBs. WRPS has already pre-qualified numerous SBs for specific SOW scope areas, as summarized in Item 1.d) below, and has compiled a database of SBs capable of performing portions of the TOC scope. We will continue to update and maintain this database as more qualified SBs are identified, and share this SB source data with our large business subcontractors to enhance increased opportunities for known, qualified SB firms. Where practicable, WRPS will work with the other site contractors to create site-wide bidding opportunities for SBs. WRPS will "unbundle" proposed acquisitions of supplies and services into reasonably-sized lots, thereby permitting additional SB opportunities where appropriate.

GOALS

1. At least **30%** of the TOC total contract price will be subcontracted. Fifteen percent (**15%**) of the total contract price will be performed by small businesses.
 - a) The following percentage goals (expressed in terms of a minimum percentage of total planned subcontracting dollars) will be applicable to any contract awarded as a result of this solicitation.
 - i. Small Business Concerns: **41.3%** of total planned subcontracting dollars under this contract will go to subcontractors who are small business concerns, in addition to:
 - ii. Small Disadvantaged Business Concerns: **6.3%** of total planned subcontracting dollars under this contract will go to subcontractors who are small business concerns and controlled by socially and economically disadvantaged individuals.
 - iii. Women-owned Small Business Concerns: **5.8%** of total planned subcontracting dollars under this contract will go to subcontractors who are women-owned small business concerns.
 - iv. HUBZone Small Business Concerns: **2.2%** of total planned subcontracting dollars under this contract will go to subcontractors who are Hub Zone certified small business concerns.
 - v. Veteran-owned Small Business Concerns: **1.3%** of total planned subcontracting dollars under this contract will go to subcontractors who are Veteran-owned small business concerns.
 - vi. Service-disabled Veteran-owned Small Business Concerns: **1.3%** of total planned subcontracting dollars under this contract will go to subcontractors who are Service-disabled Veteran-owned small business concerns.

The total percentage goal for all Small Business Concerns is 58.2%.

- b) The following dollar values correspond to the minimum percentage goals shown in (a) above.
- i. Total dollars planned to be subcontracted to Small Business Concerns: **\$879,197,374.**
 - ii. Total dollars planned to be subcontracted to Small Disadvantaged Business Concerns: **\$134,114,854.**
 - iii. Women-owned Small Business Concerns: **\$123,470,818** of total planned subcontracting dollars under this contract will go to subcontractors who are women-owned small business concerns.
 - iv. HUBZone Small Business Concerns: **\$46,833,758** of total planned subcontracting dollars under this contract will go to subcontractors who are certified HUBZone small business concerns.
 - v. Veteran-owned Small Business Concerns: **\$27,674,494** of total planned subcontracting dollars under this contract will go to subcontractors who are Veteran-owned small business concerns.
 - vi. Service-disabled Veteran-owned Small Business Concerns: **\$27,674,494** of total planned subcontracting dollars under this contract will go to subcontractors who are Service-disabled Veteran-owned small business concerns.

The total dollar value for all Small Business Concerns is **\$1,238,965,792.**

- c) The total estimated dollar value of all planned subcontracting (to all types of businesses) under this contract is **\$2,128,807,200.**
- d) The following principal types of supplies and/or services are planned to be subcontracted under this contract, and the distribution among Small Business Concerns (SB), Small Disadvantaged Business Concerns (SDB), HUBZone Small Business Concerns (HZSB), Women-owned Small Business Concerns (WOSB), Veteran-owned Small Business Concerns (VOSB), and Service-disabled Veteran-owned Small Business Concerns (SDVOSB) is as follows:

Contract Line Items	Page	Small Business (General)	Mentor Protégés	SDB	WOSB	HZSB	VOSB	SDVOSB
CLIN #1 – Base Operations / C.2.1	C-10							
Sub-CLIN 1.1: Transition / C.2.1.1	C-10	X		X			X	
Sub-CLIN 1.2: Safe, Compliant Operations / C.2.1.2	C-11							
Base Cost Reduction	C-11							
SST System Management	C-11	X					X	X
DST System Management	C-12	X					X	X
Maintenance	C-12	X		X		X	X	X
Upgrades	C-12	X		X		X		
DST Integrity / Life Extension	C-12	X	X				X	X
Sampling and Characterization	C-12	X	X	X				
Receipt of Wastes	C-12	X	X	X	X			

Contract Line Items	Page	Small Business (General)	Mentor Protégés	SDB	WOSB	HZSB	VOSB	SDVOSB
Evaporator Operation	C-12							
Secondary Wastes	C-13	X	X	X	X			
WTP Infrastructure Support	C-13							
Vent and Balance Service	C-13	X						
Project Management	C-13	X	X	X			X	X
Integrated Safety Management System	C-13	X	X	X				
Security and Emergency Services	C-13	X	X	X			X	
Interactions	C-13							
Interface Management	C-13							
Sub-CLIN 1.3: Analytical Laboratory Support / C.2.1.3	C-14	X	X		X		X	X
Integrated Planning	C-14	X	X	X	X			
Instrumentation and Equipment	C-14	X						
Radiological Safety	C-14	X		X				
Waste Management	C-15	X	X	X				
Transportation	C-15	X					X	
Regulatory Authorization and Compliance	C-15	X			X		X	X
Maintenance	C-15	X		X		X		
Upgrades	C-15	X	X	X	X	X		
CLIN #2 – Single-Shell Tank (SST) Retrieval and Closure / C.2.2	C-15							
Sub-CLIN 2.1: Single-Shell Tank Retrieval / C.2.2.1	C-15	X	X	X	X		X	X
Integrated Retrieval Planning and Implementation	C-15	X	X	X	X		X	X
Retrieval Technologies	C-16	X	X	X	X	X	X	X
Process Controls	C-16	X	X	X	X			
Retrieval Execution	C-16	X	X	X	X			
Cold Test Facility Operation	C-16	X	X	X	X		X	X
Vadose Zone Characterization	C-16	X	X	X	X	X	X	X
Sub-CLIN 2.2: Single-Shell Tank Farm Closure / C.2.2.2	C-16	X	X	X	X	X	X	X
Integrated Closure Planning and Implementation	C-17	X	X	X	X			
Regulatory Acceptance	C-17	X	X	X	X			
Physical Closure	C-17	X	X	X	X			
CLIN #3 – Waste Treatment and Immobilization Plant (WTP) Support / C.2.3	C-17							
Sub-CLIN 3.1: Treatment Planning, Waste Feed Delivery, and WTP Transition / C.2.3.1	C-17	X		X			X	X
Planning Models	C-18	X						
RPP System Planning	C-18	X		X				
Integrated Waste Feed Delivery Planning	C-18	X	X	X	X			
Retrieval and Transfer System Upgrades	C-18	X	X	X	X			
Waste Pretreatment and Staging, DST Retrieval, and Feed Delivery Options	C-18	X					X	X
Tank Waste Inventory Management	C-19	X						
WTP Interface	C-19							
IHLW Storage and Disposition Planning	C-19							
WTP Transition Plan	C-19	X	X	X	X			
WTP LAW/BOF/LAB Facility Transition Plan	C-20	X		X	X		X	X
Sub-CLIN 3.2: WTP Operational Readiness / C.2.3.2	C-20	X	X					

Contract Line Items	Page	Small Business (General)	Mentor Protégés	SDB	WOSB	HZSB	VOSB	SDVOSB
Sub-CLIN 3.3: IHLW Storage and Shipping Facility Construction / C.2.3.3	C-21	X	X		X			
Hanford Shipping Facility and IHLW Interim Storage	C-21	X		X				
ILAW and IHLW Transport	C-22							
CLIN #4 – Supplemental Treatment / C.2.4	C-22							
Sub-CLIN 4.1: Demonstration Bulk Vitrification System (DBVS) Construction and Operations / C.2.4.1	C-22	X	X	X	X			
DBVS Planning	C-23	X	X	X	X			
DBVS Execution	C-23	X	X	X	X			
Quality Assurance	C-24	X	X	X	X			
Technical Recommendation	C-24	X	X	X	X			
Comparative Analysis	C-24	X	X	X	X			
Re-permit Recommendation	C-24	X	X	X	X			
Disposal	C-24	X	X	X	X			
Decommission	C-24							
Sub-CLIN 4.2: Extended Demonstration Bulk Vitrification System Operations / C.2.4.2	C-25	X		X				
Permit	C-25	X		X				
Pilot Plant Modification	C-25	X		X				
Extended Demonstration Bulk Vitrification System Operations	C-25	X		X				
Quality Assurance	C-26							
Decommission	C-26							
Disposal	C-26							
Sub-CLIN 4.3: Supplemental Treatment Design / C.2.4.3	C-26	X		X				
Sub-CLIN 4.4: Supplemental Treatment Construction and Operations / C.2.4.4	C-27	X		X			X	X
Sub-CLIN 4.5: Transuranic Tank Waste Treatment and Packaging / C.2.4.5	C-27	X		X	X		X	X
CH-TRU Packaging System	C-28	X		X	X		X	X
WIPP Certification	C-28	X		X	X			
CH-TRU Temporary Storage	C-28	X	X		X			
CLIN #5 – Early Feed and Operation of the WTP Low Activity Waste Facility (LAW) / C.2.5	C-28							
Sub-CLIN 5.1: Tank Selection, Retrieval, Pretreatment and Feed Delivery Design / C.2.5.1	C-28	X		X	X			
Sub-CLIN 5.2: Retrieval, Pretreatment and Feed Delivery Construction and Operations / C.2.5.2	C-29	X		X	X		X	X
Sub-CLIN 5.3: Upgrade and Operate the Effluent Treatment Facility / C.2.5.3	C-30	X	X	X	X			
Sub-CLIN 5.4: LAW/BOF/LAB Operations / C.2.5.4	C-30	X		X	X			
Operating Specification	C-30							
WTP Facility Transition	C-31							
CLIN #6 – Pension and Welfare Plans / C.2.6	C-31							
Sub-CLIN 6.1: Hanford Employee Retirement and Benefit Plan Management / C.2.6.1	C-31	X					X	X
Sub CLIN 6.2: Legacy Pension and Benefit Plan Management / C.2.6.2	C-31	X					X	X
C.3.1 Project Management	C-32	X	X	X				

Contract Line Items	Page	Small Business (General)	Mentor Protégés	SDB	WOSB	HZSB	VOSB	SDVOSB
C.3.1.1 Project Integration and Control and Earned Value Management	C-32	X	X	X				
C.3.1.2 Project Scope, Schedule, and Cost Baseline	C-33	X	X	X	X			
C.3.1.3 Project Performance Reporting	C-35	X	X	X				
C.3.1.4 Risk Management	C-36	X	X	X				
C.3.1.5 Design, Procurement, Construction, and Acceptance Testing	C-37	X	X	X	X			
C.3.2 Integrated Safety Management System	C-39	X		X	X		X	X
C.3.2.1 Environmental Regulatory Management	C-40	X	X	X	X			
C.3.2.2 Nuclear Safety	C-41	X	X	X	X			
C.3.2.3 Worker Safety and Health	C-42	X		X			X	X
C.3.2.4 Quality	C-43	X		X				
C.3.2.5 Event Reporting and Investigation	C-43	X		X	X			
C.3.3 Security and Emergency Services	C-44	X					X	X
C.3.3.1 Safeguards and Security	C-44	X	X	X			X	X
C.3.3.2 Emergency Services	C-51	X	X	X		X	X	X
C.3.4 Interactions	C-52	X						
C.3.4.1 External Affairs	C-53	X	X	X				
C.3.4.2 External Review and Support	C-54	X	X	X				
C.3.5 Interface Management	C-55	X	X	X	X			

e) To establish our subcontracting goals and commitments, we considered the work to be performed. We then forecasted probable acquisition needs based on our integrated baseline schedule. WRPS chose goals to be equal to or better than DOE's FY07 small business contracting goals established by the Small Business Administration (SBA). Based on our team members' past small business performance at other DOE sites, the subcontracting goals were determined to be attainable. Our goals result in increased small business participation and award of meaningful work to small business entities, including small business entities located in the Tri-Cities area. WRPS considers the following in establishing our goals:

- Similarities of new project work to work performed and work subcontracted in recent years along with actual performance information for the past 5 years
- Planned participation of small businesses used in the past
- Planned participation of our team member protégé companies
- Team member existing supplier performance systems and corporate resources for identifying additional small businesses
- Federal Government Central Contractor Registration (CCR) Dynamic Small Business search database of small businesses in the greater Tri-Cities area
- State and regional SBA resources
- Regional minority purchasing councils' listings for SDB entities in the Tri-Cities area

- Veteran service organizations
- Trade associations for small business, SDB, WOSB, VOSB, SDVOSB and HUBZone SB entities
- Dun & Bradstreet procurement planning directory.

In addition, WRPS intends to conduct set-asides under the Small Business program, under the 8(a) Pilot Program, with HUBZone firms and with VOSB, SDVOSB under Section 308 of the Veteran Benefit Act of 2003, where feasible and appropriate, to facilitate participation by small businesses. The authority to award directly to qualified 8(a) firms on a non-competitive basis or with competition among 8(a) firms has been very successful, and WRPS will also use this approach.

- f) No indirect or overhead costs are used in establishing the dollar and percentage small business subcontracting goals.

2. The following individual will administer the subcontracting program:

Name: Daryl Miyasaki
Address: Washington River Protection Solutions LLC
723 The Parkway
Richland, WA 99352
Telephone: (216) 523-3464
Fax: (509) 943-6991
E-mail: Daryl.miyasaki@wgint.com

This individual's specific duties, as they relate to the firm's subcontracting program, are as follows:

General overall responsibility for review, monitoring and execution of the plan including but not limited to:

- a) Develop and implement company-wide policy initiatives that show our support for awarding subcontracts to small business, SDB, WOSB, VOSB, SDVOSB and HUBZone SB.
- b) Ensure the integrity of supplier information in the CCR through a series of controls that include a review of Certifications and Representations of new suppliers. Ensure that supplier NAICS codes and socioeconomic classifications are included in supplier descriptions.
- c) Monitor procurement actions and routinely provide new small business and socioeconomic business sources.
- d) Review procurements to ensure they allow maximum possible participation of small business, SDB, WOSB, VOSB, SDVOSB and HUBZone SB.
- e) Review solicitations to remove statements or clauses that restrict or prohibit maximum participation by small businesses.
- f) Review evaluation documentation when proposals/bids from small businesses are not selected for award

- g) Use various sources for identifying small businesses including WRPS's parent companies, subsidiaries, and other affiliates to share information and best practices
 - h) Oversee establishment and maintenance of contract and subcontract award records
 - i) Maintain information for potential suppliers such as "A Guide for Small Businesses Doing Business with WRPS," which can be mailed or passed out and will be available on the WRPS website. The brochure is used to help potential new suppliers understand how they may be able to satisfy subcontracting needs
 - j) Monitor compliance of subcontractors responsible for subcontracting plan requirements under "flow down" provisions. Ensure those with subcontracting plans submit timely subcontracting reports through the electronic Subcontracting Reporting System (eSRS)
 - k) Prepare, input and submit timely subcontracting reporting through the eSRS
 - l) Ensure participation at small business workshops, seminars, procurement fairs, trade fairs and conferences
 - m) Ensure that small business concerns are made aware of subcontracting opportunities, and ensure that these concerns are provided training through workshops on how to prepare responsive bids
 - n) Ensure training of purchasing personnel regarding implementation of the small business subcontracting program
 - o) Ensure small businesses are aware of the credit card program and participation methods
 - p) Ensure training for credit card holders in order to provide subcontracting opportunities to small businesses through credit card purchases
 - q) Coordinate WRPS activities during compliance reviews by federal agencies such as the regional offices of the SBA, and use results for information regarding potential subcontractors
 - r) Participate in DOE's Mentor-Protégé Program
 - s) Participate in the Regional Minority Purchasing Council
 - t) Maintain supplier databases and manage WRPS's procurement and contract management systems
3. The following effort will be taken to assure that Small and Small Disadvantaged Business Concerns, Women-owned, HUBZones, Veteran-owned and Service-disabled Veteran-owned Small Business Concerns will have an equitable opportunity to compete for subcontracts:
- A. Outreach efforts to obtain sources
 - 1. Contacting minority and small business trade associations
 - 2. Contacting business development organizations
 - 3. Attending small and minority business procurement conferences and trade fairs
 - 4. Requesting sources from the SBA's CCR
 - 5. Utilizing newspapers and magazine ads to encourage new sources

6. Participating in other efforts or activities to expand the socioeconomic database for this contract
7. Utilizing book references, catalogs, source lists, or other reference material to identify small business, SDB, WOSB, VOSB, SDVOSB and HUBZone SB sources before the acquisitions are placed by the buying activities
8. Sponsoring, or in conjunction with a local small business organization co-sponsoring, a small business conference targeting local small and minority businesses every two years
9. Responding either verbally or in writing to each request received from firms that desire an opportunity to compete for purchase order/subcontract business
10. Maintaining computerized list of small business, SDB, WOSB, VOSB, SDVOSB and HUBZone SB within the procurement system supplier database
11. Posting written solicitations on WRPS's website to maximize exposure to small business, SDB, WOSB, VOSB, SDVOSB and HUBZone SB
12. Synopsizing procurements, when appropriate, in the Federal Business Opportunities (FedBizOpps) to locate additional qualified small business, SDB, WOSB, VOSB, SDVOSB and HUBZone SB for participation
13. Requiring each purchasing manager and buyer to participate in at least one small business event each year
14. Requiring key management personnel to seek leadership positions with local small business organizations
15. Contributing resources and actively participating in local small business and minority organizations

B. Internal efforts to guide and encourage purchasing personnel

1. Presenting workshops, seminars and training programs on requirements of this plan
2. Establishing, maintaining and using small business, SDB, WOSB, VOSB, SDVOSB and HUBZone SB source lists, guides and other data for soliciting subcontracts
3. Monitoring activities to evaluate compliance with the subcontracting plan
4. Purchasing management procedures will require that all requirements under \$10,000 be set aside for small business unless a single-source justification is approved by the buyer
5. The program administrator will review purchase requisitions over \$50,000 that fail to identify a potential small business. The administrator will add small business, SDB, WOSB, VOSB, SDVOSB and HUBZone SB as potential sources for buyer consideration and will consult with DOE's small business representatives when additional assistance is required
6. Including the clause: "Utilization of Small Business Concerns" on each purchase order/subcontract action \$100,000 and above placed in furtherance of the contract

7. Communicating lessons learned to develop the capabilities and quality of services provided by small business suppliers and subcontractors currently working at Hanford
8. Selecting and qualifying small business concerns to perform specific scopes of work
9. Implementing an ongoing in-reach program that provides small business access and exposure to key project planners and managers
10. Developing a comprehensive small business source list, that includes past performance, that is easily accessible and useful to acquisition personnel
11. Conducting internal workshops, seminars, and training programs to ensure that internal customers and acquisition personnel are acquainted with our policies and prime contract requirements

C. Outreach activities:

WRPS will identify and participate in outreach events and will keep a tally list by fiscal year including:

1. DOE Annual Small Business Conference
2. Regional shows sponsored by the SBA, Tri-Cities Business Partnership and other organizations

D. Utilization of external small business advocates to conduct the small business subcontracting program:

1. Work with the DOE small business program managers to share information
 2. Work with SBA representatives from the region
 3. Work with Small Business Development Centers and Minority Business Development Centers
 4. Work with Minority Supplier Development Councils
 5. Work with other small business organizations
4. WRPS agrees that the provisions under FAR 52.219-8 entitled "Utilization of Small Business Concerns" will be included in subcontracts which offer further subcontracting opportunities. Also, subcontractors (except Small Business) who receive subcontracts in excess of \$500,000 (\$1,000,000 for construction) will be required to adopt a subcontracting plan similar to the plan required by FAR 52.219-9 "Small Business Subcontracting Plan." (FAR 19.704(a)(4)).

Such plans will be reviewed by comparing them with the provisions of Public Law 95-507, and assuring that minimum requirements of an acceptable subcontracting plan have been satisfied. The acceptability of percentage goals shall be determined on a case-by-case basis depending on the supplies/services involved, the availability of potential small business, SDB, WOSB, VOSB, SDVOSB and HUBZone SB, and prior experience. Once approved and implemented, plans will be monitored through the submission of periodic reports and/or, as time and availability of funds allow, periodic visits to subcontractors' facilities to review applicable records and subcontracting program progress. Our program administrator will be responsible for implementing and monitoring this aspect of the subcontracting plan.

5. WRPS agrees to (i) cooperate in any studies or surveys as may be required by DOE or other state or federal agencies; (ii) submit periodic reports so that the Government can determine the extent of compliance by WRPS with the subcontracting plan; (iii) submit Individual Subcontracting Reports and Summary Subcontracting Reports under the Electronic Subcontract Reporting System (eSRS) as required by Clause H-40 of the solicitation; and (iv) ensure that subcontractors agree to submit Individual Subcontracting Reports and Summary Subcontracting Reports at all tiers, in eSRS.
6. WRPS agrees that it will maintain at least the following types of records to document compliance with this subcontracting plan:
 - a) Small and Disadvantaged Business source lists, guides, and other data identifying Small Business Concerns and Small Disadvantaged Business Concerns, Women-owned Small Business Concerns, HUBZone Small Business Concerns, Veteran-owned & Service-disabled Veteran-owned Small Business Concerns.
 - b) Organizations contacted in an attempt to locate Small Business Concerns and Small Disadvantaged Business Concerns, Women-owned Small Business Concerns, HUBZone Small Business Concerns, Veteran-owned & Service-disabled Veteran-owned Small Business Concerns.
 - c) On a contract-by-contract basis, records on subcontract solicitations over \$100,000 indicating on each solicitation (1) whether Small Businesses (including Small Disadvantaged, Woman-owned, Veteran-owned, Service-disabled Veteran-owned & HUBZone) were solicited, and if not, why not; and (2) reasons for failure of solicited Small Business Concern to receive the subcontract award, if applicable.
 - d) Records to support other outreach efforts: Contacts with Minority and Small Business Trade Associations; contacts with business development organizations; contacts with Veterans service organizations; and attendance at Small and Minority Business procurement conferences and trade fairs.
 - e) Records to support internal activities to guide and encourage buyers through workshops, seminars, training programs, etc., and monitoring performance to evaluate compliance with the program's requirements.
 - f) On a contract-by-contract basis, records to support award data submitted to the Government to include name, address, and business size of each subcontractor.
 - g) Records to be maintained in addition to the above are as follows:

WRPS's procurement and contract management database system.
7. In order to effectively implement this plan to the extent consistent with efficient contract performance, WRPS will perform the following functions which are consistent with its procurement and contract management system:
 - a) Assist Small Business Concerns, Small Disadvantaged Business Concerns, Women-owned Small Business Concerns, HUBZone Small Business Concerns, Veteran-owned & Service-disabled Veteran-owned Small Business Concerns by arranging solicitations, time for the preparation of bids, quantities, specifications, and delivery schedules so as to facilitate the participation by such concerns. Where the list of Small Business Concerns and Small Disadvantaged Business Concerns, Women-owned Small Business Concerns,

HUBZone Small Business Concerns, Veteran-owned and Service-disabled Veteran-owned Small Business Concerns are excessively long, reasonable effort will be made to give all such small business concerns an opportunity to compete over a period of time.

- b) Provide adequate and timely consideration of the potentialities of Small Business Concerns, Small Disadvantaged Business Concerns, Women-owned Small Business Concerns, HUBZone Small Business Concerns, Veteran-owned and Service-disabled Veteran-owned Small Business Concerns in “make-or-buy” decisions.
- c) Counsel and discuss subcontracting opportunities with representatives of Small Business Concerns, Small Disadvantaged Business Concerns, Women-owned Small Business Concerns, HUBZone Small Business Concerns, Veteran-owned and Service-disabled Veteran-owned Small Business Concerns.
- d) Confirm that a subcontractor representing itself as a HUBZone Small Business Concern is identified as a certified HUBZone Small Business Concern by accessing the Central Contractor Registration (CCR) database or by contacting SBA.
- e) Provide notice to subcontractors concerning penalties and remedies for misrepresentations of business status as Small Business Concerns, Small Disadvantaged Business Concerns, Women-owned Small Business Concerns, HUBZone Small Business Concerns, Veteran-owned and Service-disabled Veteran-owned Small Business Concerns for the purpose of obtaining a subcontract that is to be included as part of or all of a goal contained in the subcontracting plan.

8. Mentor-Protégé Program

WRPS is committed to the meaningful participation of small businesses on this contract. We are very supportive of DOE’s and the Small Business Administration’s (SBA) mentor-protégé programs. Therefore, central to our approach to achieving our small business subcontractor targets, we will actively involve the protégés of our parent companies. All of these protégés are listed below along with their mentors.

- Terranear PMC, LLC (SBA MPA with ES; DOE MPA with WGI)
- Los Alamos Technical Associates (DOE MPA with ES)
- E2, Inc. (DOE MPA with WGI)
- PAI (DOE MPA with WGI)
- MH Chew & Associates (DOE MPA with WGI)

WRPS LLC Protégés

Within the first 90 days following contract award, WRPS plans on entering into DOE-sponsored mentor-protégé agreements with three businesses as discussed below.

The first, Columbia Energy & Environment, LLC (CEES) is a woman-owned small business headquartered in Kennewick, WA. CEES has 50 personnel currently supporting the current tank farm contractor on a variety of engineering and field projects. CEES also worked with EnergySolutions in the development and engineering testing of a portable thin field evaporator system that is discussed in our technical proposal. We have included a copy of the mentor-protégé agreement that we have executed with CEES as evidence of commitment, knowledge and support of the DOE Mentor-Protégé application process. We will submit this agreement to DOE OSDBU for review and approval after award.

The second WRPS protégé will be Total Site Services, Inc. (TSS), a Tri-Cities and SBA-certified 8(a) small business. TSS is a field oriented company specializing in construction and O&M services. TSS will support WRPS in developing and implementing an innovative labor-brokering concept that will result in a more efficient use of labor on the Hanford site. TSS has received a letter of support from HAMTC regarding this concept for TOC, and is exclusive to WRPS for the TOC proposal. We have included this letter from HAMTC in our proposal as evidence of our early engagement with labor and recognition of their important role in making the TOC a success.

The third WRPS protégé will be Nitrocision, LLC, a woman-owned small business specializing in the use of cryogenic gases as a cleaning method in various industrial applications. After award, we will work with Nitrocision in evaluating the application of their technology as a dry retrieval technique. This could be especially valuable for SST retrievals and in pulverizing hard heels in tanks.

Signed:




Typed Name and Title:

William J. Johnson, Project Manager

Date:

September 24, 2007

Plan Accepted by:



Date:

May 29, 2008

ATTACHMENT J-7

SMALL DISADVANTAGED BUSINESS PARTICIPATION PROGRAM TARGETS

Attachment L-1

B.5 Small Disadvantaged Business (SDB) Participation Program Targets*

Our Small Disadvantaged Business Participation Program Targets Form, set forth below, has been completed in accordance with the instructions found in paragraph (b) of the Section L provision of the Solicitation entitled, *FAR 52.219-24, Small Disadvantaged Business Participation Program—Targets*.

Small Disadvantaged Business Participation Program Targets Form

(a) WRPS, LLC

NAICS Code	Description of NAICS Major Group	SDB Dollars	Percentage*
	Subtotal	\$0	0%

(b) Subcontractors

NAICS Code	Description of NAICS Major Group	SDB Dollars	Percentage*
541	Professional, Scientific and Technical Services	\$46,833,758	0.66%
561	Administrative and Support Services	\$17,030,458	0.24%
562	Waste Management & Remediation Services	\$21,288,072	0.30%
238	Specialty Trade Contractors	\$31,932,108	0.45%
423	Merchant Wholesalers, Durable Goods	\$10,644,036	0.15%
424	Merchant Wholesalers, Nondurable Goods	\$6,386,422	0.09%
484	Truck Transportation	\$8,515,229	0.12%
532	Rental & Leasing Services	\$21,288,072	0.30%
	Subtotal	\$163,918,154	2.31%

(c) Total (A+B)

NAICS Code	Description of NAICS Major Group	SDB Dollars	Percentage*
541	Professional, Scientific and Technical Services	\$46,833,758	0.66%
561	Administrative and Support Services	\$17,030,458	0.24%
562	Waste Management & Remediation Services	\$21,288,072	0.30%
238	Specialty Trade Contractors	\$31,932,108	0.45%
423	Merchant Wholesalers, Durable Goods	\$10,644,036	0.15%
424	Merchant Wholesalers, Nondurable Goods	\$6,386,422	0.09%
484	Truck Transportation	\$8,515,229	0.12%
532	Rental & Leasing Services	\$21,288,072	0.30%
	Subtotal	\$163,918,154	2.31%
* All percentages shown as a percent of the <i>Total Contract Price</i>			
** Total Contract Price = \$7,096,024,000			

ATTACHMENT J-8

ADVANCE UNDERSTANDING OF COSTS

ATTACHMENT J.9

SPECIAL FINANCIAL INSTITUTION ACCOUNT AGREEMENT

*Special Financial Institution Account Agreement for use
with the Payments Cleared Financing Arrangement*

Agreement entered into this ____ day of _____, _____, between the United States of America (hereinafter called the "Government") represented herein by the U.S. Department of Energy (hereinafter called the "DOE"), and _____ (hereinafter called the "Contractor"), a corporation under the laws of the State of Washington, and U.S. Bank, (hereinafter called the "Bank"), a banking corporation existing under the laws of the State of Washington, located at Richland, Washington.

Recitals

- (1) On the date of _____, _____, DOE and the Contractor entered into Contract(s) No. DE-RP27-07RV14800, or a supplemental agreement thereto, providing for the transfer of funds on a payments-cleared basis.
- (2) DOE requires that amounts transferred to the Contractor thereunder be deposited in a special demand deposit account at a financial institution covered by Department of the Treasury-approved Government deposit insurance organizations that are identified in TFM 6-9000. These special demand deposits must be kept separate from the Contractor's general or other funds, and the parties are agreeable to so depositing said amounts with the Bank.
- (3) The special demand deposit account shall be designated "_____ Account."

Covenants

In consideration of the foregoing, and for other good and valuable considerations, it is agreed that:

- (1) The Government shall have a title to the credit balance in said account to secure the repayment of all funds transferred to the Contractor, and said title shall be superior to any lien, title, or claim of the Bank or others with respect to such account.
- (2) The Bank shall be bound by the provisions of said contract between DOE and the Contractor relating to the transfer of funds into and withdrawal of funds from the above special demand deposit account, which are hereby incorporated into this Agreement by reference, but the Bank shall not be responsible for the application of funds withdrawn from said account. After receipt by the Bank of directions from the Contracting Officer, or from the duly authorized representative of the Contracting Officer, the Bank shall act thereon and shall be under no liability to any party hereto for any action taken in

accordance with the said written directions. Any written directions received by the Bank from the Government upon DOE stationery and purporting to be signed by, or signed at the written direction of, the Government may, insofar as the rights, duties, and liabilities of the Bank are concerned, be considered as having been properly issued and filed with the Bank by DOE.

- (3) DOE, or its authorized representatives, shall have access to financial records maintained by the Bank with respect to such special demand deposit account at all reasonable times and for all reasonable purposes, including, but without limitation to, the inspection or copying of such financial records and any or all memoranda, checks, payment requests, correspondence, or documents pertaining thereto. Such financial records shall be preserved by the Bank for a period of six (6) years after final payment under the contract.
- (4) In the event of the service of any writ of attachment, levy of execution, or commencement of garnishment proceedings with respect to the special demand deposit account, the Bank shall promptly notify DOE.
- (5) DOE shall authorize funds that shall remain available to the extent that obligations have been incurred in good faith thereunder by the Contractor to the Bank for the benefit of the special demand deposit account. The Bank agrees to honor upon presentation for payment all payments issued by the Contractor and to restrict all withdrawals against the funds authorized to an amount sufficient to maintain the average daily balance in the special demand deposit account in a net positive and as close to zero as administratively possible.

The Bank agrees to service the account in this manner based on the requirements and specifications contained in RFP Number 20051031 dated January 3, 2006. The Bank agrees that per-item costs, detailed in the form "Schedule of Financial Institution Processing Charges" contained in the Bank's proposal dated March 16, 2006, will remain constant during the term of this Agreement. The Bank shall calculate the monthly fees based on services rendered and invoice the Contractor. The Contractor shall issue a check or automated clearinghouse authorization transfer to the Bank in payment thereof.

- (6) The Bank shall post collateral, acceptable under Department of the Treasury Circular 176, with the Federal Reserve Bank in an amount equal to the net balances in all of the accounts included in this Agreement, less the Department of the Treasury-approved deposit insurance.
- (7) This Agreement, with all its provisions and covenants, shall be in effect for a term of _____, beginning on the _____ day of _____, _____, and ending on the 30th day of June 2008, with an option to extend for an additional three one-year options.
- (8) DOE, the Contractor, or the Bank, may terminate this Agreement at any time within the agreement period upon submitting written notification to the other parties 90 days prior to the desired termination date. The specific provisions for operating the account during this 90-day period are contained in Covenant 11.

- (9) DOE or the Contractor may terminate this Agreement at any time upon 30 days' written notice to the Bank if DOE or the Contractor, or both parties, find that the Bank has failed to substantially perform its obligations under this Agreement or that the Bank is performing its obligations in a manner that precludes administering the program in an effective and efficient manner or that precludes the effective utilization of the Government's cash resources.
- (10) Notwithstanding the provisions of Covenants 8 and 9, in the event that the Agreement, referenced in Recital (a), between DOE and the Contractor is not renewed or is terminated, this Agreement between DOE, the Contractor, and the Bank shall be terminated automatically upon the delivery of written notice to the Bank.
- (11) In the event of termination, the Bank agrees to retain the Contractor's special demand deposit account for an additional 90-day period to clear outstanding payment items.

This Agreement shall continue in effect for the 90-day additional period, with exception of the following:

- (1) Term Agreement (Covenant 7); and
- (2) Termination of Agreement (Covenants 8 and 9).

All terms and conditions of the aforesaid bid submitted by the Bank that are not inconsistent with this 90-day additional term shall remain in effect for this period.

The Bank has submitted the forms entitled "Technical Representations and Certifications," "Schedule of Financial Institution Processing Charges," and "Calculation of Time Account Balance Required." These forms have been accepted by the Contractor and the Government and are incorporated herein with the document entitled "Financial Institution's Information on Payments Cleared Financing Arrangement" as an integral part of this Agreement.

Any direction received by the Bank from DOE which alters any portion of the terms and conditions of this Agreement shall not be valid unless signed by the Contracting Officer.

In witness whereof the parties hereto have caused this Agreement to be executed, as of the day and year first above written.

_____ by _____
(Date Signed) (Typed Name of Contracting Officer)

(Signature of Contracting Officer)

WITNESS

_____ _____
(Typed Name of Witness) (Typed Name of Contractor)

_____ by _____
(Signature of Witness) (Typed Name of Contractor's Representative)

Note: In the case of a corporation,
A witness is not required. Type or
print names under all signatures.

(Signature of Contractor's Representative)

(Title)

(Address)

(Date Signed)

(Name of Witness)

(Name of Financial Institution)

(Signature of Witness)

(Typed Name of Financial Institution Representative)

(Signature of Financial Institution Representative)

Note: In the case of a corporation,
A witness is not required. Type or
print names under all signatures.

(Title)

(Address)

(Date Signed)

NOTE

The contractor, if a corporation, shall cause the following Certificate to be executed under its corporate seal, provided that the same officer shall not execute both the Agreement and the Certificate.

CERTIFICATE

I, _____, certify that I am the _____ of the corporation named as Contractor herein; that _____, who signed this Agreement on behalf of the Contractor, was then _____ of said corporation; and that said Agreement was duly signed for and in behalf of said corporation by authority of its governing body and is within the scope of its corporate powers.

(Corporate Seal) (Signature)

NOTE

Financial Institution (or Bank), if a corporation, shall cause the following Certificate to be executed under its corporate seal, provided that the same officer shall not execute both the Agreement and the Certificate.

CERTIFICATE

I, _____, certify that I am the _____ of the corporation named as Financial Institution (or Bank) herein; that _____, who signed this Agreement on behalf of the Financial Institution (or Bank), was then _____ of said corporation; and that said Agreement was duly signed for and in behalf of said corporation by authority of its governing body and is within the scope of its corporate powers.

ATTACHMENT J.10

**WAGE DETERMINATIONS – SERVICE CONTRACT ACT (SCA) AND DAVIS-BACON
ACT**

CBA WD

REGISTER OF WAGE DETERMINATION UNDER THE SERVICE CONTRACT ACT By direction of the Secretary of Labor	U.S. DEPARTMENT OF LABOR EMPLOYMENT STANDARDS ADMINISTRATION WAGE AND HOUR DIVISION WASHINGTON D.C. 20210
William W.Gross Director	Division of Wage Determinations
Wage Determination No.: 1998-0109 Revision No.: 9 Date Of Last Revision: 09/15/2006	

State: Washington

Area: Washington County of Benton

Employed on US Department of Energy contract for Operations, Management and Intergration at the Department of Energy Hanford Site Services in Benton, WA.

Collective Bargaining Agreement between Fluor Hanford, Inc. and Office and Professional Employees

International Union (OPEIU), Local 11, AFL-CIO effective April 1, 2003 through March 31, 2007.

Collective Bargaining Agreement between Fluor Hanford, Inc. (FH) and Hanford Atomic Metal Trades Council (HAMTC), AFL-CIO and effective April 1, 2002 through March 31, 2007.

Collective Bargaining Agreement between Fluor Hanford, Inc. and Hanford Guards Union effective October 29, 2005 through October 31, 2010.

In accordance with Sections 2(a) and 4(c) of the Service Contract Act, as amended, employees employed by the contractor(s) in performing services covered by the Collective Bargaining Agreement(s) are to be paid wage rates and fringe benefits set forth in the current collective bargaining agreement and modified extension agreement(s).

REGISTER OF WAGE DETERMINATIONS UNDER THE SERVICE CONTRACT ACT By direction of the Secretary of Labor	U.S. DEPARTMENT OF LABOR EMPLOYMENT STANDARDS ADMINISTRATION WAGE AND HOUR DIVISION WASHINGTON D.C. 20210
William W.Gross Director	Division of Wage Determinations
Wage Determination No.: 2005-2569 Revision No.: 3 Date Of Revision: 05/29/2007	

States: Oregon, Washington

Area: Oregon Counties of Baker, Grant, Harney, Malheur, Morrow, Umatilla, Union,
 Wallowa, Wheeler
 Washington Counties of Benton, Franklin, Walla Walla, Yakima

Fringe Benefits Required Follow the Occupational Listing

OCCUPATION CODE - TITLE MINIMUM WAGE RATE

01000 - Administrative Support And Clerical Occupations	
01011 - Accounting Clerk I	12.09
01012 - Accounting Clerk II	13.79
01013 - Accounting Clerk III	16.65
01020 - Administrative Assistant	21.85
01040 - Court Reporter	16.65
01051 - Data Entry Operator I	11.32
01052 - Data Entry Operator II	12.36
01060 - Dispatcher, Motor Vehicle	16.65
01070 - Document Preparation Clerk	12.94
01090 - Duplicating Machine Operator	12.94
01111 - General Clerk I	11.32
01112 - General Clerk II	12.36
01113 - General Clerk III	13.86
01120 - Housing Referral Assistant	19.50
01141 - Messenger Courier	10.26
01191 - Order Clerk I	11.32
01192 - Order Clerk II	12.36
01261 - Personnel Assistant (Employment) I	14.48
01262 - Personnel Assistant (Employment) II	16.41
01263 - Personnel Assistant (Employment) III	18.38
01270 - Production Control Clerk	19.56
01280 - Receptionist	11.42
01290 - Rental Clerk	14.03
01300 - Scheduler, Maintenance	14.76
01311 - Secretary I	14.76
01312 - Secretary II	16.49
01313 - Secretary III	19.50

01320 - Service Order Dispatcher	16.93
01410 - Supply Technician	21.86
01420 - Survey Worker	15.19
01531 - Travel Clerk I	12.60
01532 - Travel Clerk II	13.55
01533 - Travel Clerk III	14.49
01611 - Word Processor I	12.94
01612 - Word Processor II	14.51
01613 - Word Processor III	16.24
05000 - Automotive Service Occupations	
05005 - Automobile Body Repairer, Fiberglass	18.71
05010 - Automotive Electrician	17.78
05040 - Automotive Glass Installer	16.84
05070 - Automotive Worker	16.84
05110 - Mobile Equipment Servicer	14.95
05130 - Motor Equipment Metal Mechanic	18.71
05160 - Motor Equipment Metal Worker	16.84
05190 - Motor Vehicle Mechanic	18.71
05220 - Motor Vehicle Mechanic Helper	14.00
05250 - Motor Vehicle Upholstery Worker	15.88
05280 - Motor Vehicle Wrecker	16.84
05310 - Painter, Automotive	17.78
05340 - Radiator Repair Specialist	16.84
05370 - Tire Repairer	14.44
05400 - Transmission Repair Specialist	18.71
07000 - Food Preparation And Service Occupations	
07010 - Baker	15.66
07041 - Cook I	13.97
07042 - Cook II	15.66
07070 - Dishwasher	9.89
07130 - Food Service Worker	9.89
07210 - Meat Cutter	16.13
07260 - Waiter/Waitress	11.04
09000 - Furniture Maintenance And Repair Occupations	
09010 - Electrostatic Spray Painter	17.78
09040 - Furniture Handler	11.71
09080 - Furniture Refinisher	17.78
09090 - Furniture Refinisher Helper	14.00
09110 - Furniture Repairer, Minor	15.88
09130 - Upholsterer	17.78
11000 - General Services And Support Occupations	
11030 - Cleaner, Vehicles	10.30
11060 - Elevator Operator	10.88
11090 - Gardener	15.35
11122 - Housekeeping Aide	10.39
11150 - Janitor	11.97
11210 - Laborer, Grounds Maintenance	12.13
11240 - Maid or Houseman	9.22
11260 - Pruner	11.97
11270 - Tractor Operator	14.51
11330 - Trail Maintenance Worker	12.13

11360 - Window Cleaner	13.35
12000 - Health Occupations	
12010 - Ambulance Driver	14.75
12011 - Breath Alcohol Technician	15.40
12012 - Certified Occupational Therapist Assistant	21.21
12015 - Certified Physical Therapist Assistant	21.21
12020 - Dental Assistant	16.53
12025 - Dental Hygienist	33.99
12030 - EKG Technician	23.43
12035 - Electroneurodiagnostic Technologist	23.43
12040 - Emergency Medical Technician	15.46
12071 - Licensed Practical Nurse I	13.74
12072 - Licensed Practical Nurse II	15.40
12073 - Licensed Practical Nurse III	17.24
12100 - Medical Assistant	13.25
12130 - Medical Laboratory Technician	14.11
12160 - Medical Record Clerk	13.72
12190 - Medical Record Technician	15.35
12195 - Medical Transcriptionist	14.51
12210 - Nuclear Medicine Technologist	33.99
12221 - Nursing Assistant I	8.59
12222 - Nursing Assistant II	9.65
12223 - Nursing Assistant III	10.53
12224 - Nursing Assistant IV	11.81
12235 - Optical Dispenser	15.47
12236 - Optical Technician	13.82
12250 - Pharmacy Technician	14.61
12280 - Phlebotomist	13.01
12305 - Radiologic Technologist	21.99
12311 - Registered Nurse I	22.96
12312 - Registered Nurse II	28.11
12313 - Registered Nurse II, Specialist	28.11
12314 - Registered Nurse III	34.01
12315 - Registered Nurse III, Anesthetist	34.01
12316 - Registered Nurse IV	40.73
12317 - Scheduler (Drug and Alcohol Testing)	19.16
13000 - Information And Arts Occupations	
13011 - Exhibits Specialist I	17.94
13012 - Exhibits Specialist II	22.41
13013 - Exhibits Specialist III	24.84
13041 - Illustrator I	17.94
13042 - Illustrator II	22.41
13043 - Illustrator III	24.84
13047 - Librarian	25.06
13050 - Library Aide/Clerk	12.95
13054 - Library Information Technology Systems Administrator	21.68
13058 - Library Technician	16.45
13061 - Media Specialist I	13.39
13062 - Media Specialist II	16.45
13063 - Media Specialist III	18.33
13071 - Photographer I	16.33

13072 - Photographer II	18.26
13073 - Photographer III	22.63
13074 - Photographer IV	27.68
13075 - Photographer V	31.31
13110 - Video Teleconference Technician	16.33
14000 - Information Technology Occupations	
14041 - Computer Operator I	14.88
14042 - Computer Operator II	16.78
14043 - Computer Operator III	20.58
14044 - Computer Operator IV	23.79
14045 - Computer Operator V	25.52
14071 - Computer Programmer I (1)	19.77
14072 - Computer Programmer II (1)	25.33
14073 - Computer Programmer III (1)	27.62
14074 - Computer Programmer IV (1)	27.62
14101 - Computer Systems Analyst I (1)	27.62
14102 - Computer Systems Analyst II (1)	27.62
14103 - Computer Systems Analyst III (1)	27.62
14150 - Peripheral Equipment Operator	14.88
14160 - Personal Computer Support Technician	23.79
15000 - Instructional Occupations	
15010 - Aircrew Training Devices Instructor (Non-Rated)	27.62
15020 - Aircrew Training Devices Instructor (Rated)	30.38
15030 - Air Crew Training Devices Instructor (Pilot)	33.42
15050 - Computer Based Training Specialist / Instructor	26.40
15060 - Educational Technologist	27.93
15070 - Flight Instructor (Pilot)	33.42
15080 - Graphic Artist	19.54
15090 - Technical Instructor	24.45
15095 - Technical Instructor/Course Developer	23.20
15110 - Test Proctor	15.78
15120 - Tutor	15.78
16000 - Laundry, Dry-Cleaning, Pressing And Related Occupations	
16010 - Assembler	9.26
16030 - Counter Attendant	9.26
16040 - Dry Cleaner	11.69
16070 - Finisher, Flatwork, Machine	9.26
16090 - Presser, Hand	9.26
16110 - Presser, Machine, Drycleaning	9.26
16130 - Presser, Machine, Shirts	9.26
16160 - Presser, Machine, Wearing Apparel, Laundry	9.26
16190 - Sewing Machine Operator	12.51
16220 - Tailor	13.33
16250 - Washer, Machine	10.07
19000 - Machine Tool Operation And Repair Occupations	
19010 - Machine-Tool Operator (Tool Room)	21.80
19040 - Tool And Die Maker	26.42
21000 - Materials Handling And Packing Occupations	
21020 - Forklift Operator	12.59
21030 - Material Coordinator	20.15
21040 - Material Expediter	20.15

21050 - Material Handling Laborer	10.66
21071 - Order Filler	12.55
21080 - Production Line Worker (Food Processing)	12.59
21110 - Shipping Packer	12.03
21130 - Shipping/Receiving Clerk	12.03
21140 - Store Worker I	10.09
21150 - Stock Clerk	14.21
21210 - Tools And Parts Attendant	12.59
21410 - Warehouse Specialist	12.76
23000 - Mechanics And Maintenance And Repair Occupations	
23010 - Aerospace Structural Welder	23.92
23021 - Aircraft Mechanic I	22.58
23022 - Aircraft Mechanic II	23.92
23023 - Aircraft Mechanic III	25.20
23040 - Aircraft Mechanic Helper	16.94
23050 - Aircraft, Painter	21.30
23060 - Aircraft Servicer	19.22
23080 - Aircraft Worker	20.37
23110 - Appliance Mechanic	21.30
23120 - Bicycle Repairer	14.44
23125 - Cable Splicer	24.90
23130 - Carpenter, Maintenance	20.56
23140 - Carpet Layer	18.52
23160 - Electrician, Maintenance	26.11
23181 - Electronics Technician Maintenance I	18.47
23182 - Electronics Technician Maintenance II	21.30
23183 - Electronics Technician Maintenance III	22.72
23260 - Fabric Worker	18.47
23290 - Fire Alarm System Mechanic	22.72
23310 - Fire Extinguisher Repairer	17.04
23311 - Fuel Distribution System Mechanic	22.72
23312 - Fuel Distribution System Operator	17.35
23370 - General Maintenance Worker	16.84
23380 - Ground Support Equipment Mechanic	22.58
23381 - Ground Support Equipment Servicer	18.47
23382 - Ground Support Equipment Worker	20.37
23391 - Gunsmith I	17.05
23392 - Gunsmith II	19.89
23393 - Gunsmith III	22.72
23410 - Heating, Ventilation And Air-Conditioning Mechanic	18.71
23411 - Heating, Ventilation And Air Conditioning Mechanic (Research Facility)	19.02
23430 - Heavy Equipment Mechanic	21.15
23440 - Heavy Equipment Operator	21.48
23460 - Instrument Mechanic	22.72
23465 - Laboratory/Shelter Mechanic	21.31
23470 - Laborer	10.66
23510 - Locksmith	17.78
23530 - Machinery Maintenance Mechanic	22.02
23550 - Machinist, Maintenance	21.72
23580 - Maintenance Trades Helper	14.00
23591 - Metrology Technician I	22.72

23592 - Metrology Technician II	23.92
23593 - Metrology Technician III	25.20
23640 - Millwright	22.72
23710 - Office Appliance Repairer	20.29
23760 - Painter, Maintenance	17.78
23790 - Pipefitter, Maintenance	23.71
23810 - Plumber, Maintenance	22.53
23820 - Pneudraulic Systems Mechanic	22.72
23850 - Rigger	22.72
23870 - Scale Mechanic	19.88
23890 - Sheet-Metal Worker, Maintenance	22.64
23910 - Small Engine Mechanic	17.81
23931 - Telecommunications Mechanic I	23.06
23932 - Telecommunications Mechanic II	24.08
23950 - Telephone Lineman	21.69
23960 - Welder, Combination, Maintenance	18.71
23965 - Well Driller	22.72
23970 - Woodcraft Worker	22.72
23980 - Woodworker	17.04
24000 - Personal Needs Occupations	
24570 - Child Care Attendant	9.13
24580 - Child Care Center Clerk	12.40
24610 - Chore Aide	10.51
24620 - Family Readiness And Support Services Coordinator	10.13
24630 - Homemaker	13.13
25000 - Plant And System Operations Occupations	
25010 - Boiler Tender	22.75
25040 - Sewage Plant Operator	21.39
25070 - Stationary Engineer	22.75
25190 - Ventilation Equipment Tender	18.71
25210 - Water Treatment Plant Operator	21.33
27000 - Protective Service Occupations	
27004 - Alarm Monitor	16.54
27007 - Baggage Inspector	13.18
27008 - Corrections Officer	19.80
27010 - Court Security Officer	22.90
27030 - Detection Dog Handler	16.54
27040 - Detention Officer	19.80
27070 - Firefighter	21.26
27101 - Guard I	13.18
27102 - Guard II	16.54
27131 - Police Officer I	25.74
27132 - Police Officer II	28.32
28000 - Recreation Occupations	
28041 - Carnival Equipment Operator	13.74
28042 - Carnival Equipment Repairer	14.68
28043 - Carnival Equipment Worker	10.29
28210 - Gate Attendant/Gate Tender	12.14
28310 - Lifeguard	10.82
28350 - Park Attendant (Aide)	13.58
28510 - Recreation Aide/Health Facility Attendant	9.91

28515 - Recreation Specialist	16.82
28630 - Sports Official	10.82
28690 - Swimming Pool Operator	19.88
29000 - Stevedoring/Longshoremen Occupational Services	
29010 - Blocker And Bracer	20.89
29020 - Hatch Tender	20.89
29030 - Line Handler	20.89
29041 - Stevedore I	19.40
29042 - Stevedore II	22.37
30000 - Technical Occupations	
30010 - Air Traffic Control Specialist, Center (HFO) (2)	32.38
30011 - Air Traffic Control Specialist, Station (HFO) (2)	22.33
30012 - Air Traffic Control Specialist, Terminal (HFO) (2)	24.59
30021 - Archeological Technician I	15.80
30022 - Archeological Technician II	17.66
30023 - Archeological Technician III	21.88
30030 - Cartographic Technician	23.16
30040 - Civil Engineering Technician	20.48
30061 - Drafter/CAD Operator I	14.29
30062 - Drafter/CAD Operator II	16.75
30063 - Drafter/CAD Operator III	18.68
30064 - Drafter/CAD Operator IV	21.88
30081 - Engineering Technician I	13.26
30082 - Engineering Technician II	14.88
30083 - Engineering Technician III	17.97
30084 - Engineering Technician IV	21.05
30085 - Engineering Technician V	26.52
30086 - Engineering Technician VI	35.66
30090 - Environmental Technician	20.31
30210 - Laboratory Technician	17.95
30240 - Mathematical Technician	20.14
30361 - Paralegal/Legal Assistant I	16.69
30362 - Paralegal/Legal Assistant II	19.89
30363 - Paralegal/Legal Assistant III	22.49
30364 - Paralegal/Legal Assistant IV	27.21
30390 - Photo-Optics Technician	20.14
30461 - Technical Writer I	15.34
30462 - Technical Writer II	18.76
30463 - Technical Writer III	22.70
30491 - Unexploded Ordnance (UXO) Technician I	20.58
30492 - Unexploded Ordnance (UXO) Technician II	24.90
30493 - Unexploded Ordnance (UXO) Technician III	29.85
30494 - Unexploded (UXO) Safety Escort	20.58
30495 - Unexploded (UXO) Sweep Personnel	20.58
30620 - Weather Observer, Combined Upper Air Or Surface Programs (3)	18.41
30621 - Weather Observer, Senior (3)	20.47
1000 - Transportation/Mobile Equipment Operation Occupations	
31020 - Bus Aide	10.28
31030 - Bus Driver	14.84
31043 - Driver Courier	12.28
31260 - Parking and Lot Attendant	10.18

31290 - Shuttle Bus Driver	12.63
31310 - Taxi Driver	11.88
31361 - Truckdriver, Light	12.28
31362 - Truckdriver, Medium	13.95
31363 - Truckdriver, Heavy	16.89
31364 - Truckdriver, Tractor-Trailer	16.89
99000 - Miscellaneous Occupations	
99030 - Cashier	9.28
99050 - Desk Clerk	9.13
99095 - Embalmer	20.58
99251 - Laboratory Animal Caretaker I	12.19
99252 - Laboratory Animal Caretaker II	13.28
99310 - Mortician	20.58
99410 - Pest Controller	18.47
99510 - Photofinishing Worker	10.82
99710 - Recycling Laborer	12.80
99711 - Recycling Specialist	15.62
99730 - Refuse Collector	11.97
99810 - Sales Clerk	12.30
99820 - School Crossing Guard	11.54
99830 - Survey Party Chief	23.63
99831 - Surveying Aide	14.85
99832 - Surveying Technician	20.32
99840 - Vending Machine Attendant	16.41
99841 - Vending Machine Repairer	19.88
99842 - Vending Machine Repairer Helper	16.41

ALL OCCUPATIONS LISTED ABOVE RECEIVE THE FOLLOWING BENEFITS:

HEALTH & WELFARE: \$3.16 per hour or \$126.40 per week or \$547.73 per month

VACATION: 2 weeks paid vacation after 1 year of service with a contractor or successor; 3 weeks after 5 years, 4 weeks after 10 years, and 5 weeks after 20 years. Length of service includes the whole span of continuous service with the present contractor or successor, wherever employed, and with the predecessor contractors in the performance of similar work at the same Federal facility. (Reg. 29 CFR 4.173)

HOLIDAYS: HOLIDAYS: A minimum of ten paid holidays per year, New Year's Day, Martin Luther King Jr's Birthday, Washington's Birthday, Memorial Day, Independence Day, Labor Day, Columbus Day, Veterans' Day, Thanksgiving Day, and Christmas Day. (A contractor may substitute for any of the named holidays another day off with pay in accordance with a plan communicated to the employees involved.) (See 29 CFR 4174)

THE OCCUPATIONS WHICH HAVE PARENTHESES AFTER THEM RECEIVE THE FOLLOWING BENEFITS (as numbered):

- 1) Does not apply to employees employed in a bona fide executive, administrative,

or professional capacity as defined and delineated in 29 CFR 541. (See CFR 4.156)

2) APPLICABLE TO AIR TRAFFIC CONTROLLERS ONLY - NIGHT DIFFERENTIAL: An employee is entitled to pay for all work performed between the hours of 6:00 P.M. and 6:00 A.M. at the rate of basic pay plus a night pay differential amounting to 10 percent of the rate of basic pay.

3) WEATHER OBSERVERS - NIGHT PAY & SUNDAY PAY: If you work at night as part of a regular tour of duty, you will earn a night differential and receive an additional 10% of basic pay for any hours worked between 6pm and 6am. If you are a full-time employed (40 hours a week) and Sunday is part of your regularly scheduled workweek, you are paid at your rate of basic pay plus a Sunday premium of 25% of your basic rate for each hour of Sunday work which is not overtime (i.e. occasional work on Sunday outside the normal tour of duty is considered overtime work).

HAZARDOUS PAY DIFFERENTIAL: An 8 percent differential is applicable to employees employed in a position that represents a high degree of hazard when working with or in close proximity to ordnance, explosives, and incendiary materials. This includes work such as screening, blending, dying, mixing, and pressing of sensitive ordnance, explosives, and pyrotechnic compositions such as lead azide, black powder and photoflash powder. All dry-house activities involving propellants or explosives. Demilitarization, modification, renovation, demolition, and maintenance operations on sensitive ordnance, explosives and incendiary materials. All operations involving regrading and cleaning of artillery ranges.

A 4 percent differential is applicable to employees employed in a position that represents a low degree of hazard when working with, or in close proximity to ordnance, (or employees possibly adjacent to) explosives and incendiary materials which involves potential injury such as laceration of hands, face, or arms of the employee engaged in the operation, irritation of the skin, minor burns and the like; minimal damage to immediate or adjacent work area or equipment being used. All operations involving, unloading, storage, and hauling of ordnance, explosive, and incendiary ordnance material other than small arms ammunition. These differentials are only applicable to work that has been specifically designated by the agency for ordnance, explosives, and incendiary material differential pay.

**** UNIFORM ALLOWANCE ****

If employees are required to wear uniforms in the performance of this contract (either by the terms of the Government contract, by the employer, by the state or local law, etc.), the cost of furnishing such uniforms and maintaining (by laundering or dry cleaning) such uniforms is an expense that may not be borne by an employee where such cost reduces the hourly rate below that required by the wage determination. The Department of Labor will accept payment in accordance with the following standards as compliance:

The contractor or subcontractor is required to furnish all employees with an adequate number of uniforms without cost or to reimburse employees for the actual cost of the uniforms. In addition, where uniform cleaning and maintenance is made the responsibility of the employee, all contractors and subcontractors subject to

this wage determination shall (in the absence of a bona fide collective bargaining agreement providing for a different amount, or the furnishing of contrary affirmative proof as to the actual cost), reimburse all employees for such cleaning and maintenance at a rate of \$3.35 per week (or \$.67 cents per day). However, in those instances where the uniforms furnished are made of "wash and wear" materials, may be routinely washed and dried with other personal garments, and do not require any special treatment such as dry cleaning, daily washing, or commercial laundering in order to meet the cleanliness or appearance standards set by the terms of the Government contract, by the contractor, by law, or by the nature of the work, there is no requirement that employees be reimbursed for uniform maintenance costs.

The duties of employees under job titles listed are those described in the "Service Contract Act Directory of Occupations", Fifth Edition, April 2006, unless otherwise indicated. Copies of the Directory are available on the Internet. A links to the Directory may be found on the WHD home page at <http://www.dol.gov/esa/whd/> or through the Wage Determinations On-Line (WDOL) Web site at <http://wdol.gov/>.

REQUEST FOR AUTHORIZATION OF ADDITIONAL CLASSIFICATION AND WAGE RATE
{Standard Form
1444 (SF 1444)}

Conformance Process:

The contracting officer shall require that any class of service employee which is not listed herein and which is to be employed under the contract (i.e., the work to be performed is not performed by any classification listed in the wage determination), be classified by the contractor so as to provide a reasonable relationship (i.e., appropriate level of skill comparison) between such unlisted classifications and the classifications listed in the wage determination. Such conformed classes of employees shall be paid the monetary wages and furnished the fringe benefits as are determined. Such conforming process shall be initiated by the contractor prior to the performance of contract work by such unlisted class(es) of employees. The conformed classification, wage rate, and/or fringe benefits shall be retroactive to the commencement date of the contract. {See Section 4.6 (C)(vi)} When multiple wage determinations are included in a contract, a separate SF 1444 should be prepared for each wage determination to which a class(es) is to be conformed.

The process for preparing a conformance request is as follows:

- 1) When preparing the bid, the contractor identifies the need for a conformed occupation(s) and computes a proposed rate(s).
- 2) After contract award, the contractor prepares a written report listing in order proposed classification title(s), a Federal grade equivalency (FGE) for each proposed classification(s), job description(s), and rationale for proposed wage rate(s), including information regarding the agreement or disagreement of the authorized representative of the employees involved, or where there is no authorized representative, the employees themselves. This report should be submitted to the contracting officer no later than 30 days after such unlisted class(es) of employees

performs any contract work.

3) The contracting officer reviews the proposed action and promptly submits a report of the action, together with the agency's recommendations and pertinent information including the position of the contractor and the employees, to the Wage and Hour Division, Employment Standards Administration, U.S. Department of Labor, for review. (See section 4.6(b)(2) of Regulations 29 CFR Part 4).

4) Within 30 days of receipt, the Wage and Hour Division approves, modifies, or disapproves the action via transmittal to the agency contracting officer, or notifies the contracting officer that additional time will be required to process the request.

5) The contracting officer transmits the Wage and Hour decision to the contractor.

6) The contractor informs the affected employees.

Information required by the Regulations must be submitted on SF 1444 or bond paper.

When preparing a conformance request, the "Service Contract Act Directory of Occupations" (the Directory) should be used to compare job definitions to insure that duties requested are not performed by a classification already listed in the wage determination. Remember, it is not the job title, but the required tasks that determine whether a class is included in an established wage determination. Conformances may not be used to artificially split, combine, or subdivide classifications listed in the wage determination.

REGISTER OF WAGE DETERMINATIONS UNDER
 THE SERVICE CONTRACT ACT
 By direction of the Secretary of Labor

U.S. DEPARTMENT OF LABOR
 EMPLOYMENT STANDARDS ADMINISTRATION
 WAGE AND HOUR DIVISION
 WASHINGTON D.C. 20210

William W.Gross
 Director

Division of
 Wage Determinations

Wage Determination No.: 2005-2570
 Revision No.: 3
 Date Of Revision: 05/29/2007

States: Oregon, Washington

Area: Oregon Counties of Baker, Grant, Harney, Malheur, Morrow, Umatilla, Union,
 Wallowa, Wheeler
 Washington Counties of Benton, Franklin, Walla Walla, Yakima

****Fringe Benefits Required Follow the Occupational Listing****

OCCUPATION CODE - TITLE MINIMUM WAGE RATE

01000 - Administrative Support And Clerical Occupations

01011 - Accounting Clerk I	12.09
01012 - Accounting Clerk II	13.79
01013 - Accounting Clerk III	16.65
01020 - Administrative Assistant	21.85
01040 - Court Reporter	16.65
01051 - Data Entry Operator I	11.32
01052 - Data Entry Operator II	12.36
01060 - Dispatcher, Motor Vehicle	16.65
01070 - Document Preparation Clerk	12.94
01090 - Duplicating Machine Operator	12.94
01111 - General Clerk I	11.32
01112 - General Clerk II	12.36
01113 - General Clerk III	13.86
01120 - Housing Referral Assistant	19.50
01141 - Messenger Courier	10.26

01191 - Order Clerk I	11.32
01192 - Order Clerk II	12.36
01261 - Personnel Assistant (Employment) I	14.48
01262 - Personnel Assistant (Employment) II	16.41
01263 - Personnel Assistant (Employment) III	18.38
01270 - Production Control Clerk	19.56
01280 - Receptionist	11.42
01290 - Rental Clerk	14.03
01300 - Scheduler, Maintenance	14.76
01311 - Secretary I	14.76
01312 - Secretary II	16.49
01313 - Secretary III	19.50
01320 - Service Order Dispatcher	16.93
01410 - Supply Technician	21.86
01420 - Survey Worker	15.19
01531 - Travel Clerk I	12.60
01532 - Travel Clerk II	13.55
01533 - Travel Clerk III	14.49
01611 - Word Processor I	12.94
01612 - Word Processor II	14.51
01613 - Word Processor III	16.24
05000 - Automotive Service Occupations	
05005 - Automobile Body Repairer, Fiberglass	18.71
05010 - Automotive Electrician	17.78
05040 - Automotive Glass Installer	16.84
05070 - Automotive Worker	16.84
05110 - Mobile Equipment Servicer	14.95
05130 - Motor Equipment Metal Mechanic	18.71

05160 - Motor Equipment Metal Worker	16.84
05190 - Motor Vehicle Mechanic	18.71
05220 - Motor Vehicle Mechanic Helper	14.00
05250 - Motor Vehicle Upholstery Worker	15.88
05280 - Motor Vehicle Wrecker	16.84
05310 - Painter, Automotive	17.78
05340 - Radiator Repair Specialist	16.84
05370 - Tire Repairer	14.44
05400 - Transmission Repair Specialist	18.71
07000 - Food Preparation And Service Occupations	
07010 - Baker	15.66
07041 - Cook I	13.97
07042 - Cook II	15.66
07070 - Dishwasher	9.89
07130 - Food Service Worker	9.89
07210 - Meat Cutter	16.13
07260 - Waiter/Waitress	11.04
09000 - Furniture Maintenance And Repair Occupations	
09010 - Electrostatic Spray Painter	17.78
09040 - Furniture Handler	11.71
09080 - Furniture Refinisher	17.78
09090 - Furniture Refinisher Helper	14.00
09110 - Furniture Repairer, Minor	15.88
09130 - Upholsterer	17.78
11000 - General Services And Support Occupations	
11030 - Cleaner, Vehicles	10.30
11060 - Elevator Operator	10.88
11090 - Gardener	15.35

11122 - Housekeeping Aide	10.39
11150 - Janitor	11.97
11210 - Laborer, Grounds Maintenance	12.13
11240 - Maid or Houseman	9.22
11260 - Pruner	11.97
11270 - Tractor Operator	14.51
11330 - Trail Maintenance Worker	12.13
11360 - Window Cleaner	13.35
12000 - Health Occupations	
12010 - Ambulance Driver	15.46
12011 - Breath Alcohol Technician	15.40
12012 - Certified Occupational Therapist Assistant	21.21
12015 - Certified Physical Therapist Assistant	21.21
12020 - Dental Assistant	16.53
12025 - Dental Hygienist	33.99
12030 - EKG Technician	23.43
12035 - Electroneurodiagnostic Technologist	23.43
12040 - Emergency Medical Technician	15.46
12071 - Licensed Practical Nurse I	13.74
12072 - Licensed Practical Nurse II	15.40
12073 - Licensed Practical Nurse III	17.24
12100 - Medical Assistant	13.25
12130 - Medical Laboratory Technician	14.11
12160 - Medical Record Clerk	13.72
12190 - Medical Record Technician	15.35
12195 - Medical Transcriptionist	14.51
12210 - Nuclear Medicine Technologist	33.99
12221 - Nursing Assistant I	8.59

12222 - Nursing Assistant II	9.65
12223 - Nursing Assistant III	10.53
12224 - Nursing Assistant IV	11.81
12235 - Optical Dispenser	15.47
12236 - Optical Technician	13.82
12250 - Pharmacy Technician	14.61
12280 - Phlebotomist	13.01
12305 - Radiologic Technologist	21.99
12311 - Registered Nurse I	22.96
12312 - Registered Nurse II	28.11
12313 - Registered Nurse II, Specialist	28.11
12314 - Registered Nurse III	34.01
12315 - Registered Nurse III, Anesthetist	34.01
12316 - Registered Nurse IV	40.73
12317 - Scheduler (Drug and Alcohol Testing)	19.16
13000 - Information And Arts Occupations	
13011 - Exhibits Specialist I	17.94
13012 - Exhibits Specialist II	22.41
13013 - Exhibits Specialist III	24.84
13041 - Illustrator I	17.94
13042 - Illustrator II	22.41
13043 - Illustrator III	24.84
13047 - Librarian	25.06
13050 - Library Aide/Clerk	12.95
13054 - Library Information Technology Systems Administrator	21.68
13058 - Library Technician	16.45
13061 - Media Specialist I	13.39
13062 - Media Specialist II	16.45

13063 - Media Specialist III	18.33
13071 - Photographer I	16.33
13072 - Photographer II	18.26
13073 - Photographer III	22.63
13074 - Photographer IV	27.68
13075 - Photographer V	31.31
13110 - Video Teleconference Technician	16.33
14000 - Information Technology Occupations	
14041 - Computer Operator I	14.88
14042 - Computer Operator II	16.78
14043 - Computer Operator III	20.58
14044 - Computer Operator IV	23.79
14045 - Computer Operator V	25.52
14071 - Computer Programmer I (1)	19.77
14072 - Computer Programmer II (1)	25.33
14073 - Computer Programmer III (1)	27.62
14074 - Computer Programmer IV (1)	27.62
14101 - Computer Systems Analyst I (1)	27.62
14102 - Computer Systems Analyst II (1)	27.62
14103 - Computer Systems Analyst III (1)	27.62
14150 - Peripheral Equipment Operator	14.88
14160 - Personal Computer Support Technician	23.79
15000 - Instructional Occupations	
15010 - Aircrew Training Devices Instructor (Non-Rated)	27.62
15020 - Aircrew Training Devices Instructor (Rated)	33.42
15030 - Air Crew Training Devices Instructor (Pilot)	33.42
15050 - Computer Based Training Specialist / Instructor	26.40
15060 - Educational Technologist	27.93

15070 - Flight Instructor (Pilot)	33.42
15080 - Graphic Artist	19.54
15090 - Technical Instructor	24.45
15095 - Technical Instructor/Course Developer	23.20
15110 - Test Proctor	15.78
15120 - Tutor	15.78
16000 - Laundry, Dry-Cleaning, Pressing And Related Occupations	
16010 - Assembler	9.26
16030 - Counter Attendant	9.26
16040 - Dry Cleaner	11.69
16070 - Finisher, Flatwork, Machine	9.26
16090 - Presser, Hand	9.26
16110 - Presser, Machine, Drycleaning	9.26
16130 - Presser, Machine, Shirts	9.26
16160 - Presser, Machine, Wearing Apparel, Laundry	9.26
16190 - Sewing Machine Operator	12.51
16220 - Tailor	13.33
16250 - Washer, Machine	10.07
19000 - Machine Tool Operation And Repair Occupations	
19010 - Machine-Tool Operator (Tool Room)	21.80
19040 - Tool And Die Maker	26.42
21000 - Materials Handling And Packing Occupations	
21020 - Forklift Operator	12.59
21030 - Material Coordinator	20.15
21040 - Material Expediter	20.15
21050 - Material Handling Laborer	10.66
21071 - Order Filler	12.55
21080 - Production Line Worker (Food Processing)	12.59

21110 - Shipping Packer	12.03
21130 - Shipping/Receiving Clerk	12.03
21140 - Store Worker I	10.09
21150 - Stock Clerk	14.21
21210 - Tools And Parts Attendant	12.59
21410 - Warehouse Specialist	12.76
23000 - Mechanics And Maintenance And Repair Occupations	
23010 - Aerospace Structural Welder	23.92
23021 - Aircraft Mechanic I	22.58
23022 - Aircraft Mechanic II	23.92
23023 - Aircraft Mechanic III	25.20
23040 - Aircraft Mechanic Helper	16.94
23050 - Aircraft, Painter	21.30
23060 - Aircraft Servicer	18.47
23080 - Aircraft Worker	20.37
23110 - Appliance Mechanic	21.30
23120 - Bicycle Repairer	14.44
23125 - Cable Splicer	24.90
23130 - Carpenter, Maintenance	20.56
23140 - Carpet Layer	18.52
23160 - Electrician, Maintenance	26.11
23181 - Electronics Technician Maintenance I	18.47
23182 - Electronics Technician Maintenance II	21.30
23183 - Electronics Technician Maintenance III	22.72
23260 - Fabric Worker	18.47
23290 - Fire Alarm System Mechanic	22.72
23310 - Fire Extinguisher Repairer	17.04
23311 - Fuel Distribution System Mechanic	22.72

23312 - Fuel Distribution System Operator	17.35
23370 - General Maintenance Worker	16.84
23380 - Ground Support Equipment Mechanic	22.58
23381 - Ground Support Equipment Servicer	18.47
23382 - Ground Support Equipment Worker	20.37
23391 - Gunsmith I	17.05
23392 - Gunsmith II	19.89
23393 - Gunsmith III	22.72
23410 - Heating, Ventilation And Air-Conditioning Mechanic	18.71
23411 - Heating, Ventilation And Air Contditioning Mechanic (Research Facility)	19.02
23430 - Heavy Equipment Mechanic	21.15
23440 - Heavy Equipment Operator	21.48
23460 - Instrument Mechanic	22.72
23465 - Laboratory/Shelter Mechanic	21.31
23470 - Laborer	10.66
23510 - Locksmith	17.78
23530 - Machinery Maintenance Mechanic	22.02
23550 - Machinist, Maintenance	21.72
23580 - Maintenance Trades Helper	14.00
23591 - Metrology Technician I	22.72
23592 - Metrology Technician II	23.92
23593 - Metrology Technician III	25.20
23640 - Millwright	22.72
23710 - Office Appliance Repairer	20.29
23760 - Painter, Maintenance	17.78
23790 - Pipefitter, Maintenance	23.71
23810 - Plumber, Maintenance	22.53
23820 - Pneudraulic Systems Mechanic	22.72

23850 - Rigger	22.72
23870 - Scale Mechanic	19.88
23890 - Sheet-Metal Worker, Maintenance	22.64
23910 - Small Engine Mechanic	17.81
23931 - Telecommunications Mechanic I	23.06
23932 - Telecommunications Mechanic II	24.08
23950 - Telephone Lineman	21.69
23960 - Welder, Combination, Maintenance	18.71
23965 - Well Driller	22.72
23970 - Woodcraft Worker	22.72
23980 - Woodworker	17.04
24000 - Personal Needs Occupations	
24570 - Child Care Attendant	9.13
24580 - Child Care Center Clerk	12.40
24610 - Chore Aide	10.51
24620 - Family Readiness And Support Services Coordinator	10.13
24630 - Homemaker	13.13
25000 - Plant And System Operations Occupations	
25010 - Boiler Tender	22.75
25040 - Sewage Plant Operator	21.39
25070 - Stationary Engineer	22.75
25190 - Ventilation Equipment Tender	18.71
25210 - Water Treatment Plant Operator	21.33
27000 - Protective Service Occupations	
27004 - Alarm Monitor	16.54
27007 - Baggage Inspector	13.18
27008 - Corrections Officer	19.80
27010 - Court Security Officer	22.90

27030 - Detection Dog Handler	16.54
27040 - Detention Officer	19.80
27070 - Firefighter	21.26
27101 - Guard I	13.18
27102 - Guard II	16.54
27131 - Police Officer I	25.74
27132 - Police Officer II	28.32
28000 - Recreation Occupations	
28041 - Carnival Equipment Operator	13.74
28042 - Carnival Equipment Repairer	14.68
28043 - Carnival Equipment Worker	10.29
28210 - Gate Attendant/Gate Tender	12.14
28310 - Lifeguard	10.82
28350 - Park Attendant (Aide)	13.58
28510 - Recreation Aide/Health Facility Attendant	9.91
28515 - Recreation Specialist	9.91
28630 - Sports Official	10.82
28690 - Swimming Pool Operator	19.88
29000 - Stevedoring/Longshoremen Occupational Services	
29010 - Blocker And Bracer	20.89
29020 - Hatch Tender	20.89
29030 - Line Handler	20.89
29041 - Stevedore I	19.40
29042 - Stevedore II	22.37
30000 - Technical Occupations	
30010 - Air Traffic Control Specialist, Center (HFO) (2)	32.38
30011 - Air Traffic Control Specialist, Station (HFO) (2)	22.33
30012 - Air Traffic Control Specialist, Terminal (HFO) (2)	24.59

30021 - Archeological Technician I	15.80
30022 - Archeological Technician II	17.66
30023 - Archeological Technician III	21.88
30030 - Cartographic Technician	23.16
30040 - Civil Engineering Technician	20.48
30061 - Drafter/CAD Operator I	14.29
30062 - Drafter/CAD Operator II	16.75
30063 - Drafter/CAD Operator III	18.68
30064 - Drafter/CAD Operator IV	21.88
30081 - Engineering Technician I	13.26
30082 - Engineering Technician II	14.88
30083 - Engineering Technician III	17.97
30084 - Engineering Technician IV	21.05
30085 - Engineering Technician V	26.52
30086 - Engineering Technician VI	35.66
30090 - Environmental Technician	20.31
30210 - Laboratory Technician	17.95
30240 - Mathematical Technician	20.14
30361 - Paralegal/Legal Assistant I	16.69
30362 - Paralegal/Legal Assistant II	19.89
30363 - Paralegal/Legal Assistant III	22.49
30364 - Paralegal/Legal Assistant IV	27.21
30390 - Photo-Optics Technician	20.14
30461 - Technical Writer I	15.34
30462 - Technical Writer II	18.76
30463 - Technical Writer III	22.70
30491 - Unexploded Ordnance (UXO) Technician I	20.58
30492 - Unexploded Ordnance (UXO) Technician II	24.90

30493 - Unexploded Ordnance (UXO) Technician III	29.85
30494 - Unexploded (UXO) Safety Escort	20.58
30495 - Unexploded (UXO) Sweep Personnel	20.58
30620 - Weather Observer, Combined Upper Air Or Surface Programs (3)	18.41
30621 - Weather Observer, Senior (3)	20.47
31000 - Transportation/Mobile Equipment Operation Occupations	
31020 - Bus Aide	10.28
31030 - Bus Driver	14.84
31043 - Driver Courier	12.28
31260 - Parking and Lot Attendant	10.18
31290 - Shuttle Bus Driver	12.63
31310 - Taxi Driver	11.88
31361 - Truckdriver, Light	12.28
31362 - Truckdriver, Medium	13.95
31363 - Truckdriver, Heavy	16.89
31364 - Truckdriver, Tractor-Trailer	16.89
99000 - Miscellaneous Occupations	
99030 - Cashier	9.28
99050 - Desk Clerk	9.13
99095 - Embalmer	20.58
99251 - Laboratory Animal Caretaker I	12.19
99252 - Laboratory Animal Caretaker II	13.28
99310 - Mortician	20.58
99410 - Pest Controller	18.47
99510 - Photofinishing Worker	10.82
99710 - Recycling Laborer	12.80
99711 - Recycling Specialist	15.62
99730 - Refuse Collector	11.97

99810 - Sales Clerk	12.30
99820 - School Crossing Guard	11.54
99830 - Survey Party Chief	23.63
99831 - Surveying Aide	14.85
99832 - Surveying Technician	20.32
99840 - Vending Machine Attendant	16.41
99841 - Vending Machine Repairer	19.88
99842 - Vending Machine Repairer Helper	16.41

ALL OCCUPATIONS LISTED ABOVE RECEIVE THE FOLLOWING BENEFITS:

HEALTH & WELFARE: Life, accident, and health insurance plans, sick leave, pension plans, civic and personal leave, severance pay, and savings and thrift plans. Minimum employer contributions costing an average of \$3.16 per hour computed on the basis of all hours worked by service employees employed on the contract.

VACATION: 2 weeks paid vacation after 1 year of service with a contractor or successor; 3 weeks after 5 years, 4 weeks after 10 years, and 5 weeks after 20 years. Length of service includes the whole span of continuous service with the present contractor or successor, wherever employed, and with the predecessor contractors in the performance of similar work at the same Federal facility. (Reg. 29 CFR 4.173)

HOLIDAYS: A minimum of ten paid holidays per year, New Year's Day, Martin Luther King Jr's Birthday, Washington's Birthday, Memorial Day, Independence Day, Labor Day, Columbus Day, Veterans' Day, Thanksgiving Day, and Christmas Day. (A contractor may substitute for any of the named holidays another day off with pay in accordance with a plan communicated to the employees involved.) (See 29 CFR 4174)

THE OCCUPATIONS WHICH HAVE PARENTHESES AFTER THEM RECEIVE THE FOLLOWING BENEFITS (as numbered):

- 1) Does not apply to employees employed in a bona fide executive, administrative, or professional capacity as defined and delineated in 29 CFR 541. (See CFR 4.156)
- 2) APPLICABLE TO AIR TRAFFIC CONTROLLERS ONLY - NIGHT DIFFERENTIAL: An employee is entitled to pay for all work performed between the hours of 6:00 P.M. and 6:00 A.M. at the rate of basic pay plus a night pay differential amounting to 10 percent of the rate of basic pay.
- 3) AIR TRAFFIC CONTROLLERS AND WEATHER OBSERVERS - NIGHT PAY & SUNDAY PAY: If you work at night as part of a regular tour of duty, you will earn a night differential and receive an additional 10% of basic pay for any hours worked between 6pm and 6am. If you are a full-time employed (40 hours a week) and Sunday is part of your

regularly scheduled workweek, you are paid at your rate of basic pay plus a Sunday premium of 25% of your basic rate for each hour of Sunday work which is not overtime (i.e. occasional work on Sunday outside the normal tour of duty is considered overtime work).

HAZARDOUS PAY DIFFERENTIAL: An 8 percent differential is applicable to employees employed in a position that represents a high degree of hazard when working with or in close proximity to ordinance, explosives, and incendiary materials. This includes work such as screening, blending, dying, mixing, and pressing of sensitive ordnance, explosives, and pyrotechnic compositions such as lead azide, black powder and photoflash powder. All dry-house activities involving propellants or explosives. Demilitarization, modification, renovation, demolition, and maintenance operations on sensitive ordnance, explosives and incendiary materials. All operations involving regrading and cleaning of artillery ranges.

A 4 percent differential is applicable to employees employed in a position that represents a low degree of hazard when working with, or in close proximity to ordnance, (or employees possibly adjacent to) explosives and incendiary materials which involves potential injury such as laceration of hands, face, or arms of the employee engaged in the operation, irritation of the skin, minor burns and the like; minimal damage to immediate or adjacent work area or equipment being used. All operations involving, unloading, storage, and hauling of ordnance, explosive, and incendiary ordnance material other than small arms ammunition. These differentials are only applicable to work that has been specifically designated by the agency for ordnance, explosives, and incendiary material differential pay.

**** UNIFORM ALLOWANCE ****

If employees are required to wear uniforms in the performance of this contract (either by the terms of the Government contract, by the employer, by the state or local law, etc.), the cost of furnishing such uniforms and maintaining (by laundering or dry cleaning) such uniforms is an expense that may not be borne by an employee where such cost reduces the hourly rate below that required by the wage determination. The Department of Labor will accept payment in accordance with the following standards as compliance:

The contractor or subcontractor is required to furnish all employees with an adequate number of uniforms without cost or to reimburse employees for the actual cost of the uniforms. In addition, where uniform cleaning and maintenance is made the responsibility of the employee, all contractors and subcontractors subject to this wage determination shall (in the absence of a bona fide collective bargaining agreement providing for a different amount, or the furnishing of contrary affirmative proof as to the actual cost), reimburse all employees for such cleaning and maintenance at a rate of \$3.35 per week (or \$.67 cents per day). However, in those instances where the uniforms furnished are made of "wash and wear" materials, may be routinely washed and dried with other personal garments, and do not require any special treatment such as dry cleaning, daily washing, or commercial laundering in order to meet the cleanliness or appearance standards set by the terms of the Government contract, by the contractor, by law, or by the nature of the work, there is no requirement that employees be reimbursed for uniform maintenance costs.

The duties of employees under job titles listed are those described in the "Service Contract Act Directory of Occupations", Fifth Edition, April 2006, unless otherwise indicated. Copies of the Directory are available on the Internet. A links to the Directory may be found on the WHD home page at <http://www.dol.gov/esa/whd/> or through the Wage Determinations On-Line (WDOL) Web

site at <http://wdol.gov/>.

REQUEST FOR AUTHORIZATION OF ADDITIONAL CLASSIFICATION AND WAGE RATE
{Standard Form
1444 (SF 1444)}

Conformance Process:

The contracting officer shall require that any class of service employee which is not listed herein and which is to be employed under the contract (i.e., the work to be performed is not performed by any classification listed in the wage determination), be classified by the contractor so as to provide a reasonable relationship (i.e., appropriate level of skill comparison) between such unlisted classifications and the classifications listed in the wage determination. Such conformed classes of employees shall be paid the monetary wages and furnished the fringe benefits as are determined. Such conforming process shall be initiated by the contractor prior to the performance of contract work by such unlisted class(es) of employees. The conformed classification, wage rate, and/or fringe benefits shall be retroactive to the commencement date of the contract. {See Section 4.6 (C)(vi)} When multiple wage determinations are included in a contract, a separate SF 1444 should be prepared for each wage determination to which a class(es) is to be conformed.

The process for preparing a conformance request is as follows:

- 1) When preparing the bid, the contractor identifies the need for a conformed occupation(s) and computes a proposed rate(s).
- 2) After contract award, the contractor prepares a written report listing in order proposed classification title(s), a Federal grade equivalency (FGE) for each proposed classification(s), job description(s), and rationale for proposed wage rate(s), including information regarding the agreement or disagreement of the authorized representative of the employees involved, or where there is no authorized representative, the employees themselves. This report should be submitted to the contracting officer no later than 30 days after such unlisted class(es) of employees performs any contract work.
- 3) The contracting officer reviews the proposed action and promptly submits a report of the action, together with the agency's recommendations and pertinent information including the position of the contractor and the employees, to the Wage and Hour Division, Employment Standards Administration, U.S. Department of Labor, for review. (See section 4.6(b)(2) of Regulations 29 CFR Part 4).
- 4) Within 30 days of receipt, the Wage and Hour Division approves, modifies, or disapproves the action via transmittal to the agency contracting officer, or notifies the contracting officer that additional time will be required to process the request.
- 5) The contracting officer transmits the Wage and Hour decision to the contractor.
- 6) The contractor informs the affected employees.

Information required by the Regulations must be submitted on SF 1444 or bond paper.

When preparing a conformance request, the "Service Contract Act Directory of Occupations" (the Directory) should be used to compare job definitions to insure that duties requested are not performed by a classification already listed in the wage determination. Remember, it is not the job title, but the required tasks that determine whether a class is included in an established wage determination. Conformances may not be used to artificially split, combine, or subdivide classifications listed in the wage determination.

DAVIS-BACON ACT WAGE DETERMINATION

General Decision Number: WA070009 02/09/2007 WA9

Superseded General Decision Number: WA20030009

State: Washington

Construction Types: Building, Heavy and Highway

Counties: Benton and Franklin Counties in Washington.
 (D.O.E. HANFORD SITE ONLY)

BENTON AND FRANKLIN COUNTIES (D.O.E. HANFORD SITE ONLY)
 BUILDING (does not include residential construction consisting of single family homes and
 apartments up to and including 4 stories), HEAVY and HIGHWAY CONSTRUCTION

Modification Number Publication Date
 0 02/09/2007

 * SUWA2001-001 09/03/2001

(D.O.E. HANFORD SITE ONLY)

	Rates	Fringes
Asbestos/Insulator Worker	\$ 27.27	11.30
Boilermaker \$ 28.70	18.77	
Bricklayer \$ 24.56	9.86	
Carpenters:		
Boom man	\$ 23.72	7.75
Carpenters	\$ 24.93	8.50
Millwright & Machine		
Erector \$ 26.18	8.50	
Piledriver	\$ 25.20	8.50
Cement Masons:		
GROUP 1	\$ 23.68	7.78
GROUP 2	\$ 24.30	7.78
GROUP 3	\$ 24.81	7.78
Electricians:		
Cable Splicers	\$ 31.87	3%+12.68
Electricians	\$ 30.35	3%+12.68
Ironworker \$ 27.79	14.76	

Laborers:

GROUP 1.....	\$ 20.81	7.20
GROUP 2.....	\$ 21.08	7.20
GROUP 3.....	\$ 21.35	7.20
GROUP 4.....	\$ 21.63	7.20
GROUP 5.....	\$ 22.19	7.20

Marble Mason (inside)	\$ 21.30	6.68
-----------------------------	----------	------

Painter

(includes tape finishers, soft floor covers, glaziers, spray painters, steel painters, steam clean and acid etching, sign writers).....

\$ 15.34	6.63
----------	------

Plumber/Pipefitter	\$ 33.69	17.96
--------------------------	----------	-------

Power equipment operators:

GROUP 1.....	\$ 22.59	8.32
GROUP 2.....	\$ 22.91	8.32
GROUP 3.....	\$ 23.52	8.32
GROUP 4.....	\$ 23.84	8.32
GROUP 5.....	\$ 24.12	8.32
GROUP 6.....	\$ 24.39	8.32
GROUP 7.....	\$ 25.49	8.32
GROUP 8.....	\$ 26.83	8.32

Rofer, Waterprofer, Kettleman.....	\$ 21.50	8.25
------------------------------------	----------	------

Sheet metal worker.....	\$ 27.21	13.25
-------------------------	----------	-------

Sprinkler Fitter	\$ 27.05	13.65
------------------------	----------	-------

Terrazzo Worker & Tile Setter	\$ 21.12	6.68
-------------------------------------	----------	------

Truck Driver

GROUP 1.....	\$ 19.33	10.87
GROUP 2.....	\$ 21.60	10.87
GROUP 3.....	\$ 21.64	10.87
GROUP 4.....	\$ 21.93	10.87
GROUP 5.....	\$ 22.04	10.87
GROUP 6.....	\$ 22.21	10.87
GROUP 7.....	\$ 22.74	10.87
GROUP 8.....	\$ 23.07	10.87

CEMENT MASON CLASSIFICATIONS

GROUP 1: Rodding, tamping, floating, troweling, patching, stoning, rubbing, sack rubbing; All exposed aggregate finishing; Setting of screeds, screeds forms, curb and gutter and sidewalk forms; Preparation of all concrete for caulking of the joints and the caulking of expansion joints; Preparation of concrete for the application of hardners, sealers and curing compounds and their application; Grouting and dry packing of machine base; Removal of snap ties and she bolts prior to patching of concrete

GROUP 2: Power troweling machine operator; Troweling of magnesite, torganal or material with epoxy bases of oxichloride base; All power grinders, bushing hammer, chipping gun; All sandblasting for architectural finishes and exposing of aggregate for finish; Concrete sawing and cutting for expansion joints and scoring for decorative patterns; Operating of Clary-type floats, Longitudinal Floats, Rodding Machines and Belting Machines; Scarifiers; Working on scaffolds

GROUP 3: Grinding, bushing or chipping of toxic materials or high density concrete; Operating of power tools on a scaffold

LABORER CLASSIFICATIONS

GROUP 1: Brush Hog Feeder; Carpenter Tender; Cement Handler; Concrete Ssignalman; Concrete Crewman (to include Stripping of forms, hand operating jacks on slip form construction, application of concrete curing compounds, pumpcrete machine, signaling, handling the nozzle of squeezecrete or similar machine- 6 inches and smaller); Crusher Feeder; Demolition (to include clean-up, burning, loading, wrecking and salvage of all material); Dumpman; Fence Erector (to include Guard Rail, guide and reference posts, sign posts, and right-of-way markers); Flagman; Form cleaning machine feeder; Stacker; General Laborer; Group Machine Header Tender; Miner, Class "A" (to include bull gang, concrete crewman, dumpman and pumpcrete crewman, including distributing pipe, assembly and dismantle, and nipper); Nipper; Riprap Man; Sandblast Tailhoseman, wood or steel; Scaleman; Stake Jumper; Structural Mover (to include separating foundation, preparation, cribbing, shoring, jacking and unloading of structures); Tailhoseman (water nozzle); Timber Bucker and Faller (by hand); Truck Loader; Wellpoint Man; Window Cleaner

GROUP 2: Asphalt Raker; Asphalt Roller, walking; Cement Finisher Tender; Concrete Saw, walking; Demolition Torch; Dope Pot Fireman, non-mechanical; Driller Tender (when required to move and position machine); Form Setter, paving; Grade Checker using level optional; Jackhammer Operator; Miner, Class "B" (to include brakeman, finisher, vibrator, and form setter); Nozzleman (to include squeeze and flow-crete nozzle); Nozzleman, water, air or steam; Pavement Breaker (under 90 lbs); Pipelayer, corrugated metal culvert; Pipelayer, multi-section; Pot Tender; Power Buggy Operator; Power Tool Operator, gas, electrical, pneumatic; Rodder and Spreader; Tamper (to include operation of Barco, Essex and similar Tampers); Trencher, Shawnee; Tugger Operator; Wagon Drills; Wheelbarrow, power driven; Water Pipe Liner

GROUP 3: Air Track Drill; Bit Grinder; Brush Machine (to include Horizontal construction joint clean-up brush machine, power propelled); Caisson Worker, free air; Chain Saw Operator and Faller; Concrete Stack (to include Laborers when working on free standing concrete stacks for smoke or fume control above 40 ft high); Gunnite (to include operation of machine and nozzle); High Scaler; Hod Carrier; Miner, Class "C" (to include miner, nozzleman for concrete, and laser beam oepreator on tunnels); Monitor Operator (air track or similar mounting); Mortar Mixer; Nozzleman (to include jet blasting nozzleman, over 1200 lbs., jet blast machine, power propelled, sandblast nozzle); Pavement Breaker, 90 lbs. & over; Pipelayer (to include working topman, caulker, collarman, jointer, mortarman, rigger, jacker, shorer, valve or meter installer, tamper); Pipewrapper; Vibrators (all)

GROUP 4: Drills with dual masts; Miner Class "D" (to include raise and shaft miner, laser beam operator on raises and shafts)

GROUP 5: Powderman

POWER EQUIPMENT OPERATOR CLASSIFICATIONS

GROUP 1: Bit Grinders; Bolt Threading Machine; Compressors (under 2000 CFM, gas, diesel or electric power); Crusher Feeder (mechanical); Deck Hand; Drillers Tender; Fireman and Heater Tender; Grade Checker; Tender Mechanic or Welder, H.D.; Hydro-seeder, Mulcher, Nozzleman; Oiler; Oiler and Cable Tender, Mucking Machine; Pumpman; Rollers, all types on subgrade (farm type, Case, John Deere and similar, or Compacting Vibrator), except when pulled by Dozer with operable blade; Steam Cleaner; Welding Machine

GROUP 2: A-Frame Truck (single drum); Assistant Refrigeration Plant (under 1000 ton); Assistant Plant Operator, Fireman or Pugmixer (asphalt); Bagley or Stationary Scraper; Belt Finishing Machine; Blower Operator (cement); Cement Hog; Compressor (2000 CFM or over, 2 or more, gas, diesel or electric power); Concrete Saw (multiple cut); Distributor Leverman; Ditch Witch or similar; Elevator, hoisting materials; Dope Pots (power agitated); Fork Lift or Lumber Stacker, Hydra-lift and similar; Gin Trucks (pipeline); Hoist, single drum; Loaders (bucket, elevators and conveyors); Longitudinal Float; Mixer (portable - concrete); Pavement Breaker, Hydra-hammer and similar; Power Broom; Spray Curing Machine (concrete); Spreader Box (self-propelled); Straddle Buggy (Ross and similar on construction job only); Tractor (Farm type R/T with attachments, except Backhoe); Tugger Operator

GROUP 3: A-Frame Truck (2 or more drums); Assistant Refrigeration Plant and Chiller Operator (over 1000 ton); Backfillers (Cleveland and similar); Batch Plant and Wet Mix Operator single unit (concrete); Belt-crete Conveyors with power pack or similar; Belt Loader (Kocal or similar); Bend Machine; Bob Cat; Boring Machine (earth); Boring Machine (rock under 8 inch bit) (Quarry Master, Joy or similar); Bump Cutter (Wayne, Saginaw or similar); Canal Lining Machine (concrete) Chipper (without crane), Cleaning and Doping Machine (pipeline); Curb Extruder (Asphalt and Concrete); Deck Engineer; Elevating Belt-type Loader (Euclid, Barber Green and similar); Elevating Grader-type Loader (Dumor, Adams or similar); Generator Plant Engineers (diesel, electric); Guniting Combination Mixer and Compressor; Locomotive Engineer; Mixermobile; Posthole Auger or Punch; Pump (grout or jet); Soil Stabilizer (P & H or similar); Spreader Machine; Surface Heater and Planer Machine; Tractor (to D-6 or equivalent) and Traxacavator; Traverse Finish Machine; Turnhead Operator

GROUP 4: Blade Operator (motor patrol and attachments); Concrete Pumps (squeeze-crete, flow-crete, pump-crete, Whitman and similar); Drilling Equipment (8 inch bit and over) (Robbins, reverse circulation and similar); Drills (Churn, Core, Calyx, or Diamond); Equipment Serviceman, Greaser and Oiler; Hoe Ram; Hoist (2 or more drums or Tower Hoist); Loaders (overhead and front-end, under 4 yards R/T); Paving (Dual Drum) Rubber Tire; Refrigeration Plant Engineers (under 1000 ton); Signalman (Whileys, Highline, Hammerheads or similar); Skidders (R/T with or without attachments); Screed Operator; Trenching Machines (under 7 ft depth capacity); Vacuum Drill (reverse circulation drill under 8 inch bit)

GROUP 5: Automatic Subgrader (Ditches and Trimmers) (Autograde, ABC, R.A. Hansen and similar on grade wire); Backhoe (under 1 yd); Batch Plant (over 4 units); Batch and Wet Mix Operator (multiple units, 2 and including 4); Boat Operator; Cableway Controller (dispatcher); Concrete Pump Boom Truck; Conveyor Aggregate Placement Equipment; Cranes (25 tons and under); Derricks and Stifflegs (under 65 tons); Drill Doctor; Multiple Dozer Units with single blade; Paving Machine (asphalt and concrete); Piledriving Engineers; Roller (finishing pavement); Trenching Machines (7 ft depth and over)

GROUP 6: Asphalt Plant Operator (Backhoes (1 yd to 3 yds); Blade (finish and bluetop) Automatic, CMI, ABC and similar when used as automatic; Boom Cats (side); Cableway Operators; Clamshell Operators (under 3 yds); Concrete Slip Form Paver; Cranes (over 25 tons, including 45 tons); Crusher, Grizzle and Screening Plant Operator; Draglines (under 3 yds); Elevating Belt (holland type); Gradall (1 yd to 3 yds); H.D. Mechanic; H.D. Welder; Loader Operator (front-end and overhead, 4 yards, including 8 yds); Mucking Machine; Quadtrack or similar equipment; Rubber-tired Scrapers; Shovels (under 3 yds); Tractors (D-6 and equivalent and over); Vactor Guzzler, Super Sucker; Concrete Cleaning/Decontamination Machine; Ultra High Pressure Waterjet Cutting Tool System (30,000 psi); Vacuum Blasting Machine Operator

GROUP 7: Backhoes (3 yds and over); Cranes (All Cranes over 45 tons, including 100 tons) Climbing, Rail and Tower Cranes up to including 45 tons; Clamshell Operator (3 yds. and over); Derricks and Stifflegs (65 tons and over); Draglines (3 yds and over); Lead Water Well Driller; Loader (360 degrees revolving Koehring Scooper or similar); Loaders (overhead and front-end, over 8 yds); Shovels (3 yds and over); Whirleys and Hammerheads, all

GROUP 8: Cranes(all cranes over 100 tons); Climbing, Rail and Tower Cranes over 45 tons

ALL CRANE BOOMS, INCLUDING TOWER CRANES:

Measure from center of rotation to center of shaft (radius):

130 ft TO 200 ft .30 hr. additional to classification

Over 200 ft .60 hr. additional to classification

TRUCK DRIVERS CLASSIFICATIONS

GROUP 1: Escort Driver or Pilot Car tender and swamper, Pickup Hauling Employees or Materials

GROUP 2: Flat Bed Truck, single rear axle; Fork Lift, 3000 lbs and under; Leverperson Loading Trucks at Bunkers; Seeder and Mulcher; Stationary Fuel Operator; Team Driver; Tractor (small rubber tired, pulling trailer or similar equipment); Trailer Mounted hydro Seeder and Mulcher; Water Tank Truck, up to 1800 gallons

GROUP 3: Bus Driver or Employee Haul Driver; Flat Bed Truck, dual rear axle; Power Boat hauling employees or material

GROUP 4: Buggy Mobile and similar; Bulk Cement Tanks and Spreader; Power Operated Sweeper; Straddle Carrier (Ross, Hyster and similar); Water Tank Truck, 1801-4000 gallons

GROUP 5: Auto Crane, 2000 lbs capacity; Dumptor (6 yds and under); Flat Bed Truck (with hydraulic system); Fork Lift (3001-16,000 lbs); Fuel Truck Driver, steam cleaner and washer; Rubber-tired Tunnel Jumbo; Scissors Truck; Slurry Truck Driver; Transite Mixers & mixers hauling concrete 3 yd to and including 6 yd.; Wrecker and Tow Trucks

GROUP 6: A-Frame; Service Greaser; Tireperson; Truck, side, end, and bottom & articulated end dump (up to and including 12 yds); Water Tank Truck, 4001 to 8000 gallons

GROUP 7: Dumps, semi-end; Flagerty Spreader Box Driver; Flowboys; Fork lift, 16,000 lbs and over; Lowboy, 50 tons and under; Mechanic, Field; Oil Distributors Driver (road, bootperson, leverperson); and Oil Tank Driver; Self-Loading Roll Off and Dumpster over 6 yds; Stringer Truck (cable operated trailer); Tractor with Steer Trailer; Transfer Truck & Trailer; Transit Mixers &

Truck Hauling Concrete: over 6 yards to and including 20 yards; Truck & Pup; Trucks, side, end, bottom, & articulated end dump: over 12 yards to and including 100 yards; Truck Mounted Crane (with load-bearing surface, either mounted or pulled) up to 14 tons; Turnarocker, DWs & similar, with 2 or or more 4 wheel-power tractor with trailer, gallonage or yardage scale, whichever is greater; Vacuum truck (super sucker, guzzler, etc.); Water Tank Truck, 8,001 to 14,000

GROUP 8: Lowboy, over 50 tons; Prime movers & stinger truck; Transit Mixers and truck hauling concrete, over 20 yards; Trucks, side, end bottom and articulated end dump, over 100 yards.

WELDERS - Receive rate prescribed for craft performing operation to which welding is incidental.

=====

Unlisted classifications needed for work not included within the scope of the classifications listed may be added after award only as provided in the labor standards contract clauses (29CFR 5.5 (a) (1) (ii)).

In the listing above, the "SU" designation means that rates listed under the identifier do not reflect collectively bargained wage and fringe benefit rates. Other designations indicate unions whose rates have been determined to be prevailing.

WAGE DETERMINATION APPEALS PROCESS

1.) Has there been an initial decision in the matter? This can be:

- * an existing published wage determination
- * a survey underlying a wage determination
- * a Wage and Hour Division letter setting forth a position on a wage determination matter
- * a conformance (additional classification and rate) ruling

On survey related matters, initial contact, including requests for summaries of surveys, should be with the Wage and Hour Regional Office for the area in which the survey was conducted because those Regional Offices have responsibility for the Davis-Bacon survey program. If the response from this initial contact is not satisfactory, then the process described in 2.) and 3.) should be followed.

With regard to any other matter not yet ripe for the formal process described here, initial contact should be with the Branch of Construction Wage Determinations. Write to:

Branch of Construction Wage Determinations
Wage and Hour Division
U.S. Department of Labor
200 Constitution Avenue, N.W.
Washington, DC 20210

2.) If the answer to the question in 1.) is yes, then an interested party (those affected by the action) can request review and reconsideration from the Wage and Hour Administrator (See 29 CFR Part 1.8 and 29 CFR Part 7). Write to:

Wage and Hour Administrator
U.S. Department of Labor
200 Constitution Avenue, N.W.
Washington, DC 20210

The request should be accompanied by a full statement of the interested party's position and by any information (wage payment data, project description, area practice material, etc.) that the requestor considers relevant to the issue.

3.) If the decision of the Administrator is not favorable, an interested party may appeal directly to the Administrative Review Board (formerly the Wage Appeals Board). Write to:

Administrative Review Board
U.S. Department of Labor
200 Constitution Avenue, N.W.
Washington, DC 20210

4.) All decisions by the Administrative Review Board are final.

=====

END OF GENERAL DECISION

ATTACHMENT J.11

SUPPLEMENTAL WORK DESCRIPTION TABLES

Section C, "*Statement of Work*", broadly describes the entire work scope the Office of River Protection contemplates as being performed under the Tank Operation Contract. For the purposes of proposal preparation and material difference determination per Section C 2.1.1, *Transition*, this table further defines that work scope.

SECTION C/ WBS NO. ^A	WBS TITLE ^B	ACTIVITY DESCRIPTION ^C	REGULATORY DOCUMENTATION STATUS AS OF 09/30/2008 ^D	ASSUMED ACTIVITY STATUS AS OF 09/30/2008 ^E
C.2.1	CLIN #1 - BASE OPERATIONS			
C.2.1.1	Sub-CLIN 1.1: Transition			
5.01.01	Transition	See Section C.2.1.1 " <i>Sub-CLIN 1.1: Transition</i> "	Not Applicable (N/A)	N/A
C.2.1.2	Sub-CLIN 1.2: Safe, Compliant Operation			
5.07.01	Base Operations	DST tank farm operations	Regulatory Documentation Required ^F	Operational Status as of 9/30/2008
5.07.02	Env/TPA Milestone Achievement	Environmental/TPA milestone achievement activities	Regulatory Documentation Required ^F	Operational Status as of 9/30/2008
5.07.03	Project Support	Project support activities, excluding 5.07.03.13, <i>Pension and Benefits</i>	N/A	Operational Status as of 9/30/2008
5.07.04	Essential Services	Essential services For WTP infrastructure support (See Section L.19(c)1(ii)A and Section L.20, Factor G: <i>Proposed Cost and Fee</i>).	N/A	Operational Status as of 9/30/2008
5.07.05.02.04	Evaporator Upgrades	Complete the following 242-A evaporator upgrades: <ul style="list-style-type: none"> • Replace the HVAC exhaust side systems; • Repair the sanitary drain system, from the change room, sinks, and showers; • Replace the EC-1 condenser; • Install the reboiler (E-A-1) and condensate system upgrades; • Install 242-A dip tube manual flush valves; • Replace the PB-2 relief valve and rupture disk; • Install a process condensate sampling station; • Upgrade the leak detection (Trace Tek) system on 	Regulatory Documentation Required ^F	No activities currently ongoing.

SECTION C/ WBS NO. ^A	WBS TITLE ^B	ACTIVITY DESCRIPTION ^C	REGULATORY DOCUMENTATION STATUS AS OF 09/30/2008 ^D	ASSUMED ACTIVITY STATUS AS OF 09/30/2008 ^E
		the condensate transfer line; and, <ul style="list-style-type: none"> • Rebuild 26 control valves throughout the process loop. 		
5.07.05.02.05	AY/AZ Farm Upgrade Projects	Complete the following AY/AZ Farm upgrades: <ul style="list-style-type: none"> • Ventilation upgrades that include computer, computer console, monitoring and controls for the ventilation system and associated equipment for AZ farm; • AZ Electrical System Upgrade; • Upgrade AZ farm recirculation system to support operations during retrieval of wastes to the waste treatment plant; • Installation of ENRAF densitometers in AY-101 and AZ-101 to support flammable gas measurements for retrieval of C-Farm waste; • Install AZ-102 supernate pump and jumper; and, • Replace AZ-101 Mixer Pumps. 	Regulatory Documentation Required ^F	No activities currently ongoing.
5.07.05.02.06	AP Farm Upgrade Projects	Complete the following AP Farm upgrades: <ul style="list-style-type: none"> • Replace AP Primary Exhauster; • AP level rise modifications to increase the waste level height to 460 inches; • Install AP-Farm ventilation upgrades including; vacuum breaker and air inlet stations, flow indicators, and install and test pit drain seals; and, • Deploy the Sludge/Liquid Interface Measurement System in AP-104, AP-105, and AP-108. 	Regulatory Documentation Required ^F	No activities currently ongoing.

SECTION C/ WBS NO. ^A	WBS TITLE ^B	ACTIVITY DESCRIPTION ^C	REGULATORY DOCUMENTATION STATUS AS OF 09/30/2008 ^D	ASSUMED ACTIVITY STATUS AS OF 09/30/2008 ^E
5.07.05.02.07	AN Farm Upgrade Projects	Complete the following AN Farm upgrades: <ul style="list-style-type: none"> • Install the ENRAF densitometer at AN-101; • AN Electrical System Upgrades; • Replace the AN Ventilation System; and, • AN-101 transfer pump manual start-up and test. 	Regulatory Documentation Required ^F	No activities currently ongoing.
5.07.05.02.08	AW Farm Upgrade Projects	Complete the following AW Farm upgrades: <ul style="list-style-type: none"> • Install the ENRAF densitometer at AW-102; • Replace SL-161 line (AW Farm); and, • Replace the AW-102 transfer pump. 	Regulatory Documentation Required ^F	No activities currently ongoing.
5.07.05.02.09	SY Farm Upgrade Projects	Complete the following SY Farm upgrades: <ul style="list-style-type: none"> • Install the ENRAF densitometer at SY-101; • SY Electrical System Upgrade; • Replace SY Ventilation System; • Replace SN-278/SN-279 Lines (SY Farm); • Replace SY-102 transfer pump which includes an in-line dilution system; and, • SY-101 Pit 01A repair and cleanup. 	Regulatory Documentation Required ^F	No activities currently ongoing.

SECTION C/ WBS NO. ^A	WBS TITLE ^B	ACTIVITY DESCRIPTION ^C	REGULATORY DOCUMENTATION STATUS AS OF 09/30/2008 ^D	ASSUMED ACTIVITY STATUS AS OF 09/30/2008 ^E
5.07.05.02.11	DST Infrastructure Upgrades	Complete the following DST infrastructure upgrades: <ul style="list-style-type: none"> • Install electronic routing boards; • Upgrade the instrumentation and monitoring capability of the Replacement Cross Site Transfer System (RCSTS); and • Activate the cross-site Slurry Transfer line. 	Regulatory Documentation Required ^F	No activities currently ongoing.
5.08.05.11 & 5.08.05.12	CP TSR Surveillance/ Maintenance & CP Operations Essential Services	SST tank farm operations	Regulatory Documentation Required ^F	Operational Status as of 9/30/2008
5.08.05.14	Solid Waste Management	Waste management activities including management of secondary wastes	Regulatory Documentation Required ^F	Operational Status as of 9/30/2008
C.2.1.3	Sub-CLIN 1.3: Analytical Laboratory Support			
5.10.01	222-S Laboratory	222-S maintenance and operation in support of analysis activities performed by the Analytical Services Production Contractor	Regulatory Documentation Required ^F	Operational Status as of 9/30/2008
C.2.2	CLIN #2 - SINGLE-SHELL TANK RETRIEVAL AND CLOSURE			
C.2.2.1	Sub-CLIN 2.1: Single-Shell Tank Retrieval			
5.08.05.01.04	Grand Junction Gamma Logging	Gamma logging activities	Regulatory Documentation Required ^F	Operational Status as of 9/30/2008
5.08.05.04	Technology Development	Retrieval technology development	N/A	Operational Status as of 9/30/2008
5.08.05.05	Cold Test Facility (CTF)	CTF operations and maintenance	N/A	Operational Status as of

SECTION C/ WBS NO. ^A	WBS TITLE ^B	ACTIVITY DESCRIPTION ^C	REGULATORY DOCUMENTATION STATUS AS OF 09/30/2008 ^D	ASSUMED ACTIVITY STATUS AS OF 09/30/2008 ^E
				9/30/2008
5.08.05.06	Vadose Zone	<p>Maintain the monitoring well network.</p> <p>Complete the following Vadose Zone Characterization & Corrective Measures annually:</p> <ul style="list-style-type: none"> • Drill one 250 foot deep borehole and take 22 samples. • Take thirty-five direct push samples. • Deploy subsurface geophysical techniques to guide subsequent characterization and remediation. <p>Use a groundwater risk based¹, graded² deployment approach which, when combined with interim actions/treatability studies performed prior to this contract, shall reduce the groundwater impacts of long-lived mobile radionuclide contaminants of concern from past tank leaks by 90%.</p> <p>Construct 4 surface barriers and associated water control features.</p> <p>¹ Groundwater risk as determined by existing ORP analyses (i.e. Initial Single Shell Performance Assessment, RCRA Facility Investigation Reports).</p> <p>² Graded deployment defined by sufficient understanding of plumes as dictated by past or ongoing characterization and evaluation of initial interim barrier(s) durability and infiltration reduction.</p>	Regulatory Documentation Required ^F	<p>Tank T106 interim barriers installed</p> <p>Surface Geophysical Exploration (SGE) deployment demonstrations are complete in B, BX/BY, TX/TY, U, C, and T farms</p> <p>Waste Management Area (WMA) C Data Quality Objectives phase 2 characterization is complete</p> <p>Corrective Measures Study for WMA C is complete</p>

SECTION C/ WBS NO. ^A	WBS TITLE ^B	ACTIVITY DESCRIPTION ^C	REGULATORY DOCUMENTATION STATUS AS OF 09/30/2008 ^D	ASSUMED ACTIVITY STATUS AS OF 09/30/2008 ^E
5.08.05.07	Waste Receiver Facilities (WRF)	Design and construct two WRFs in support of SST waste retrieval: one in the Northeast quadrant (B, BX, and BY tank farms) and one in the Northwest quadrant (T, TX, and TY tank farms).	Regulatory Documentation Required ^F	No activities currently ongoing.
5.08.06.03	B Farm Retrieval	<p>Complete design, procurement, installation, and startup and readiness for B-104 Retrieval.</p> <p>Complete retrieval of B-201, B-202, B-203, and B-204.</p> <p>Complete B-Farm retrieval infrastructure upgrades. Infrastructure scope includes the waste transfer systems from the farm to the Double Shell Tank Systems or supplemental treatment, the receiver tank modifications to support retrieval, and common systems that will be needed for waste retrieval such as ventilation skids and electrical power supply.</p>	Regulatory Documentation Required ^F	No activities currently ongoing.
5.08.06.05	BY Farm Retrieval	<p>Complete design for BY-101 retrieval.</p> <p>Complete design and procurement of BY Farm retrieval infrastructure upgrades. Infrastructure scope includes the waste transfer systems from the farm to the Double Shell Tank Systems or supplemental treatment, the receiver tank modifications to support retrieval, and common systems that will be needed for waste retrieval such as ventilation skids and electrical power supply.</p>	Regulatory Documentation Required ^F	No activities currently ongoing.

SECTION C/ WBS NO. ^A	WBS TITLE ^B	ACTIVITY DESCRIPTION ^C	REGULATORY DOCUMENTATION STATUS AS OF 09/30/2008 ^D	ASSUMED ACTIVITY STATUS AS OF 09/30/2008 ^E
5.08.06.06	C Farm Retrieval	<p>Complete retrieval of tanks C-101, C-102, C-104, C-105, C-107, C-110, C-111, and C-112.</p> <p>Complete C Farm retrieval infrastructure upgrades. Infrastructure scope includes the waste transfer systems from the farm to the Double Shell Tank Systems or supplemental treatment, the receiver tank modifications to support retrieval, and common systems that will be needed for waste retrieval such as ventilation skids and electrical power supply.</p>	<p>Three Tank Waste Retrieval Work Plans have been approved by the Washington State Department of Ecology for the C Farm Tanks: one for tanks C-103 and C-109; one for C-102, C-104, C-107, C-108, and C-112; and, one for tanks C-101, C-105, C-110, and C-111.</p> <p>Regulatory Documentation Required^F</p>	<p>No activities currently ongoing.</p>
5.08.07.01	S Farm Retrieval	<p>Complete retrieval of tank S-105.</p> <p>Complete design, procurement, installation, start-up, retrieval, equipment removal for sampling, and the post retrieval sampling and analysis, including hard heel removal of S-109. The scope of work does not include development of the Retrieval Data Report.</p> <p>Complete S-Farm retrieval infrastructure upgrades. Infrastructure scope includes the waste transfer systems from the farm to the Double Shell Tank Systems or supplemental treatment, the receiver tank modifications to support retrieval, and common systems that will be needed for waste retrieval such as ventilation skids and electrical power supply.</p>	<p>Functional Requirements Documents have been approved by the Washington State Department of Ecology for S-109, and S-112.</p> <p>Regulatory Documentation Required^F</p>	<p>Design and procurement of equipment to support Partial Retrieval of Tank S-109 to support the Demonstration Bulk Vitrification System is complete.</p> <p>There is a ventilation stub-out and some</p>

SECTION C/ WBS NO. ^A	WBS TITLE ^B	ACTIVITY DESCRIPTION ^C	REGULATORY DOCUMENTATION STATUS AS OF 09/30/2008 ^D	ASSUMED ACTIVITY STATUS AS OF 09/30/2008 ^E
				ducting to support Tank S-109 infrastructure.
5.08.07.03	T Farm Retrieval	<p>Complete retrieval of tanks T-104, T-110, T-111, T-201, T-202, T-203, and T-204.</p> <p>Complete T-Farm retrieval infrastructure upgrades. Infrastructure scope includes the waste transfer systems from the farm to the Double Shell Tank Systems or supplemental treatment, the receiver tank modifications to support retrieval, and common systems that will be needed for waste retrieval such as ventilation skids and electrical power supply.</p>	Regulatory Documentation Required ^F	No activities currently ongoing.
5.08.07.06	U Farm Retrieval	<p>Complete design, procurement, installation, start-up, retrieval, and equipment removal for sampling of U-103, excluding hard heel removal. The scope of work does not include post retrieval sampling and analysis, and development of the Retrieval Data Report.</p> <p>Complete design, procurement, and installation for U-103 hard heel removal.</p> <p>Complete design, procurement, installation, start-up, retrieval, and equipment removal for sampling of U-201, U-202, U-203, and U-204. The scope of work does not include post retrieval sampling and analysis, and development of the Retrieval Data Reports.</p> <p>Complete U Farm retrieval infrastructure upgrades. Infrastructure scope includes the waste transfer systems from the farm to the Double Shell Tank Systems or supplemental treatment, the receiver tank modifications to support retrieval, and common systems that will be</p>	Regulatory Documentation Required ^F	No activities currently ongoing.

SECTION C/ WBS NO. ^A	WBS TITLE ^B	ACTIVITY DESCRIPTION ^C	REGULATORY DOCUMENTATION STATUS AS OF 09/30/2008 ^D	ASSUMED ACTIVITY STATUS AS OF 09/30/2008 ^E
		needed for waste retrieval such as ventilation skids and electrical power supply.		
C.2.2.2	Sub-CLIN 2.2: Single-Shell Tank Farm (Waste Management Areas) Closure			
5.08.05.02	Regulatory Documentation	Regulatory documentation support	Regulatory Documentation Required ^F	Operational Status as of 9/30/2008
5.08.12.01	Closure Program Management	Closure program management activities	N/A	Operational Status as of 9/30/2008
5.08.13.03	B Farm Closure	Complete interim closure of tanks B-201, B-202, B-203, and B-204. Scope for interim closure of each tank includes characterization, engineering evaluation and reporting, deactivation and isolation of transfer lines, pits and penetrations to the tank, and placement of a grout layer in the bottom of the tank to stabilize the residual waste.	Regulatory Documentation Required ^F	No activities currently ongoing.
5.08.13.06	C Farm Closure	<p>Complete interim closure of tanks C-101, C-102, C-103, C-104, C-105, C-106, C-107, C-108, C-109, C-110, C-111, C-112, C-201, C-202, C-203, and C-204. Scope for interim closure of each tank includes characterization, engineering evaluation and reporting, deactivation and isolation of transfer lines, pits and penetrations to the tank, and placement of a grout layer in the bottom of the tank to stabilize the residual waste.</p> <p>Complete the C-200 Closure Demonstration: in-situ pipeline characterization, pipeline removal and disposition, fill a C-200 series tank with grout, and remove waste from a catch tank.</p>	Regulatory Documentation Required ^F	No activities currently ongoing.

SECTION C/ WBS NO. ^A	WBS TITLE ^B	ACTIVITY DESCRIPTION ^C	REGULATORY DOCUMENTATION STATUS AS OF 09/30/2008 ^D	ASSUMED ACTIVITY STATUS AS OF 09/30/2008 ^E
5.08.13.07	S Farm Closure	Complete interim closure of tanks S-102 and S-112. Complete isolation design for S-105. Scope for interim closure of each tank includes characterization, engineering evaluation and reporting, deactivation and isolation of transfer lines, pits and penetrations to the tank, and placement of a grout layer in the bottom of the tank to stabilize the residual waste.	Regulatory Documentation Required ^F	No activities currently ongoing.
5.08.13.09	T Farm Closure	Complete the isolation design, isolate the tank, and complete the tank fill design for T-104. Complete interim closure of tanks T-110, T-111, T-201, T-202, T-203, T-204. Scope for interim closure of each tank includes characterization, engineering evaluation and reporting, deactivation and isolation of transfer lines, pits and penetrations to the tank, and placement of a grout layer in the bottom of the tank to stabilize the residual waste.	Regulatory Documentation Required ^F	No activities currently ongoing.
C.2.3	CLIN #3 - WASTE TREATMENT PLANT SUPPORT			
C.2.3.1	Sub-CLIN 3.1: Treatment Planning and Waste Feed Delivery			
5.08.02.01	Waste Feed Delivery Program Management	Waste feed delivery program management activities	N/A	Operational Status as of 9/30/2008
5.08.02.02	Waste Feed Delivery Engineering/Modeling	Waste feed delivery engineering and modeling activities	N/A	Operational Status as of 9/30/2008
5.08.02.03	Waste Feed Delivery Characterization	Waste feed delivery characterization activities	N/A	Operational Status as of 9/30/2008

SECTION C/ WBS NO. ^A	WBS TITLE ^B	ACTIVITY DESCRIPTION ^C	REGULATORY DOCUMENTATION STATUS AS OF 09/30/2008 ^D	ASSUMED ACTIVITY STATUS AS OF 09/30/2008 ^E
5.08.02.04	Waste Feed Delivery Retrieval and Transfer Management	Waste feed delivery retrieval and transfer management activities.	N/A	No activities currently ongoing.
5.08.03.06	Double Shell Tank Retrieval Program	Double shell tank retrieval program management and engineering activities	N/A	Operational Status as of 9/30/2008
5.08.03.08	AP Farm Retrieval Systems	Complete installation of AP-101 Retrieval System. Complete AP-102 retrieval system design, procurement. Complete 58% of retrieval system construction (% of cost complete) Complete AP Farm retrieval infrastructure upgrades. Infrastructure scope typically includes a new dilution/flush system, control building modifications and new monitoring/control systems, and upgrades to the power supply system.	Regulatory Documentation Required ^F	No activities currently ongoing.
5.08.03.09	AW Farm Retrieval Systems	Complete AW-104 retrieval system design, procurement. Complete 50% of retrieval system construction (% of cost complete) Complete design and procurement of AW Farm retrieval infrastructure upgrades. Infrastructure scope typically includes a new dilution/flush system, control building modifications and new monitoring/control systems, and upgrades to the power supply system.	Regulatory Documentation Required ^F	No activities currently ongoing.
5.08.03.10	AY Farm Retrieval Systems	Complete installation of AY-102 retrieval system. Complete AY Farm retrieval infrastructure upgrades. Infrastructure scope typically includes a new dilution/flush system, control building modifications and new monitoring/control systems, and upgrades to the power supply system.	Regulatory Documentation Required ^F	No activities currently ongoing.

SECTION C/ WBS NO. ^A	WBS TITLE ^B	ACTIVITY DESCRIPTION ^C	REGULATORY DOCUMENTATION STATUS AS OF 09/30/2008 ^D	ASSUMED ACTIVITY STATUS AS OF 09/30/2008 ^E
5.08.03.11	AZ Farm Retrieval Systems	Complete installation of AZ-101 retrieval system. Complete AZ-102 retrieval system design. Complete 56% of procurement, and 67% of construction (% of cost complete.)	Regulatory Documentation Required ^F	No activities currently ongoing.
5.08.03.12	SY Farm Retrieval Systems	Complete installation of SY-101, SY-102, and SY-103 retrieval systems. Complete SY Farm retrieval infrastructure upgrades. Infrastructure scope typically includes a new dilution/flush system, control building modifications and new monitoring/control systems, and upgrades to the power supply system.		
5.08.04.02	Double Shell Tank Transfer System Modifications	Install AZ-031/AZ-1 condensate return line. Remove AW clean-up boxes (COBs) 3, 5, and 7 and modify the COBs transfer line. Replace transfer lines SL-177 and SN-277, SL-180 and SN-280, and SN-285 and SN-286.	Regulatory Documentation Required ^F	No activities currently ongoing.
5.09.03.07.01	IHLW Baseline Management	IHLW baseline management	N/A	Operational Status as of 9/30/2008
5.09.03.07.02	IHLW Systems Definition	IHLW systems definition activities	N/A	Operational Status as of 9/30/2008
C.2.3.2	Sub-CLIN 3.2: WTP Operational Readiness			
5.03.01.04	WTP Operational Readiness	WTP operational readiness activities	N/A	No activities currently ongoing.
C.2.3.3	Sub-CLIN 3.3: Immobilized High Level Waste Storage and/or Shipping Facility Construction			

SECTION C/ WBS NO. ^A	WBS TITLE ^B	ACTIVITY DESCRIPTION ^C	REGULATORY DOCUMENTATION STATUS AS OF 09/30/2008 ^D	ASSUMED ACTIVITY STATUS AS OF 09/30/2008 ^E
5.09.03.03	Dispose ILAW	Design and procure the necessary equipment to transport Immobilized Low-Activity Waste and unique waste forms from the treatment facility to on-site disposal	Regulatory Documentation Required ^F	No activities currently ongoing.
5.09.03.04	Initial Immobilized High Level Waste (IHLW) Storage Facility	Complete modifications to the Canister Storage Building (CSB) consistent with "Project W-464 Final Design Report", RPP-18684, Rev. 0. The system shall have the capability to retrieve IHLW canisters from storage into shipping casks for transportation onsite and any additional facilities and infrastructure required to support storage/retrieval operations.	A modification to the CSB Section of the RCRA Part B Permit has been submitted to the Washington State Department of Ecology. Regulatory Documentation Required ^F	Final design is complete and documented in "Project W-464 Final Design Report", RPP-18684, Rev. 0.
5.09.03.07.04	Transport/ Receive/Interim Storage IHLW	CSB operations support to transition from construction to operations	N/A	No activities currently ongoing.
5.09.03.08	Prepare to Ship Immobilized High Level Waste	Design the Hanford Shipping Facility consistent with "Hanford Shipping Facility System Specification", RPP-20270, Rev.0.	Regulatory Documentation Required ^F	No activities currently ongoing.
C.2.4	CLIN #4 - TREATMENT			
C.2.4.1	Sub-CLIN 4.1: Demonstration Bulk Vitrification System (DBVS) Construction and Operations			
5.09.02.05.01 5.09.02.05.02 5.09.02.05.03 5.09.02.05.05 5.09.02.05.06 5.09.02.05.07 5.09.02.05.12	DBVS Project Management DBVS Permitting DBVS Project Support DBVS Procure & Construct DBVS Start-up and Testing DBVS Operations DBVS Management Reserve	Construct and operate the Demonstration Bulk Vitrification System (DBVS) Pilot Plant. Operate the DBVS Pilot Plant for 400 operating days and process / vitrify 190,000 to 300,000 gallons of Tank 241-S-109 waste containing a minimum of 286 metric tons of sodium and no more than 15,000 curies into a maximum of 50 vitrified waste packages.	The Final Dangerous and/or Mixed Waste Research Development and Demonstration Permit for the Demonstration Bulk	Design is complete and documented in RPP-24544, 2005, "DBVS/IQRPE RCRA Design", and RPP-25462,

SECTION C/ WBS NO. ^A	WBS TITLE ^B	ACTIVITY DESCRIPTION ^C	REGULATORY DOCUMENTATION STATUS AS OF 09/30/2008 ^D	ASSUMED ACTIVITY STATUS AS OF 09/30/2008 ^E
		Includes all necessary tank waste sample and analysis and tank waste transfers to the DBVS.	Vitrification System, Permit Number WA7890008967, is the permit for the construction and operation of the DBVS Pilot Plant. The construction authorization section of the permit was conditionally approved by Ecology on July 24, 2006. Regulatory Documentation Required ^F	2006, "Demonstration Bulk Vitrification Balance of Design" and Critical Decisions 0, 1, 2, and 3 have been approved by DOE.
C.2.4.2	Sub-CLIN 4.2: Extended DBVS Operations			
5.09.02.05.08.01 5.09.02.05.08.02 5.09.02.05.08.03 5.09.02.05.08.04 5.09.02.05.08.05 5.09.02.05.08.06 5.09.02.05.08.07 5.09.02.05.11.01 5.09.02.05.13.01	Extended DBVS Project Management Extended DBVS Permitting Extended DBVS Project Support Extended DBVS Design Modifications Extended DBVS Procure/Install System Modifications Extended DBVS Operate and Maintain Extended DBVS In-Line Process Monitoring Extended DBVS Decommissioning and Demolition Extended DBVS Management Reserve	Design, refurbish, operate, and decommission and demolish the Demonstration Bulk Vitrification System Pilot Plant as the Extended DBVS. The Extended DBVS will meet RCRA Part B and radiological operational requirements as an operating treatment facility. The Extended DBVS shall be designed, refurbished, and operated to process /vitrify the balance of Tank 241- S-109 and all of Tank 241-S-105 wastes containing a minimum of 690 metric tons of sodium into no less than 121 vitrified waste packages. Includes all necessary tank waste sample and analysis and tank waste transfers to the Extended DBVS.	The Research Development and Demonstration (RD&D) permit for the construction and operation of the DBVS Pilot Plant will expire after the DBVS completes a 50 box production run or 400 operating days.	No activities currently ongoing.

SECTION C/ WBS NO. ^A	WBS TITLE ^B	ACTIVITY DESCRIPTION ^C	REGULATORY DOCUMENTATION STATUS AS OF 09/30/2008 ^D	ASSUMED ACTIVITY STATUS AS OF 09/30/2008 ^E
			Regulatory Documentation Required ^F	
C.2.4.3	Sub-CLIN 4.3: Supplemental Treatment Design			
5.09.02.07.01.01 5.09.02.07.02.01 5.09.02.07.03.01 5.09.02.07.04.01 5.09.02.07.04.02 5.09.02.07.09.01	LAW Treatment Project Management 200E thru Prelim Design LAW Treatment Permitting 200E thru Prelim Design LAW Treatment Project Support 200E thru Prelim Design LAW Treatment Conceptual Design 200E LAW Treatment Preliminary Design 200E LAW Treatment Management Reserve 200E thru Prelim Design	Complete preliminary design and receive CD-2 for a 4 line Bulk Vitrification treatment facility in the 200 East area modeled after the Demonstration Bulk Vitrification System. Utilizes WTP pretreatment capability. Treats approximately 13,000 metric tons of sodium which is approximately 22 percent of the low activity waste (by weight of sodium). The waste will be vitrified into approximately 2,281 vitrified waste packages.	Regulatory Documentation Required ^F	No activities currently ongoing.
5.09.02.08.01.01 5.09.02.08.01.03 5.09.02.08.01.05 5.09.02.08.02.01 5.09.02.08.02.03 5.09.02.08.04.01 5.09.02.08.04.02 5.09.02.08.09.01	Pretreatment Project Management 200W thru Prelim Design Pretreatment Quality Assurance 200W thru Prelim Design Pretreatment ESH&H 200W thru Prelim Design Pretreatment Permitting 200W thru Prelim Design Pretreatment Eng Support 200W thru Prelim Design Pretreatment Conceptual Design 200W Pretreatment Prelim Design (Title I) 200W Pretreatment Management Reserve - 200W thru Prelim Design	Complete preliminary design and receive CD-2 for a tank waste pretreatment capability in the 200W area using rotary micro-filtration to remove solids containing insoluble radionuclides from the tank waste; and either ion-exchange or fractional crystallization to remove soluble Cs137.	Regulatory Documentation Required ^F	No activities currently ongoing.
5.09.02.09.01.01 5.09.02.09.02.01 5.09.02.09.03.01	LAW Treatment Project Management 200W thru Prelim Design LAW Treatment Permitting 200W thru Prelim Design LAW Treatment Project Support 200W thru Prelim Design	Complete preliminary design and receive CD-2 for a 4 line Bulk Vitrification treatment facility in the 200 West area modeled after the Demonstration Bulk Vitrification System. Utilizes the Pretreatment capability in 200W. Pretreatment capability in 200W constructed under WBS 5.09.02.08. Treats approximately 12,025 metric tons of	Regulatory Documentation Required ^F	No activities currently ongoing.

SECTION C/ WBS NO. ^A	WBS TITLE ^B	ACTIVITY DESCRIPTION ^C	REGULATORY DOCUMENTATION STATUS AS OF 09/30/2008 ^D	ASSUMED ACTIVITY STATUS AS OF 09/30/2008 ^E
5.09.02.09.04.01 5.09.02.09.04.02 5.09.02.09.09.01	LAW Treatment Concept Design 200W LAW Treatment Prelim Design 200W LAW Treatment Management Reserve 200W thru Prelim Design	sodium which is approximately 20 percent of the low activity waste (by weight of sodium). The waste will be vitrified into approximately 2,110 vitrified waste packages.		
C.2.4.4	Sub-CLIN 4.4: Supplemental Treatment Construction and Operations			
5.09.02.07.01.02 5.09.02.07.02.02 5.09.02.07.03.02 5.09.02.07.04.03 5.09.02.07.05.01 5.09.02.07.05.02 5.09.02.07.05.03 5.09.02.07.06.01 5.09.02.07.09.02	LAW Treatment Project Management 200E thru Start & Test LAW Treatment Permitting 200E thru Start & Test LAW Treatment Project Support 200E thru Start & Test LAW Treatment Final Design 200E LAW Treatment Fabrication 200E LAW Treatment Site Preparation 200E LAW Treatment Construction 200E LAW Treatment Startup & Testing 200E LAW Treatment Management Reserve 200E thru Start & Test	Complete final design, and construct 80% of a 4 line Bulk Vitrification treatment facility in the 200 East area modeled after the Demonstration Bulk Vitrification System. Utilizes WTP pretreatment capability. Treats approximately 13,000 metric tons of sodium which is approximately 22 percent of the low activity waste (by weight of sodium). The waste will be vitrified into approximately 2,281 vitrified waste packages.	Regulatory Documentation Required ^F	No activities currently ongoing.
5.09.02.08.01.02 5.09.02.08.01.04 5.09.02.08.01.06 5.09.02.08.02.02 5.09.02.08.02.04 5.09.02.08.03.02 5.09.02.08.03.03 5.09.02.08.04.03 5.09.02.08.04.04 5.09.02.08.05.01	Pretreatment Project Management 200W thru Start & Test Pretreatment Quality Assurance 200W thru Start & Test Pretreatment ESH&H 200W thru Start & Test Pretreatment Permitting 200W thru Start & Test Pretreatment Eng Support 200W thru Start & Test Pretreatment Technology Phase II 200W Pretreatment Technology Phase III 200W Pretreatment Final Design (Title II) 200W Pretreatment Const Engineering (Title III) 200W Pretreatment Procure & Fab 200W	Complete final design, construct, startup and test, and operate tank waste pretreatment capability in the 200W area using rotary micro-filtration to remove solids containing insoluble radionuclides from the tank waste; and either ion-exchange or fractional crystallization to remove soluble Cs137.	Regulatory Documentation Required ^F	No activities currently ongoing.

SECTION C/ WBS NO. ^A	WBS TITLE ^B	ACTIVITY DESCRIPTION ^C	REGULATORY DOCUMENTATION STATUS AS OF 09/30/2008 ^D	ASSUMED ACTIVITY STATUS AS OF 09/30/2008 ^E
5.09.02.08.05.02 5.09.02.08.05.03 5.09.02.08.05.05 5.09.02.08.06.01 5.09.02.08.06.04 5.09.02.08.06.05 5.09.02.08.06.06 5.09.02.08.07.01 5.09.02.08.07.02 5.09.02.08.09.02	Pretreatment Site Prep 200W Pretreatment Construction 200W Pretreatment Construction Support 200W Pretreatment Operational Acceptance Test 200W Pretreatment Operational Readiness Rev 200W Pretreatment Startup & Test 200W Pretreatment Startup & Testing Support 200W PT Pre-Operations Activities 200W Pretreatment Operations 200W Pretreatment Management Reserve - 200W thru Start & Test			
5.09.02.09.01.02 5.09.02.09.02.02 5.09.02.09.03.02 5.09.02.09.04.03 5.09.02.09.05.01 5.09.02.09.05.02 5.09.02.09.05.03 5.09.02.09.06.01 5.09.02.09.09.02	LAW Treatment Project Management 200W thru Start & Test LAW Treatment Permitting 200W thru Start & Test LAW Treatment Project Support 200W thru Start & Test LAW Treatment Final Design 200W LAW Treatment Fabrication 200W LAW Treatment Site Prep 200W LAW Treatment Construction 200W LAW Treatment Startup & Testing 200W LAW Treatment Management Reserve 200W thru Start & Test	Complete final design, construct, startup and test, and the Operational Readiness Review for a 4 line Bulk Vitrification treatment facility in the 200 West area modeled after the Demonstration Bulk Vitrification System. Utilizes the Pretreatment capability in 200W. Pretreatment capability in 200W constructed under WBS 5.09.02.08. Treats approximately 12,025 metric tons of sodium which is approximately 20 percent of the low activity waste (by weight of sodium). The waste will be vitrified into approximately 2,110 vitrified waste packages.	Regulatory Documentation Required ^F	No activities currently ongoing.
C.2.4.5	Sub-CLIN 4.5: Transuranic Tank Waste Treatment and Packaging			
5.09.02.02.01	TRU CH Packaging	Construct and operate a contact handled transuranic mixed waste packaging system and support equipment. This system will be deployed to receive, process, and package waste from tanks B-201, B-202, B-203, and B-204 in the 241-B Tank Farm. When treatment and packaging of the 241-B Tank Farm waste is complete, the	<ul style="list-style-type: none"> EPA recertified that DOE's WIPP continues to comply with the 	Project placed in standby mode September 2005.

SECTION C/ WBS NO. ^A	WBS TITLE ^B	ACTIVITY DESCRIPTION ^C	REGULATORY DOCUMENTATION STATUS AS OF 09/30/2008 ^D	ASSUMED ACTIVITY STATUS AS OF 09/30/2008 ^E
		entire packaging facility and system will be relocated to the 214-T Tank Farm to receive, process, and package the waste from tanks T-104, T-110, T-111, T-201, T-202, T-203, and T-204.	requirements of subparts B and C of 40 CFR Part 191(FR Vol 71, No 68, April 10, 2006). <ul style="list-style-type: none"> • Provided draft Class 3 permit modification request to the DOE Carlsbad Field Office for the Hazardous Waste Facility Permit issued to WIPP in support of allowing the management, storage, and disposal of CH-TRU mixed waste at WIPP from 11 Hanford single shell tanks (WIPP HWFP No. NM489013908 8 - TSDF, January 2005); • Tank Farm Contractor (TFC) certified Hanford Facility Dangerous Waste Permit 	

SECTION C/ WBS NO. ^A	WBS TITLE ^B	ACTIVITY DESCRIPTION ^C	REGULATORY DOCUMENTATION STATUS AS OF 09/30/2008 ^D	ASSUMED ACTIVITY STATUS AS OF 09/30/2008 ^E
			Application for the CH TRUM Waste Treatment, Packaging and Storage Facility was submitted to ORP (DOE/ORP-2003-22, Rev 0A, August 2004); <ul style="list-style-type: none"> • TCF submitted to ORP, RPP-23479, "Preliminary Documented Safety Analysis for the Contact-Handled Transuranic Mixed (CH-TRUM) Waste Facility"; • Regulatory Documentation Required^F 	
5.09.02.02.04	CH-TRU Characterization/Storage/Shipping (CSS)	Provide for transportation of the packaged waste to existing TRU storage facilities in the 200 west area Central Waste Complex.	Regulatory Documentation Required ^F	Project placed in standby mode September 2005.
C.2.5	CLIN #5 - EARLY FEED AND OPERATION OF THE WTP LOW ACTIVITY WASTE FACILITY			
C.2.5.1	Sub-CLIN 5.1: Tank Selection, Retrieval, Pretreatment and Feed Delivery Design			
5.09.02.12.01.01	Early LAW Pretreatment Project	Complete preliminary design and receive CD-2 for tank	Regulatory	No activities

SECTION C/ WBS NO. ^A	WBS TITLE ^B	ACTIVITY DESCRIPTION ^C	REGULATORY DOCUMENTATION STATUS AS OF 09/30/2008 ^D	ASSUMED ACTIVITY STATUS AS OF 09/30/2008 ^E
5.09.02.12.02.01 5.09.02.12.03.01 5.09.02.12.07.01	Management thru Prelim Design Early LAW Pretreatment Other Project Costs thru Prelim Design Early LAW Pretreatment Preliminary Design Early LAW Pretreatment Management Reserve thru Prelim Design	waste pretreatment capability to start the WTP LAW first as described in RPP-29981, Rev 1, "Evaluation of <i>Starting the Waste Treatment and Immobilization Plant (WTP) Low Activity Waste (LAW) Facility First</i> ".	Documentation Required ^F	currently ongoing.
C.2.5.2 Sub-CLIN 5.2: Retrieval, Pretreatment and Feed Delivery Construction and Operations				
5.09.02.12.01.02 5.09.02.12.02.02 5.09.02.12.03.02 5.09.02.12.04.01 5.09.02.12.04.02 5.09.02.12.05.01 5.09.02.12.06.01 5.09.02.12.07.02	Early LAW Pretreatment Project Management thru Start & Test Early LAW Pretreatment Other Project Costs thru Start & Test Early LAW Pretreatment Final Design Early LAW Pretreatment Procurement Early LAW Pretreatment Construction Early LAW Pretreatment Startup & Testing Early LAW Pretreatment Operations Early LAW Pretreatment Management Reserve thru Start & Test	Complete design, construct, startup and test, and operate tank waste pretreatment capability to start the WTP LAW first as described in RPP-29981, Rev 1, "Evaluation of <i>Starting the Waste Treatment and Immobilization Plant (WTP) Low Activity Waste (LAW) Facility First</i> ".	Regulatory Documentation Required ^F	No activities currently ongoing.
C.2.5.3 Sub-CLIN 5.3: Upgrade and Operate the Effluent Treatment Facility				
5.07.02.13.01	Effluent Treatment Facility Operations and Maintenance	Transition the Effluent Treatment Facility and the Liquid Effluent Retention Facility from PRC and operate it.	Regulatory Documentation Required ^F	No activities currently ongoing.
C.2.5.4 Sub-CLIN 5.4: LAW/BOF/Lab (LBL) Operations				
5.03.01.03.01.01	Early Operations LAW/BOF/Lab	Transition from the WTP contractor and operate the WTP Low Activity Waste Facility, the Balance of Facilities, and the Analytical Laboratory as described in RPP-29981, Rev 1, "Evaluation of <i>Starting the Waste Treatment and Immobilization Plant (WTP) Low Activity Waste (LAW)</i>	Regulatory Documentation Required ^F	No activities currently ongoing.

SECTION C/ WBS NO. ^A	WBS TITLE ^B	ACTIVITY DESCRIPTION ^C	REGULATORY DOCUMENTATION STATUS AS OF 09/30/2008 ^D	ASSUMED ACTIVITY STATUS AS OF 09/30/2008 ^E
		<i>Facility First</i> ^F .		
C.2.6	CLIN #6 - PENSION AND WELFARE PLANS			
C.2.6.1	Sub-CLIN 6.1: Hanford Employee Retirement and Benefit Plan Management			
5.07.03.13.01	Hanford Pension and Benefits	Section H Clause entitled, <i>Employee Compensation: Pay and Benefits</i> and Section H Clause entitled, <i>Post-Contract Responsibilities for Pension and Other Benefit Plans</i> .	N/A	Operational Status as of 9/30/2008
C.2.6.2	Sub-CLIN 6.2: Legacy Pension and Benefit Plan Management			
5.07.03.13.02	Rocky Flats Pension and Benefits	Section H Clause entitled, <i>Employee Compensation: Pay and Benefits</i> and Section H Clause entitled, <i>Post-Contract Responsibilities for Pension and Other Benefit Plans</i> .	N/A	Operational Status as of 9/30/2008
5.07.03.13.03	Other Legacy Plans Pension and Benefits	Section H Clause entitled, <i>Employee Compensation: Pay and Benefits</i> and Section H Clause entitled, <i>Post-Contract Responsibilities for Pension and Other Benefit Plans</i> .	N/A	Operational Status as of 9/30/2008
<i>Footnotes</i>				
A – WBS NUMBER – Section C/WBS Number - Identification number that shows each activity's location within Section C and the Tank Farm Project work breakdown structure. Section C.3 activities that are not project specific are in Sub-CLIN 1.2 entitled, Safe, Compliant Operations. Section C.3 activities that are project specific are in the specific project Sub-CLIN and WBS Number.				
B – WBS TITLE – The specific individual title assigned to a specific work breakdown structure number				
C – ACTIVITY DESCRIPTION – Work scope description for proposal preparation, and material difference determination per Section C 2.1.1, "Transition".				
D – REGULATORY DOCUMENTATION STATUS – This column identifies the estimated status of the regulatory pathway or the current decision document that provides the regulatory requirements for the activity as of September 30, 2008.				
E – ASSUMED ACTIVITY STATUS AS OF 01/01/2007 – Estimated progress status of each activity as of September 30, 2008.				
F – REGULATORY DOCUMENTATION REQUIRED – New regulatory documentation or a revision to the existing regulatory documentation may be required.				

ATTACHMENT J-12

GOVERNMENT-FURNISHED SERVICES AND INFORMATION (GFS/I)

RFP Section	Project	GFS/I
C.2.1	Transition	DOE will require the Project Hanford Management Contract (PHMC), Mission Support Contract (MSC), River Corridor Closure Contract (RCCC) and Tank Operations Contract (TOC)/Tank Farm Management Contract (TFC) contractors to assign existing subcontracts upon Contractor request
C.2.2.2	SST (Waste Management Area) Closure	With the assistance of the Contractor, ORP will issue the Tank Closure and Waste Management Environmental Impact Statement and Record of Decision
C.2.3.6	Transuranic Waste Shipping	Waste Isolation Pilot Plant (WIPP) provides shipping resources and manages the schedule for transportation of these containers to WIPP. The schedule is variable and the number of shipments is controlled by DOE Headquarters on a complex-wide priority. Cost for shipment of transuranic waste off-site is borne by the DOE Carlsbad Field Office (CBFO).

**ATTACHMENT J.13
 HANFORD SITE STRUCTURES LIST**

Sort	Structure ID	Title	Hanford Geographic Area	Geographical Zone	Pre-Transition Contractor	Post-Transition Contractor	Current Lifecycle
1	100-B (A) Riverlines	100-B (A) \ Riverlines (1904B1)	100B	100B	WCH	RCCC	Disposition
2	100-B (B) Riverlines	100-B (B) \ Riverlines (1904B2)	100B	100B	WCH	RCCC	Disposition
3	100-C (A) Riverlines	100-C (A) \ Riverlines (1904B3)	100B	100B	WCH	RCCC	Disposition
4	100-C (B) Riverlines	100-C (B) \ Riverlines (1904B3)	100B	100B	WCH	RCCC	Disposition
5	100-D (A) Riverlines	100-D (A) \ Riverlines (1904D)	100D	100D	WCH	RCCC	Disposition
6	100-D (B) Riverlines	100-D (B) \ Riverlines 1904D)	100D	100D	WCH	RCCC	Disposition
7	100-DR Riverlines	100-DR \ Riverlines (1904DR)	100D	100D	WCH	RCCC	Disposition
8	100-F (A) Riverlines	100-F (A) \ Riverlines (1904F)	100F	100F	WCH	RCCC	Disposition
9	100-F (B) Riverlines	100-F (B) \ Riverlines (1904F)	100F	100F	WCH	RCCC	Disposition
10	100-H (A) Riverlines	100-H (A) \ Riverlines (1904H)	100H	100H	WCH	RCCC	Disposition
11	100-H (B) Riverlines	100-H (B) \ Riverlines (1904H)	100H	100H	WCH	RCCC	Disposition
12	100-K (A) Riverlines	100-K (A) \ Riverlines (1904K)	100K	100K	WCH	PRC	Disposition
13	100-K (B) Riverlines	100-K (B) \ Riverlines(1904K)	100K	100K	WCH	RCCC	Disposition
14	100-N Riverlines	100-N \ Riverlines (1908N)	100N	100N	WCH	RCCC	Disposition
15	105B	Reactor Building and Fuel Storage Basin	100B	100B	WCH	RCCC	Disposition
16	105C	Reactor Building and Fuel Storage Basin	100B	100B	WCH	RCCC	Disposition

Sort	Structure ID	Title	Hanford Geographic Area	Geographical Zone	Pre-Transition Contractor	Post-Transition Contractor	Current Lifecycle
28	105N	Reactor Building and Fuel Storage Basin	100N	100N	WCH	RCCC	Disposition
29	105NA	Emergency Diesel Enclosure	100N	100N	WCH	RCCC	Disposition
30	105NB	Maintenance Building Addition	100N	100N	WCH	RCCC	Disposition
31	105ND	Remote Air Intake	100N	100N	WCH	RCCC	Disposition
32	105NE	Fission Products Trap	100N	100N	WCH	RCCC	Disposition
33	107N	Basin Recirculation Cooling Building	100N	100N	WCH	RCCC	Disposition
34	109N	Heat Exchanger Building	100N	100N	WCH	RCCC	Disposition
35	110KE	Gas Storage Facility	100K	100K	WCH	PRC	Disposition
36	110KW	Gas Storage Facility	100K	100K	WCH	PRC	Disposition
37	1112N	Guard Station (Telecommunications Center)	100N	100N	WCH	RCCC	Disposition
38	1112NA	Microwave Tower Annex	100N	100N	FH	MSC	O&M
39	1120N	Storage & Training Building	100N	100N	WCH	RCCC	O&M
40	1143N	Carpenter / Paint Shop	100N	100N	WCH	RCCC	O&M
41	115KE	Gas Recirculation Building	100K	100K	WCH	PRC	Disposition
42	115KW	Gas Recirculation Building	100K	100K	WCH	PRC	Disposition
43	116B	Reactor Exhaust Air Stack	100B	100B	WCH	RCCC	Transition
44	116KE	Reactor Exhaust Stack	100K	100K	WCH	PRC	Disposition
45	116KW	Reactor Exhaust Stack	100K	100K	WCH	PRC	Disposition
46	116N	Exhaust Stack -105N Reactor	100N	100N	WCH	RCCC	Disposition
47	117KE	Exhaust Air Filter Building	100K	100K	WCH	PRC	Disposition
48	117KW	Exhaust Air Filter Bldg	100K	100K	WCH	PRC	Disposition
49	117N	Air Filter Building	100N	100N	WCH	RCCC	Disposition
50	117NVH	Valve Control House	100N	100N	WCH	RCCC	Disposition
51	118KE	Horizontal Control Rod Storage Cave	100K	100K	WCH	PRC	Disposition
52	118KW	Horizontal Control Rod Storage Cave	100K	100K	WCH	PRC	Disposition
53	119B	Exhaust Air Sample Building	100B	100B	WCH	RCCC	Disposition
54	119KE	Exhaust Air Sampling Bldg	100K	100K	FH	PRC	O&M
55	119KW	Exhaust Air Sampling Bldg	100K	100K	WCH	PRC	Disposition
56	1303N	Radioactive Dummy Burial Facility	100N	100N	WCH	RCCC	Disposition
57	1308N	Rupture Waste Processing Pump Pit	100N	100N	WCH	RCCC	Disposition
58	1310N	Chemical Waste Storage Facility	100N	100N	WCH	RCCC	Disposition
59	1312N	Liquid Effluent Retention Facility	100N	100N	WCH	RCCC	Disposition
60	1314N	Liquid Waste Loadout Station	100N	100N	WCH	RCCC	Disposition

Sort	Structure ID	Title	Hanford Geographic Area	Geographical Zone	Pre-Transition Contractor	Post-Transition Contractor	Current Lifecycle
61	1315NA	Valve House	100N	100N	WCH	RCCC	Disposition
62	1322N	Waste Treatment Pilot Plant Facility	100N	100N	WCH	RCCC	Disposition
63	1322NA	Effluent Water Pilot Plant	100N	100N	WCH	RCCC	Disposition
64	1322NB	Crib Effluent Iodine Monitoring Facility	100N	100N	WCH	RCCC	Disposition
65	1322NC	Turbine Meter Vault	100N	100N	WCH	RCCC	Disposition
66	1323N	N8 Wells Sampling Station	100N	100N	PNNL	PRC	Transition
67	1330N	Waste Storage Building at 100N	100N	100N	WCH	RCCC	Disposition
68	142K	Cold Vacuum Drying Facility	100K	100K	FH	PRC	O&M
69	142KA	CVDF Generator Building	100K	100K	FH	PRC	O&M
70	1506K1	Fiber Optics Computer Hut	100K	100K	FH	MSC	O&M
71	151B	Primary Substation	100B	100B	WCH	RCCC	Disposition
72	151D	Primary Substation Switch House	100D	100D	WCH	RCCC	Disposition
73	151K	Electrical Substation (230 kV)	100K	100K	FH	MSC	Disposition
74	151KE	Electrical Substation (230 kV)	100K	100K	FH	MSC	Disposition
75	151KW	Electrical Substation (230 kV)	100K	100K	FH	MSC	O&M
76	1524N	Hazardous Waste Pad	100N	100N	WCH	RCCC	O&M
77	1525N	Laydown Storage Area	100N	100N	WCH	RCCC	Disposition
78	155N	BPA Switch Yard	100N	100N	ENW/BPA	BPA	O&M
79	1601D	Pump and Treat Transfer Building	100D	100D	FH	PRC	O&M
80	1601H	Transfer Building	100H	100H	FH	PRC	O&M
81	1604K	100-KR-4 Pump & Treat	100K	PBS 30	FH	PRC	O&M
82	1605KE	Guard Tower - East	100K	100K	WCH	PRC	Transition
83	1605KW	Guard Tower - West	100K	100K	WCH	PRC	Transition
84	1605NE	East Observation Post	100N	100N	WCH	RCCC	Transition
85	1606K	Transfer Building KR3	100K	100K	FH	PRC	O&M
86	1607K	Transfer Building 1	100K	100K	FH	PRC	O&M
87	1607N1	Sewage Treatment Tank #1	100N	100N	WCH	RCCC	Disposition
88	1607N2	Sewage Treatment Tank #2	100N	100N	WCH	RCCC	Disposition
89	1607N3	Sewage Treatment Tank #3	100N	100N	WCH	RCCC	Disposition
90	1607N9	Sewage Treatment Tank #9	100N	100N	WCH	RCCC	O&M
91	1608B	Vacuum Seal House	100B	100B	WCH	RCCC	Disposition
92	1614K3	Environmental Monitoring Station	100K	100K	FH	PRC	O&M
93	165KE	KE Power Control Building	100K	100K	FH	PRC	Transition
94	165KW	Power Control Building	100K	100K	WCH	PRC	Disposition
95	166AKE	Oil Storage Facility	100K	100K	FH	PRC	O&M

Sort	Structure ID	Title	Hanford Geographic Area	Geographical Zone	Pre-Transition Contractor	Post-Transition Contractor	Current Lifecycle
96	166KE	Oil Storage Vault	100K	100K	WCH	PRC	Disposition
97	166KW	Oil Storage Vault	100K	100K	WCH	PRC	Disposition
98	167K	Cross Tie Tunnel Building	100K	100K	FH	PRC	O&M
99	1705KE	Effluent Water Treatment Pilot Plant	100K	100K	FH	PRC	Disposition
100	1705N	Instrument & Electrical Facility	100N	100N	WCH	RCCC	Disposition
101	1705NA	Motor Shop	100N	100N	WCH	RCCC	Disposition
102	1706KE	Rad Con Count Lab Facility	100K	100K	FH	PRC	O&M
103	1706KEL	Development Laboratory	100K	100K	FH	PRC	O&M
104	1706KER	Water Studies Recirculation Bldg	100K	100K	FH	PRC	O&M
105	1706N	Storage Building / Maintenance Shop	100N	100N	WCH	RCCC	Disposition
106	1706NA	Sewer Lift Station	100N	100N	WCH	RCCC	Disposition
107	1713H	Warehouse	100H	100H	FH	PRC	O&M
108	1713KE	Shop Building	100K	100K	FH	PRC	O&M
109	1713KER	Warehouse	100K	100K	FH	PRC	O&M
110	1713KW	Warehouse	100K	100K	FH	PRC	O&M
111	1714KE	Oil & Paint Storage Shed	100K	100K	FH	PRC	O&M
112	1714KW	Oil & Paint Storage Shed	100K	100K	FH	PRC	O&M
113	1717AKE	Electrical Shed	100K	100K	FH	PRC	O&M
114	1717K	Maintenance Transportation Shop	100K	100K	FH	PRC	O&M
115	1720K	Administrative Office Building	100K	100K	WCH	PRC	Disposition
116	1722N	Decontamination Shop	100N	100N	WCH	RCCC	Disposition
117	1723NX	Laydown Storage Yard	100N	100N	WCH	RCCC	Disposition
118	1724K	Maintenance Shop	100K	100K	FH	PRC	O&M
119	1724KA	Storage Shed	100K	100K	FH	PRC	O&M
120	1724KB	Gas Bottle Storage Facility	100K	100K	FH	PRC	O&M
121	181B	River Pump House	100B	100B	FH	MSC	O&M
122	181B66	Tank, Petroleum (Replaced Tank 100B1)	100B	100B	FH	MSC	O&M
123	181D	River Pump House	100D	100D	FH	MSC	O&M
124	181KE	River Pump House	100K	100K	FH	PRC	O&M
125	181KW	River Pump House	100K	100K	WCH	RCCC	Disposition
126	181N	River Water Pump House	100N	100N	WCH	RCCC	Disposition
127	181NA	Pump House / Guard Tower	100N	100N	WCH	RCCC	Disposition
128	181NB	#3 Diesel Enclosure	100N	100N	WCH	RCCC	Disposition
129	181NE	HGP River Water Pump House	100N	100N	ENW	RCCC	Disposition

Sort	Structure ID	Title	Hanford Geographic Area	Geographical Zone	Pre-Transition Contractor	Post-Transition Contractor	Current Lifecycle
130	182B	Reservoir and Pump House	100B	100B	FH	MSC	O&M
131	182D	Reservoir and Pump House	100D	100D	FH	MSC	O&M
132	182K	Emergency Water Reservoir Pump House	100K	100K	WCH	PRC	Disposition
133	182N	High Lift Pump House Building	100N	100N	WCH	RCCC	Disposition
134	183.1KE	Headhouse, Cl, Alum & Chem Storage	100K	100K	FH	PRC	O&M
135	183.1KW	Headhouse, Cl, Alum & Chem Storage	100K	100K	WCH	RCCC	Disposition
136	183.2KE	KE Sedimentation Basins	100K	100K	FH	PRC	O&M
137	183.2KW	KW Sedimentation Basins	100K	100K	WCH	PRC	Disposition
138	183.3KE	KE Filter Basin	100K	100K	FH	PRC	O&M
139	183.3KW	KW Filter Basin	100K	100K	WCH	PRC	Disposition
140	183.4KE	KE Reservoir & Clearwells	100K	100K	FH	PRC	O&M
141	183.4KW	KW Reservoir & Clearwells	100K	100K	WCH	PRC	Disposition
142	183.5KE	Lime Feeder Building	100K	100K	FH	PRC	O&M
143	183.5KW	Lime Feeder Building	100K	100K	WCH	PRC	Disposition
144	183.6KE	Lime Feeder Building	100K	100K	FH	PRC	O&M
145	183.6KW	Lime Feeder Building	100K	100K	WCH	PRC	Disposition
146	183.7KE	183KE Pipe Tunnel	100K	100K	FH	PRC	O&M
147	183.7KW	183KW Pipe Tunnel	100K	100K	WCH	PRC	Disposition
148	183D	Filter Plant Power Operation Facility	100D	100D	FH	MSC	Transition
149	183F	West Clearwell	100F	100F	WCH	RCCC	Disposition
150	183H West Clearwell	183H West Clearwell	100H	100H	WCH	RCCC	Disposition
151	183K	Pipe Tunnels	100K	100K	WCH	PRC	Disposition
152	183KE	Chlorine Vault	100K	100K	FH	PRC	O&M
153	183NB	Water Filter Plant Clearwell	100N	100N	WCH	RCCC	Disposition
154	183NC	Filter Backwash Sump	100N	100N	WCH	RCCC	Disposition
155	184N	Power House	100N	100N	WCH	RCCC	Disposition
156	184NA	Power Annex Building	100N	100N	WCH	RCCC	Disposition
157	184NE	Two Compressor Sheds on 184N	100N	100N	WCH	RCCC	Disposition
158	184NF	Chemical Injection House	100N	100N	WCH	RCCC	Disposition
159	185K	Potable Water Treatment Plant	100K	100K	FH	PRC	O&M
160	186D	100D Pump and Treat DR-5	100D	100D	FH	PRC	O&M
161	186N	100N Alternative Potable Water Plant	100N	100N	WCH	RCCC	O&M
162	1901Y	Export Water Line Valve House	600	600	FH	MSC	O&M
163	1901Z	Export Water Line Valve House	600	600	FH	MSC	O&M

Sort	Structure ID	Title	Hanford Geographic Area	Geographical Zone	Pre-Transition Contractor	Post-Transition Contractor	Current Lifecycle
164	1902D	Elevated Water Tank (100,000 gal)	100D	100D	FH	MSC	Disposition
165	1902N	Fire Lines General	100N	100N	WCH	RCCC	Disposition
166	1902N81	Fire Protection Valve House	100N	100N	WCH	RCCC	O&M
167	1903N	Sanitary Sewer Tile Field & Septic Tanks	100N	100N	WCH	RCCC	Disposition
168	1904B1	Outfall Structure	100B	100B	WCH	RCCC	Disposition
169	1904B2	Outfall Structure	100B	100B	WCH	RCCC	Disposition
170	1904D	Outfall Structure	100D	100D	WCH	RCCC	Disposition
171	1904N	Sewage Lagoon	100N	100N	WCH	RCCC	O&M
172	1904NA	Sewage Lift Station #1	100N	100N	WCH	RCCC	O&M
173	1904NB	Sewage Lift Station #2	100N	100N	WCH	RCCC	O&M
174	1904NC	Sewage Lift Station #3	100N	100N	WCH	RCCC	O&M
175	1908K	Outfall Structure	100K	100K	FH	PRC	O&M
176	1908KE	Effluent Water Monitoring Station	100K	100K	FH	PRC	O&M
177	1908N	Outfall Structure	100N	100N	WCH	RCCC	Disposition
178	1908NE	Outfall Structure, HGS	100N	100N	ENW	RCCC	Disposition
179	1909K	Effluent Junction Boxes	100K	100K	WCH	PRC	Disposition
180	1909N	Waste Disposal Valve Pit	100N	100N	WCH	RCCC	O&M
181	190KE	Main Pump House	100K	100K	FH	PRC	O&M
182	190KW	Main Pump House	100K	100K	WCH	PRC	Disposition
183	1926N	Valve Pit	100N	100N	WCH	RCCC	Disposition
184	200CC-BA	Construction Complex Boiler Annex	200W	T Plant Zone	JCI	JCI	Transition
185	201C	Hot Shop at Semiworks (Demolished)	200E	Semi-Works Zone	FH	PRC	Disposition
186	201R	Waste Tank Mockup Facility	200W	U Plant Zone	CHG	TOC	Transition
187	201W	Vegetation & Animal Control Shop SE CRN 200W	200W	REDOX Zone	FH	MSC	O&M
188	2025E	Effluent Treatment Facility -200E	200E	ETF Zone	FH	PRC	O&M
189	2025EA	Effluent Treatment Office Bldg	200E	ETF Zone	FH	PRC	O&M
190	2025EC	Containment Pit and Sump	200E	ETF Zone	FH	PRC	O&M
191	2025EC71	ETF LCU Building	200E	ETF Zone	FH	PRC	O&M
192	2025ED	ETF Truck Load-in Facility	200E	ETF Zone	FH	PRC	O&M
193	202A	PUREX Canyon and Service Facility	200E	PUREX Zone	FH	PRC	Disposition
194	202A417	Steam Condensate Pump Pit	200E	PUREX Zone	FH	PRC	Transition
195	202S	REDOX Canyon	200W	REDOX Zone	FH	PRC	Disposition

Sort	Structure ID	Title	Hanford Geographic Area	Geographical Zone	Pre-Transition Contractor	Post-Transition Contractor	Current Lifecycle
196	203A	Acid Pump House, Tanks, Retention Basin	200E	PUREX Zone	FH	PRC	Disposition
197	203UX	Gas Storage Building	200W	U Plant Zone	FH	PRC	Disposition
198	204A	Acid Storage Vault, U Cell below Grade	200E	PUREX Zone	FH	PRC	Disposition
199	204AR	Railcar Unloading Facility	200E	PUREX Zone	CHG	TOC	O&M
200	206A	Vacuum Acid Fractionator Building	200E	PUREX Zone	FH	PRC	Disposition
201	207B	Cooling Water Retention Basin	200E	Solid Waste Zone	FH	PRC	Disposition
202	207BA	CBC Sampler Building	200E	Solid Waste Zone	FH	PRC	Disposition
203	207SL	Water Retention Basin	200W	REDOX Zone	CHG	TOC	Disposition
204	207U	Water Retention Basins, Sample Pit & Equip. Enclosure	200W	T Plant Zone	FH	PRC	Transition
205	209E	Tank Farm Waste Support Facility	200E	Semi-Works Zone	FH	PRC	Transition
206	209EA	Storage Pad with Metal Roof	200E	Semi-Works Zone	FH	PRC	O&M
207	2101HV	Construction Warehouse - HWVP	200E	200-E Admin Zone	CHG	TOC	O&M
208	2101M	Spare Parts Warehouse, Office Bldg	200E	200-E Admin Zone	FH	PRC	O&M
209	2102HV	Material Management Pad	200E	200-E Admin Zone	CHG	TOC	O&M
210	2102M	Storage Shed	200E	200-E Admin Zone	FH	PRC	O&M
211	2102N	Storage Shed	200E	200-E Admin Zone	FH	PRC	O&M
212	2103HV	Hazardous Waste Accumulation Area	200E	200-E Admin Zone	CHG	TOC	O&M
213	2104M	Utility Truck Shed	200E	200-E Admin Zone	FH	PRC	O&M
214	2104N	Breezeway	200E	200-E Admin Zone	FH	PRC	O&M
215	2105HV	Pre-Fabricated Sprung Dome	200E	200-E Admin Zone	CHG	TOC	O&M
216	2106HV	HWVP Storage Bldg (Sprung Dome)	200E	200-E Admin Zone	CHG	TOC	O&M
217	2107	Drum Vent Facility for TRU Retrieval	200E	Solid Waste Zone	FH	PRC	O&M
218	210A	Oil Drum Storage (PUREX)	200E	PUREX Zone	FH	PRC	Disposition
219	210E	Cement Storage	200E	200-E Admin Zone	FH	PRC	Transition
220	211A	Chemical Makeup Tank Farm, Pump House	200E	PUREX Zone	FH	PRC	Disposition
221	211B	Chemical Makeup Tank Farm	200E	B Plant Zone	FH	PRC	Disposition
222	211BA	BCE Neutralization	200E	B Plant Zone	FH	PRC	Transition
223	211BA151	Monitoring Station	200E	B Plant Zone	FH	PRC	O&M
224	211BB	Motor Control Center Building	200E	B Plant Zone	FH	PRC	Disposition
225	211S	Cold Chemical Makeup Tank Farm	200W	REDOX Zone	FH	PRC	Disposition
226	211T	Cold Chemical Makeup Tank Farm	200W	T Plant Zone	FH	PRC	O&M

Sort	Structure ID	Title	Hanford Geographic Area	Geographical Zone	Pre-Transition Contractor	Post-Transition Contractor	Current Lifecycle
227	211T52	Instrumentation Building	200W	T Plant Zone	FH	PRC	O&M
228	211U	Cold Chemical Makeup Tank Farm	200W	U Plant Zone	FH	PRC	Disposition
229	211UA	Cold Chemical Makeup Tank Farm Addition	200W	U Plant Zone	FH	PRC	Disposition
230	2120WA	CWC Equipment Storage Building	200W	WM Zone	FH	PRC	O&M
231	2120WB	CWC Equipment Storage Building	200W	WM Zone	FH	PRC	O&M
232	2125E	ETF North End Storage Facility	200E	ETF Zone	FH	PRC	O&M
233	212A	Fission Product Loadout Station	200E	PUREX Zone	FH	PRC	Disposition
234	212B	Fission Product Loadout, Cask Transfer Building	200E	B Plant Zone	FH	PRC	Disposition
235	212H	Canister Storage Building	200E	CSB Zone	FH	PRC	O&M
236	212N	Storage Building	600	200-E Ponds Zone	FH	PRC	Disposition
237	212P	Electrical Storage & Transformer Shop	600	200-E Ponds Zone	FH	PRC	Transition
238	212R	Storage Building	600	200-E Ponds Zone	FH	PRC	Disposition
239	212S	Covered Gas Cylinder Storage Dock	200W	REDOX Zone	CHG	TOC	O&M
240	212T	T Plant Storage	200W	T Plant Zone	FH	PRC	O&M
241	212W	Storage Sheds Near 272S	200W	200-W Ponds Zone	CHG	TOC	O&M
242	213A	Fission Product Load-in Station	200E	PUREX Zone	FH	PRC	Disposition
243	213E	Storage Shed	200E	200-E Admin Zone	FH	PRC	O&M
244	213J	Storage Vault	600	600	WCH	PRC	Disposition
245	213K	Storage Vault	600	600	WCH	PRC	Disposition
246	213S	Covered Pipe Rack	200W	REDOX Zone	CHG	TOC	O&M
247	213W	Waste Compactor Building	200W	WM Zone	CHG	TOC	O&M
248	214A	PUREX Warehouse	200E	PUREX Zone	FH	PRC	Disposition
249	214E	Storage Facility	200E	200-E Admin Zone	FH	PRC	O&M
250	214T	Metal Chemical Storage Building	200W	T Plant Zone	FH	PRC	O&M
251	215C	Gas Preparation Building	200E	Semi-Works Zone	FH	PRC	Disposition
252	215E	Storage Facility	200E	200-E Admin Zone	FH	PRC	O&M
253	216A	Valve Control Facility	200E	PUREX Zone	CHG	TOC	Disposition
254	216A1A	Proportional Sampler Pit #3	200E	PUREX Zone	FH	PRC	Disposition
255	216A271	Monitoring Bldg, diversion box & Metering MH's	200E	200-E Ponds Zone	CHG	TOC	Disposition
256	216A29A	Ditch Control Structure	200E	200-E Ponds Zone	FH	PRC	Disposition
257	216A524	Crib Control Structure	200E	200-E Ponds Zone	FH	PRC	Disposition
258	216A5A	Proportional Sampler Pit #4	200E	PUREX Zone	FH	PRC	Disposition

Sort	Structure ID	Title	Hanford Geographic Area	Geographical Zone	Pre-Transition Contractor	Post-Transition Contractor	Current Lifecycle
260	216B59A	Diversion Box	200E	B Plant Zone	FH	PRC	Disposition
261	216B59B	Valve Pit	200E	B Plant Zone	FH	PRC	Disposition
262	216E28A	Contingency Pond Control Structure	600	200-E Ponds Zone	CHG	TOC	Disposition
263	216E28B	Contingency Pond Bypass Control Structure	600	200-E Ponds Zone	FH	PRC	Disposition
264	216E28C	PUREX Cooling Water Line Flow Meter	600	200-E Ponds Zone	FH	PRC	Disposition
265	216E43A	Pond A at 200 Area TEDF	600	200-E Ponds Zone	FH	PRC	O&M
266	216E43B	Pond B at 200 Area TEDF	600	200-E Ponds Zone	FH	PRC	O&M
267	216Z9A	Contaminated Soil Removal Building	200W	PFP Zone	FH	PRC	Transition
268	216Z9B	Z-9 Mining Facility Operator's Cubicle	200W	PFP Zone	FH	PRC	Transition
269	216Z9C	216-Z-9 Weather Enclosure	200W	PFP Zone	FH	PRC	Transition
270	216ZP1	Main Process Facility 200-ZP-1	200W	PBS 11	FH	PRC	O&M
271	216ZP1A	Injection Manifold Building	200W	WM Zone	FH	PRC	O&M
272	216ZP1B	Extraction Manifold Building	200W	PBS 11	FH	PRC	O&M
273	216ZP1C	Extraction Manifold Building	200W	PBS 11	FH	PRC	O&M
274	217A	SAMSCONS Surveillance for Deactivating PUREX Bldg	200E	PUREX Zone	FH	PRC	Disposition
275	217B	Demineralizer Building	200E	B Plant Zone	FH	PRC	Disposition
276	217E	Storage Facility	200E	200-E Admin Zone	FH	PRC	O&M
277	218B	Emergency Equipment Storage Shed	200E	B Plant Zone	FH	PRC	O&M
278	218E14	PUREX Plant Storage Tunnel #1	200E	PUREX Zone	FH	PRC	Disposition
279	218E15	PUREX Plant Storage Tunnel #2	200E	PUREX Zone	FH	PRC	Disposition
280	218E16	Grout Disposal/Treatment Facility Vaults 102-105	200E	WTP/A Farm Zone	CHG	TOC	Transition
281	218E16101	Grout Disposal Vault 101	200E	WTP/A Farm Zone	CHG	TOC	Transition
282	218E7	Dry Burial Vaults - behind 222B, inactive	200E	B Plant Zone	FH	PRC	Transition
283	218W5-252	Electrical Control Building - Trench 31	200W	WM Zone	FH	PRC	O&M
284	218W5-252A	Electrical Control Building - Trench 34	200W	WM Zone	FH	PRC	O&M
285	218W5T31T1	Leachate Storage Tank-Trench 31	200W	WM Zone	FH	PRC	O&M
286	218W5T34T1	Leachate Storage Tank-Trench 34	200W	WM Zone	FH	PRC	O&M
287	218W7	Dry Waste Burial Vault-222S	200E	REDOX Zone	FH	PRC	Transition
288	219B	Hazardous Waste Emergency Equipment Storage	200E	B Plant Zone	FH	MSC	

Sort	Structure ID	Title	Hanford Geographic Area	Geographical Zone	Pre-Transition Contractor	Post-Transition Contractor	Current Lifecycle
289	219C	Liquid Waste Processing Storage Unit W of 2025E	200E	ETF Zone	FH	PRC	O&M
290	219D	Liquid Waste Processing Storage Unit S of 2025E	200E	ETF Zone	FH	PRC	O&M
291	219S	Rad Waste Staging & Transfer Facility	200W	REDOX Zone	CHG	TOC	O&M
292	2202E	Weather Enclosure for Waste Recovery	200E	Solid Waste Zone	FH	PRC	O&M
293	220A	Steam Condensate Sampler Pit	200E	PUREX Zone	FH	PRC	Disposition
294	221A	Former KEH Pipefitter Shop	200E	PUREX Zone	FH	PRC	Disposition
295	221B	B Plant Canyon	200E	B Plant Zone	FH	PRC	Disposition
296	221BA	Cooling Water Monitoring Station	200E	B Plant Zone	FH	PRC	Disposition
297	221BB	Process Steam and Condensate Building	200E	B Plant Zone	FH	PRC	Disposition
298	221BC	SWP Change House	200E	B Plant Zone	FH	PRC	Disposition
299	221BD	Laundry Storage Building	200E	B Plant Zone	FH	PRC	Disposition
300	221BF	Condensate Effluent Discharge Facility at B Plant	200E	B Plant Zone	FH	PRC	Disposition
301	221BG	B Plant Cooling Water Sampling Bldg	200E	B Plant Zone	FH	PRC	Disposition
302	221BK	B Plant Canyon Ventilation Instrument Bldg	200E	B Plant Zone	FH	PRC	O&M
303	221T	T-Plant Canyon	200W	T Plant Zone	FH	PRC	O&M
304	221TA	Fan House	200W	T Plant Zone	FH	PRC	Transition
305	221TB	Laundry Storage Skid Shack	200W	T Plant Zone	FH	PRC	Disposition
306	221U	U Plant Canyon Building	200W	U Plant Zone	FH	PRC	Disposition
307	2220E	Telephone Exchange Bldg	200E	200-E Admin Zone	FH	MSC	O&M
308	2220W	Telephone Exchange	200W	T Plant Zone	FH	MSC	O&M
309	222B	Office Building	200E	B Plant Zone	FH	PRC	Disposition
310	222S	Central Analytical Laboratory	200W	REDOX Zone	CHG	TOC	O&M
311	222SA	Standards/Process Development Laboratory	200W	REDOX Zone	CHG	TOC	O&M
312	222SB	South Filter Building	200W	REDOX Zone	CHG	TOC	O&M
313	222S-BA	222S Boiler Annex	200W	REDOX Zone	JCI	JCI	O&M
314	222SC	North Filter Building	200W	REDOX Zone	CHG	TOC	O&M
315	222SD	Solid Waste Storage Pad	200W	REDOX Zone	CHG	TOC	O&M
316	222SE	Filter Building	200W	REDOX Zone	CHG	TOC	O&M

Sort	Structure ID	Title	Hanford Geographic Area	Geographical Zone	Pre-Transition Contractor	Post-Transition Contractor	Current Lifecycle
317	222SF	Equipment Storage	200W	REDOX Zone	CHG	TOC	O&M
318	222SH	Office & Change Room	200W	REDOX Zone	CHG	TOC	O&M
319	222T	Office Administration Building	200W	T Plant Zone	FH	PRC	Transition
320	2230E	Materials Receiving and Distribution Warehouse	200E	200-E Admin Zone	FH	MSC	O&M
321	2231E	Storage Building	200E	200-E Admin Zone	FH	PRC	Disposition
322	2232E	Storage Building (Ladders)	200E	200-E Admin Zone	FH	PRC	Disposition
323	2233E	Storage Building	200E	200-E Admin Zone	FH	PRC	Disposition
324	2235E	Storage Bldg SW of 244A Lift Station	200E	WTP/A Farm Zone	CHG	TOC	O&M
325	2236E	Storage Building	200E	PUREX Zone	CHG	TOC	O&M
326	2237E	Pipefitter's Shop	200E	PUREX Zone	CHG	TOC	O&M
327	223E	105A Mock Tank	200E	Semi-Works Zone	CHG	TOC	O&M
328	224B	Concentration Facility	200E	B Plant Zone	FH	PRC	Disposition
329	224T	Transuranic Storage and Assay Facility	200W	T Plant Zone	FH	PRC	Transition
330	224U	UO3 Plant Concentration and Loadout Building	200W	U Plant Zone	FH	PRC	Disposition
331	224UA	UO3 Calcination and Loadout Facility	200W	U Plant Zone	FH	PRC	Disposition
332	2256WTP	Combination Shop East Of Vitrification Bldg	200E	WTP/A Farm Zone	BNI	WTP	O&M
333	2258E	Storage Building at A Farm	200E	PUREX Zone	CHG	TOC	O&M
334	2259W	Pipefitters Storage	200W	T Plant Zone	FH	PRC	O&M
335	225B	Waste Encapsulation & Storage Facility	200E	B Plant Zone	FH	PRC	O&M
336	225BA	K1 Filter Pit Encapsulation Facility	200E	B Plant Zone	FH	PRC	O&M
337	225BB	K3 Filter Pit Encapsulation Facility	200E	B Plant Zone	FH	PRC	O&M
338	225B-BA	225B Boiler Annex	200E	B Plant Zone	JCI	JCI	O&M
339	225BC	Encapsulation Compressor Facility	200E	B Plant Zone	FH	PRC	O&M
340	225BD	Encapsulation Waste Monitoring & Sample Bldg	200E	B Plant Zone	FH	PRC	O&M
341	225BE	Encapsulation Maintenance Shop	200E	B Plant Zone	FH	PRC	O&M
342	225BF	WESF Tanker Loadout Station	200E	B Plant Zone	FH	PRC	O&M
343	225BG	WESF Closed Loop Cooling Equipment Building	200E	B Plant Zone	FH	PRC	O&M
344	225BG-GEN1	Backup Generator & Diesel Fuel Tanks	200E	B Plant Zone	FH	PRC	O&M

Sort	Structure ID	Title	Hanford Geographic Area	Geographical Zone	Pre-Transition Contractor	Post-Transition Contractor	Current Lifecycle
345	225E	TEDF Pump Station 2	200E	Solid Waste Zone	FH	PRC	O&M
346	225EC	TEDF - Local Control Unit 55C-13	200E	PUREX Zone	FH	PRC	Disposition
347	225W	TEDF Pump Station 1	200W	T Plant Zone	FH	PRC	O&M
348	225WA	Treated Effluent Monitoring Bldg at T Plant	200W	T Plant Zone	FH	PRC	O&M
349	225WB	Treated Effluent Monitoring Bldg at 222S	200W	REDOX Zone	CHG	TOC	O&M
350	225WC	PFP Wastewater Sampling Facility	200W	PBS 11	FH	PRC	O&M
351	2262W	Painters Storage Building	200W	T Plant Zone	FH	PRC	O&M
352	2263W	Storage Building (Bottles)	200W	T Plant Zone	FH	PRC	O&M
353	2265W	Storage Building (Ice Storage)	200W	T Plant Zone	FH	PRC	O&M
354	2266E	Closure Support Center	200E	200-E Admin Zone	FH	PRC	O&M
355	2300W	Electrician Shop / Office (Skid Shack)	200W	T Plant Zone	FH	PRC	O&M
356	2304W	Pipefitter Shop (Skid Shack)	200W	T Plant Zone	FH	PRC	O&M
357	2305W	Ladder Storage Rack	200W	T Plant Zone	FH	PRC	O&M
358	2306W	Gas Bottle Storage Skid Shack	200W	T Plant Zone	FH	PRC	Disposition
359	2307W	Pipefitter Storage Skid Shack	200W	T Plant Zone	FH	PRC	Disposition
360	2308W	Carpenters Shop	200W	T Plant Zone	FH	PRC	O&M
361	2309W	Sheetmetal Shop	200W	T Plant Zone	FH	PRC	O&M
362	2310W	Material Storage	200W	T Plant Zone	FH	PRC	O&M
363	2314W	Bench Stock Storage (Skid Shack)	200W	T Plant Zone	FH	PRC	Disposition
364	2315W	Ice House (Skid Shack)	200W	T Plant Zone	FH	PRC	Disposition
365	2316W	Heavy Equipment Operator Shack	200W	T Plant Zone	FH	PRC	O&M
366	2318W	Painter Shop	200W	T Plant Zone	FH	PRC	O&M
367	231W151	Sump Tank and Well	200W	PFP Zone	FH	PRC	Transition
368	231Z	Pu Metallurgy Lab	200W	PFP Zone	FH	PRC	Transition
369	232Z	Waste Incinerator Facility	200W	PFP Zone	FH	PRC	Post Closure
370	2336W	Waste Receiving & Processing Facility	200W	WM Zone	FH	PRC	O&M
371	234-5Z	PFP Pu Processing & Storage	200W	PBS 11	FH	PRC	Transition
372	234-5ZA	PFP Change Room Addition	200W	PBS 11	FH	PRC	O&M
373	234-5Z-BA	PFP Boiler Annex	200W	PFP Zone	JCI	JCI	O&M
374	234ZB	Waste Material Storage Building	200W	PFP Zone	FH	PRC	Disposition
375	234ZC	Waste Drum Storage and Loading Dock	200W	PFP Zone	FH	PRC	Disposition
376	236Z	Plutonium Reclamation Building	200W	PBS 11	FH	PRC	Transition

Sort	Structure ID	Title	Hanford Geographic Area	Geographical Zone	Pre-Transition Contractor	Post-Transition Contractor	Current Lifecycle
377	2400E	Dry Material Facility Control Room	200E	200-E Admin Zone	CHG	PRC	Transition
378	2401W	Mixed Waste Storage Facility at CWC	200W	WM Zone	FH	PRC	O&M
379	2402EA	Dry Material Facility Unloading Pit	200E	200-E Admin Zone	CHG	PRC	Transition
380	2402EB	Dry Material Facility Cement Silo	200E	WTP/A Farm Zone	CHG	PRC	Transition
381	2402EC	Dry Material Facility Fly Ash Silo	200E	WTP/A Farm Zone	CHG	PRC	Transition
382	2402ED	Dry Material Facility Pottery Clay Silo	200E	WTP/A Farm Zone	CHG	PRC	Transition
383	2402EF	Dry Material Facility Attapulgitite Clay Silo	200E	WTP/A Farm Zone	CHG	PRC	Transition
384	2402EG	Dry Material Facility Transfer Pump Pit	200E	WTP/A Farm Zone	CHG	PRC	Transition
385	2402W	Mixed Waste Storage Facility at CWC	200W	WM Zone	FH	PRC	O&M
386	2402WB	Mixed Waste Storage Facility at CWC	200W	WM Zone	FH	PRC	O&M
387	2402WC	Mixed Waste Storage Facility at CWC	200W	WM Zone	FH	PRC	O&M
388	2402WD	Mixed Waste Storage Facility at CWC	200W	WM Zone	FH	PRC	O&M
389	2402WE	Mixed Waste Storage Facility at CWC	200W	WM Zone	FH	PRC	O&M
390	2402WF	Mixed Waste Storage Facility at CWC	200W	WM Zone	FH	PRC	O&M
391	2402WG	Mixed Waste Storage Facility at CWC	200W	WM Zone	FH	PRC	O&M
392	2402WH	Mixed Waste Storage Facility at CWC	200W	WM Zone	FH	PRC	O&M
393	2402WI	Mixed Waste Storage Facility at CWC	200W	WM Zone	FH	PRC	O&M
394	2402WJ	Mixed Waste Storage Facility at CWC	200W	WM Zone	FH	PRC	O&M
395	2402WK	Mixed Waste Storage Facility at CWC	200W	WM Zone	FH	PRC	O&M
396	2402WL	Mixed Waste Storage Facility at CWC	200W	WM Zone	FH	PRC	O&M
397	2403E	DMRHF Dry Blended Storage/Truck Loadout Facility	200E	200-E Admin Zone	CHG	PRC	Transition
398	2403EA	Compressor Bldg	200E	WTP/A Farm Zone	CHG	PRC	Transition
399	2403WA	RMW Storage Facility	200W	WM Zone	FH	PRC	O&M
400	2403WB	RMW Storage Facility	200W	WM Zone	FH	PRC	O&M
401	2403WC	RMW Storage Facility	200W	WM Zone	FH	PRC	O&M
402	2403WD	RMW Storage Facility	200W	WM Zone	FH	PRC	O&M
403	2404E	DMRHF Compressor Building	200E	200-E Admin Zone	CHG	PRC	Transition
404	2404WA	Long Term Drum Storage Building	200W	WM Zone	FH	PRC	O&M
405	2404WB	Long Term Drum Storage Building	200W	WM Zone	FH	PRC	O&M
406	2404WC	Long Term Drum Storage Building	200W	WM Zone	FH	PRC	O&M
407	241A152	Diversion Box	200E	WTP/A Farm Zone	CHG	TOC	Disposition
408	241A201	Emergency Cooling Water Storage Tank SE of PUREX	200E	PUREX Zone	FH	PRC	Disposition

Sort	Structure ID	Title	Hanford Geographic Area	Geographical Zone	Pre-Transition Contractor	Post-Transition Contractor	Current Lifecycle
409	241A271	Tank Farm Control House	200E	WTP/A Farm Zone	CHG	TOC	O&M
410	241A401	Tank Farm Condenser House	200E	WTP/A Farm Zone	CHG	TOC	O&M
411	241A431	Tank Farm Ventilation House	200E	WTP/A Farm Zone	CHG	TOC	Disposition
412	241A701	Tank Farm Compressor House	200E	WTP/A Farm Zone	CHG	TOC	O&M
413	241A702	Tank Farm Fan House	200E	WTP/A Farm Zone	CHG	TOC	O&M
414	241AN271	Instrument Control House	200E	WTP/A Farm Zone	CHG	TOC	O&M
415	241AN273	Compressor Building	200E	WTP/A Farm Zone	CHG	TOC	O&M
416	241AN274	Mixer Pump and Caustic Addition Control Bldg	200E	WTP/A Farm Zone	CHG	TOC	O&M
417	241AN801	Water Service Building	200E	WTP/A Farm Zone	CHG	TOC	O&M
418	241AP271	Tank Farm Instrument Building	200E	WTP/A Farm Zone	CHG	TOC	O&M
419	241AP273	Compressor Building	200E	WTP/A Farm Zone	CHG	TOC	O&M
420	241AP801	Water Service Building	200E	WTP/A Farm Zone	CHG	TOC	O&M
421	241AW271	Tank Farm Control House	200E	WTP/A Farm Zone	CHG	TOC	O&M
422	241AW273	Compressor Building	200E	WTP/A Farm Zone	CHG	TOC	O&M
423	241AW801	Water Service Building	200E	WTP/A Farm Zone	CHG	TOC	O&M
424	241AX801A	Tank Farm Control House, North	200E	WTP/A Farm Zone	CHG	TOC	O&M
425	241AX801B	Tank Farm Control House, South	200E	WTP/A Farm Zone	CHG	TOC	O&M
426	241AX801C	Tank Farm Control House (S of A Farm)	200E	WTP/A Farm Zone	CHG	TOC	O&M
427	241AY401	Vent Recirculation Equipment Vault	200E	WTP/A Farm Zone	CHG	TOC	O&M
428	241AY402	Vent Recirculation Equipment Vault	200E	WTP/A Farm Zone	CHG	TOC	O&M
429	241AY51	Electrical Equipment Enclosure	200E	WTP/A Farm Zone	CHG	TOC	O&M
430	241AY51A	Seismic Shutdown System 1A & 1B	200E	WTP/A Farm Zone	CHG	TOC	O&M
431	241AY801A	Tank Farm Instrument House	200E	WTP/A Farm Zone	CHG	TOC	O&M
432	241AZ156	Mixer Pump Speed Control House	200E	WTP/A Farm Zone	CHG	TOC	O&M
433	241AZ271	Change House / Control Building	200E	WTP/A Farm Zone	CHG	TOC	O&M
434	241AZ301A	Receiver Tank Vault	200E	WTP/A Farm Zone	CHG	TOC	O&M
435	241AZ401	Vent Recirculation Equipment Vault	200E	WTP/A Farm Zone	CHG	TOC	O&M
436	241AZ402	Vent Recirculation Equipment Vault	200E	WTP/A Farm Zone	CHG	TOC	O&M
437	241AZ701	Diesel Generator Building	200E	WTP/A Farm Zone	CHG	TOC	O&M
438	241AZ702	Waste Tank Ventilation Building	200E	WTP/A Farm Zone	CHG	TOC	O&M
439	241AZ801A	Instrument House	200E	WTP/A Farm Zone	CHG	TOC	O&M
440	241B361	Underground Waste Settling Tank	200E	B Plant Zone	FH	PRC	Transition
441	241B701	Instrument Air Compressor Building	200E	B Farm Zone	CHG	TOC	O&M

Sort	Structure ID	Title	Hanford Geographic Area	Geographical Zone	Pre-Transition Contractor	Post-Transition Contractor	Current Lifecycle
442	241BY254	Control House and Compressor, ITS2	200E	B Farm Zone	CHG	TOC	O&M
443	241BY301	Control House For In-Tank Solidification	200E	B Farm Zone	CHG	TOC	O&M
444	241BY302	Compressor House, ITS1	200E	B Farm Zone	CHG	TOC	O&M
445	241C51	Electrical Equipment Enclosure at C-Farm	200E	C Farm Zone	CHG	TOC	O&M
446	241C51A	Seismic Shutdown System 1A & 1B	200E	C Farm Zone	CHG	TOC	Disposition
447	241C73	C-Farm Service Building	200E	C Farm Zone	CHG	TOC	O&M
448	241C801	Cesium Loadout Building	200E	C Farm Zone	CHG	TOC	Disposition
449	241C90	Air Compressor Facility	200E	WTP/A Farm Zone	CHG	TOC	O&M
450	241C91	241C106 Process Bldg	200E	C Farm Zone	CHG	TOC	O&M
451	241CR271	Waste Disposal Control House	200E	C Farm Zone	CHG	TOC	O&M
452	241CX40	Grout Removal Building	200E	Semi-Works Zone	FH	PRC	Transition
453	241CX70	Mixed Waste Storage Tank	200E	Semi-Works Zone	FH	PRC	Transition
454	241CX71	Acidic Waste Neutralization Tank	200E	Semi-Works Zone	FH	PRC	Transition
455	241CX72	Self Concentrator Tank	200E	Semi-Works Zone	FH	PRC	Transition
456	241CXV	Self Concentrator Vault	200E	Semi-Works Zone	FH	PRC	Transition
457	241S271A	Electrical/Instrument Control Building	200W	S/U Farm Zone	CHG	TOC	Transition
458	241S271B	Electrical/Instrument Control Building	200W	S/U Farm Zone	CHG	TOC	Transition
459	241SX271	Tank Farm Control House	200W	S/U Farm Zone	CHG	TOC	O&M
460	241SX281	Emergency Cooling Water Pump House	200W	S/U Farm Zone	CHG	TOC	O&M
461	241SX401	Waste Disposal Condensor House - North	200W	S/U Farm Zone	CHG	TOC	Disposition
462	241SX402	Waste Disposal Condensor House - South	200W	S/U Farm Zone	CHG	TOC	Disposition
463	241SX701	Waste Disposal Condenser House	200W	S/U Farm Zone	CHG	TOC	O&M
464	241SY271	Instrument and Electrical Control House	200W	S/U Farm Zone	CHG	TOC	O&M
465	241SY272	Electrical Building	200W	S/U Farm Zone	CHG	TOC	O&M
466	241SY274	Gas Monitoring Shelter (GMS-1)	200W	S/U Farm Zone	CHG	TOC	O&M
467	241SY275	Gas Monitoring Shelter (GMS-2)	200W	S/U Farm Zone	CHG	TOC	O&M
468	241SY276	DACS Uninterruptable Power Supply Skid	200W	S/U Farm Zone	CHG	TOC	O&M
469	241T361	Waste Settling Tank Underground	200W	T Plant Zone	CHG	TOC	Transition

Sort	Structure ID	Title	Hanford Geographic Area	Geographical Zone	Pre-Transition Contractor	Post-Transition Contractor	Current Lifecycle
470	241T701	Instrument Air Compressor House	200W	T Farm Zone	CHG	TOC	O&M
471	241TX701	Laundry Storage Facility	200W	T Farm Zone	CHG	TOC	O&M
472	241U271	U Farm Control House	200W	S/U Farm Zone	CHG	TOC	O&M
473	241U361	Waste Settling Tank Underground	200W	U Plant Zone	CHG	TOC	Transition
474	241U701	Instrument Air Compressor House	200W	S/U Farm Zone	CHG	TOC	O&M
475	241WR	Vault - Thorium Storage	200W	U Plant Zone	FH	PRC	Disposition
476	241Z	Tank Farm Waste Disposal Building	200W	PFP Zone	FH	PRC	Transition
477	241ZA	Waste Disposal Sample Loadout Building	200W	PFP Zone	FH	PRC	Transition
478	241ZB	Bulk Chemical Storage Tank & Loadout Slab	200W	PFP Zone	FH	PRC	Transition
479	241ZG	Change Facility for 241-Z	200W	PFP Zone	FH	PRC	Post Closure
480	241ZRB	Retention Basin	200W	PFP Zone	FH	PRC	Post Closure
481	2420W	German Logs Storage Pad at CWC	200W	WM Zone	FH	PRC	O&M
482	242A	Evaporator	200E	WTP/A Farm Zone	CHG	TOC	O&M
483	242A702	Turbine Building	200E	WTP/A Farm Zone	CHG	TOC	O&M
484	242A81	Water Service Building	200E	WTP/A Farm Zone	CHG	TOC	O&M
485	242AB	Evaporator Control Building	200E	WTP/A Farm Zone	CHG	TOC	O&M
486	242A-BA	Boiler Annex	200E	WTP/A Farm Zone	JCI	JCI	O&M
487	242AC	Pipefitter's Shop	200E	WTP/A Farm Zone	CHG	TOC	O&M
488	242AL11	LERF Storage Building	200E	ETF Zone	FH	PRC	O&M
489	242AL42	LERF Basin 42	200E	ETF Zone	FH	PRC	O&M
490	242AL43	LERF Basin 43	200E	ETF Zone	FH	PRC	O&M
491	242AL44	LERF Basin 44	200E	ETF Zone	FH	PRC	O&M
492	242AL71	LERF Instrument Bldg	200E	ETF Zone	FH	PRC	O&M
493	242B	Radioactive Particle Research Laboratory	200E	B Farm Zone	FH	PRC	Disposition
494	242BL	Cask Loading Building	200E	B Farm Zone	FH	PRC	Transition
495	242S	242S Evaporator Facility	200W	S/U Farm Zone	CHG	TOC	O&M
496	242S302C	242S Neutralization Tank	200W	S/U Farm Zone	CHG	TOC	Transition
497	242S702	Turbine Building, Ventilation	200W	S/U Farm Zone	CHG	TOC	O&M
498	242T	Waste Disposal Evaporator Building	200W	T Farm Zone	CHG	TOC	O&M
499	242T271	Dust Control Barrier	200W	T Farm Zone	CHG	TOC	O&M
500	242T601	Chemical Makeup Building	200W	T Farm Zone	CHG	TOC	O&M
501	242T701	TX/TY Compressed Air Station	200W	T Farm Zone	CHG	TOC	O&M

Sort	Structure ID	Title	Hanford Geographic Area	Geographical Zone	Pre-Transition Contractor	Post-Transition Contractor	Current Lifecycle
502	242TB	Vent House	200W	T Farm Zone	CHG	TOC	O&M
503	242TC	Tank Farm Microcomputer Equipment Bldg	200W	T Farm Zone	CHG	TOC	O&M
504	242Z	Waste Treatment & Americium Extraction Facility	200W	PBS 11	FH	PRC	Transition
505	242ZA	Entrance Control Building for 242Z	200W	PBS 11	FH	PRC	O&M
506	243G1	Grout Processing Facility (GPF) Mix-Pump Module	200E	WTP/A Farm Zone	CHG	PRC	Transition
507	243G12	GPF Mobile Control Room	200E	WTP/A Farm Zone	CHG	PRC	Transition
508	243G1A	Grout Processing Facility Motor Pit	200E	WTP/A Farm Zone	CHG	PRC	Transition
509	243G2	GPF Dry Blend Handling & Feed Module	200E	WTP/A Farm Zone	CHG	PRC	Transition
510	243G3	GPF Additives Module	200E	WTP/A Farm Zone	CHG	PRC	Transition
511	243G4	GPF Control Room Module	200E	WTP/A Farm Zone	CHG	PRC	Transition
512	243G6	GPF Electrical Equipment Room	200E	WTP/A Farm Zone	CHG	PRC	Transition
513	243G8	Grout Filtration Module	200E	WTP/A Farm Zone	CHG	PRC	Transition
514	243G81	Water Service Building	200E	WTP/A Farm Zone	CHG	PRC	O&M
515	243G82	GPF Pressure Reducing Valve Pit	200E	WTP/A Farm Zone	CHG	PRC	Transition
516	243G9	GPF Electrical Substation - GROUT	200E	WTP/A Farm Zone	CHG	PRC	Transition
517	243Z	Low-Level Waste Treatment Facility	200W	PBS 11	FH	PRC	O&M
518	243ZA	Low Level Waste Storage Facility	200W	PBS 11	FH	PRC	Transition
519	243ZB	Cooling Towers and Concrete Pad	200W	PBS 11	FH	PRC	O&M
520	244A	Waste Vault and Instrument House	200E	PUREX Zone	CHG	TOC	O&M
521	244AR	Sludge Vault Storage & Processing	200E	PUREX Zone	CHG	TOC	O&M
522	244AR40	Cooling Water Diversion Box	200E	PUREX Zone	CHG	TOC	Transition
523	244AR701	Emergency Generator Building	200E	PUREX Zone	CHG	TOC	O&M
524	244AR702	500KW Standby Generator Enclosure	200E	PUREX Zone	CHG	TOC	Transition
525	244AR712	Vault Air Lock and Load Out Bldg	200E	PUREX Zone	CHG	TOC	O&M
526	244AR715	Closed Loop Cooling System	200E	PUREX Zone	CHG	TOC	O&M
527	244AR716	South Compressor Bldg	200E	PUREX Zone	CHG	TOC	O&M
528	244AR717	North Compressor Bldg	200E	PUREX Zone	CHG	TOC	O&M
529	244BX271	Electrical Instrument Control House	200E	B Farm Zone	CHG	TOC	O&M
530	244CR	Waste Disposal Vault, C Tank Farm	200E	C Farm Zone	CHG	TOC	Disposition
531	244S271	Instrument Control House	200W	S/U Farm Zone	CHG	TOC	O&M
532	244S2904	Flush Pit at 244S Tank Farm	200W	S/U Farm Zone	CHG	TOC	O&M

Sort	Structure ID	Title	Hanford Geographic Area	Geographical Zone	Pre-Transition Contractor	Post-Transition Contractor	Current Lifecycle
533	244TX271	Electrical Instrumentation Control Bldg	200W	T Farm Zone	CHG	TOC	O&M
534	244TX2904	Salt Well Receiver Flush Pit Bldg	200W	T Farm Zone	CHG	TOC	O&M
535	244U271	244U Instrument Control House	200W	S/U Farm Zone	CHG	TOC	O&M
536	244U2904	244U Flush Pit	200W	S/U Farm Zone	CHG	TOC	O&M
537	2451E	Dry Material Facility Substation	200E	200-E Admin Zone	CHG	PRC	Transition
538	246S	Interim Storage Area-West of 212H	200E	CSB Zone	FH	PRC	O&M
539	2503Z	13.8kV Switch Yard at 234-5Z	200W	PBS 11	FH	MSC	O&M
540	2506E1	Telecommunications Hub	200E	200-E Admin Zone	FH	MSC	O&M
541	2506E2	Telecommunications Hub	200E	WTP/A Farm Zone	FH	MSC	O&M
542	2506E3	Telecommunications Hub	200E	200-E Admin Zone	FH	MSC	O&M
543	2506W1	Telecommunications Hub	200W	T Plant Zone	FH	MSC	O&M
544	251E	Substation A6 Switchgear Bldg at Vit Plant	200E	WTP/A Farm Zone	FH	MSC	Transition
545	251W	Primary 230kV Switching Station	600	200-E Ponds Zone	FH	MSC	O&M
546	251W66	Petroleum Tank (Diesel)	600	200-E Ponds Zone	FH	MSC	O&M
547	2524WTP	LAW Swichgear Building	200E	WTP/A Farm Zone	BNI	WTP	O&M
548	252A	Electrical Switching Structure	200E	PUREX Zone	FH	MSC	Transition
549	252AB	PUREX Electrical Substation	200E	PUREX Zone	FH	MSC	Disposition
550	252AC	PUREX Mini Electrical Substation	200E	PUREX Zone	FH	MSC	Disposition
551	252E	Electrical Switching Station 13.8kV	200E	200-E Admin Zone	FH	MSC	Disposition
552	252S	Electrical Switching Station -13.8kV	200W	S/U Farm Zone	CHG	TOC	O&M
553	252W	Electrical Switching Station -13.8kV	200W	T Plant Zone	FH	MSC	Disposition
554	2620W	Maintenance Facility at WRAP	200W	WM Zone	FH	PRC	O&M
555	2652WTP	Warehouse at WTP	200E	WTP/A Farm Zone	BNI	WTP	O&M
556	267Z	Fire Riser #9 Valve House	200W	PBS 11	FH	PRC	O&M
557	2701AB	PUREX Badge House	200E	PUREX Zone	FH	PRC	Disposition
558	2701EC	Guard Station for 209E	200E	Semi-Works Zone	FH	PRC	Disposition
559	2701HV	Office Building	200E	CSB Zone	FH	PRC	O&M
560	2701M	Office Building	200E	200-E Admin Zone	FH	PRC	Disposition
561	2701ZA	Patrol Central Alarm Monitoring Station /Z-Plant	200W	PBS 11	FH	MSC	O&M
562	2701ZD	PPF Badge House	200W	PBS 11	FH	MSC	O&M
563	2702Z	Microwave Tower and Support Building	200W	PBS 11	FH	MSC	O&M
564	2703E	Chemical Engineering Laboratory	200E	200-E Admin Zone	CHG	TOC	O&M
565	2704HV	TWRS Office Building	200E	200-E Admin Zone	CHG	TOC	O&M

Sort	Structure ID	Title	Hanford Geographic Area	Geographical Zone	Pre-Transition Contractor	Post-Transition Contractor	Current Lifecycle
566	2704S	Office Building	200W	REDOX Zone	CHG	TOC	O&M
567	2704W	Office Building	200W	T Plant Zone	FH	PRC	Disposition
568	2704Z	Office Administration Building	200W	PBS 11	FH	PRC	O&M
569	2705Z	PFP Operations Control Facility	200W	PBS 11	FH	PRC	O&M
570	2706T	Equipment Decontamination Building	200W	T Plant Zone	FH	PRC	O&M
571	2706TA	Equipment Decontamination Annex	200W	T Plant Zone	FH	PRC	O&M
572	2706TB	Holding Tanks Building	200W	T Plant Zone	FH	PRC	O&M
573	2707AR	Sludge Vault Change House	200E	PUREX Zone	CHG	TOC	O&M
574	2707AX	Change House AX Farm	200E	WTP/A Farm Zone	CHG	TOC	O&M
575	2707SX	Carpenter Shop	200W	S/U Farm Zone	CHG	TOC	O&M
576	2707W	Change House	200W	T Plant Zone	FH	PRC	O&M
577	2708S	Insulator Shop / Storage Building	200W	REDOX Zone	FH	PRC	Disposition
578	270A	Neutralization Tank	200E	PUREX Zone	FH	PRC	Disposition
579	270E	Underground Condensate Neutralization Tank	200E	B Plant Zone	FH	PRC	Disposition
580	270W	Underground Condensate Neutralization Tank	200W	U Plant Zone	FH	PRC	Disposition
581	270Z	PFP Operations Support Bldg	200W	PBS 11	FH	PRC	O&M
582	2710E	Coal Handlers Shelter	200E	200-E Admin Zone	FH	PRC	Disposition
583	2710S	Inert Gas Generator Building	200W	REDOX Zone	FH	PRC	Disposition
584	2710W	Coal Handlers Shelter	200W	T Plant Zone	FH	PRC	Disposition
585	2711A	Air Compressor Building	200E	PUREX Zone	FH	PRC	Disposition
586	2711B	Breathing Air Compressor Bldg	200E	B Plant Zone	FH	PRC	Disposition
587	2711E	Fleet Equipment Maintenance Shop & Administration	200E	200-E Admin Zone	FH	MSC	O&M
588	2711E66	Petroleum Tank (Waste Oil)	200E	200-E Admin Zone	FH	MSC	O&M
589	2711E66A	Petroleum Tank (Waste Oil)	200E	200-E Admin Zone	FH	MSC	O&M
590	2711EA	Regulated Equipment Maintenance Shop	200E	200-E Admin Zone	FH	MSC	O&M
591	2711EB	Heavy Mobile Equipment Maintenance Shop	200E	200-E Admin Zone	FH	MSC	O&M
592	2711EC	Equipment Shed for 200E Garage	200E	200-E Admin Zone	FH	MSC	O&M
593	2711ED	Heavy Equipment Washdown Carport	200E	200-E Admin Zone	FH	MSC	O&M
594	2711EF	Heavy Equipment Washdown Supply Bldg w/Catch Tk	200E	200-E Admin Zone	FH	MSC	O&M

Sort	Structure ID	Title	Hanford Geographic Area	Geographical Zone	Pre-Transition Contractor	Post-Transition Contractor	Current Lifecycle
595	2711S	Stack Gas Monitoring Station	200W	REDOX Zone	FH	PRC	Disposition
596	2712A	Pump House	200E	PUREX Zone	FH	PRC	Disposition
597	2712B	Electrical/Instrumentation Building	200E	B Plant Zone	CHG	TOC	O&M
598	2712S	Electrical/Instrumentation Building	200W	REDOX Zone	CHG	TOC	Disposition
599	2712T	Electrical/Instrumentation Building	200W	T Plant Zone	CHG	TOC	O&M
600	2712U	Electrical/Instrumentation Building	200W	U Plant Zone	CHG	TOC	Disposition
601	2712Z	Stack Sampling & Monitoring Station	200W	PBS 11	FH	PRC	O&M
602	2713W	2W Carpenter Shop	200W	T Plant Zone	FH	PRC	O&M
603	2713WB	Regulated Garage and Heavy Equipment Repair	200W	T Plant Zone	CHG	TOC	O&M
604	2713WC	Pesticide Washwater Recovery Facility	200W	T Plant Zone	FH	MSC	O&M
605	2714A	Dry Chemical Warehouse	200E	PUREX Zone	FH	PRC	Disposition
606	2714S	Contaminated Equipment Maintenance	200W	S/U Farm Zone	CHG	TOC	O&M
607	2715AW	Tank Farm Storage / Staging Facility	200E	PUREX Zone	CHG	TOC	O&M
608	2715B	Paint Storage Building	200E	B Plant Zone	FH	PRC	Disposition
609	2715EC	Paint Shop	200E	200-E Admin Zone	FH	MSC	O&M
610	2715ED	Paint Storage Facility	200E	200-E Admin Zone	FH	MSC	O&M
611	2715M	Paint Storage Building	200E	200-E Admin Zone	FH	PRC	Disposition
612	2715S	Oil Storage Building	200W	200-W Ponds Zone	FH	PRC	Disposition
613	2715T	CAM Shop	200W	T Plant Zone	FH	PRC	O&M
614	2715WA	Tank Farm Storage and Staging Facility	200W	WM Zone	CHG	TOC	O&M
615	2715Z	Oil & Solvent Storage Building	200W	PFP Zone	FH	PRC	Disposition
616	2715ZL	Oil Storage Building	200W	PFP Zone	FH	PRC	O&M
617	2716B	RM Checkout Station, RR Tunnel	200E	B Plant Zone	FH	PRC	Disposition
618	2716E	Power Maintenance Storage Building	200E	200-E Admin Zone	FH	MSC	O&M
619	2716S	Laboratory Storage	200W	REDOX Zone	CHG	TOC	O&M
620	2716T	RM Checkout Station Near Tunnel	200W	T Plant Zone	FH	PRC	O&M
621	2718E	Critical Mass Laboratory Fissile Storage Building	200E	Semi-Works Zone	FH	PRC	Transition
622	2718S	Sand Filter Sampler Monitoring Station	200W	REDOX Zone	FH	PRC	Disposition
623	2719EA	Transportation Services	200E	200-E Admin Zone	FH	MSC	O&M
624	2719WB	Modular First Aid Station	200W	T Plant Zone	FH	MSC	O&M
625	271AB	PUREX Maintenance Support Facility	200E	PUREX Zone	FH	PRC	Disposition
626	271B	B Plant Support Building	200E	B Plant Zone	FH	PRC	Disposition

Sort	Structure ID	Title	Hanford Geographic Area	Geographical Zone	Pre-Transition Contractor	Post-Transition Contractor	Current Lifecycle
627	271BA	Laundry Storage Bldg	200E	B Plant Zone	FH	PRC	Disposition
628	271CR	Service and Office Building	200E	C Farm Zone	CHG	TOC	O&M
629	271T	Office/Main Building	200W	T Plant Zone	FH	PRC	O&M
630	271U	U Plant Admin Bldg	200W	U Plant Zone	FH	PRC	Disposition
631	2721E	Patrol Headquarters (Central Alarm Facility)	200E	200-E Admin Zone	FH	MSC	O&M
632	2721EA	Fire Systems Maintenance North	200E	200-E Admin Zone	FH	MSC	O&M
633	2721Z	Emergency Generator Service Building	200W	PBS 11	FH	PRC	O&M
634	2722W	Welding Laboratory Building	200W	T Plant Zone	FH	PRC	Disposition
635	2723W	Mask Laundry and Office Building	200W	T Plant Zone	FH	PRC	Disposition
636	2724A	Rad Monitoring & Protective Clothing Bldg	200E	WTP/A Farm Zone	CHG	TOC	Transition
637	2724AB	Rad Monitoring & Protective Clothing Bldg	200E	WTP/A Farm Zone	CHG	TOC	Transition
638	2724AY	Rad Monitoring & Protective Clothing Bldg	200E	WTP/A Farm Zone	CHG	TOC	Transition
639	2724AZ	Rad Monitoring & Protective Clothing Bldg	200E	WTP/A Farm Zone	CHG	TOC	Transition
640	2724B	Rad Monitoring & Protective Clothing Bldg	200E	B Farm Zone	CHG	TOC	Transition
641	2724BX	Rad Monitoring & Protective Clothing Bldg	200E	B Farm Zone	CHG	TOC	Transition
642	2724BY	Rad Monitoring & Protective Clothing Bldg	200E	B Farm Zone	CHG	TOC	Transition
643	2724BYA	Rad Monitoring & Protective Clothing Bldg	200E	B Farm Zone	CHG	TOC	Transition
644	2724CA	Rad Monitoring & Protective Clothing Bldg	200E	C Farm Zone	CHG	TOC	Transition
645	2724SX	Rad Monitoring & Protective Clothing Bldg	200W	S/U Farm Zone	CHG	TOC	Transition
646	2724SY	Rad Monitoring & Protective Clothing Bldg	200W	S/U Farm Zone	CHG	TOC	Transition
647	2724T	Rad Monitoring & Protective Clothing Bldg	200W	T Farm Zone	CHG	TOC	Transition

Sort	Structure ID	Title	Hanford Geographic Area	Geographical Zone	Pre-Transition Contractor	Post-Transition Contractor	Current Lifecycle
648	2724TX	Rad Monitoring & Protective Clothing Bldg	200W	T Farm Zone	CHG	TOC	Transition
649	2724TXA	Rad Monitoring & Protective Clothing Bldg	200W	T Farm Zone	CHG	TOC	Transition
650	2724TXB	Rad Monitoring & Protective Clothing Bldg	200W	T Farm Zone	CHG	TOC	Transition
651	2724U	Rad Monitoring & Protective Clothing Bldg	200W	S/U Farm Zone	CHG	TOC	Transition
652	2724WB	Storage Building	200W	T Plant Zone	FH	PRC	O&M
653	2726S	Propane Storage Yard	200W	REDOX Zone	FH	PRC	Disposition
654	2727E	Safeguards and Security Offices	200E	200-E Admin Zone	FH	MSC	O&M
655	2727W	Sodium Storage Building	200W	T Plant Zone	FH	PRC	O&M
656	2727WA	Sodium Storage Building	200W	T Plant Zone	CHG	TOC	O&M
657	2727Z	Supply Storage Building	200W	PBS 11	FH	PRC	O&M
658	2728W	Dimensional Inspection Building	200W	T Plant Zone	FH	PRC	Transition
659	2729Z	Storage Building	200W	PBS 11	FH	PRC	O&M
660	272AW	Tank Farm Operations Support Facility	200E	WTP/A Farm Zone	CHG	TOC	O&M
661	272B	Electrical Maintenance Shop	200E	B Plant Zone	FH	MSC	O&M
662	272BA	Dry Material Storage Building	200E	B Plant Zone	FH	MSC	O&M
663	272BB	Insulation Shop	200E	B Plant Zone	FH	MSC	O&M
664	272E	Fabrication, Mockup Shop Building	200E	200-E Admin Zone	FH	PRC	Disposition
665	272EA	SWP Change Shelters - Two	200E	WTP/A Farm Zone	CHG	TOC	O&M
666	272HV	CSB Change Room Facility & Office Bldg	200E	CSB Zone	FH	PRC	O&M
667	272S	Maintenance Shop	200W	200-W Ponds Zone	CHG	TOC	O&M
668	272W	Machine Shop Building	200W	T Plant Zone	FH	MSC	O&M
669	272WA	Tank Farm Support Facility	200W	WM Zone	CHG	TOC	O&M
670	272W-BA	272W Boiler Annex	200W	T Plant Zone	JCI	JCI	O&M
671	2731Z	PR Can Storage Building	200W	PFP Zone	FH	PRC	Post Closure
672	2731ZA	Container Storage Building	200W	PBS 11	FH	PRC	O&M
673	2734EA	Gas Cylinder Storage Building	200E	200-E Admin Zone	FH	PRC	Disposition
674	2734S	Liquid Nitrogen Storage Facility	200W	REDOX Zone	CHG	TOC	O&M
675	2734SX	Gas Cylinder Storage Enclosure	200W	S/U Farm Zone	CHG	TOC	Disposition
676	2734Z	Gas Cylinder Storage Building	200W	PBS 11	FH	PRC	Disposition
677	2734ZA	Gas Storage	200W	PBS 11	FH	PRC	Transition

Sort	Structure ID	Title	Hanford Geographic Area	Geographical Zone	Pre-Transition Contractor	Post-Transition Contractor	Current Lifecycle
678	2734ZB	Gas Storage	200W	PBS 11	FH	PRC	Transition
679	2734ZC	Gas Storage	200W	PBS 11	FH	PRC	Disposition
680	2734ZD	Process Gas Storage	200W	PBS 11	FH	PRC	Transition
681	2734ZF	Gas Storage	200W	PFP Zone	FH	PRC	Post Closure
682	2734ZG	Gas Storage	200W	PFP Zone	FH	PRC	Post Closure
683	2734ZH	Gas Storage	200W	PFP Zone	FH	PRC	Post Closure
684	2734ZJ	Liquid Nitrogen Storage Pad & Tank	200W	PBS 11	FH	PRC	Transition
685	2734ZK	Gas Cylinder Storage	200W	PBS 11	FH	PRC	Transition
686	2734ZL	Hydrogen Fluoride Facility	200W	PBS 11	FH	PRC	Transition
687	2735Z	Chemical Storage Tanks and Catch Basin	200W	PBS 11	FH	PRC	Transition
688	2736Z	Plutonium Storage Building	200W	PBS 11	FH	PRC	O&M
689	2736ZA	Plutonium Storage Ventilation Structure	200W	PBS 11	FH	PRC	O&M
690	2736ZB	Plutonium Storage Support Facility	200W	PBS 11	FH	PRC	O&M
691	2736ZC	Cargo Restraint Transport Dock	200W	PBS 11	FH	PRC	Transition
692	2736ZD	Fuel Storage Cask Structure	200W	PBS 11	FH	PRC	O&M
693	273E	Material Storage Building	200E	200-E Admin Zone	FH	PRC	O&M
694	273EA	Storage Yard/Pad	200E	200-E Admin Zone	CHG	TOC	O&M
695	273W	Material Storage	200W	T Plant Zone	FH	PRC	O&M
696	2740W	WRAP Office Building	200W	WM Zone	FH	PRC	O&M
697	274AW	Office Building	200E	PUREX Zone	CHG	TOC	O&M
698	274E	Landlord and Maintenance Shop	200E	200-E Admin Zone	FH	MSC	O&M
699	2750E	Office Building	200E	200-E Admin Zone	CHG	TOC	O&M
700	2751E	Office Building	200E	200-E Admin Zone	FH	PRC	O&M
701	2752E	Office Building	200E	200-E Admin Zone	CHG	TOC	O&M
702	2753E	Office Building	200E	200-E Admin Zone	FH	PRC	O&M
703	2754W	200W Hanford Patrol Center	200W	T Plant Zone	FH	MSC	O&M
704	275E	Carpenter Shop Building	200E	200-E Admin Zone	FH	PRC	O&M
705	275EA	Warehouse Essential Materials	200E	PUREX Zone	FH	PRC	Disposition
706	275E-BA	275E Boiler Annex	200E	200-E Admin Zone	JCI	JCI	O&M
707	275W	Heavy Equipment Shop	200W	T Plant Zone	FH	MSC	O&M
708	276A	Cold Solvent Storage Building, R Cell	200E	PUREX Zone	FH	PRC	Disposition
709	276B	Paint Shop	200E	B Plant Zone	FH	PRC	Disposition
710	276C	Solvent Handling Bldg	200E	Semi-Works Zone	FH	PRC	Disposition

Sort	Structure ID	Title	Hanford Geographic Area	Geographical Zone	Pre-Transition Contractor	Post-Transition Contractor	Current Lifecycle
711	276S	Cold Solvent Storage & Makeup Building	200W	REDOX Zone	FH	PRC	Disposition
712	276S141	Hexone Storage Tank-Underground	200W	REDOX Zone	FH	PRC	Disposition
713	276S142	Hexone Storage Tank-Underground	200W	REDOX Zone	FH	PRC	Disposition
714	276U	Solvent Recovery Tanks	200W	U Plant Zone	FH	PRC	Disposition
715	277A	All-Craft Fabrication Shop	200E	PUREX Zone	CHG	TOC	O&M
716	277T	Blow Down Building	200W	T Plant Zone	FH	PRC	O&M
717	277W	Fabrication Shop	200W	T Plant Zone	FH	PRC	O&M
718	278AW	Tank Farm Document Control Center	200E	PUREX Zone	CHG	TOC	O&M
719	278WA	Tank Farm Document Control Center	200W	WM Zone	FH	MSC	O&M
720	279W	Sand Blasting Shop	200W	200-W Ponds Zone	CHG	TOC	O&M
721	281A	Backup Generator Facility	200E	PUREX Zone	FH	PRC	Disposition
722	282B	Water Pump House South	200E	B Plant Zone	FH	MSC	O&M
723	282BA	Water Pump House North	200E	B Plant Zone	FH	MSC	O&M
724	282E	Pump House and Reservoir	200E	200-E Admin Zone	FH	MSC	O&M
725	282EA	Water Reservoir Inlet House, North	200E	200-E Admin Zone	FH	MSC	O&M
726	282EB	Water Reservoir Inlet House, South	200E	200-E Admin Zone	FH	MSC	O&M
727	282EC	EW Booster Southwest of Fire Pump House	200E	200-E Admin Zone	FH	MSC	O&M
728	282ED	Standby Generator	200E	200-E Admin Zone	FH	MSC	O&M
729	282W	Reservoir and Pump House	200W	T Plant Zone	FH	MSC	O&M
730	282WA	Water Inlet House	200W	T Plant Zone	FH	MSC	O&M
731	282WB	Water Plant Seepage & Settling Pond	200W	T Plant Zone	FH	MSC	Disposition
732	282WC	EW Booster Southwest of Fire Pump House	200W	T Plant Zone	FH	MSC	O&M
733	282WD	Standby Generator	200W	T Plant Zone	FH	MSC	O&M
734	283E	Water Filtration Plant	200E	200-E Admin Zone	FH	MSC	O&M
735	283EA	Sanitary Water Tank	200E	200-E Admin Zone	FH	MSC	O&M
736	283E-BA	283E Building Boiler Annex	200E	200-E Admin Zone	JCI	JCI	O&M
737	283W	Water Filtration Plant	200W	T Plant Zone	FH	MSC	O&M
738	283WA	Sanitary Water Tank	200W	T Plant Zone	FH	MSC	O&M
739	283WB	Equalization Basin & Pump Station	200W	T Plant Zone	FH	MSC	O&M
740	283W-BA	283W Boiler Annex	200W	T Plant Zone	JCI	JCI	O&M
741	283WC	Solid Contact Clarifier Tank	200W	T Plant Zone	FH	MSC	O&M
742	283WD	Recycle Pump Station	200W	T Plant Zone	FH	MSC	O&M

Sort	Structure ID	Title	Hanford Geographic Area	Geographical Zone	Pre-Transition Contractor	Post-Transition Contractor	Current Lifecycle
743	283WE	Sludge Lagoons	200W	T Plant Zone	FH	MSC	O&M
744	283WF	Sample Building	200W	T Plant Zone	FH	MSC	O&M
745	284E	Power House & Steam Plant	200E	200-E Admin Zone	FH	PRC	Disposition
746	284EA	Salt Brine Storage Tank (Fiberglass)	200E	200-E Admin Zone	FH	PRC	Transition
747	284EB	Power House Filtration Building	200E	200-E Admin Zone	FH	PRC	Disposition
748	284W	Power House & Steam Plant	200W	T Plant Zone	FH	PRC	Disposition
749	284WB	Package Boiler Plant (200W)	200W	T Plant Zone	FH	PRC	Disposition
750	285W	Backflow Prevention Building	200W	WM Zone	FH	MSC	O&M
751	286W	RMW Backflow Preventer Bldg	200W	WM Zone	FH	MSC	O&M
752	287W	Reduced Pressure Backflow Assembly No. 2	200W	T Plant Zone	FH	MSC	O&M
753	289W	Reduced Pressure Backflow Assembly No 1	200W	PBS 11	FH	MSC	O&M
754	2901A	Elevated Water Storage Tank-PUREX	200E	PUREX Zone	FH	PRC	Disposition
755	2901S	Elevated Water Storage Tank-REDOX	200W	REDOX Zone	FH	PRC	Disposition
756	2901SX1	Water Storage Tank	200W	S/U Farm Zone	CHG	PRC	Transition
757	2901SX2	Water Storage Tank	200W	S/U Farm Zone	CHG	PRC	Transition
758	2901T	Export Water Line Valve Vault	600	600	FH	MSC	O&M
759	2901U	Export Water Line Valve Vault	600	600	FH	MSC	O&M
760	2901W	Export Water Line Valve Vault	600	600	FH	MSC	O&M
761	2901X	Export Water Line Valve House	600	600	FH	MSC	O&M
762	2901Y	Export Water Line Valve House	600	600	FH	MSC	O&M
763	2901Z	Export Water Line Valve House	600	600	FH	MSC	O&M
764	2902B	Elevated Water Storage Tank-B Plant	200E	B Plant Zone	FH	PRC	Disposition
765	2902E	200E Elevated Water Storage Tank	200E	200-E Admin Zone	FH	PRC	Disposition
766	2902HV80	Fire Water Storage Tank	200E	200-E Admin Zone	FH	MSC	O&M
767	2902HV82	Fire Water Pump House	200E	200-E Admin Zone	FH	MSC	O&M
768	2902HV83	RWX/SWX Manifold Shelter	200E	CSB Zone	FH	MSC	O&M
769	2902W	200W Elevated Water Storage Tank	200W	T Plant Zone	FH	PRC	Disposition
770	2904AR	Sample Monitor Building	200E	PUREX Zone	CHG	TOC	O&M
771	2904S160	Control Structure	200W	200-W Ponds Zone	FH	PRC	O&M
772	2904S170	Weir Structure	200W	REDOX Zone	FH	PRC	O&M
773	2904S171	Weir Control Structure	200W	200-W Ponds Zone	FH	PRC	O&M
774	2904S172	Weir Control Structure	200W	200-W Ponds Zone	FH	PRC	O&M
775	2904SA	Cooling Water Sampling Bldg	200W	REDOX Zone	FH	PRC	Disposition

Sort	Structure ID	Title	Hanford Geographic Area	Geographical Zone	Pre-Transition Contractor	Post-Transition Contractor	Current Lifecycle
776	2904ZA	Liquid Effluent Monitoring Station	200W	PFP Zone	FH	PRC	Post Closure
777	2904ZB	Monitoring Building	200W	PFP Zone	FH	PRC	Post Closure
778	291A	Exhaust Fan Control House, Air Filter #1 & Plenums	200E	PUREX Zone	FH	PRC	Disposition
779	291A001	Stack, 202A Main	200E	PUREX Zone	FH	PRC	Disposition
780	291AA	Filter Cell #3	200E	PUREX Zone	FH	PRC	Disposition
781	291AB	Exhaust Air Sampler House #1	200E	PUREX Zone	FH	PRC	Disposition
782	291AC	Exhaust Air Sampler House #2	200E	PUREX Zone	FH	PRC	Disposition
783	291AD	Filter Pit and Stack	200E	PUREX Zone	FH	PRC	Disposition
784	291AE	Filter Cell #4	200E	PUREX Zone	FH	PRC	Disposition
785	291AF	#2 Filter and Drain Tank	200E	PUREX Zone	FH	PRC	Disposition
786	291AG	Sample Station #2	200E	PUREX Zone	FH	PRC	Disposition
787	291AH	AOG Sample Station	200E	PUREX Zone	FH	PRC	Disposition
788	291AJ	Sample Station #3	200E	PUREX Zone	FH	PRC	Disposition
789	291AK	Tunnel Spray Enclosure with (2) Caissons	200E	PUREX Zone	FH	PRC	Disposition
790	291AR	Exhaust Air Filter Stack Bldg	200E	PUREX Zone	CHG	TOC	O&M
791	291B	Exhaust Fan Control House & Sand Filter	200E	B Plant Zone	FH	PRC	Disposition
792	291B001	Stack, 221B Main	200E	B Plant Zone	FH	PRC	Disposition
793	291BA	Exhaust Air Sample House	200E	B Plant Zone	FH	PRC	Disposition
794	291BB	Instrument Bldg - A & B Filters	200E	B Plant Zone	FH	PRC	Disposition
795	291BC	A & B Filters & C & D Filter Access Control Bldg	200E	B Plant Zone	FH	PRC	Disposition
796	291BD	C Filter and Instrument Bldg	200E	B Plant Zone	FH	PRC	Disposition
797	291BF	D Filter	200E	B Plant Zone	FH	PRC	Disposition
798	291BG	291BG Filter Vault & Instrument Bldg	200E	B Plant Zone	FH	PRC	Disposition
799	291BH	291BG Filter Plug Cover	200E	B Plant Zone	FH	PRC	Disposition
800	291BJ	B Plant Instrument Bldg - F Filter	200E	B Plant Zone	FH	PRC	Disposition
801	291BK	Instrument Bldg - E & F Filters	200E	B Plant Zone	FH	PRC	Disposition
802	291CR	244CR Vault Ventilation System	200E	C Farm Zone	CHG	TOC	Transition
803	291S	Exhaust Fan Control House, Sand Filter & Exhaust Plenums	200W	REDOX Zone	FH	PRC	Disposition
804	291S001	Stack (202S Main)	200W	REDOX Zone	FH	PRC	Disposition

Sort	Structure ID	Title	Hanford Geographic Area	Geographical Zone	Pre-Transition Contractor	Post-Transition Contractor	Current Lifecycle
805	291T	Exhaust Fan, Control House, Sand Filter and Plenum	200W	T Plant Zone	FH	PRC	O&M
806	291T001	Stack, 221T Main	200W	T Plant Zone	FH	PRC	Disposition
807	291U	Exhaust Fan Control House, Sand Filter, Blower Pit & Sample House	200W	U Plant Zone	FH	PRC	Disposition
808	291U001	Exhaust Air Stack (221 Main)	200W	U Plant Zone	FH	PRC	Disposition
809	291Z	Ventilation Exhaust Fan House	200W	PBS 11	FH	PRC	O&M
810	291Z001	Main Exhaust Air Stack (234-5Z, 236Z, 242Z)	200W	PBS 11	FH	PRC	O&M
811	292AA	PR Stack Sample House	200E	PUREX Zone	FH	PRC	Disposition
812	292AB	PUREX Gases Effluent Monitoring Bldg	200E	PUREX Zone	FH	PRC	Disposition
813	292AR	244AR Vent System Bldg & Vault	200E	PUREX Zone	CHG	TOC	O&M
814	292B	Stack Monitor Station	200E	B Plant Zone	FH	PRC	Disposition
815	292S	Jet Pit House	200W	REDOX Zone	FH	PRC	Disposition
816	292T	Building Laboratory	200W	T Plant Zone	FH	PRC	O&M
817	292U	Stack Monitoring Station	200W	U Plant Zone	FH	PRC	Disposition
818	293A	Off Gas Treatment Facility	200E	PUREX Zone	FH	PRC	Disposition
819	293S	Acid Recovery & Off Gas Treatment Facility	200W	REDOX Zone	FH	PRC	Disposition
820	294A	Off Gas Treatment and Monitoring Station	200E	PUREX Zone	FH	PRC	Disposition
821	294B	Backflow Preventer Building	200E	B Plant Zone	FH	PRC	O&M
822	295A	ASD Monitoring/Sample Station	200E	PUREX Zone	FH	PRC	Disposition
823	295AA	SCD Sample and Pumpout Station	200E	PUREX Zone	FH	PRC	Disposition
824	295AB	PDD Sample Station	200E	PUREX Zone	FH	PRC	Disposition
825	295AC	CSL Sample Station	200E	PUREX Zone	FH	PRC	Disposition
826	295AD	SWL Sample Station	200E	PUREX Zone	FH	PRC	Disposition
827	295AE	PDD Monitoring Bldg	200E	PUREX Zone	FH	PRC	Disposition
828	295AZ	ASD Monitoring/Sampling Caisson	200E	PUREX Zone	FH	PRC	Disposition
829	296A008	Stack, PUREX Plant Pipe, Operating Gallery, and White Room Exhaust	200E	PUREX Zone	FH	PRC	Disposition
830	296A010	Stack, Storage Tunnel No. 2	200E	PUREX Zone	FH	PRC	Transition
831	296A012	Stack, 244AR Vault Vessel Ventilation	200E	PUREX Zone	CHG	TOC	O&M
832	296A013	Stack, 244AR Vault Canyon/Cells Ventilation	200E	PUREX Zone	CHG	TOC	O&M

Sort	Structure ID	Title	Hanford Geographic Area	Geographical Zone	Pre-Transition Contractor	Post-Transition Contractor	Current Lifecycle
833	296A018	Stack, 241AY101 Tank Annulus Ventilation	200E	WTP/A Farm Zone	CHG	TOC	O&M
834	296A019	Stack, 241AY102 Tank Annulus Ventilation	200E	WTP/A Farm Zone	CHG	TOC	O&M
835	296A020	Stack, 241AZ Tank Annuli Exhaust	200E	WTP/A Farm Zone	CHG	TOC	O&M
836	296A021	Stack, 242A Evaporator Bldg Ventilation	200E	WTP/A Farm Zone	CHG	TOC	O&M
837	296A022	Stack, 242A Evaporator Vessel Ventilation	200E	WTP/A Farm Zone	CHG	TOC	O&M
838	296A027	AW Tank Farm Primary Tank Ventilation	200E	WTP/A Farm Zone	CHG	TOC	O&M
839	296A028	Stack, AW Tank Farm Annulus Ventilation	200E	WTP/A Farm Zone	CHG	TOC	O&M
840	296A029	Stack, AN Tank Farm Primary Tank Ventilation	200E	WTP/A Farm Zone	CHG	TOC	O&M
841	296A030	Stack, AN Tank Farm Annulus Ventilation	200E	WTP/A Farm Zone	CHG	TOC	O&M
842	296A040	Stack, AP Tank Farm Primary Tank Ventilation	200E	WTP/A Farm Zone	CHG	TOC	O&M
843	296A041	Stack, AP Tank Farm Annulus Ventilation	200E	WTP/A Farm Zone	CHG	TOC	O&M
844	296A044	Stack, AN Tank Farm Exhauster	200E	WTP/A Farm Zone	CHG	TOC	O&M
845	296A045	Stack, AN Tank Farm Exhauster	200E	WTP/A Farm Zone	CHG	TOC	O&M
846	296B002	Filter Vault Passive Vent Stack	200E	B Plant Zone	FH	PRC	O&M
847	296B010	WESF Stack Exhaust	200E	B Plant Zone	FH	PRC	Disposition
848	296B013	Stack, 221BF Condensate Effluent Discharge Facility Ventilation	200E	B Plant Zone	FH	PRC	Disposition
849	296C005	244CR Vault Ventilation System Stack	200E	C Farm Zone	CHG	TOC	Transition
850	296C006	Exhaust Stack for Tank 241C106	200E	C Farm Zone	CHG	TOC	O&M
851	296C007	Exhaust Stack -Tank 241C103 Vapor Mix System	200E	C Farm Zone	CHG	TOC	O&M
852	296E001	Stack Effluent Treatment Exhaust (2025E)	200E	ETF Zone	FH	PRC	O&M
853	296G001	Stack, TGF (Grout) Air Filtration Module	200E	WTP/A Farm Zone	CHG	PRC	Transition

Sort	Structure ID	Title	Hanford Geographic Area	Geographical Zone	Pre-Transition Contractor	Post-Transition Contractor	Current Lifecycle
854	296G1	TGE HVAC Exhaust Stack	200E	WTP/A Farm Zone	CHG	PRC	Transition
855	296H212	Canister Storage Building Main Stack	200E	CSB Zone	FH	PRC	O&M
856	296K105	Air Sparging Vent 105KW Basin	100K	100K	FH	PRC	Transition
857	296K142	Cold Vacuum Drying Facility Main Stack	100K	100K	FH	PRC	O&M
858	296P017	Portable Exhauster For Tanks 241A104/105/106	200E	WTP/A Farm Zone	CHG	TOC	O&M
859	296P022	Stack, 241SY Tank Farm Annulus Ventilation	200W	S/U Farm Zone	CHG	TOC	O&M
860	296P023	Stack, 241SY Tank Farm Primary Tank Ventilation	200W	S/U Farm Zone	CHG	TOC	O&M
861	296P026	Stack, 241AY/AZ Primary Tank Backup Vent, 296A17	200E	WTP/A Farm Zone	CHG	TOC	O&M
862	296P028	Stack, 241SY Primary Tank Backup Vent, 296P23	200W	S/U Farm Zone	CHG	TOC	O&M
863	296S012	Stack	200W	REDOX Zone	FH	PRC	Disposition
864	296S015	Stack, 241SX107-112 & 241SX114 Ventilation	200W	S/U Farm Zone	CHG	TOC	Transition
865	296S016	Stack, 219S Bldg Vault & Waste Tanks Exhaust	200W	REDOX Zone	CHG	TOC	O&M
866	296S018	Stack, 242S Evaporator Bldg Ventilation	200W	S/U Farm Zone	CHG	TOC	O&M
867	296S021	Stack, 222S Filter House Exhaust Stack	200W	REDOX Zone	CHG	TOC	O&M
868	296S25	Stack, 241SY Primary Ventilation System	200W	S/U Farm Zone	CHG	TOC	O&M
869	296Z003	Stack, 241Z Vault Sump Exhaust	200W	PBS 11	FH	PRC	O&M
870	296Z015	Exhaust Stack for 243Z Building	200W	PBS 11	FH	PRC	O&M
871	3020	Environmental Molecular Sciences Laboratory	300	300	PNNL	PNNL	O&M
872	306E-BA	Boiler Annex	300	300	JCI	JCI	O&M
873	306W	Materials Development Laboratory	300	300	WCH	RCCC	O&M
874	307	300 Area Process Sewer Retention Basins	300	300	FH	PRC	O&M
875	308	Fuels Development Laboratory	300	300	WCH	RCCC	O&M

Sort	Structure ID	Title	Hanford Geographic Area	Geographical Zone	Pre-Transition Contractor	Post-Transition Contractor	Current Lifecycle
876	308A	Fuels Development Laboratory	300	300	WCH	RCCC	Disposition
877	309	Plutonium Recycle Test Reactor - Offices - Shop	300	300	WCH	RCCC	O&M
878	310	Treated Effluent Disposal Facility	300	300	FH	PRC	O&M
879	310S	Drum Storage Area at 300 TEDF	300	300	FH	PRC	O&M
880	310T1	Equalization Tank T1-TEDF	300	300	FH	PRC	O&M
881	310T1A	Equalization Tank T1A at TEDF	300	300	FH	PRC	O&M
882	310T2	Diversion Tank T2 - TEDF	300	300	FH	PRC	O&M
883	310T3	Diversion Tank T3 - TEDF	300	300	FH	PRC	O&M
884	310T7A	Clarifier T7A - TEDF	300	300	FH	PRC	O&M
885	310T7B	Clarifier T7B - TEDF	300	300	FH	PRC	O&M
886	310V	Valve Vault TEDF	300	300	FH	PRC	O&M
887	312	River Pumping Station	300	300	WCH	PNNL	O&M
888	3128	Gas Bottle Storage E of 328	300	300	WCH	RCCC	Transition
889	315	Filter Water Plant Building	300	300	WCH	RCCC	Transition
890	315A	Chlorinator/Injection Building	300	300	WCH	RCCC	Transition
891	315B	Chlorine Storage Building	300	300	WCH	RCCC	Transition
892	315C	Backwash Sedimentation Pond	300	300	WCH	RCCC	Transition
893	315D	Backwash Recycle Lift Station	300	300	WCH	RCCC	Transition
894	318	High Temperature Lattice Test Reactor (HTLTR) & Radiological Calibrations & Development Laboratory	300	300	PNNL	PNNL	O&M
895	318B	High Temperature Lattice Test Reactor (HTLTR) Stack	300	300	PNNL	PNNL	O&M
896	318-BA	318 Boiler Annex	300	300	JCI	JCI	O&M
897	318C	HTLTR Filter Pit & Underground Duct	300	300	PNNL	PNNL	O&M
898	320	Physical Sciences Laboratory	300	300	PNNL	PNNL	O&M
899	320-BA	320 Boiler Annex	300	300	JCI	JCI	O&M
900	321	Hydromechanical / Seismic Facility	300	300	WCH	RCCC	Transition
901	321B	Hydromechanical / Seismic (Part of 321 Bldg)	300	300	WCH	RCCC	Transition
902	321C	Core Pump Shelter (Part of 321 Bldg)	300	300	WCH	RCCC	Transition
903	321D	Seismic Testing Facility	300	300	WCH	RCCC	Transition
904	3220	Telephone Exchange Building	300	300	FH	MSC	O&M
905	323	Mechanical Properties Laboratory	300	300	WCH	RCCC	O&M

Sort	Structure ID	Title	Hanford Geographic Area	Geographical Zone	Pre-Transition Contractor	Post-Transition Contractor	Current Lifecycle
906	323-BA	323 Boiler Annex	300	300	JCI	JCI	O&M
907	324	Waste Technology Engineering Laboratory	300	300	WCH	RCCC	Transition
908	324A	Chemical Engineering Bldg	300	300	WCH	RCCC	Transition
909	324B	Chemical Engineering Lab Exhaust Stack	300	300	WCH	RCCC	Transition
910	324-BA	Boiler Annex	300	300	JCI	JCI	O&M
911	324C	Experimental Lithium Enclosure	300	300	WCH	RCCC	O&M
912	324D	Exhaust Stack Sampling Building	300	300	WCH	RCCC	Transition
913	324S	Concrete Basin	300	300	WCH	RCCC	Transition
914	325	Radiochemical Processing Laboratory	300	300	PNNL	PNNL	O&M
915	325A	Cesium Recovery Facility	300	300	PNNL	PNNL	O&M
916	325B	Shielded Lab Annex	300	300	PNNL	PNNL	O&M
917	325-BA	Boiler Annex	300	300	JCI	JCI	O&M
918	325C	Maintenance Shop Addition	300	300	PNNL	PNNL	O&M
919	325D	Fluorine Gas Storage	300	300	PNNL	PNNL	O&M
920	325E	Fire Riser/Backflow Preventer Building	300	300	PNNL	PNNL	O&M
921	326	Material Science Laboratory	300	300	PNNL	RCCC	O&M
922	326-BA	326 Boiler Annex	300	300	JCI	JCI	O&M
923	327	Post-irradiation Testing Laboratory	300	300	WCH	RCCC	Transition
924	327-BA	327 Boiler Annex	300	300	JCI	JCI	O&M
925	328	Engineering Services & Safety Building	300	300	WCH	RCCC	O&M
926	328A	Sheet Metal Shop	300	300	WCH	RCCC	O&M
927	328-BA	328 Boiler Annex	300	300	JCI	JCI	O&M
928	329	Chemical Sciences Laboratory	300	300	PNNL	RCCC	O&M
929	331	Life Sciences Laboratory	300	300	PNNL	RCCC	O&M
930	331-BA	331 Boiler Annex	300	300	JCI	JCI	O&M
931	331C	Animal Care Facility Storage Building	300	300	PNNL	RCCC	O&M
932	331D	Biomagnetic Effects Laboratory	300	300	PNNL	RCCC	O&M
933	331G	Interim Tissue Repository	300	300	PNNL	RCCC	O&M
934	331H	Aerosol Wind Tunnel Research Facility	300	300	PNNL	RCCC	O&M
935	332	Packaging Test Facility	300	300	WCH	RCCC	O&M
936	335	Sodium Test Facility	300	300	WCH	RCCC	O&M
937	336	High Bay Testing Facility	300	300	PNNL	RCCC	O&M
938	337	Technical Management Center	300	300	WCH	RCCC	Transition

Sort	Structure ID	Title	Hanford Geographic Area	Geographical Zone	Pre-Transition Contractor	Post-Transition Contractor	Current Lifecycle
939	337B	337 Bldg High-Bay & Service Wing	300	300	WCH	RCCC	Transition
940	337-BA	337 Boiler Annex	300	300	JCI	JCI	O&M
941	338	Maintenance Building	300	300	PNNL	RCCC	O&M
942	339A	Computer Facility	300	300	WCH	MSC	O&M
943	340	Waste Neutralization Facility.	300	300	FH	PRC	O&M
944	340A	Waste Retention Building	300	300	FH	PRC	O&M
945	340B	Waste Loadout Building	300	300	FH	PRC	O&M
946	342	Waste Collection Sump 1	300	300	FH	PRC	O&M
947	342A	300 TEDF Electrical / Instrumentation Building	300	300	FH	PRC	O&M
948	342B	Transformer Pad / Vault - TEDF	300	300	FH	PRC	O&M
949	342C	Generator Pad - TEDF Sump	300	300	FH	PRC	O&M
950	350	Plant Operations and Maintenance Facility	300	300	PNNL	RCCC	O&M
951	3503A	Electrical Cable Pit No. 2	300	300	WCH	RCCC	O&M
952	3503B	Electrical Cable Pit No. 3	300	300	WCH	RCCC	O&M
953	3506C	Telecommunications Hub	300	300	WCH	MSC	O&M
954	3507	Microwave Tower and Building	300	300	WCH	MSC	O&M
955	350A	Paint Shop	300	300	PNNL	RCCC	O&M
956	350B	Warehouse - Maintenance Materials	300	300	PNNL	RCCC	O&M
957	350C	Storage Building	300	300	PNNL	RCCC	O&M
958	350D	Oil Storage Facility	300	300	PNNL	RCCC	O&M
959	351	Substation, 115kV	300	300	FH	RCCC	O&M
960	351A	Meter Testing and Switchgear Facility	300	300	FH	RCCC	O&M
961	351B	Meter and Testing Building	300	300	FH	RCCC	O&M
962	352E	Switch Station East Side	300	300	FH	RCCC	O&M
963	352F	Electrical Substation 13.8kV	300	300	FH	RCCC	O&M
964	361	CTBT Equipment Shelter	300	300	PNNL	RCCC	O&M
965	3614A	River Monitoring Station	300	300	PNNL	RCCC	Transition
966	3621-66	Tank Petroleum (Diesel)	300	300	WCH	RCCC	Transition
967	3621BC	Emergency Generator Building	300	300	WCH	RCCC	O&M
968	3621D	Emergency Generator Building & Shop	300	300	WCH	RCCC	O&M
969	3705-BA	3705 Boiler Annex	300	300	JCI	JCI	Transition
970	3706	Communication and Documentation Services Bldg	300	300	WCH	RCCC	Transition

Sort	Structure ID	Title	Hanford Geographic Area	Geographical Zone	Pre-Transition Contractor	Post-Transition Contractor	Current Lifecycle
971	3706A	Ventilation Equipment Room for 3706 Bldg	300	300	WCH	RCCC	Disposition
972	3706-BA	3706 Boiler Annex	300	300	JCI	JCI	Transition
973	3707F	Radiation Monitoring Bldg	300	300	FH	PRC	O&M
974	3707H	Change House	300	300	WCH	RCCC	Disposition
975	3709	Paint Shop	300	300	WCH	RCCC	O&M
976	3709A	Fire Station	300	300	FH	MSC	O&M
977	3709B	Fire Equipment Storage	300	300	FH	MSC	O&M
978	3714	Soil & Cement Laboratory	300	300	WCH	RCCC	Disposition
979	3717C	Materials Archive Building	300	300	WCH	RCCC	Transition
980	3718	Office & Storage Building	300	300	JCI	JCI	O&M
981	3718A	Laboratory Equipment Central Pool Bldg	300	300	WCH	RCCC	Transition
982	3718B	Laboratory Equipment Central Pool Bldg	300	300	WCH	RCCC	Transition
983	3718C	Storage Building	300	300	WCH	RCCC	O&M
984	3718E	Laboratory Equipment Central Pool Storage Bldg	300	300	WCH	RCCC	Transition
985	3718G	Laboratory Equipment Central Pool Storage Bldg	300	300	WCH	RCCC	Transition
986	3718M	Sodium Storage Facility	300	300	WCH	RCCC	Transition
987	3718N	Insulation Shop	300	300	WCH	RCCC	O&M
988	3718P	Storage Building - Environmental	300	300	PNNL	RCCC	O&M
989	3718S	Laboratory Equipment Central Pool	300	300	WCH	RCCC	Transition
990	3719	Computer Facility	300	300	WCH	RCCC	O&M
991	3720	Environmental Sciences Laboratory	300	300	WCH	RCCC	Transition
992	3720-BA	3720 Boiler Annex	300	300	JCI	JCI	O&M
993	3721	Classified Shredder Facility	300	300	WCH	RCCC	O&M
994	3723	Solvent / Acid Storage	300	300	WCH	RCCC	Transition
995	3727	Classified Vault	300	300	WCH	RCCC	Disposition
996	3728	Geotechnical Highbay	300	300	WCH	RCCC	O&M
997	3730	Gamma Irradiation Facility	300	300	PNNL	RCCC	O&M
998	3731	Laboratory Equipment Central Pool	300	300	WCH	RCCC	Transition
999	3731A	Graphite Machine Shop	300	300	WCH	RCCC	Transition

Sort	Structure ID	Title	Hanford Geographic Area	Geographical Zone	Pre-Transition Contractor	Post-Transition Contractor	Current Lifecycle
1000	3745	Radiological Calibrations and Standards	300	300	WCH	RCCC	Transition
1001	3745A	Electron Accelerator Facility	300	300	WCH	RCCC	Disposition
1002	3745B	Positive Ion Accelerator Facility	300	300	WCH	RCCC	Transition
1003	3746	Irradiation Physics Building	300	300	WCH	RCCC	Transition
1004	3746A	Radiological Physics Lab	300	300	WCH	RCCC	Transition
1005	3760	Technical Library	300	300	PNNL	RCCC	O&M
1006	3766	Office Building	300	300	WCH	RCCC	Transition
1007	3790	Security Office Building	300	300	WCH	MSC	O&M
1008	3802A	Steam PRV Station	300	300	WCH	RCCC	Transition
1009	382	Pump House Building	300	300	WCH	RCCC	O&M
1010	382B	Fire Pump Station	300	300	WCH	RCCC	O&M
1011	382-BA	382 Boiler Annex	300	300	JCI	JCI	O&M
1012	382C	Sanitary Water Storage Tank	300	300	WCH	RCCC	O&M
1013	382D	Sanitary Water Storage Tank	300	300	WCH	RCCC	O&M
1014	384	Powerhouse Building	300	300	WCH	RCCC	Transition
1015	3906	Process Sewer Lift Station	300	300	FH	PRC	O&M
1016	3906A	Sanitary Sewer Lift Station #1	300	300	WCH	RCCC	O&M
1017	3906B	Sanitary Sewer Lift Station #2	300	300	WCH	RCCC	O&M
1018	3906C	Sanitary Sewer Monitoring Station	300	300	WCH	RCCC	O&M
1019	402	Sodium Storage Facility	400	FFTF Zone	FH	PRC	O&M
1020	403	Fuel Storage Facility	400	FFTF Zone	FH	PRC	Transition
1021	405	FFTF Reactor Containment Building	400	FFTF Zone	FH	PRC	Transition
1022	408A	Main Heat Dump, East	400	FFTF Zone	FH	PRC	Transition
1023	408B	Main Heat Dump, South	400	FFTF Zone	FH	PRC	Transition
1024	408C	Main Heat Dump, West	400	FFTF Zone	FH	PRC	Transition
1025	409A	Closed Loop Heat Dump, East #1	400	FFTF Zone	FH	PRC	Transition
1026	409B	Closed Loop Heat Dump, East #2	400	FFTF Zone	FH	PRC	Transition
1027	4220	Telephone Exchange Bldg	400	FFTF Zone	WCH	MSC	O&M
1028	4221	HLAN Fiber Hub	400	FFTF Zone	WCH	MSC	O&M
1029	427	Fuels and Materials Examination Facility (FMEF)	400	FFTF Zone	FH	PRC	Transition
1030	427A	Argon / Hydrogen Mixing Bldg	400	FFTF Zone	FH	PRC	Transition
1031	432A	ISA Covered Equipment Storage	400	FFTF Zone	FH	PRC	O&M
1032	436	Training Facility	400	FFTF Zone	FH	PRC	O&M

Sort	Structure ID	Title	Hanford Geographic Area	Geographical Zone	Pre-Transition Contractor	Post-Transition Contractor	Current Lifecycle
1033	437	Maintenance & Storage Facility (MASF)	400	FFTF Zone	FH	PRC	O&M
1034	440	90-day Covered Storage Pad	400	FFTF Zone	FH	PRC	O&M
1035	451A	FFTF Substation, 115/13.8kV	400	FFTF Zone	FH	MSC	O&M
1036	451B	FFTF Substation, 115/13.8kV	400	FFTF Zone	FH	MSC	O&M
1037	453A	Transformer Station, East DHX A1 2.4kV	400	FFTF Zone	FH	PRC	Transition
1038	453B	Transformer Station, South DHX A2 2.4kV	400	FFTF Zone	FH	PRC	Transition
1039	453C	Transformer Station, West DHX A3 2.4kV	400	FFTF Zone	FH	PRC	Transition
1040	4607	Septic Tank (60,000 gal)	400	FFTF Zone	FH	PRC	Disposition
1041	4608B	Control Structure & Process Sewer Sampling Station	400	FFTF Zone	FH	PRC	O&M
1042	4621E	Auxiliary Equipment Building, East	400	FFTF Zone	FH	PRC	Transition
1043	4621W	Auxiliary Equipment Building, West	400	FFTF Zone	FH	PRC	Transition
1044	4701A	Guard Station, Kentucky Blvd	400	FFTF Zone	FH	PRC	O&M
1045	4701B	Former Guard Station, Grant Ave	400	FFTF Zone	WCH	RCCC	Transition
1046	4701C	FMEF Gate Bldg, Hayes Street	400	FFTF Zone	WCH	RCCC	Transition
1047	4702	Office Building	400	FFTF Zone	WCH	RCCC	Transition
1048	4703	FFTF Control Building	400	FFTF Zone	FH	PRC	Transition
1049	4704N	Security Maintenance Shop	400	FFTF Zone	FH	PRC	O&M
1050	4704S	400 Area Fire Station	400	FFTF Zone	FH	MSC	O&M
1051	4706	Office Building	400	FFTF Zone	WCH	RCCC	Transition
1052	4707	400 Area Site Support Office	400	FFTF Zone	WCH	RCCC	O&M
1053	4710	FFTF Office Bldg	400	FFTF Zone	FH	PRC	O&M
1054	4713A	Riggers & Drivers Operations Facility	400	FFTF Zone	FH	PRC	O&M
1055	4713B	FFTF Maintenance Shop	400	FFTF Zone	FH	PRC	O&M
1056	4713C	Contaminated Storage Warehouse	400	FFTF Zone	FH	PRC	O&M
1057	4713D	Interim Maintenance and Storage Facility	400	FFTF Zone	FH	PRC	O&M
1058	4716	FFTF Rigging Loft	400	FFTF Zone	FH	PRC	Transition
1059	4717	Reactor Service Building	400	FFTF Zone	FH	PRC	Transition
1060	4718	400 Area Interim Storage Area Pad	400	FFTF Zone	FH	PRC	O&M
1061	4719	Patrol Annex	400	FFTF Zone	WCH	RCCC	O&M

Sort	Structure ID	Title	Hanford Geographic Area	Geographical Zone	Pre-Transition Contractor	Post-Transition Contractor	Current Lifecycle
1062	4721	FFTF Emergency Generator Building	400	FFTF Zone	FH	PRC	Transition
1063	4722B	Riggers Shop	400	FFTF Zone	WCH	RCCC	O&M
1064	4722C	Painters Shop	400	FFTF Zone	WCH	RCCC	O&M
1065	4726	Riggers Supply Storage Bldg	400	FFTF Zone	WCH	RCCC	O&M
1066	4727	Maintenance Flammable Storage Building	400	FFTF Zone	WCH	RCCC	O&M
1067	4732A	Warehouse	400	FFTF Zone	WCH	RCCC	O&M
1068	4732B	Warehouse	400	FFTF Zone	WCH	RCCC	O&M
1069	4732C	Warehouse	400	FFTF Zone	WCH	RCCC	O&M
1070	4734A	FFTF Argon/Nitrogen DEWAR Pad	400	FFTF Zone	FH	PRC	Transition
1071	4734B	Recycle Center	400	FFTF Zone	WCH	RCCC	O&M
1072	4734C	Vehicle Maintenance Shop	400	FFTF Zone	WCH	RCCC	O&M
1073	4734D	Warehouse	400	FFTF Zone	WCH	RCCC	O&M
1074	4760	Construction Shop	400	FFTF Zone	WCH	RCCC	O&M
1075	4790	Patrol Headquarters Building	400	FFTF Zone	WCH	RCCC	O&M
1076	4790A	Microwave Tower Storage	400	FFTF Zone	WCH	MSC	O&M
1077	4791TC	Warehouse (General Storage)	400	FFTF Zone	WCH	RCCC	O&M
1078	4802	Office / Warehouse	400	FFTF Zone	WCH	RCCC	O&M
1079	480A	Water Supply Well House (P-14)	400	FFTF Zone	FH	PRC	O&M
1080	480B	Water Supply Well House (P-15)	400	FFTF Zone	FH	PRC	O&M
1081	480D	Water Supply Well House (P-16)	400	FFTF Zone	FH	PRC	O&M
1082	481	Water Pump House	400	FFTF Zone	FH	PRC	O&M
1083	4814	Warehouse	400	FFTF Zone	WCH	RCCC	O&M
1084	481A	Water Pump House	400	FFTF Zone	FH	PRC	O&M
1085	482A	Water Storage Tank (T-58)	400	FFTF Zone	FH	PRC	O&M
1086	482B	Water Storage Tank (T-87)	400	FFTF Zone	FH	PRC	O&M
1087	482C	Water Storage Tank (T-330)	400	FFTF Zone	FH	PRC	O&M
1088	483	Cooling Towers Chemical Addition Bldg	400	FFTF Zone	FH	PRC	Transition
1089	4831	Flammable Storage	400	FFTF Zone	WCH	RCCC	O&M
1090	483A	FMEF Cooling Tower	400	FFTF Zone	FH	PRC	O&M
1091	483B	FMEF Water Treatment Building	400	FFTF Zone	FH	PRC	O&M
1092	484	FFTF In-Containment Chiller Water Equipment Bldg	400	FFTF Zone	FH	PRC	Transition
1093	4842A	451B Electrical Substation - Switchgear	400	FFTF Zone	FH	MSC	O&M

Sort	Structure ID	Title	Hanford Geographic Area	Geographical Zone	Pre-Transition Contractor	Post-Transition Contractor	Current Lifecycle
1094	4842B	Switchgear Bldg for Pump Houses	400	FFTF Zone	FH	PRC	O&M
1095	4843	Interim Solid Sanitary Waste Transfer Facility	400	FFTF Zone	WCH	RCCC	O&M
1096	4852	Gas Bottle Storage-FMEF	400	FFTF Zone	FH	PRC	O&M
1097	4862	FMEF Office Wing	400	FFTF Zone	FH	PRC	O&M
1098	491E	HTS Service Building, East	400	FFTF Zone	FH	PRC	Transition
1099	491S	HTS Service Building, South	400	FFTF Zone	FH	PRC	Transition
1100	491W	HTS Service Building, West	400	FFTF Zone	FH	PRC	Transition
1101	506B	Telephone Storage Building	600	ERDF Zone	FH	MSC	Disposition
1102	506BA	Telecommunications Facility North	600	ERDF Zone	FH	MSC	O&M
1103	6004KW	100KW Pump and Treat Process Facility	600	600	FH	PRC	O&M
1104	600G	Central Landfill Lysimeter	600	NRDWL/BC Zone	PNNL	PRC	Disposition
1105	6010	Emergency Vehicle Operations Course (EVOC)	600	600	FH	MSC	O&M
1106	604A	Yakima Barricade Patrol Sentry House	600	600	FH	MSC	O&M
1107	607	Storage Shed	600	ERDF Zone	FH	MSC	Disposition
1108	609	Central Fire Station - 100 Areas	600	600	FH	MSC	O&M
1109	6091	HAMMER - Administration Building	600	600	FH	MSC	O&M
1110	6092	HAMMER - Training Support Building	600	600	FH	MSC	O&M
1111	6092A	HAMMER - Training Tower Structure	600	600	FH	MSC	O&M
1112	6092B	HAMMER - Burn Structure Prop	600	600	FH	MSC	O&M
1113	6092C	HAMMER - HAZMAT Pad	600	600	FH	MSC	O&M
1114	6092D	HAMMER - Pipeline Pad	600	600	FH	MSC	O&M
1115	6092E	HAMMER - 90 Day Storage Pad	600	600	FH	MSC	O&M
1116	6092F	HAMMER - LPG Burn Pad	600	600	FH	MSC	O&M
1117	6092G	HAMMER - Flammable Liquid Burn Pad	600	600	FH	MSC	O&M
1118	6092H	HAMMER - Comfort Station	600	600	FH	MSC	O&M
1119	6092I	HAMMER - Pump House	600	600	FH	MSC	O&M
1120	6092J	HAMMER - Confined Space/Fall Protection Pad	600	600	FH	MSC	O&M
1121	6092K	HAMMER - Waste Tank Prop	600	600	FH	MSC	O&M
1122	6092L	HAMMER - Tanks Prop Pad	600	600	FH	MSC	O&M
1123	6092M	HAMMER - Rail Tank Prop	600	600	FH	MSC	O&M

Sort	Structure ID	Title	Hanford Geographic Area	Geographical Zone	Pre-Transition Contractor	Post-Transition Contractor	Current Lifecycle
1124	6092N	HAMMER - LPG Gas Storage Pad	600	600	FH	MSC	O&M
1125	6092O	HAMMER - Rail/Truck Tank Burn Pad	600	600	FH	MSC	O&M
1126	6092P	HAMMER - SCBA Search & Rescue Training Pad	600	600	FH	MSC	O&M
1127	6092Q	HAMMER - Trench Prop	600	600	FH	MSC	O&M
1128	6092R	HAMMER - Crane & Rigging Training Pad	600	600	FH	MSC	O&M
1129	6092S	HAMMER - Dept of State Port of Entry Training Facility	600	600	FH	MSC	O&M
1130	6092U	HAMMER - Vehicle Burn Prop	600	600	FH	MSC	O&M
1131	6092V	HAMMER - Tactical Maze Training Bldg	600	600	FH	MSC	O&M
1132	6093	HAMMER - Storage Building	600	600	FH	MSC	O&M
1133	6094	HAMMER - Training Support Building (TSB) Annex	600	600	FH	MSC	O&M
1134	6095	Simulator Training Building	600	600	BNI	WTP	O&M
1135	609A	Fire Station - 200 Areas	600	ERDF Zone	FH	MSC	O&M
1136	609D	Fire Department Training Tower	600	ERDF Zone	FH	MSC	O&M
1137	609G	Fire Alarm and Testing Office Facility	600	ERDF Zone	FH	MSC	O&M
1138	609H	Emergency Vehicle Storage Facility	600	ERDF Zone	FH	MSC	O&M
1139	609J	Breathing Air Facility	600	ERDF Zone	FH	MSC	O&M
1140	609K	Fire Station Storage Building	600	ERDF Zone	FH	MSC	O&M
1141	610	Office Chlorinator Storage Shelter Near 609 Bldg	600	ERDF Zone	FH	MSC	O&M
1142	611	Cold Test Facility Warehouse	600	600	CHG	TOC	O&M
1143	613	Storage Shelter	600	600	FH	PRC	Transition
1144	614	Monitor Station	600	600	PNNL	PNNL	Transition
1145	614A1	Water Sampling Station	600	600	FH	MSC	O&M
1146	614B1	Water Sampling Station	600	600	FH	MSC	O&M
1147	616	Nonradioactive Dangerous Waste Storage Facility	600	ERDF Zone	CHG	TOC	O&M
1148	616A	State Approved Land Disposal Structure (SALDS)	600	600	FH	PRC	O&M
1149	620	Tank Waste Retrieval Pit & Caisson	600	ERDF Zone	CHG	TOC	O&M
1150	622	Meteorology Tower	600	ERDF Zone	PNNL	PNNL	O&M

Sort	Structure ID	Title	Hanford Geographic Area	Geographical Zone	Pre-Transition Contractor	Post-Transition Contractor	Current Lifecycle
1151	6221NA	6221N Tower Building	600	600	PNNL	PNNL	O&M
1152	6223A	6223 Tower Building	600	600	PNNL	PNNL	O&M
1153	6224A	6224 Tower Building	600	600	WCH	RCCC	O&M
1154	622A	Elevator Control Building	600	ERDF Zone	PNNL	PNNL	O&M
1155	622B	Pilot Balloon Release Building	600	ERDF Zone	PNNL	PNNL	O&M
1156	622C	Environmental Support Storage Building	600	ERDF Zone	PNNL	PNNL	O&M
1157	622D	Environmental Support Storage Building	600	ERDF Zone	FH	MSC	Disposition
1158	622F	Environmental Support Field Office Bldg	600	ERDF Zone	FH	MSC	O&M
1159	622G	Atmosphere Science Annex	600	ERDF Zone	FH	MSC	Disposition
1160	622R	Meteorology Lab	600	ERDF Zone	PNNL	PNNL	O&M
1161	622S	Field Lysimeter Test Facility (see notes)	600	ERDF Zone	PNNL	PNNL	Disposition
1162	623	Seismic Relay Building	600	600	FH	MSC	O&M
1163	6230A	B & C Dopplers At 622R Facility AKA 6232A	600	ERDF Zone	PNNL	PNNL	O&M
1164	623A	Plant Radio Relay Bldg (Top of Rattlesnake)	600	600	FH	MSC	O&M
1165	623B	Backup Radio Repeater Bldg, Gable Mountain	600	600	FH	MSC	O&M
1166	6241A	Diversion Box & Support Bldg	200W	U Plant Zone	CHG	TOC	O&M
1167	6241L	Leak Detection Pkg for 2E/2W X-Site Transfer Line	200E	B Plant Zone	CHG	TOC	O&M
1168	6241V	Vent Station & Support Bldg	600	ERDF Zone	CHG	TOC	O&M
1169	626	Scale House at ERDF	600	ERDF Zone	WCH	RCCC	O&M
1170	6265	Utility Building WSCF	600	ERDF Zone	FH	MSC	O&M
1171	6265A	WSC Covered Solid Waste Storage Pad	600	ERDF Zone	FH	MSC	O&M
1172	6266	Environmental Support Laboratory	600	ERDF Zone	FH	MSC	O&M
1173	6266A	Contaminated Liquid Waste Retention Vault	600	ERDF Zone	FH	MSC	O&M
1174	6266B	VAS Pump Bldg at WSCF	600	ERDF Zone	FH	MSC	O&M
1175	6267	WSCF Cold Sample Archiving Facility	600	ERDF Zone	FH	MSC	O&M

Sort	Structure ID	Title	Hanford Geographic Area	Geographical Zone	Pre-Transition Contractor	Post-Transition Contractor	Current Lifecycle
1176	6268	WSCF Sample Equipment Cleaning Facility	600	ERDF Zone	FH	MSC	O&M
1177	6269	WSCF Mobile Laboratory Storage Facility	600	ERDF Zone	FH	MSC	O&M
1178	6270	Envir Data Remedial Tracking System Facility at WSCF	600	ERDF Zone	FH	MSC	O&M
1179	6290	Rigging Services Facility	600	200-E Admin Zone	FH	MSC	O&M
1180	6291	Fueling Facility	600	200-E Admin Zone	FH	MSC	O&M
1181	6291-66	Petroleum Tank (Diesel)	200E	200-E Admin Zone	FH	MSC	O&M
1182	6291-66A	Petroleum Tank (Unleaded Gas)	200E	200-E Admin Zone	FH	MSC	O&M
1183	6292	Rigging Loft Storage Building South of 6290	600	200-E Admin Zone	FH	MSC	O&M
1184	6293	Crane & Rigging Change Room & Meeting Bldg	600	200-E Admin Zone	FH	MSC	O&M
1185	630	Plant Microwave Tower/Equipment Facility	600	200-E Ponds Zone	FH	MSC	O&M
1186	652	Sub-station / Riverland	600	600	FH	MSC	O&M
1187	6607-13	Septic Tank N37752, W55100	200E	200-E Admin Zone	FH	MSC	Transition
1188	6607-4	Septic Tank N40490, W62910	600	ERDF Zone	FH	MSC	O&M
1189	6607-8	Septic Tank N50667, W6556	600	200-E Ponds Zone	FH	MSC	O&M
1190	6618	Environmental Restoration Disposal Facility	600	ERDF Zone	WCH	RCCC	O&M
1191	6618A	ERDF North Crest Circuit Breaker Bldg	600	ERDF Zone	WCH	RCCC	O&M
1192	6618B	ERDF South Crest Circuit Breaker Bldg	600	ERDF Zone	WCH	RCCC	O&M
1193	6618C	ERDF Pump House - Leachate	600	ERDF Zone	WCH	RCCC	O&M
1194	6618E	Cell 3 Crest Pad Bldg	600	ERDF Zone	WCH	RCCC	O&M
1195	6618F	Cell 4 Crest Pad Bldg	600	ERDF Zone	WCH	RCCC	O&M
1196	6618G	Cell 5 Crest Pad Building	600	ERDF Zone	WCH	RCCC	O&M
1197	6618H	Cell 6 Crest Pad Building	600	ERDF Zone	WCH	RCCC	O&M
1198	661A	Target Range Control Building	600	600	FH	MSC	O&M
1199	662	Patrol Training Building	600	600	FH	MSC	O&M
1200	662A	Patrol Exercise & Training Facility	600	600	FH	MSC	O&M
1201	6652C	Space Science Laboratory	600	600	FH	PRC	Disposition
1202	6652CSHED	Storage Building	600	600	FH	PRC	Disposition

Sort	Structure ID	Title	Hanford Geographic Area	Geographical Zone	Pre-Transition Contractor	Post-Transition Contractor	Current Lifecycle
1203	6652D	Pump House	600	600	FH	PRC	Disposition
1204	6652E	Garden Building	600	600	USF&W	USF&W	O&M
1205	6652G	ALE Field Storage Building	600	600	FH	PRC	Transition
1206	6652H	ALE Laboratory 1	600	600	FH	PRC	Transition
1207	6652I	ALE Headquarters	600	600	FH	PRC	Transition
1208	6652J	ALE Laboratory II	600	600	FH	PRC	Transition
1209	6652K	Pump House	600	600	USF&W	USF&W	Transition
1210	6652L	Gravitational Experiments Research Facility	600	600	FH	PRC	Transition
1211	6652M	Fallout Laboratory	600	600	FH	PRC	Transition
1212	6652O	Storage Building	600	600	USF&W	USF&W	O&M
1213	6652PH	Fire Protection Pump House	600	600	USF&W	USF&W	Transition
1214	6652R	Acid Storage Shed - Inactive	600	600	USF&W	USF&W	Transition
1215	6652T	Fire Protection Lower Pump House	600	600	FH	PRC	Disposition
1216	6652U	Rattlesnake Mountain Upper Pump House	600	600	FH	PRC	Disposition
1217	6653	Sample & Monitoring Building	600	200-E Ponds Zone	FH	PRC	O&M
1218	6653A	TEDF Pump Station #3	600	200-E Ponds Zone	FH	PRC	O&M
1219	6654	AT&T Wireless Services Equipment Shelter	600	ERDF Zone	AT&T	MSC	O&M
1220	668	Instrument Calibration Monitoring Station	600	600	FH	MSC	Transition
1221	6701	WYE Barricade Guard House	600	600	FH	MSC	O&M
1222	6701A	Guardhouse WYE Barricade	600	600	FH	MSC	O&M
1223	6701B	Rattlesnake Barricade SR240/Beloit Access	600	600	FH	MSC	O&M
1224	6701C	Rattlesnake Barricade off Highway 240	600	600	FH	MSC	O&M
1225	6701D	Rattlesnake Barricade Inspection Station	600	600	FH	MSC	O&M
1226	672	Cold Test Administrative Bldg	600	600	CHG	TOC	O&M
1227	674	Cold Test RPP Briefing Center	600	600	CHG	TOC	O&M
1228	676	Communications Support Building	600	600	FH	MSC	O&M
1229	682A	Storage Building	600	600	FH	MSC	O&M
1230	682B	Storage Building	600	600	FH	MSC	O&M
1231	682C	Storage Building	600	600	FH	MSC	O&M

Sort	Structure ID	Title	Hanford Geographic Area	Geographical Zone	Pre-Transition Contractor	Post-Transition Contractor	Current Lifecycle
1232	682D	Storage Building	600	600	FH	MSC	O&M
1233	682E	Storage Building	600	600	FH	MSC	O&M
1234	683	Control Room at Range #3	600	600	FH	MSC	O&M
1235	712	Records Center Printing and Reproduction Plant	700	700	FH	MSC	O&M
1236	712B	IRM Litigation Support Facility	700	700	FH	MSC	O&M
1237	7220	Telephone Exchange	700	700	FH	MSC	O&M
1238	C8S49	Main 221B Plant Substation	200E	B Plant Zone	FH	PRC	Disposition
1239	C8S77	291B Area Substation	200E	B Plant Zone	FH	PRC	Disposition
1240	HO645929	Trailer at 105D, In Situ Redox Manipulation	100D	100D	FH	PRC	O&M
1241	HS Units at WRAP	Alkali Metal Storage Modules at CWC	200W	WM Zone	FH	PRC	O&M
1242	Low-Level Waste Burial G	Low-Level Waste Burial Grounds	200E/W	WM Zone	FH	PRC	O&M
1243	MO001	Mobile Office at PTA	600	600	FH	MSC	O&M
1244	MO002	Mobile Office at PTA	600	600	FH	MSC	O&M
1245	MO005	Mobile Office HTS Pipe Yard	600	200-E Ponds Zone	FH	MSC	O&M
1246	MO011	Mobile Office - 200W Patrol HQ at PFP	200W	PFP Zone	FH	MSC	O&M
1247	MO013	Mobile Office at 1120N AKA 1158N	100N	100N	WCH	RCCC	O&M
1248	MO014	Mobile Office at PFP	200W	PFP Zone	FH	PRC	O&M
1249	MO015	Mobile Office at PFP	200W	PFP Zone	FH	PRC	O&M
1250	MO016	Mobile Office at PFP	200W	PFP Zone	FH	PRC	O&M
1251	MO017	Mobile Office at PFP	200W	PFP Zone	FH	PRC	O&M
1252	MO027	Mobile Office at 272S	200W	200-W Ponds Zone	CHG	TOC	O&M
1253	MO028	Mobile Office at S Plant 2704S	200W	REDOX Zone	CHG	TOC	O&M
1254	MO029	Mobile Office at 271B	200E	B Plant Zone	FH	PRC	O&M
1255	MO031	Mobile Office at PFP	200W	PFP Zone	FH	PRC	O&M
1256	MO032	Mobile Office at PFP	200W	PFP Zone	FH	PRC	O&M
1257	MO036	Mobile Office East of 3718	300	300	WCH	RCCC	Transition
1258	MO037	Mobile Office at 222S	200W	REDOX Zone	CHG	TOC	O&M
1259	MO039	Mobile Office at S Plant 2704S	200W	REDOX Zone	CHG	TOC	O&M
1260	MO040	Mobile Office	200E	200-E Admin Zone	FH	PRC	Disposition
1261	MO041	Mobile Office at 243G	200E	WTP/A Farm Zone	CHG	TOC	O&M
1262	MO048	Construction Lunch Room, 100K AKA 1733KE	100K	100K	FH	PRC	O&M

Sort	Structure ID	Title	Hanford Geographic Area	Geographical Zone	Pre-Transition Contractor	Post-Transition Contractor	Current Lifecycle
1263	MO054	Construction Lunch Room, 100K AKA 1734KE	100K	100K	WCH	PRC	O&M
1264	MO055	Mobile Office, 100N AKA 1114N)	100N	100N	WCH	RCCC	O&M
1265	MO059	Mobile Office N of 300 Area	300	300	WCH	RCCC	O&M
1266	MO060	Mobile Office at 100K	100K	100K	FH	PRC	O&M
1267	MO061	Shower-Restroom Trailer	300	300	WCH	RCCC	O&M
1268	MO100	Mobile Office, 100N AKA 1110N	100N	100N	WCH	RCCC	O&M
1269	MO101	Mobile Office, 100K	100K	100K	FH	PRC	O&M
1270	MO102	Mobile Office, 100K AKA 1709K	100K	100K	FH	PRC	O&M
1271	MO104	Mobile Office	200E	200-E Admin Zone	FH	PRC	Transition
1272	MO107	Mobile Office at 224U	200W	U Plant Zone	FH	PRC	Transition
1273	MO110	Mobile Office at Sub Burial Pit	200E	Solid Waste Zone	FH	PRC	O&M
1274	MO112	Mobile Office, A Farm	200E	PUREX Zone	CHG	TOC	O&M
1275	MO114	Change Trailer at 241BY	200E	B Farm Zone	CHG	TOC	O&M
1276	MO116	Cold Test Facility Control Office	600	600	CHG	TOC	O&M
1277	MO117	Equipment Storage & Control Trailer	600	600	CHG	TOC	O&M
1278	MO211	Mobile Office	200E	C Farm Zone	CHG	TOC	O&M
1279	MO214	Mobile Office -Job Control	100K	100K	FH	PRC	O&M
1280	MO215	Mobile Office at 2704W	200W	T Plant Zone	FH	PRC	O&M
1281	MO222	Mobile Office at PTA -Gun Cleaning	600	600	FH	MSC	O&M
1282	MO223	Mobile Office on Dayton Ave. N of WMC	200W	WM Zone	FH	PRC	O&M
1283	MO225	Mobile Office for BHI Craft	100D	100D	WCH	RCCC	O&M
1284	MO226	Office Building (W of 318)	300	300	PNNL	PNNL	O&M
1285	MO229	Mobile Office, 100H	100H	100H	WCH	RCCC	O&M
1286	MO232	Mobile Office	200E	B Plant Zone	FH	PRC	O&M
1287	MO234	Mobile Office	200E	200-E Admin Zone	FH	PRC	O&M
1288	MO235	Mobile Office	200W	T Plant Zone	FH	PRC	O&M
1289	MO236	Mobile Office -Ops/HPT Change	100K	100K	FH	PRC	O&M
1290	MO237	Mobile Office -Construction Forces	100K	100K	FH	PRC	O&M
1291	MO240	Mobile Office -Change Room/Office	200W	T Plant Zone	FH	PRC	O&M
1292	MO244	Mobile Office -200W Patrol Change at 234-5Z	200W	PFP Zone	FH	MSC	O&M
1293	MO245	Mobile Office	200E	200-E Admin Zone	FH	PRC	O&M
1294	MO246	Mobile Office	200E	200-E Admin Zone	FH	PRC	O&M

Sort	Structure ID	Title	Hanford Geographic Area	Geographical Zone	Pre-Transition Contractor	Post-Transition Contractor	Current Lifecycle
1295	MO247	Mobile Office	200E	Solid Waste Zone	FH	PRC	O&M
1296	MO248	Mobile Office	200E	Solid Waste Zone	FH	PRC	O&M
1297	MO249	Mobile Office	200W	PFP Zone	FH	PRC	O&M
1298	MO250	Mobile Office	200W	PFP Zone	FH	PRC	O&M
1299	MO251	Mobile Office	200E	200-E Admin Zone	FH	PRC	O&M
1300	MO252	Mobile Office	200E	200-E Admin Zone	FH	PRC	O&M
1301	MO253	Mobile Office	200E	200-E Admin Zone	FH	PRC	O&M
1302	MO254	Mobile Office at 622G	200E	CSB Zone	FH	PRC	O&M
1303	MO256	Mobile Office East of 2711E	200E	200-E Admin Zone	FH	PRC	O&M
1304	MO257	Mobile Office East of 2711E	200E	200-E Admin Zone	FH	PRC	O&M
1305	MO258	Mobile Office at FMIT Area	300	300	JCI	JCI	O&M
1306	MO259	Mobile Office Classroom at HAMMER	600	600	FH	MSC	O&M
1307	MO260	Mobile Office at HAMMER	600	600	FH	MSC	O&M
1308	MO261	Mobile Office at HAMMER	600	600	FH	MSC	O&M
1309	MO262	Mobile Office at FMIT Area	300	300	JCI	JCI	O&M
1310	MO263	Mobile Office at FMIT Area	300	300	JCI	JCI	O&M
1311	MO264	Mobile Office S of 19th & Dayton	200W	WM Zone	FH	PRC	O&M
1312	MO265	Mobile Office at FMIT Area	300	300	WCH	RCCC	O&M
1313	MO266	Mobile Office	200E	WTP/A Farm Zone	CHG	TOC	O&M
1314	MO267	Mobile Office	200E	WTP/A Farm Zone	CHG	TOC	O&M
1315	MO268	Mobile Office	200E	WTP/A Farm Zone	CHG	TOC	O&M
1316	MO269	Change Trailer S of 2025E	200E	ETF Zone	FH	PRC	O&M
1317	MO270	Mobile Office S of 324	300	300	WCH	RCCC	Disposition
1318	MO271	Mobile Office S of 324	300	300	WCH	RCCC	O&M
1319	MO272	Mobile Office - Craft Lunchroom	200E	PUREX Zone	CHG	TOC	O&M
1320	MO273	Mobile Office at PFP	200W	PFP Zone	FH	PRC	O&M
1321	MO274	Mobile Office SE of 324 (324TRL1)	300	300	WCH	RCCC	O&M
1322	MO275	Mobile Office NE of 324 (324TRL2)	300	300	WCH	RCCC	O&M
1323	MO276	Mobile Office at 2753E	200E	200-E Admin Zone	FH	PRC	O&M
1324	MO277	Mobile Office at 2753E	200E	200-E Admin Zone	FH	PRC	O&M
1325	MO278	Mobile Office West of 275W	200W	T Plant Zone	FH	PRC	O&M
1326	MO279	Mobile Office West of 275W	200W	T Plant Zone	FH	PRC	O&M
1327	MO280	Mobile Office at WSCF	600	ERDF Zone	FH	MSC	O&M
1328	MO281	Mobile Office	200W	WM Zone	FH	PRC	O&M
1329	MO282	Mobile Office	200E	WTP/A Farm Zone	CHG	TOC	O&M

Sort	Structure ID	Title	Hanford Geographic Area	Geographical Zone	Pre-Transition Contractor	Post-Transition Contractor	Current Lifecycle
1330	MO283	Mobile Office	200E	WTP/A Farm Zone	CHG	TOC	O&M
1331	MO284	Mobile Office	200E	WTP/A Farm Zone	CHG	TOC	O&M
1332	MO285	Mobile Office	200E	200-E Admin Zone	FH	PRC	O&M
1333	MO286	Mobile Office	200E	200-E Admin Zone	FH	PRC	O&M
1334	MO287	Mobile Office	200W	T Plant Zone	FH	PRC	O&M
1335	MO288	Mobile Change Facility at Central Waste Complex	200W	WM Zone	FH	PRC	O&M
1336	MO289	Mobile Office Storage at CWC	200W	WM Zone	FH	PRC	O&M
1337	MO290	Mobile Office - Computer Hub	200W	PFP Zone	FH	PRC	O&M
1338	MO291	Mobile Office	200W	REDOX Zone	CHG	TOC	O&M
1339	MO292	Mobile Office	600	ERDF Zone	FH	MSC	O&M
1340	MO293	Mobile Office -Projects & Training /Procedures	100K	100K	FH	PRC	O&M
1341	MO294	Mobile Office	200E	200-E Admin Zone	FH	PRC	O&M
1342	MO295	Change Trailer - 242S	200W	S/U Farm Zone	CHG	TOC	O&M
1343	MO296	Change Trailer - SY Farm	200W	S/U Farm Zone	CHG	TOC	O&M
1344	MO297	Change Trailer - U Farm	200W	S/U Farm Zone	CHG	TOC	O&M
1345	MO298	Change Trailer - SX Farm	200W	S/U Farm Zone	CHG	TOC	O&M
1346	MO299	Change Trailer - BX Farm	200E	B Farm Zone	CHG	TOC	O&M
1347	MO302	Mobile Office -Armorer Shop	600	600	FH	MSC	O&M
1348	MO312	Laundry Storage at 225B	200E	B Plant Zone	FH	PRC	Transition
1349	MO315	Mobile Office -Storage	600	ERDF Zone	FH	MSC	O&M
1350	MO319	Change Trailer West of 2727WA	200W	T Plant Zone	CHG	TOC	O&M
1351	MO320	Change Trailer W of 2727W	200W	T Plant Zone	CHG	TOC	Disposition
1352	MO323	CVD Change Trailer	100K	100K	FH	PRC	O&M
1353	MO333	Storage Trailer West of 2727WA	200W	T Plant Zone	CHG	TOC	O&M
1354	MO354	Mobile Office	200E	200-E Admin Zone	FH	PRC	O&M
1355	MO358	Training Simulator West of 1120N	100N	100N	WCH	RCCC	O&M
1356	MO363	Instrument Trailer at 2727WA Yard	200W	U Plant Zone	CHG	TOC	Transition
1357	MO369	Mobile Office W of 222T	200W	T Plant Zone	FH	PRC	O&M
1358	MO370	Mobile Office	200E	B Plant Zone	FH	PRC	O&M
1359	MO377	Mobile Office	200E	PUREX Zone	CHG	TOC	O&M
1360	MO382	Mobile Office Radiological Control	100K	100K	WCH	PRC	Disposition
1361	MO384	Mobile Office	200E	200-E Admin Zone	FH	PRC	O&M
1362	MO386	Mobile Office	200E	200-E Admin Zone	FH	PRC	O&M

Sort	Structure ID	Title	Hanford Geographic Area	Geographical Zone	Pre-Transition Contractor	Post-Transition Contractor	Current Lifecycle
1363	MO387	Continuous Air Monitor Equip Storage at 224T	200W	T Plant Zone	FH	PRC	O&M
1364	MO388	Mobile Office	200E	200-E Admin Zone	FH	PRC	O&M
1365	MO390	Field Trailer at 100N AKA MO740C or MO766	100N	100N	WCH	RCCC	O&M
1366	MO391	Field Trailer	300	300	WCH	RCCC	O&M
1367	MO398	Mobile Office -Restroom	200E	PUREX Zone	CHG	TOC	O&M
1368	MO399	Field Change Trailer, S Purex	200W	PUREX Zone	FH	PRC	O&M
1369	MO400	Mobile Office	200E	B Plant Zone	FH	PRC	O&M
1370	MO401	Mobile Office -K Basins Ops/Admin	100K	100K	FH	PRC	O&M
1371	MO402	Mobile Office -K Basins Engineering	100K	100K	FH	PRC	O&M
1372	MO403	Change House & Lunch Room	100N	100N	WCH	RCCC	O&M
1373	MO405	Mobile Office	200E	200-E Admin Zone	FH	PRC	Disposition
1374	MO406	Mobile Office -Change /Lunchroom	200W	T Plant Zone	FH	PRC	O&M
1375	MO407	Mobile Office	200E	200-E Admin Zone	FH	PRC	O&M
1376	MO408	Mobile Office	200E	B Plant Zone	FH	PRC	O&M
1377	MO409	Mobile Office at 202S	200W	REDOX Zone	CHG	TOC	O&M
1378	MO410	Mobile Office	200E	B Plant Zone	FH	PRC	O&M
1379	MO412	Mobile Office -Mask Cleaning Station	200W	T Plant Zone	FH	PRC	O&M
1380	MO413	Mobile Office	200E	200-E Admin Zone	FH	PRC	O&M
1381	MO414	Mobile Office	200E	200-E Admin Zone	FH	PRC	O&M
1382	MO415	Admin. Office Trailer	100N	100N	WCH	RCCC	O&M
1383	MO417	Office/Lunchroom, 100F	100F	100F	WCH	RCCC	O&M
1384	MO420	Vehicle Inspection Mobile at PFP	200W	PFP Zone	FH	MSC	O&M
1385	MO421	Field Trailer East of 277A	200E	PUREX Zone	CHG	TOC	O&M
1386	MO422	Field Trailer at 100K	100D	100D	WCH	RCCC	O&M
1387	MO423	Mobile Office MO423 at FMIT	300	300	WCH	RCCC	O&M
1388	MO425	Analytical Lab Facility at 1120N	100N	100N	WCH	RCCC	O&M
1389	MO426	Sample Receiving/Prep Storage at 1120N	100N	100N	WCH	RCCC	O&M
1390	MO427	Mobile Change/Break Room	100N	100N	WCH	RCCC	O&M
1391	MO428	Mobile Office	200W	PFP Zone	FH	PRC	O&M
1392	MO429	Mobile Office	200W	PFP Zone	FH	PRC	O&M
1393	MO432	Mobile Office	200W	PFP Zone	FH	PRC	O&M
1394	MO433	Mobile/Change Office at T-Plant	200W	T Plant Zone	FH	PRC	O&M

Sort	Structure ID	Title	Hanford Geographic Area	Geographical Zone	Pre-Transition Contractor	Post-Transition Contractor	Current Lifecycle
1395	MO434	Mobile Office	200E	CSB Zone	FH	PRC	O&M
1396	MO437	Mobile Office at 272WA	200W	WM Zone	FH	PRC	O&M
1397	MO438	Mobile Office at 272WA	200W	WM Zone	FH	PRC	O&M
1398	MO439	Mobile Change Room/AY Farm N of MO825	200E	WTP/A Farm Zone	CHG	TOC	O&M
1399	MO441	Sanitary Waste Facility at Yakima Barricade	600	600	FH	MSC	O&M
1400	MO442	Mobile Office -Training Classrooms	100D	100D	WCH	RCCC	Transition
1401	MO443	Mobile Office at 310 TEDF	300	300	FH	PRC	O&M
1402	MO444	Mobile Office at WRAP	200W	WM Zone	FH	PRC	O&M
1403	MO446	Mobile Office at WRAP	200W	WM Zone	FH	PRC	O&M
1404	MO447	Storage Trailer at C Farm	200E	C Farm Zone	CHG	TOC	O&M
1405	MO450	Storage Mobile N of 241SY Tank Farm	200W	S/U Farm Zone	CHG	TOC	O&M
1406	MO459	Women's Change Trailer at 271T	200W	T Plant Zone	FH	PRC	O&M
1407	MO461	Instrument Mobile at 241SY	200W	S/U Farm Zone	CHG	TOC	O&M
1408	MO474	Mobile Office On B Ave	100B	100B	WCH	RCCC	O&M
1409	MO481	Office Trailer at ERDF Site	600	ERDF Zone	WCH	RCCC	O&M
1410	MO493	Mobile Office S of 274AW	200E	PUREX Zone	CHG	TOC	O&M
1411	MO495	CVD Change Trailer	200W	T Plant Zone	FH	PRC	O&M
1412	MO497	Mobile Office North of 241-AN	200E	WTP/A Farm Zone	CHG	TOC	O&M
1413	MO500	Mobile Office	100K	100K	FH	PRC	O&M
1414	MO501	Restroom Trailer	200E	B Plant Zone	FH	PRC	O&M
1415	MO502	Mobile Office -Storage	600	600	FH	MSC	Disposition
1416	MO503	Mobile Office -Storage	200E	PUREX Zone	CHG	TOC	O&M
1417	MO505	Mobile Office at WYE Barricade	600	600	FH	MSC	O&M
1418	MO506	CVD Lunch Room	100K	100K	FH	PRC	O&M
1419	MO507	CVD Conference Room	100K	100K	FH	PRC	O&M
1420	MO509	Mobile Office at 622F Weather Station	600	ERDF Zone	PNNL	MSC	O&M
1421	MO511	Mobile Office S of 272AW	200E	WTP/A Farm Zone	CHG	TOC	O&M
1422	MO512	HPT/Change Trailer for 241C Tank Farm	200E	C Farm Zone	CHG	TOC	O&M
1423	MO513	HPT/Change Trailer for 241AY Tank Farm	200E	WTP/A Farm Zone	CHG	TOC	O&M
1424	MO518	Office Trailer	200E	IDF	CHG	TOC	O&M
1425	MO527	C Farm Mobile Restroom	200E	Semi-Works Zone	CHG	TOC	O&M

Sort	Structure ID	Title	Hanford Geographic Area	Geographical Zone	Pre-Transition Contractor	Post-Transition Contractor	Current Lifecycle
1426	MO528	C Farm Mobile Restroom	200E	C Farm Zone	CHG	TOC	O&M
1427	MO529	C Farm Sluicing Control Mobile (SE of Farm)	200E	C Farm Zone	CHG	TOC	O&M
1428	MO539	Field Trailer Next to 274E	200E	200-E Admin Zone	FH	PRC	O&M
1429	MO544	Field Trailer at 100N	100N	100N	WCH	RCCC	O&M
1430	MO545	Field Trailer On Northwest Side Of 105N	100N	100N	WCH	RCCC	O&M
1431	MO546	Field Trailer at 219 W Yard	200W	T Plant Zone	FH	PRC	O&M
1432	MO556	Mobile Office	200W	T Plant Zone	FH	PRC	O&M
1433	MO563	Mobile Office By S Farm	200W	S/U Farm Zone	CHG	TOC	O&M
1434	MO570	Mobile Office	200E	PUREX Zone	CHG	TOC	O&M
1435	MO571	Mobile Office -Office /Lunchroom	200E	PUREX Zone	CHG	TOC	O&M
1436	MO573	Lunch/Change Trailer	200E	Solid Waste Zone	FH	PRC	O&M
1437	MO575	FFS Office Space (W side of AY Tank Farm)	200E	PUREX Zone	FH	PRC	O&M
1438	MO611	Remote Venting Field Trailer 218W4C Burial Ground	200W	WM Zone	FH	PRC	O&M
1439	MO615	Mobile Restroom Facility	200W	WM Zone	FH	PRC	O&M
1440	MO632	S109 Operations Control Trailer E of Cooper Ave	200W	S/U Farm Zone	CHG	TOC	O&M
1441	MO633	Mobile Office N of 272S	200W	S/U Farm Zone	CHG	TOC	O&M
1442	MO634	Lunch/Change Trailer N of 272S	200W	S/U Farm Zone	CHG	TOC	O&M
1443	MO635	Lunch/Change Trailer N of 272S	200W	S/U Farm Zone	CHG	TOC	O&M
1444	MO636	Lunch/Change Trailer SW of 241S	200W	S/U Farm Zone	CHG	TOC	O&M
1445	MO637	Lunch/Change Trailer SW of 241S	200W	S/U Farm Zone	CHG	TOC	O&M
1446	MO639	S Farm Mobile Restroom E of Cooper Ave	200W	S/U Farm Zone	CHG	TOC	O&M
1447	MO640	S Farm Retrieval Operations Video Mobile	200W	S/U Farm Zone	CHG	TOC	O&M
1448	MO667	Field Laboratory at Cold Test Facility	600	600	CHG	TOC	O&M
1449	MO671	PFP Rad Con Trailer SE of 234-5Z	200W	PFP Zone	FH	PRC	O&M
1450	MO678	Field Office N of 202S	200W	REDOX Zone	FH	PRC	O&M
1451	MO679	Central Plateau Field Mobile N of 202S	200W	REDOX Zone	FH	PRC	O&M
1452	MO702	Mobile Office HTS Pipe Yard	600	200-E Ponds Zone	FH	PRC	O&M
1453	MO710	Mobile Office Behind T-Plant	200W	T Plant Zone	FH	PRC	Transition

Sort	Structure ID	Title	Hanford Geographic Area	Geographical Zone	Pre-Transition Contractor	Post-Transition Contractor	Current Lifecycle
1454	MO719	Calibration Lab	200W	U Plant Zone	CHG	TOC	Transition
1455	MO720	Mobile Office at 272WA at 19th & Dayton	200W	WM Zone	FH	PRC	O&M
1456	MO721	Mobile Change Facility at 272WA at 19th & Dayton	200W	WM Zone	FH	PRC	O&M
1457	MO722	Mobile Office	200E	U Plant Zone	FH	PRC	O&M
1458	MO723	Mobile Office	200E	CSB Zone	FH	PRC	Disposition
1459	MO724	Mobile Office SW of 2704HV	200E	200-E Admin Zone	CHG	TOC	O&M
1460	MO725	Mobile Office SW of 2704HV	200E	200-E Admin Zone	CHG	TOC	O&M
1461	MO727	Mobile at LERF Basins	200E	ETF Zone	FH	PRC	O&M
1462	MO728	Mobile Office - Operations Room	200E	CSB Zone	FH	PRC	O&M
1463	MO729	SWP Laundry Facility at 231Z	200W	PFP Zone	FH	PRC	Transition
1464	MO730	Restroom Facility at Gate 813	200E	200-E Admin Zone	CHG	TOC	O&M
1465	MO731	Mobile Office	200E	200-E Admin Zone	FH	PRC	O&M
1466	MO732	Mobile Office SW of 2704HV	200E	200-E Admin Zone	CHG	TOC	O&M
1467	MO733	Mobile Office SW of 2704HV	200E	200-E Admin Zone	CHG	TOC	O&M
1468	MO734	Mobile Office SW of 2704HV	200E	200-E Admin Zone	CHG	TOC	O&M
1469	MO737	Mobile Office at VIT Site	200E	PUREX Zone	CHG	TOC	O&M
1470	MO739	SWP Change Trailer at 271T	200W	T Plant Zone	FH	PRC	O&M
1471	MO740	Mobile Office at ERDF	600	ERDF Zone	WCH	RCCC	O&M
1472	MO741	HPT Office at 340	300	300	FH	PRC	O&M
1473	MO742	Mobile Office NE of 2704HV	200E	200-E Admin Zone	CHG	TOC	O&M
1474	MO743	Mobile Office	200W	WM Zone	FH	PRC	O&M
1475	MO744	Mobile Office at 310 TEDF	300	300	FH	PRC	O&M
1476	MO745	Mobile Office at 310 TEDF	300	300	FH	PRC	O&M
1477	MO757	Pump and Treat Mobile W of 1713H	100H	100H	FH	PRC	O&M
1478	MO760	Mobile Office S of 19th & Dayton at Burial Ground	200W	WM Zone	FH	PRC	O&M
1479	MO765	Office Trailer N of 1120N	100N	100N	WCH	RCCC	O&M
1480	MO766	Counting Room & Stor N of 1120N, AKA MO390	100N	100N	WCH	RCCC	O&M
1481	MO767	100N Lunch Trailer N of 1120N	100N	100N	WCH	RCCC	O&M
1482	MO800	Conference/Classroom for EVOC	600	600	FH	PRC	Post Closure
1483	MO815	Change Trailer at 241AP Tank Farm	200E	WTP/A Farm Zone	CHG	TOC	O&M
1484	MO816	Mobile Office -Change Room	200E	PUREX Zone	CHG	TOC	O&M

Sort	Structure ID	Title	Hanford Geographic Area	Geographical Zone	Pre-Transition Contractor	Post-Transition Contractor	Current Lifecycle
1485	MO817	Change Trailer at TX Tank Farm	200W	T Farm Zone	CHG	TOC	O&M
1486	MO818	Change Trailer at 241AW Tank Farm	200E	WTP/A Farm Zone	CHG	TOC	O&M
1487	MO819	Change Trailer at SX Tank Farm S Of 242S	200W	S/U Farm Zone	CHG	TOC	O&M
1488	MO820	Change Trailer at 241AN	200E	WTP/A Farm Zone	CHG	TOC	O&M
1489	MO821	Change Trailer at 23rd & Camden	200W	T Farm Zone	CHG	TOC	O&M
1490	MO822	Change Trailer at 241C Tank Farm	200E	C Farm Zone	CHG	TOC	O&M
1491	MO823	Change Trailer at 241U	200W	S/U Farm Zone	CHG	TOC	O&M
1492	MO824	Change Trailer at 241BX	200E	B Farm Zone	CHG	TOC	O&M
1493	MO825	Change Trailer at 241B	200E	B Farm Zone	CHG	TOC	O&M
1494	MO826	Change Trailer 241C Tank Farm	200E	C Farm Zone	CHG	TOC	O&M
1495	MO827	Mobile Office at 100K	100K	100K	WCH	PRC	O&M
1496	MO829	Mobile Office at 105DR	100D	100D	WCH	RCCC	O&M
1497	MO831	Mobile Office -Change Room	200W	T Plant Zone	CHG	TOC	O&M
1498	MO837	Lunchroom at Hill St. Complex	200W	T Plant Zone	FH	PRC	O&M
1499	MO840	Mobile Office -Receiving & Distribution	200E	200-E Admin Zone	FH	PRC	O&M
1500	MO841	Mobile Office	200W	T Plant Zone	FH	PRC	O&M
1501	MO842	Mobile Office at PTA Range 7	600	600	FH	MSC	O&M
1502	MO844	Mobile Office	200E	WTP/A Farm Zone	CHG	TOC	O&M
1503	MO847	Mobile Office -Restroom	200W	T Plant Zone	FH	PRC	O&M
1504	MO848	Mobile Office	100N	100N	WCH	RCCC	O&M
1505	MO850	Mobile Office E of 2704HV	200E	200-E Admin Zone	CHG	TOC	O&M
1506	MO858	Field Change/Lunchroom at A Farm	200E	PUREX Zone	CHG	TOC	Transition
1507	MO859	Security Inspection Mobile	100K	100K	FH	MSC	O&M
1508	MO864	Office Trailer at 100N	100N	100N	WCH	RCCC	O&M
1509	MO865	Office Trailer at 100N	100N	100N	WCH	RCCC	O&M
1510	MO866	Office Trailer at 100N	100N	100N	WCH	RCCC	O&M
1511	MO868	Change Trailer at 100N	100N	100N	WCH	RCCC	O&M
1512	MO869	KR-4 Pump and Treat Operations Trailer	100K	PBS 30	FH	PRC	O&M
1513	MO889	Change Trailer SE of 105D	100D	100D	WCH	RCCC	O&M
1514	MO890	Mobile Office -Construction Supervisor	200E	PUREX Zone	CHG	TOC	O&M
1515	MO892	Mobile Office West of 271T	200W	T Plant Zone	FH	PRC	O&M
1516	MO900	Mobile Office AKA 1124N	100N	100N	WCH	RCCC	Post Closure
1517	MO905	Mobile Office N of 300 Area	300	300	WCH	RCCC	O&M

Sort	Structure ID	Title	Hanford Geographic Area	Geographical Zone	Pre-Transition Contractor	Post-Transition Contractor	Current Lifecycle
1518	MO906	Mobile Office	200W	T Plant Zone	FH	PRC	O&M
1519	MO907	Mobile Office -Ops Analysis & Waste Handling	100K	100K	FH	PRC	O&M
1520	MO911	Mobile Office	100N	100N	WCH	RCCC	O&M
1521	MO917	CVD Administration	100K	100K	FH	PRC	O&M
1522	MO919	Mobile Office	200E	PUREX Zone	CHG	TOC	O&M
1523	MO922	Office/Change Trailer at 2703E	200E	200-E Admin Zone	JCI	JCI	O&M
1524	MO924	Mobile Office N of 2704S	200W	REDOX Zone	CHG	TOC	O&M
1525	MO928	Mobile Office -Design /Drafting	100K	100K	FH	PRC	O&M
1526	MO929	Mobile Office East of 151D	100D	100D	WCH	RCCC	O&M
1527	MO939	Mobile Office	200W	PFP Zone	FH	PRC	O&M
1528	MO943	Mobile Office -Storage	200E	200-E Admin Zone	FH	PRC	Transition
1529	MO949	Mobile Lab West of 241SX401	200W	S/U Farm Zone	CHG	TOC	Disposition
1530	MO950	Mobile Office At 100N Laydown Yard	100N	100N	WCH	RCCC	O&M
1531	MO953	Mobile Office	200E	PUREX Zone	CHG	TOC	O&M
1532	MO955	Operations Office	100K	100K	FH	PRC	O&M
1533	MO956	Mobile Office -Lunchroom /Training	200W	T Plant Zone	FH	PRC	O&M
1534	MO969	Mobile Office -Ops /HPT Change Trailer	100K	100K	FH	PRC	O&M
1535	MO970	Mobile Office at PFP	200W	PFP Zone	FH	PRC	O&M
1536	MO971	Mobile Office at PFP	200W	PFP Zone	FH	PRC	O&M
1537	MO972	Mobile Office at Rattlesnake Barricade	600	600	FH	MSC	O&M
1538	MO973	Mobile Office -Storage /Construction	200W	T Plant Zone	CHG	TOC	Disposition
1539	MO974	Mobile Office Storage at A Farm	200E	PUREX Zone	CHG	TOC	O&M
1540	MO976	Change Trailer at 241S	200W	S/U Farm Zone	CHG	TOC	Transition
1541	MO977	Mobile Office -Change Room	200E	C Farm Zone	CHG	TOC	O&M
1542	MO979	Mobile Office N of 4th & Buffalo (A Farm)	200E	PUREX Zone	CHG	TOC	O&M
1543	MO980	Mobile Office at 100D	100D	100D	WCH	RCCC	O&M
1544	MO991	Mobile Office at 200E Unsecured Core Area	200E	200-E Admin Zone	FH	PRC	Transition
1545	MO996	Mobile Office at 272AW	200E	WTP/A Farm Zone	FH	PRC	Disposition
1546	MO997	Mobile Office at 243G (Grout)	200E	WTP/A Farm Zone	CHG	TOC	O&M
1547	MO998	Field Trailer at 241C	200E	C Farm Zone	FH	PRC	O&M
1548	MO999	Field Trailer SW of 1103N	100N	100N	WCH	RCCC	O&M
1549	T11WTP	Yard/BOF Construction Area Office	200E	WTP/A Farm Zone	BNI	WTP	O&M

Sort	Structure ID	Title	Hanford Geographic Area	Geographical Zone	Pre-Transition Contractor	Post-Transition Contractor	Current Lifecycle
1550	T1WTP	Main Construction Site Office	200E	WTP/A Farm Zone	BNI	WTP	O&M
1551	T23WTP	South Gate Security Station	200E	WTP/A Farm Zone	BNI	WTP	O&M
1552	T27WTP	Time Keeping Trailer/Entry West Gate	200E	WTP/A Farm Zone	BNI	WTP	O&M
1553	T28WTP	Hospitality Mobile/Site Observation	200E	WTP/A Farm Zone	BNI	WTP	O&M
1554	T31WTP	North Gate Security Station	200E	WTP/A Farm Zone	BNI	WTP	O&M
1555	T33WTP	Electrical Materials Distribution Center	200E	WTP/A Farm Zone	BNI	WTP	O&M
1556	T40WTP	BOF GF Trailer	200E	WTP/A Farm Zone	BNI	WTP	O&M
1557	T520-6	Navy MARS Radio Station	600	600	FH	MSC	O&M
1558	TC1301N	N Springs Pump and Treat Facility Weather Protection	100N	100N	FH	PRC	O&M
1559	TC272HV	Temporary Maintenance Shop	200E	200-E Admin Zone	CHG	TOC	O&M
1560	WTP	Waste Treatment Plant	200E	WTP/A Farm Zone	BNI	WTP	O&M
1561	X8	Motor Car Shed	200W	T Plant Zone	FH	PRC	Disposition
1562	PROPOSED ADDITIONAL STRUCTURES						
1563							
1564	DISPOSITIONED STRUCTURES BELOW						
1565	107K	Retention Basins (6 Total for KE & KW)	100K	100K	BHI	PRC	Post Closure
1566	108N	Chemical Unloading Facility	100N		WCH	RCCC	Post Closure
1567	111B	Decontamination Station	100B		WCH	RCCC	Post Closure
1568	118C4	Horizontal Control Rod Storage Cave	100B		BHI	RCCC	Post Closure
1569	119N	Air Sampling Monitor	100N		WCH	RCCC	Post Closure
1570	119NA	Air Sampling & Monitoring Annex	100N		WCH	RCCC	Post Closure
1571	11N	Change Room Building	100N		WCH	RCCC	Post Closure
1572	1300N	Radioactive Waste Disposal	100N		WCH	RCCC	Post Closure
1573	1301N	Radioactive Liquid Waste Disposal - Crib	100N		WCH	RCCC	Post Closure
1574	1304N	Emergency Dump Tank - Liquid Waste	100N		WCH	RCCC	Post Closure
1575	1313N	Change and Control Building	100N		WCH	RCCC	Post Closure
1576	1315N	Diversion System Valve House	100N		WCH	RCCC	Post Closure
1577	1331N	Storage Building at 100N	100N		WCH	RCCC	Post Closure
1578	1332N	Storage Building / Bottle Dock	100N		WCH	RCCC	Post Closure
1579	13N	Storage Building	100N		WCH	RCCC	Post Closure
1580	150KE	Heat Recovery Station	100K	100K	WCH	RCCC	Post Closure

Sort	Structure ID	Title	Hanford Geographic Area	Geographical Zone	Pre-Transition Contractor	Post-Transition Contractor	Current Lifecycle
1581	150KW	Heat Recovery Station	100K	100K	WCH	RCCC	Post Closure
1582	1512N	Gas Bottle Storage	100N		FH	PRC	Post Closure
1583	1515N	Fixed Metal Shop	100N		WCH	RCCC	Post Closure
1584	1516N	Carpenter Shop	100N		WCH	RCCC	Post Closure
1585	1517N	Fixed Metal Paint Shop	100N		WCH	RCCC	Post Closure
1586	1518N	Electrical Shop	100N		WCH	RCCC	Post Closure
1587	1519N	Fixed Metal Fitters Shop	100N		WCH	RCCC	Post Closure
1588	151N	230 kV Electrical Substation	100N		WCH	RCCC	Post Closure
1589	153N	Switch Gear Building	100N		WCH	RCCC	Post Closure
1590	1606D	Settling Tanks	100D		BHI	Remove	Post Closure
1591	1608H	Waste Water Pump House, Lift Station	100H		FH	Remove	Post Closure
1592	1614N	Environmental Monitoring Station	100N		PNNL	MSC	Post Closure
1593	163N	Demineralization Plant	100N		WCH	RCCC	Post Closure
1594	166N	Diesel and Fuel Oil Storage Facility	100N		WCH	RCCC	Post Closure
1595	1707N	Boat House	100N		WCH	RCCC	Post Closure
1596	1712N	Insulation Shop & Storage Bldg	100N		WCH	RCCC	Post Closure
1597	1714N	Warehouse and Receiving	100N		WCH	RCCC	Post Closure
1598	1714NA	Warehouse - Receiving / Inspection	100N		WCH	RCCC	Post Closure
1599	1714NB	Warehouse - Tool Storage	100N		WCH	RCCC	Post Closure
1600	1715N	Oil Storage Tanks	100N		WCH	RCCC	Post Closure
1601	1716NE	Maintenance Garage	600		ENW	PRC	Post Closure
1602	1720HA	Storage Arsenal	100H		BHI	Remove	Post Closure
1603	1723N	Contaminated Equipment Storage Building	100N		WCH	RCCC	Post Closure
1604	1802N	Pipe Trestle (N Area Section)	100N		WCH	RCCC	Post Closure
1605	1802NE	Pipe Trestle (Supply System Section)	100N		WCH	RCCC	Post Closure
1606	181NC	Sample Station / Skid Station	100N		WCH	RCCC	Post Closure
1607	183KW	Chlorine Vault	100K	100K	WCH	RCCC	Post Closure
1608	183N	Water Filter Plant Building	100N		WCH	RCCC	Post Closure
1609	183NA	Water Filter Plant Pump House	100N		WCH	RCCC	Post Closure
1610	184D	100D Power House	100D		FH	Remove	Post Closure
1611	184NB	Air Handler Main Building	100N		WCH	RCCC	Post Closure
1612	184NC	Air Handler Annex Facility	100N		WCH	RCCC	Post Closure
1613	188D	Ash Disposal Basin	100D		WCH	Remove	Post Closure

Sort	Structure ID	Title	Hanford Geographic Area	Geographical Zone	Pre-Transition Contractor	Post-Transition Contractor	Current Lifecycle
1614	1900N	Water Supply Underground Lines & Storage Tanks	100N		WCH	RCCC	Post Closure
1615	190DR	Main Pump House -includes N. & S. Annex	100D		WCH	Remove	Post Closure
1616	203U	Retention Basin (S of 224U)	200W	U Plant Zone	FH	PRC	Post Closure
1617	203UXA	Storage	200W	U Plant Zone	FH	PRC	Post Closure
1618	207S	Water Retention Basin (Backfilled W/Soil)	200W	200-W Ponds Zone	FH	PRC	Post Closure
1619	222U	Office Administration Building	200W	U Plant Zone	FH	PRC	Post Closure
1620	2242B	Carpenter Shop	200E	B Plant Zone	FH	PRC	Post Closure
1621	241AZ153	Condensate Valve Pit	200E	WTP/A Farm Zone	CHG	TOC	Post Closure
1622	252BY	Substation 13.8 kV	200E	B Farm Zone	FH	PRC	Post Closure
1623	2707E	Change House	200E	200-E Admin Zone	FH	PRC	Post Closure
1624	2709A	Change House at 2714U	200W	U Plant Zone	FH	PRC	Post Closure
1625	2713E	Office Administration Building	200E	200-E Admin Zone	FH	PRC	Post Closure
1626	2714AR	Sludge Vault General Storage Building	200E	PUREX Zone	CHG	TOC	Post Closure
1627	2714U	Warehouse	200W	U Plant Zone	FH	PRC	Post Closure
1628	2715E	Storage Building	200E	200-E Admin Zone	FH	PRC	Post Closure
1629	2715EA	Drum Storage Shed	200E	200-E Admin Zone	FH	PRC	Post Closure
1630	2715U	Oil Storage Shed	200W	U Plant Zone	FH	PRC	Post Closure
1631	2715UA	Insulator Shop/Adjacent Waste Shed	200W	U Plant Zone	FH	PRC	Post Closure
1632	2716A	RM Checkout Station at 202A RR Tunnel	200E	PUREX Zone	FH	PRC	Post Closure
1633	2716U	UO3 Plant Fire Protection Shed	200W	U Plant Zone	FH	PRC	Post Closure
1634	2719E	Office Machine Storage	200E	200-E Admin Zone	FH	PRC	Post Closure
1635	2722E	Office Building	200E	200-E Admin Zone	FH	PRC	Post Closure
1636	2726U	Propane Gas Storage Building	200W	U Plant Zone	FH	PRC	Post Closure
1637	272U	Hot Shop/Cold Maintenance Shop	200W	U Plant Zone	FH	PRC	Post Closure
1638	275UR	Chemical Storage Warehouse	200W	U Plant Zone	FH	PRC	Post Closure
1639	2901E	Elevated Water Tank	200E	200-E Admin Zone	FH	PRC	Post Closure
1640	2902Z	Elevated Water Sto Tnk, Tower & Valve Pit	200W	PFP Zone	FH	PRC	Post Closure
1641	293AA	Hydrogen Peroxide Storage Facility	200E	PUREX Zone	FH	PRC	Post Closure
1642	296B012	WESF Facility K-3 Emergency Steam Jet Vent	200E	B Plant Zone	FH	PRC	Post Closure

Sort	Structure ID	Title	Hanford Geographic Area	Geographical Zone	Pre-Transition Contractor	Post-Transition Contractor	Current Lifecycle
1643	296S007E	Stack on 233S Roof	200W		FH	PRC	Post Closure
1644	296S007W	Stack on 233S Roof	200W		FH	PRC	Post Closure
1645	296U006	Stack, 241WR Ventilation Stack	200W	U Plant Zone	FH	PRC	Post Closure
1646	300LYS	300 Area Lysimeter Plot (see notes) 600-256 WIDS Site	300		PNNL	PNNL	Post Closure
1647	303A	Storage Building	300	300	WCH	RCCC	Post Closure
1648	303B	Storage Building	300	300	WCH	RCCC	Post Closure
1649	303C	Material Evaluation Laboratory	300	300	WCH	RCCC	Post Closure
1650	303E	Storage Building	300	300	WCH	RCCC	Post Closure
1651	303F	Pump House	300	300	WCH	RCCC	Post Closure
1652	303G	Storage Building	300	300	WCH	RCCC	Post Closure
1653	303J	Material Storage Building	300	300	WCH	RCCC	Post Closure
1654	303M	303M Uranium Oxide Facility	300	300	WCH	RCCC	Post Closure
1655	304	Uranium Concretion Facility	300	300	WCH	RCCC	Post Closure
1656	304A	Uranium Concretion Facility Change Room	300	300	WCH	RCCC	Post Closure
1657	305	Engineering Testing Facility	300	300	WCH	RCCC	Post Closure
1658	305A	Electrician & Pipefitter Shop	300	300	FH	RCCC	Post Closure
1659	305B	Laboratory and Hazardous Waste Storage Facility	300	300	WCH	RCCC	Post Closure
1660	305-BA	Boiler Annex	300	300	JCI	JCI	Post Closure
1661	306E	Development, Fabrication, & Test Lab	300	300	WCH	RCCC	Post Closure
1662	311TF	311 Tank Farm	300	300	WCH	RCCC	Post Closure
1663	313	Reactor Fuel Manufacturing Support Building	300	300	WCH	RCCC	Post Closure
1664	314	Engineering Development Laboratory	300	300	WCH	RCCC	Post Closure
1665	314A	Gas Bonding Autoclave Pit	300		FH	RCCC	Post Closure
1666	314B	Stress Rupture Test Facility	300	300	WCH	RCCC	Post Closure
1667	3225	Bottle Dock	300		WCH	RCCC	Post Closure
1668	3229	Storage Building	300	300	FH	RCCC	Post Closure
1669	333	N-Fuels Manufacturing Building	300	300	WCH	RCCC	Post Closure
1670	334	Process Sewer Monitor Facility	300	300	WCH	RCCC	Post Closure
1671	334A	Waste Acid Storage Building	300	300	WCH	RCCC	Post Closure
1672	334TF	334 Building Chem Handling Fac (Tank Farm)	300		WCH	RCCC	Post Closure

Sort	Structure ID	Title	Hanford Geographic Area	Geographical Zone	Pre-Transition Contractor	Post-Transition Contractor	Current Lifecycle
1673	3506A	Powerhouse Maintenance Shop	300	300	FH	RCCC	Post Closure
1674	3506B	Maintenance Shop	300	300	FH	RCCC	Post Closure
1675	3614B	Process Water Trenches (Wids site 316-5)	300		FH	RCCC	Post Closure
1676	3701D	Office Building	300	300	FH	RCCC	Post Closure
1677	3701U	Office Building	300	300	FH	RCCC	Post Closure
1678	3704	Insulators Storage	300	300	FH	RCCC	Post Closure
1679	3705	Photography Building	300	300	WCH	RCCC	Post Closure
1680	3707D	Office Building	300	300	WCH	RCCC	Post Closure
1681	3707E	Construction Storage	300	300	FH	RCCC	Post Closure
1682	3708	Radioanalytical Laboratory	300	300	WCH	RCCC	Post Closure
1683	3711	Maintenance Storage Building	300	300	WCH	RCCC	Post Closure
1684	3712	Storage Building	300	300	WCH	RCCC	Post Closure
1685	3713	Carpenter Shop	300	300	WCH	RCCC	Post Closure
1686	3715	Storage Building	300	300	WCH	RCCC	Post Closure
1687	3716	Storage Building	300	300	WCH	RCCC	Post Closure
1688	3717	Spare Parts Warehouse	300	300	WCH	RCCC	Post Closure
1689	3717B	South Maintenance Facility	300	300	WCH	RCCC	Post Closure
1690	3722	Construction Shop	300	300	WCH	RCCC	Post Closure
1691	3746D	Technical Service Annex	300	300	WCH	RCCC	Post Closure
1692	3762	Offices	300	300	FH	RCCC	Post Closure
1693	3763	Office Building	300		FH	RCCC	Post Closure
1694	3764	Offices	300	300	FH	RCCC	Post Closure
1695	3768	Office Building	300	300	FH	RCCC	Post Closure
1696	3769	Office Building	300	300	FH	RCCC	Post Closure
1697	377	Geotechnical Engineering Laboratory	300	300	WCH	RCCC	Post Closure
1698	3770	Office Building	300	300	FH	RCCC	Post Closure
1699	506A	Telephone Exchange Building N of White Bluffs	600		FH	PRC	Post Closure
1700	604G	WYE Barricade Patrol Utility Building	600		FH	PRC	Post Closure
1701	609B	Storage Building	600	ERDF Zone	FH	PRC	Post Closure
1702	609E	Fire Station Storage Facility	600	ERDF Zone	FH	PRC	Post Closure
1703	621A	Yakima Barricade Emergency Generator Shelter	600		FH	PRC	Post Closure

Sort	Structure ID	Title	Hanford Geographic Area	Geographical Zone	Pre-Transition Contractor	Post-Transition Contractor	Current Lifecycle	
1704	621B	Wye Barricade Emergency Generator Shelter	600		FH	PRC	Post Closure	
1705	6607-2A	Septic Tank N44830, W70100	600	ERDF Zone	FH	PRC	Post Closure	
1706	748	Radiosurgery Facility	700		FH	Remove	Post Closure	
1707	77AA	In Situ Vitrification (ISV)	600		BHI	PRC	Post Closure	
1708	MO026	Mobile Office South of 3705	300		WCH	RCCC	Post Closure	
1709	MO050	Mobile Office (aka 1115N)	100N		WCH	RCCC	Post Closure	
1710	MO052	Office Building (SE of 333)	300		WCH	RCCC	Post Closure	
1711	MO103	Mobile Office	300		FH	RCCC	Post Closure	
1712	MO105	Mobile Office	300		FH	RCCC	Post Closure	
1713	MO200	Mobile Office SE of 105D	100D		WCH	Remove	Post Closure	
1714	MO304	Mobile Office HTS Pipe Yard	600	200-E Ponds Zone	FH	PRC	Post Closure	
1715	MO321	SWP Changeroom Trailer at 211U	200W	U Plant Zone	FH	PRC	Post Closure	
1716	MO337	Mobile Office -Change Room	300		FH	RCCC	Post Closure	
1717	MO374	Mobile Office-105D I.S.R.M.	100D		FH	Remove	Post Closure	
1718	MO392	Mobile Office at 243G (Grout)	200E	WTP/A Farm Zone	FH	PRC	Post Closure	
1719	MO487	RCT Trailer at ERDF Site	600		WCH	RCCC	Post Closure	
1720	MO557	Mobile Office -CF	300		FH	RCCC	Post Closure	
1721	MO558	Mobile Office -CM	300		FH	RCCC	Post Closure	
1722	MO561	On D Ave. (North End of Site)	100D		WCH	Remove	Post Closure	
1723	MO717	Security Inspection Mobile	300		FH	RCCC	Post Closure	
1724	MO726	Security Office at Gate 813, 200E	600		FH	PRC	Post Closure	
1725	MO830	Mobile Office -Lunchroom	300		FH	RCCC	Post Closure	
1726	MO913	Change Trailer	100N		WCH	RCCC	Post Closure	
1727	MO936	Mobile Office	200W	REDOX Zone	FH	PRC	Post Closure	
1728	MO992	Mobile Office at Gatehouse	100N		WCH	RCCC	Post Closure	
1729	X7	Railroad Tools Shed, Outside 200E	600		FH	PRC	Post Closure	
1730	OTHER DISPOSITIONED STRUCTURES NOT ON ORIGINAL SITE STRUCTURE LIST							
1731	103B	Unirradiated Fuel Storage	100B			RCCC	Post Closure	
1732	104B1	Tritium Vault	100B			RCCC	Post Closure	
1733	104B2	Tritium Laboratory	100B			RCCC	Post Closure	
1734	104N	Storage Building	100N			RCCC	Post Closure	
1735	105C Fan room	105-C \ Fan room	100B			RCCC	Post Closure	
1736	105C High tanks	High tanks	100B			RCCC	Post Closure	
1737	105C Water tunnels	105-C \ Water tunnels	100B			RCCC	Post Closure	

Sort	Structure ID	Title	Hanford Geographic Area	Geographical Zone	Pre-Transition Contractor	Post-Transition Contractor	Current Lifecycle
1738	105D	Water tunnels	100D			Remove	Post Closure
1739	105NC	Emergency Diesel Generator Bldg	100N			RCCC	Post Closure
1740	108F	Biology Laboratory Building	100F			Remove	Post Closure
1741	109NA	Steam and Flow Instrument Building	100N			RCCC	Post Closure
1742	1112NB	Badge House (SEA)	100N			RCCC	Post Closure
1743	1134NA	Motor Generator Support (Line Conditioner)	100N			RCCC	Post Closure
1744	1161	Nitrogen Bottle Facility	1100			Delete	
1745	1162	Flammable Material Storage	1100			Delete	
1746	1163	Central Warehouse	1100			Delete	
1747	1164	Hazardous Storage Facility	1100			Delete	
1748	1167	General Stores Covered Storage Building	1100			Delete	
1749	1167A	Excess Salvage Office Building	1100			Delete	
1750	1168	Cylinder Storage Facility	1100			Delete	
1751	1169	Chemical Storage Facility	1100			Delete	
1752	116D	Reactor Exhaust Stack	100D			Remove	Post Closure
1753	116DR	Reactor Exhaust Stack	100D			Remove	Post Closure
1754	1170	Bus Terminal Dispatchers Building	1100			Delete	
1755	1171	Main Transportation Maintenance Building	1100			Delete	
1756	1171A	Bus Wash Facility Add-on to 1171	1100			Delete	
1757	1171B	1171 Equipment Wash Facility	1100			Delete	
1758	1171C	Spare Parts Storage Shed	1100			Delete	
1759	1172A	Fuel Facility - Service Station	1100			Delete	
1760	1173	Motor Stores Building	1100			Delete	
1761	1174	Bulk Petroleum Storage Facility	1100			Delete	
1762	1175	General Storage Building	1100			Delete	
1763	1176	Tire Storage Building	1100			Delete	
1764	1177	General Storage Building	1100			Delete	
1765	1179	Road Crew Storage	1100			Delete	
1766	119DR	Reactor Exhaust Air Filter Sample Building	100D			Remove	Post Closure
1767	1309N	Rupture Waste Processing Facility	100N			RCCC	Post Closure
1768	1316N	Valve House	100N			RCCC	Post Closure

Sort	Structure ID	Title	Hanford Geographic Area	Geographical Zone	Pre-Transition Contractor	Post-Transition Contractor	Current Lifecycle
1769	1316NA	Valve Vault Building	100N			RCCC	Post Closure
1770	1316NB	Crib Effluent Iodine Monitoring Facility	100N			RCCC	Post Closure
1771	1316NC	Turbine Meter Vault	100N			RCCC	Post Closure
1772	1327N	Diversion Valve House	100N			RCCC	Post Closure
1773	1608D	Waste Water Pump House	100D			Remove	Post Closure
1774	1608DR	Waste Water Pump House - Lift Station	100D			Remove	Post Closure
1775	1608F	Waste Water Pump House	100F			Remove	Post Closure
1776	1614D3	PNNL Monitoring Station	100D			Remove	Post Closure
1777	1701BA	Exclusion Area Badge House	100B			RCCC	Post Closure
1778	1701NA	Gatehouse 185N	100N			RCCC	Post Closure
1779	1702C	Badge House - 105C	100B			RCCC	Post Closure
1780	1702DR	Badge House - 105DR	100D			Remove	Post Closure
1781	1702N	Vehicle Inspection Building	100N			RCCC	Post Closure
1782	1703N	Office Building	600		ENW	PRC	Post Closure
1783	1714C	Solvent House	100B			RCCC	Post Closure
1784	1716N	Gasoline Station	100N			RCCC	Post Closure
1786	1734N	Gas Bottle Storage Building	100N			RCCC	Post Closure
1787	183C	Filter Plant Facility	100B			RCCC	Post Closure
1788	183H TSD	TSD Evaporation Basin	100H			Remove	Post Closure
1789	184ND	Fuel/Diesel Oil Day Tanks	100N			RCCC	Post Closure
1790	185D	Water Treatment / Development Lab	100D			Remove	Post Closure
1791	185N	Energy Northwest Power House Turbine Generator Bldg	100N			RCCC	Post Closure
1792	189D	Mechanical Development Lab	100D			Remove	Post Closure
1793	1909F	Effluent Valve Pit	100F			Remove	Post Closure
1794	190C	Main Pump House	100B			RCCC	Post Closure
1795	190D	Main Process Pump House (Demolished)	100D			Remove	Post Closure
1796	190DA	Main Pump House Annex	100D			Remove	Post Closure
1797	195D	Vertical Safety Rod Test Tower	100D			Remove	Post Closure
1798	205A	Silica Gel Treatment Facility	200E	PUREX Zone		PRC	Post Closure
1799	207T	Water Retention Basin	200W			PRC	Post Closure
1800	215A	Sodium Hydroxide Storage Facility	200E	PUREX Zone		PRC	Post Closure
1801	2200B	Construction Portal Monitoring Building	200E	B Plant Zone		PRC	Post Closure

Sort	Structure ID	Title	Hanford Geographic Area	Geographical Zone	Pre-Transition Contractor	Post-Transition Contractor	Current Lifecycle
1802	2201B	Construction Ice House at 227B	200E	B Plant Zone	FH	PRC	Post Closure
1803	221BE	Fork Lift Storage Building	200E	B Plant Zone	FH	PRC	Post Closure
1804	2234E	Storage Building	200E	B Plant Zone	FH	PRC	Post Closure
1805	2238E	Electrical Supervisors Office	200E	B Plant Zone	FH	PRC	Post Closure
1806	2239E	Carpenters Supervisors Office	200E	B Plant Zone	FH	PRC	Post Closure
1807	2240E	Paint Shop	200E	B Plant Zone	FH	PRC	Post Closure
1808	2241B	Laborer's Storage	200E	B Plant Zone	FH	PRC	Post Closure
1809	2244B	Multi Craft Fabrication Shop	200E	B Plant Zone	FH	PRC	Post Closure
1810	2245B	Electrician's Lunchroom/Office	200E	B Plant Zone	FH	PRC	Post Closure
1811	2247B	Ironworker's Shop	200E	B Plant Zone	FH	PRC	Post Closure
1812	2249B	Bottle Storage	200E	B Plant Zone	FH	PRC	Post Closure
1813	2251E	Storage Building	200E	B Plant Zone	FH	PRC	Post Closure
1814	2252E	Storage Building	200E	B Plant Zone	FH	PRC	Post Closure
1815	2253E	Storage Building	200E	B Plant Zone	FH	PRC	Post Closure
1816	2254E	Storage Building	200E	B Plant Zone	FH	PRC	Post Closure
1817	2255E	Bottle Dock	200E	B Plant Zone	FH	PRC	Post Closure
1818	2255EA	CONNEX Box	200E	B Plant Zone	FH	PRC	Post Closure
1819	2256E	Storage Building	200E	B Plant Zone	FH	PRC	Post Closure
1820	2257E	Storage Building	200E	B Plant Zone	FH	PRC	Post Closure
1821	2264W	Storage Building	200W			PRC	Post Closure
1822	233S	Plutonium Concentration Facility	200W	REDOX Zone	FH	PRC	Post Closure
1823	233SA	Exhaust Air Filter Building	200W			PRC	Post Closure
1824	243G5	GPF Standby Generator	200E			PRC	
1825	252U	13.8kV Substation	200W			MSC	
1826	2701AC	PUREX Patrol Guard Shack	200E			PRC	
1827	2701ZB	Exclusion Area Badge House (Demolished)	200W			PRC	
1828	2704C	Office Bldg. and Gate House (Demolished)	200E			PRC	
1829	2706S	Storage Building	200W			PRC	
1830	2708AR	Sludge Vault General Storage Building	200E			PRC	
1831	2724C	Rad Mon & Protective Clothing Facility	200E	C Farm Zone	CHG	TOC	Post Closure
1832	2724W	Laundry Facility	200W			PRC	
1833	272A	Maintenance Storage	200E			PRC	
1834	272BC	Construction Multi-Craft Storage	200E	B Plant Zone	FH	PRC	Post Closure

Sort	Structure ID	Title	Hanford Geographic Area	Geographical Zone	Pre-Transition Contractor	Post-Transition Contractor	Current Lifecycle
1835	284E	Salt Dissolving Pit	Salt Dissolving Pit - 2 ea	200E		PRC	
1836	284W	Salt Dissolving Pit	Salt Dissolving Pit - 2 ea	200W		PRC	
1837	2904EA	Chemical Sewer Sampling Bldg.	200E			PRC	
1838	2905P	Deep Well House	600			PRC	Post Closure
1839	2905R	Deep Well House	600			PRC	Post Closure
1840	296S07E	Stack	200W			PRC	
1841	296S07W	Stack	200W	REDOX Zone	FH	PRC	Post Closure
1842	303K	Waste & Material Storage	300			RCCC	Post Closure
1843	305AA	1251 Yard Shed	300			RCCC	Post Closure
1844	3221	Sandblasting Support Building	300	300	FH	RCCC	Post Closure
1845	3222	Storage Building	300	300	FH	RCCC	Post Closure
1846	3223	Storage Building	300	300	FH	RCCC	Post Closure
1847	3224	Storage Building	300	300	FH	RCCC	Post Closure
1848	3226	Office Building	300			RCCC	Post Closure
1849	3227	Office Building	300			RCCC	Post Closure
1850	3228	Craft Lunchroom	300			RCCC	Post Closure
1851	3231	Electrician Shop	300	300	FH	RCCC	Post Closure
1852	3232	Storage Building	300	300	FH	RCCC	Post Closure
1853	3234	Storage Building	300			RCCC	Post Closure
1854	3235	Hazardous Material Storage Building	300			RCCC	Post Closure
1855	331 Dog Run	Environmental Monitoring Station	300			RCCC	Post Closure
1856	331A	Virology Laboratory	300			RCCC	Post Closure
1857	331B	Dog Kennel	300			RCCC	Post Closure
1858	352C	Electrical Switch House, 2.4 kV	300			RCCC	Post Closure
1859	366	Underground Fuel Oil Bunker	300			RCCC	Post Closure
1860	366A	Underground Fuel Oil Bunker	300			RCCC	Post Closure
1861	3701	Office Building	300			RCCC	Post Closure
1862	3701C	Office Building - Protected Area Guard Station	300			RCCC	Post Closure
1863	3707EA	Paint Storage	300			RCCC	Post Closure
1864	3707G	Change House	300			RCCC	Post Closure
1865	3710A	Oil Storage Building	300			RCCC	Post Closure
1866	3718F	Sodium Storage Facility	300			RCCC	Post Closure
1867	3718O	HEPA Filter Storage	300			RCCC	Post Closure
1868	3726	Propane Storage Tanks Structure	300			RCCC	Post Closure

Sort	Structure ID	Title	Hanford Geographic Area	Geographical Zone	Pre-Transition Contractor	Post-Transition Contractor	Current Lifecycle
1869	3734A	Paint Storage Building	300			RCCC	Post Closure
1870	3767	Offices (Removed from Site)	300			RCCC	Post Closure
1871	3902A	Elevated Water Tank West (75,000 gal)	300			RCCC	Post Closure
1872	3902B	Elevated Water Tank East (100,000 gal)	300			RCCC	Post Closure
1873	604F	Wye Barricade Patrol Checking Station	600			MSC	
1874	604H	Patrol Utility Building	600			PRC	Post Closure
1875	609C	Fire Department Training Facility	600			MSC	
1876	614BYRL	Beyers Landing Monitoring Station	600			MSC	
1877	646	Radioecology Field Laboratory	600			MSC	
1878	6652DOME2	Small Observatory on Rattlesnake	600		Private	PRC	Post Closure
1879	703	Office Building	700			Remove	Post Closure
1880	747	Environmental Health Sciences Building	700			MSC	Post Closure
1881	747A	Whole Body Counter Lab (Sold)	700			MSC	Post Closure
1882	747B	Environmental Health Sciences Building Annex	700			MSC	Post Closure
1883	EMSL Tr1	Office Building	300			RCCC	Post Closure
1884	HO646382	Mobile Office	200W			PRC	Post Closure
1885	HO646386	Mobile Office	200W			PRC	Post Closure
1886	MO006	Mobile Office (Removed)	300			RCCC	Post Closure
1887	MO010	Office Building	300			RCCC	Post Closure
1888	MO012	Mobile Office (Removed)	200E			PRC	Post Closure
1889	MO019	Mobile Office -Janitor Staging	200E			PRC	Post Closure
1890	MO021	Mobile Office (Removed)	200E			PRC	Post Closure
1891	MO042	Mobile Office	200E			PRC	Post Closure
1892	MO043	Mobile Office	200E			PRC	Post Closure
1893	MO045	Environmental Monitoring Station	700			MSC	Post Closure
1894	MO046	Mobile Office	300			RCCC	Post Closure
1895	MO047	Mobile Office	200E	200-E Admin Zone		PRC	Post Closure
1896	MO056	Mobile Office (Removed)	200W			PRC	Post Closure
1897	MO108	Mobile Office (Removed)	200E			PRC	Post Closure
1898	MO201	Mobile Office (Removed)	200W			PRC	Post Closure
1899	MO203	Mobile Office (Removed)	200E			PRC	Post Closure
1900	MO204	Mobile Office -Lunchroom (Removed)	200W			PRC	Post Closure

Sort	Structure ID	Title	Hanford Geographic Area	Geographical Zone	Pre-Transition Contractor	Post-Transition Contractor	Current Lifecycle
1901	MO205	Mobile Office	100K	100K		PRC	Post Closure
1902	MO206	Mobile Office	200E			PRC	Post Closure
1903	MO227	Mobile Office	200E			PRC	Post Closure
1904	MO228	Mobile Office (Removed)	200E			PRC	Post Closure
1905	MO255	Mobile Office at 622G	600			PRC	Post Closure
1906	MO303	Mobile Office (Removed)	1100			Delete	Post Closure
1907	MO306	Mobile Office (Removed)	200W			PRC	Post Closure
1908	MO314	Mobile Office	100N			RCCC	Post Closure
1909	MO317	Mobile Office Adjacent to 233S	200W	REDOX Zone	FH	PRC	Post Closure
1910	MO324	Mobile Office -Change Room (Removed)	200E			PRC	Post Closure
1911	MO346	Mobile Office	200W			PRC	Post Closure
1912	MO347	Mobile Office (Removed)	200E			PRC	Post Closure
1913	MO351	Mobile Office	200W			PRC	Post Closure
1914	MO353	Mobile Office (Removed)	400			RCCC	Post Closure
1915	MO355	Mobile Office (Removed)	200E			PRC	Post Closure
1916	MO359	Office Building	300			RCCC	Post Closure
1917	MO368	Mobile Office - Patrol Training	600		FH	PRC	Post Closure
1918	MO376	Mobile Office	600			PRC	Post Closure
1919	MO378	Mobile Office (Removed)	400			RCCC	Post Closure
1920	MO379	Mobile Office (Removed)	400			RCCC	Post Closure
1921	MO393	Mobile Office	200E			PRC	Post Closure
1922	MO396	Mobile Office -Restroom	100N			RCCC	Post Closure
1923	MO404	Mobile Office AKA 2445A Stevens Dr	1100		POB	Delete	Post Closure
1924	MO419	Mobile Office at UO3 Plant 224U	200W	U Plant Zone	FH	PRC	Post Closure
1925	MO454	Mobile Office	200W			PRC	Post Closure
1926	MO465	Mobile Office	200W	WM Zone		PRC	Post Closure
1927	MO482	RCT Trailer at ERDF Site	600			RCCC	Post Closure
1928	MO504	Mobile Office -Storage	200E			PRC	Post Closure
1929	MO535	Mobile Office	200W			PRC	Post Closure
1930	MO536	Mobile Office -Warehouse	600			PRC	Post Closure
1931	MO542	Office Building (Removed)	200E			PRC	Post Closure
1932	MO543	Office Building (Removed)	300			RCCC	Post Closure
1933	MO549	Office Building	100N			RCCC	Post Closure
1934	MO550	Office Building	100N			RCCC	Post Closure

Sort	Structure ID	Title	Hanford Geographic Area	Geographical Zone	Pre-Transition Contractor	Post-Transition Contractor	Current Lifecycle
1935	MO552	Office Building (Removed)	200E			PRC	Post Closure
1936	MO555	Office Building (Removed)	600			PRC	Post Closure
1937	MO559	Office Building (Removed)	600			PRC	Post Closure
1938	MO560	Mobile Office	200E			PRC	Post Closure
1939	MO569	Mobile Office -Restroom	200E			PRC	Post Closure
1940	MO574	Mobile Office -Change Room	200E			PRC	Post Closure
1941	MO674	Mobile Office	200E			PRC	Post Closure
1942	MO705	Office Building (Removed)	200E			PRC	Post Closure
1943	MO708	Office Building (Removed)	200W	U Plant Zone		PRC	Post Closure
1944	MO709	Office Building (Removed)	300			RCCC	Post Closure
1945	MO711	Office Building (Removed)	600			PRC	Post Closure
1946	MO716	Mobile Office -Storage	200W			PRC	Post Closure
1947	MO718	Mobile Office -Lunchroom	100D			Remove	Post Closure
1948	MO738	Tank Farm Mobile Field Office West of PFP	200W			PRC	Post Closure
1949	MO832	Mobile Office	200E			PRC	Post Closure
1950	MO833	Mobile Office -Change /Lunchroom	300			RCCC	Post Closure
1951	MO834	Mobile Office	200W			PRC	Post Closure
1952	MO835	Office Building (Removed)	200W			PRC	Post Closure
1953	MO838	Office Building (Removed)	200E			PRC	Post Closure
1954	MO839	Mobile Office	200W			PRC	Post Closure
1955	MO845	Mobile Office	200E			PRC	Post Closure
1956	MO846	Mobile Office	100N			RCCC	Post Closure
1957	MO849	Mobile Office -Change /Lunchroom	200W			PRC	Post Closure
1958	MO851	Mobile Office	3000			Remove	Post Closure
1959	MO852	Office Building (Removed)	200E			PRC	Post Closure
1960	MO853	Mobile Office	200E			PRC	Post Closure
1961	MO854	Mobile Office	100K	100K		PRC	Post Closure
1962	MO862	Mobile Office	200W			PRC	Post Closure
1963	MO863	Mobile Office	200E			PRC	Post Closure
1964	MO904	Office Building (Removed)	200E			PRC	Post Closure
1965	MO908	Mobile Office (Removed)	400			RCCC	Post Closure
1966	MO909	Mobile Office	200W			PRC	Post Closure
1967	MO910	Mobile Office	100N			RCCC	Post Closure
1968	MO914	Office Building (Removed)	300			RCCC	Post Closure

Sort	Structure ID	Title	Hanford Geographic Area	Geographical Zone	Pre-Transition Contractor	Post-Transition Contractor	Current Lifecycle
1969	MO916	LMSI Maintenance Storage	1100		POB	Delete	Post Closure
1970	MO918	Office Building (Removed)	300			RCCC	Post Closure
1971	MO927	Mobile Office (Removed)	200E			PRC	Post Closure
1972	MO931	Mobile Office	200E			PRC	Post Closure
1973	MO934	Mobile Office -Change /Lunchroom (Removed)	200E			PRC	Post Closure
1974	MO937	Office Building (Removed)	300			RCCC	Post Closure
1975	MO938	LMSI Maintenance Storage	1100		POB	Delete	Post Closure
1976	MO940	LMSI Maintenance Services	1100		POB	Delete	Post Closure
1977	MO941	Mobile Field Office West of 234-5Z	200W			PRC	Post Closure
1978	MO944	Mobile Office -Storage	600			PRC	Post Closure
1979	MO946	Mobile Office (Removed)	200E			PRC	Post Closure
1980	MO947	Mobile Office (Removed)	200W			PRC	Post Closure
1981	MO948	Mobile Office (Removed)	200E			PRC	Post Closure
1982	MO951	Mobile Office / Lunchroom Trailer at 100N	100N			RCCC	Post Closure
1983	MO952	Mobile Office	100N			RCCC	Post Closure
1984	MO954	Mobile Office / Electricians Storage at 100N	100N			RCCC	Post Closure
1985	MO957	Mobile Office (Construction) (Removed From Site)	100N			RCCC	Post Closure
1986	MO958	Mobile Office	200E	B Plant Zone	FH	PRC	Post Closure
1987	MO959	Mobile Office -Restroom	200E			PRC	Post Closure
1988	MO961	Mobile Office	200W			PRC	Post Closure
1989	MO962	Mobile Office -Change /Lunchroom	200W			PRC	Post Closure
1990	MO964	Mobile Office	200E	B Plant Zone	FH	PRC	Post Closure
1991	MO965	Mobile Office -Storage	200E	B Plant Zone	FH	PRC	Post Closure
1992	MO966	Mobile Office -Lunchroom	200E		FH	PRC	Post Closure
1993	MO967	Mobile Office	200E	B Plant Zone	FH	PRC	Post Closure
1994	MO968	Mobile Office -Change Room	200E		FH	PRC	Post Closure
1995	MO975	Mobile Office -Change Room	200E			PRC	Post Closure
1996	MO990	Mobile Office	600			PRC	Post Closure
1997	MO994	Mobile Office	200E			PRC	Post Closure
1998	MO995	Mobile Office at B Plant	200E			PRC	Post Closure
1999	WBF1	White Bluffs Boat Storage Facility	600			PRC	Post Closure

Sort	Structure ID	Title	Hanford Geographic Area	Geographical Zone	Pre-Transition Contractor	Post-Transition Contractor	Current Lifecycle
2000	WBF2	Storage Building	600			PRC	Post Closure
2001	X1	Railroad Scale House	1100			Delete	Post Closure
2002	X4	Railroad Tool Shed	1100			Delete	Post Closure

**ATTACHMENT J.14
 HANFORD WASTE SITE ASSIGNMENT LIST**

Site Code	Site Names	Designated Area	Operable Unit	Geographical Zone	Post-Transition Contractor
100-B-1	100-B-1, Surface Chemical and Solid Waste Dumping Area, Laydown Yard	100B	100-BC-2	100B	RCCC
100-B-10	100-B-10, 107-B Basin Leak and Warm Springs	100B	100-BC-1	100B	RCCC
100-B-11	100-B-11, 115-B/C Caisson Site, 115-BC Sump, 115-BC Drywell, 115-B Tank, 115-B/C Caisson Valve Pit	100B	100-BC-1	100B	RCCC
100-B-12	100-B-12, Filter Box Radiological Materials Area (RMA)	100B	100-BC-1	100B	RCCC
100-B-14	100-B-14, 100-B Area Process and Sanitary Sewer Underground Pipelines (See Subsites)	100B	100-BC-1	100B	RCCC
100-B-15	100-B-15, 100BC River Effluent Pipelines, 100BC River Lines,	100B	100-BC-1	100B	RCCC
100-B-16	100-B-16, Utility Poles and Fixtures Debris Pile	100B	100-BC-1	100B	RCCC
100-B-17	100-B-17, Transite On Columbia River Shoreline at 100B	100B	100-BC-1	100B	RCCC
100-B-18	100-B-18, 184-B Powerhouse Debris Pile	100B	100-BC-1	100B	RCCC
100-B-19	100-B-19, 100-B/C Stained Soil Sites, 100B/C Chemical Contaminated Surface Soil Areas	100B	100-BC-1	100B	RCCC
100-B-2	100-B-2, 181-B Backwash Trench, Backwash Trench, Undocumented Liquid Waste Site, Miscellaneous Stream #73	100B	100-BC-1	100B	RCCC
100-B-20	100-B-20, 1716-B Maintenance Garage Underground Tank	100B	100-BC-1	100B	RCCC
100-B-21	100-B-21, 100-B/C Miscellaneous Pipelines	100B	100-BC-1	100B	RCCC
100-B-22	100-B-22, 100-B Water Treatment Facilities and Surrounding Soils	100B	100-BC-1	100B	RCCC
100-B-23	100-B-23, 100-B/C Surface Debris	100B	100-BC-2	100B	RCCC
100-B-24	100-B-24, 1904-B1 Spillway (Flume), 100-B-15:1 Flumes from Outfall Structures 116-B7, 132-B-6, 132-C-2	100B	100-BC-1	100B	RCCC
100-B-25	100-B-25, 1904-B2 Spillway, 132-B-6 Outfall, 100-B-15:1 Flumes from Outfall Structures 116-B-7, 132-B-6, 132-C-2,	100B	100-BC-1	100B	RCCC
100-B-26	100-B-26, 1904-C Spillway, 100-B-15:1 Flumes from Outfall Structures 116-B-7, 132-B-6, 132-C-2	100B	100-BC-1	100B	RCCC
100-B-27	100-B-27, Sodium Dichromate Spill	100B	100-BC-1	100B	RCCC
100-B-28	100-B-28, 183-C to 126-B-2 Sodium Dichromate Transfer Pipeline	100B	100-BC-1	100B	RCCC
100-B-3	100-B-3, Hot Thimble Burial Ground, Undocumented Solid Waste Site	100B	100-BC-1	100B	RCCC
100-B-4	100-B-4, Building Foundation, Undocumented Solid Waste Site	100B	100-BC-1	100B	RCCC
100-B-5	100-B-5, Effluent Vent Disposal Trench, 116-B-9, 105-B Effluent Vent Trench	100B	100-BC-1	100B	RCCC

Site Code	Site Names	Designated Area	Operable Unit	Geographical Zone	Post-Transition Contractor
100-B-7	100-B-7, 100-B Service Water Pipelines, 100-B Clean Water Pipelines	100B	100-BC-1	100B	RCCC
100-B-8	100-B-8, 100-B Reactor Cooling Water Effluent Underground Pipelines (See Subsites)	100B	100-BC-1	100B	RCCC
100-C-2	100-C-2, Possible Building Foundation and Parking Lot, Monitoring Station 1614-B-1	100C	100-BC-2	100C	RCCC
100-C-3	100-C-3, 119-C Sample Building French Drain, 119-C French Drain	100C	100-BC-2	100C	RCCC
100-C-4	100-C-4, Export Water Line Valve Pit	100C	100-BC-2	100C	RCCC
100-C-5	100-C-5, 100-C Service Water Pipelines, 100-C Clean Water Pipelines	100C	100-BC-2	100C	RCCC
100-C-6	100-C-6, 100-C Reactor Cooling Water Effluent Underground Pipelines (See Subsites)	100C	100-BC-2	100C	RCCC
100-C-7	100-C-7, 183-C Filter Building /Pumproom Facility Foundation and Demolition Waste (See Subsites)	100C	100-BC-2	100C	RCCC
100-C-8	100-C-8, 105C Hydraulic Oil Release	100C	100-BC-2	100C	RCCC
100-C-9	100-C-9, 100-C Area Process and Sanitary Sewer Underground Pipelines (See Subsites)	100C	100-BC-2	100C	RCCC
100-D-1	100-D-1, Contaminated Drain, Contaminated Storm Drain	100D	100-DR-1	100D	RCCC
100-D-10	100-D-10, Storm Drain Outfall, Undocumented Liquid Waste Site	100D	100-DR-1	100D	RCCC
100-D-11	100-D-11, Temporary Garage and Gasoline Dispensing Station, Temporary Garage TC-21	100D	100-DR-2	100D	RCCC
100-D-12	100-D-12, Sodium Dichromate / Acid Railcar and Truck Unload Station and Associated French Drain, Undocumented Liquid Waste Site	100D	100-DR-2	100D	RCCC
100-D-13	100-D-13, Unnumbered Septic System A, Septic Tank D-13, 100 DR Area Sewage Disposal Unit.124-DR-3, 1607-DR3	100D	100-DR-2	100D	RCCC
100-D-14	100-D-14, Unnumbered Septic Tank #2, Unnumbered Septic System (b)	100D	100-DR-2	100D	RCCC
100-D-15	100-D-15, Debris North of 100-D Area Perimeter Road and Debris South of 100-D Perimeter Road - within 100-D-55 , Gravel Pit #2, Pit 21	100D	100-DR-2	100D	RCCC
100-D-17	100-D-17, Burn Pit, Undocumented Solid Waste Site	100D	100-DR-2	100D	RCCC
100-D-18	100-D-18, Sludge Trench #4, 107-D Sludge Trench #4, 107-D-4, 107-D4	100D	100-DR-1	100D	RCCC
100-D-19	100-D-19, Sludge Trench #6, 107-D Sludge Trench #6	100D	100-DR-1	100D	RCCC

Site Code	Site Names	Designated Area	Operable Unit	Geographical Zone	Post-Transition Contractor
100-D-2	100-D-2, Solid Waste Site, Lead Sheeting	100D	100-DR-1	100D	RCCC
100-D-20	100-D-20, Sludge Trench #3, 107-D Sludge Trench #3, 107-D-3, 107-D3	100D	100-DR-1	100D	RCCC
100-D-21	100-D-21, Sludge Trench #2, 107-DR Sludge Trench #2, 107-D-2, 107-D2	100D	100-DR-1	100D	RCCC
100-D-22	100-D-22, Sludge Trench #1, 107-DR Sludge Trench #1, 107-D-1, 107-D1	100D	100-DR-1	100D	RCCC
100-D-23	100-D-23, 119-DR Sample Building Drywell	100D	100-DR-2	100D	RCCC
100-D-24	100-D-24, 119D Sample Building Drywell	100D	100-DR-1	100D	RCCC
100-D-25	100-D-25, Unplanned Release: 107-DR Basin Leaks	100D	100-DR-1	100D	RCCC
100-D-26	100-D-26, Borrow Pit, Potential Burial Trenches	600	100-DR-1	600	RCCC
100-D-27	100-D-27, 151-D Substation UPR, A-2 Substation Transformer #A401C Leak	100D	100-DR-2	100D	RCCC
100-D-28	100-D-28, 190-DR Building Septic System (See Subsites)	100D	100-DR-2	100D	RCCC
100-D-29	100-D-29, Effluent Line Leak #2	100D	100-DR-1	100D	RCCC
100-D-3	100-D-3, Solid Waste Burial Ground, Silica Gel	100D	100-DR-1	100D	RCCC
100-D-30	100-D-30, 190-D Sodium Dichromate Soil Contamination, 185-D, 189-D Decontamination & Demolition Project, 185-D Sodium Dichromate Trench & Sump	100D	100-DR-1	100D	RCCC
100-D-31	100-D-31, 100-D Water Treatment Facilities Underground Pipelines	100D	100-DR-1	100D	RCCC
100-D-32	100-D-32, Minor Construction Burial Ground #6	100D	100-DR-1	100D	RCCC
100-D-33	100-D-33, Minor Construction Burial Ground #4 East Trench	100D	100-DR-1	100D	RCCC
100-D-34	100-D-34, 100-D/DR Grounds Surrounding Deactivated Areas, Exclusion Area	100D	100-DR-1	100D	RCCC
100-D-35	100-D-35, Minor Construction Burial Ground #4 West Trench	100D	100-DR-1	100D	RCCC
100-D-36	100-D-36, Undocumented Concrete Pad, Monitoring Station 1614-D-1, 100-N-20	100D	100-DR-2	100D	RCCC
100-D-37	100-D-37, Undocumented Concrete Pad, 1614-D-3 Monitoring Station	100D	100-DR-2	100D	RCCC
100-D-38	100-D-38, Suspect Septic Tank	100D	100-DR-1	100D	RCCC
100-D-4	100-D-4, Sludge Trench #5, 107-DR Sludge Trench #5, 107-D-5, 107-D5	100D	100-DR-1	100D	RCCC
100-D-40	100-D-40, Minor Construction Burial Ground #5 Hole	100D	100-DR-2	100D	RCCC
100-D-41	100-D-41, Minor Construction Burial Ground #5 Trench, 118-18, 118-D-18	100D	100-DR-1	100D	RCCC

Site Code	Site Names	Designated Area	Operable Unit	Geographical Zone	Post-Transition Contractor
100-D-42	100-D-42, Buried VSR Thimble Site	100D	100-DR-1	100D	RCCC
100-D-43	100-D-43, Buried VSR Thimble Site, Burial Ground 4C, 118-D-4C	100D	100-DR-2	100D	RCCC
100-D-45	100-D-45, Buried VSR Thimble Site, Burial Ground 4B, 118-D-4B	100D	100-DR-1	100D	RCCC
100-D-46	100-D-46, Burial Ground 4A, 118-D-4A	100D	100-DR-2	100D	RCCC
100-D-47	100-D-47, Construction C.G. 558-Rod Burial, Burial Ground 4E, 118-D-4E	100D	100-DR-2	100D	RCCC
100-D-48	100-D-48, 100-D Reactor Cooling Water Effluent Underground Pipelines (See Subsites)	100D	100-DR-1	100D	RCCC
100-D-49	100-D-49, 100-DR Reactor Cooling Water Effluent Underground Pipelines (See Subsites)	100D	100-DR-1	100D	RCCC
100-D-5	100-D-5, Waste Site Near 103-D, Undocumented Solid Waste Site, Undocumented Solid Waste Site Near 103-D	100D	100-DR-1	100D	RCCC
100-D-50	100-D-50, 100-DR Water Treatment Facilities Underground Pipelines (See Subsites)	100D	100-DR-1	100D	RCCC
100-D-52	100-D-52, 105-D Downcomer Insulation Space Dry Well	100D	100-DR-1	100D	RCCC
100-D-53	100-D-53, 117-DR Filter Building, 117-DR HEPA Filter Building	100D	100-DR-2	100D	RCCC
100-D-54	100-D-54, Drywell Near Fire Facility Gravel Scrubber	100D	100-DR-2	100D	RCCC
100-D-55	100-D-55, Gravel Pit #21, Pit 21	100D	100-DR-2	100D	RCCC
100-D-56	100-D-56, 100-D Area Sodium Dichromate Underground Supply Lines	100D	100-DR-1	100D	RCCC
100-D-57	100-D-57, Earth Crib Near 107-DR	100D	100-DR-1	100D	RCCC
100-D-58	100-D-58, 100-DR Area On-site Sewage System for MO-980 & 4-Closet Restroom Facility	100D	100-DR-2	100D	RCCC
100-D-59	100-D-59 French Drain at the 183-D Acid Transfer Station	100D	100-DR-1	100D	RCCC
100-D-6	100-D-6, Buried VSR Thimble, Minor Construction Burial Ground #1, Burial Ground 4D, 118-D-4D	100D	100-DR-1	100D	RCCC
100-D-60	100-D-60, 100D/DR River Effluent Pipelines, 100D River Lines, D Island, 116-D-5 Outfall Structure	100D	100-DR-1	100D	RCCC
100-D-61	100-D-61, Utility Pole and Fixture Debris Piles	100D	100-DR-1	100D	RCCC
100-D-62	100-D-62, 183-DR Headhouse Septic Tank	100D	100-DR-2	100D	RCCC
100-D-63	100-D-63, 100-D/DR Service Water Pipelines, 100-D/DR Clean Water Pipelines	100D	100-DR-1	100D	RCCC
100-D-64	100-D-64, 119-DR, 119-DR Sample Building, 105-DR Reactor Exhaust Stack Sampling Building	100D	100-DR-2	100D	RCCC

Site Code	Site Names	Designated Area	Operable Unit	Geographical Zone	Post-Transition Contractor
100-D-65	100-D-65, 1904D Spillway, 116-D-5 Outfall Spillway, 100-D-60:1 Flumes	100D	100-DR-1	100D	RCCC
100-D-66	100-D-66, 1904-DR Spillway, 116-DR-5 Outfall, 100-D-60:1 Flume	100D	100-DR-1	100D	RCCC
100-D-67	100-D-67, D Island Contamination, 100-D-60, 100-D/DR-60 River Effluent Pipelines, 100D River Lines, D Island, 116-D-5 Outfall Structure	100D	100-DR-1	100D	RCCC
100-D-68	100-D-68, 190-DR Process Water Pump House	100D	100-DR-2	100D	RCCC
100-D-7	100-D-7, Undocumented Solid Waste Site	100D	100-DR-1	100D	RCCC
100-D-8	100-D-8, 105-DR Process Sewer Outfall Site, Undocumented Liquid Waste Site, 1907-DR	100D	100-DR-1	100D	RCCC
100-D-9	100-D-9, 184-DA Boiler Oil Tank	100D	100-DR-1	100D	RCCC
100-F-1	100-F-1, 100-FR-2 Depression	100F	100-FR-2	100F	RCCC
100-F-10	100-F-10, French Drain at East End of 105-F Storage Room (Southeast Corner)	100F	100-FR-1	100F	RCCC
100-F-11	100-F-11, 108-F Building 18 inch French Drain	100F	100-FR-1	100F	RCCC
100-F-12	100-F-12, 36 inch French Drain at 105-F Building	100F	100-FR-1	100F	RCCC
100-F-14	100-F-14, 100-FR-2 Vent Pipe, 100-F Carpenter Shop Waste Site Vent	100F	100-FR-2	100F	RCCC
100-F-15	100-F-15, 108-F Building Ventilation French Drain, Undocumented	100F	100-FR-2	100F	RCCC
100-F-16	100-F-16, 108-F Building 30-inch French Drain, Undocumented	100F	100-FR-1	100F	RCCC
100-F-17	100-F-17, 108-F Chemical Pump House, Chemical Storage Tanks at 108-F, Chemicals Used at 108-F Building	100F	100-FR-1	100F	RCCC
100-F-18	100-F-18, 105-F Condensate Drain Field, Underground Tank at 105-F Building, Undocumented	100F	100-FR-1	100F	RCCC
100-F-19	100-F-19, 100-F Reactor Cooling Water Effluent Underground Pipelines, Contaminated Underground Lines, Effluent Water System, 1904-F Process Sewer (See Subsites)	100F	100-FR-1	100F	RCCC
100-F-2	100-F-2, Strontium Garden, PNL Ecological Study Strontium Garden	100F	100-FR-2	100F	RCCC
100-F-20	100-F-20, PNL Parallel Pits	100F	100-FR-2	100F	RCCC
100-F-21	100-F-21, Grounds Surrounding Deactivated Areas, Exclusion Area	100F	100-FR-1	100F	RCCC
100-F-23	100-F-23, 141-C Drywell	100F	100-FR-1	100F	RCCC
100-F-24	100-F-24, 145-F Drywell	100F	100-FR-1	100F	RCCC
100-F-25	100-F-25, 146-FR Drywells	100F	100-FR-1	100F	RCCC

Site Code	Site Names	Designated Area	Operable Unit	Geographical Zone	Post-Transition Contractor
100-F-26	100-F-26, 100-F Water Treatment Facility Underground Pipelines (See Subsites)	100F	100-FR-1	100F	RCCC
100-F-28	100-F-28, Septic Tank and Drainfield	100F	100-FR-2	100F	RCCC
100-F-29	100-F-29, 100-F Experimental Animal Farm Process Sewer Pipelines	100F	100-FR-1	100F	RCCC
100-F-30	100-F-30, 144-F Drywell	100F	100-FR-1	100F	RCCC
100-F-31	100-F-31, 144-F Sanitary Sewer System	100F	100-FR-1	100F	RCCC
100-F-32	100-F-32, 1717-F Underground Fuel Oil Tanks	100F	100-FR-1	100F	RCCC
100-F-33	100-F-33, 146-F Aquatic Biology Fish Ponds	100F	100-FR-1	100F	RCCC
100-F-34	100-F-34, Biology Facility French Drain	100F	100-FR-1	100F	RCCC
100-F-35	100-F-35, Soil Contamination Area inside the 105-F Exclusion Area	100F	100-FR-2	100F	RCCC
100-F-36	100-F-36, 108-F Chemical Pump House, 108-F Biological Laboratory	100F	100-FR-1	100F	RCCC
100-F-37	100-F-37, French Drain Discovered Near Hydrant F-2	100F	100-FR-1	100F	RCCC
100-F-38	100-F-38, Yellow Stained Soil Near Hydrant F-2	100F	100-FR-1	100F	RCCC
100-F-39	100-F-39, 100F River Effluent Pipelines, 100F River Lines,	100F	100-FR-1	100F	RCCC
100-F-4	100-F-4, 108-F Building 12-inch French Drain	100F	100-FR-1	100F	RCCC
100-F-40	100-F-40, Animal Farm Surface Impoundment	100F	100-FR-1	100F	RCCC
100-F-41	100-F-41, 100-F Service Water Pipelines, 100-F Clean Water Pipelines	100F	100-FR-1	100F	RCCC
100-F-42	100-F-42, 1904-F Spillway, 100-F-39:1 Flume	100F	100-FR-1	100F	RCCC
100-F-43	100-F-43, Spillway for PNL Outfall, 116-F-16 Spillway, 100-F-39:1	100F	100-FR-1	100F	RCCC
100-F-44	100-F-44, 100-F Miscellaneous Pipelines	100F	100-FR-1	100F	RCCC
100-F-45	100-F-45, Buried River Effluent Pipelines	100F	100-FR-1	100F	RCCC
100-F-46	100-F-46, 119-F Stack Sampling French Drain	100F	100-FR-2	100F	RCCC
100-F-47	100-F-47, 151-F Substation	100F	100-FR-1	100F	RCCC
100-F-48	100-F-48, 184-F Coal Pit Debris	100F	100-FR-1	100F	RCCC
100-F-49	100-F-49, 1716-F Maintenance Garage Lubrication Pit	100F	100-FR-2	100F	RCCC
100-F-5	100-F-5, 1717-F Building Drywell	100F	100-FR-1	100F	RCCC
100-F-50	100-F-50, 100-F Railroad French Drain	100F	100-FR-2	100F	RCCC
100-F-51	100-F-51, 146-F Fish Laboratory Soil	100F	100-FR-1	100F	RCCC
100-F-52	100-F-52, 146-FR Radioecology/Aquatic Biology Laboratory Soil	100F	100-FR-1	100F	RCCC
100-F-53	100-F-53, 108-F Septic System	100F	100-FR-2	100F	RCCC
100-F-54	100-F-54, 100-F Animal Farm Pastures	100F	100-FR-1	100F	RCCC
100-F-55	100-F-55, 1607-F7 Contaminated Ash Layer	100F	100-FR-1	100F	RCCC

Site Code	Site Names	Designated Area	Operable Unit	Geographical Zone	Post-Transition Contractor
100-F-56	100-F-56, 100-F Surface Debris/Stains	100F	100-FR-1	100F	RCCC
100-F-57	100-F-57, 190-F Process Water Pump House Debris	100F	100-FR-1	100F	RCCC
100-F-6	100-F-6, 1716 FA Fuel Tank and Pump	100F	100-FR-1	100F	RCCC
100-F-7	100-F-7, Underground Fuel Tank - 1705-F Building	100F	100-FR-1	100F	RCCC
100-F-8	100-F-8, French Drains Near 105-F Gate	100F	100-FR-1	100F	RCCC
100-F-9	100-F-9, French Drain at East End of 105-F Storage Room (Northeast Corner)	100F	100-FR-1	100F	RCCC
100-H-1	100-H-1, 105-H Rod Cave	100H	100-HR-1	100H	RCCC
100-H-10	100-H-10, French Drain D	100H	100-HR-1	100H	RCCC
100-H-11	100-H-11, Expansion Box French Drain E	100H	100-HR-1	100H	RCCC
100-H-12	100-H-12, Expansion Box French Drain F and Shielding Lead	100H	100-HR-1	100H	RCCC
100-H-13	100-H-13, French Drain G	100H	100-HR-1	100H	RCCC
100-H-14	100-H-14, Surface Contamination Zone H	100H	100-HR-1	100H	RCCC
100-H-15	100-H-15, Possible Septic Tank & Tile Field, 100-H-25	100H	100-HR-2	100H	RCCC
100-H-16	100-H-16, 184-H Salt Dissolving Pit and Brine Pump House, H Area Power House Brine Pit, 184-H Brine Pit	100H	100-HR-2	100H	RCCC
100-H-17	100-H-17, 116-H-2 Trench Overflow	100H	100-HR-1	100H	RCCC
100-H-18	100-H-18, Undocumented Unplanned Airborne Release: Stack Emission No.1	100H	100-HR-1	100H	RCCC
100-H-19	100-H-19, Undocumented Unplanned Airborne Release: Stack Emission No.2	100H	100-HR-1	100H	RCCC
100-H-2	100-H-2, Buried Thimble Site	100H	100-HR-2	100H	RCCC
100-H-20	100-H-20, Undocumented Unplanned Release: Swallow Nests and Droppings	100H	100-HR-1	100H	RCCC
100-H-21	100-H-21, 100-H Reactor Cooling Water Effluent Underground Pipelines	100H	100-HR-1	100H	RCCC
100-H-22	100-H-22, Soil Contaminated by Effluent Line Leakage	100H	100-HR-1	100H	RCCC
100-H-24	100-H-24, 151-H Electrical Facilities, 100-H-24 Substation, 151-H Substation	100H	100-HR-1	100H	RCCC
100-H-26	100-H-26, Grounds Surrounding Deactivated Areas, Exclusion Area	100H	100-HR-1	100H	RCCC
100-H-27	100-H-27, 100-H Area Patrol Headquarters Storm Runoff Ditch	100H	100-HR-2	100H	RCCC
100-H-28	100-H-28, 100-H Water Treatment Facilities Underground Pipelines (See Subsites)	100H	100-HR-1	100H	RCCC
100-H-3	100-H-3, 1716-H Garage Fuel Tank Site	100H	100-HR-1	100H	RCCC
100-H-30	100-H-30, 110-H Sanitary Sewer Trench	100H	100-HR-1	100H	RCCC

Site Code	Site Names	Designated Area	Operable Unit	Geographical Zone	Post-Transition Contractor
100-H-31	100-H-31, Polychlorinated Biphenyl in Soil On North Side of 105-H Reactor Building	100H	100-HR-1	100H	RCCC
100-H-32	100-H-32, 184-H Brine Pit French Drain	100H	100-HR-2	100H	RCCC
100-H-33	100-H-33, 183-H Solar Evaporation Basins Radionuclide Components	100H	100-HR-1	100H	RCCC
100-H-34	100-H-34, 100H River Effluent Pipelines, 100H River Lines;	100H	100-HR-1	100H	RCCC
100-H-35	100-H-35, 100-H Service Water Pipelines, 100-H Clean Water Pipelines	100H	100-HR-1	100H	RCCC
100-H-36	100-H-36, 1904-H Spillway, 116-H-5 Spillway, 100-H-34:1 Flume (Spillway) for the 116-H-5 Outfall Structure	100H	100-HR-1	100H	RCCC
100-H-37	100-H-37, 100-H Mud Dauber Contamination Area	100H	100-HR-2	100H	RCCC
100-H-4	100-H-4, 1717-H Hot Shop, French Drain, and, Contaminated Storage Unit	100H	100-HR-1	100H	RCCC
100-H-5	100-H-5, 107-H Retention Basin Sludge Burial Site, 107-H Buried Sludge Site, Sludge Disposal Trench, 107-H Grave	100H	100-HR-1	100H	RCCC
100-H-6	100-H-6, Suspect Waste Site: Contaminated Ramp	100H	100-HR-1	100H	RCCC
100-H-7	100-H-7, French Drain A	100H	100-HR-1	100H	RCCC
100-H-8	100-H-8, French Drain B	100H	100-HR-1	100H	RCCC
100-H-9	100-H-9, French Drain C	100H	100-HR-1	100H	RCCC
100-K-1	100-K-1, 119-KW French Drain, 119-KW Exhaust Air Sample Building French Drain, 100-K-45	100K	100-KR-2	100K	PRC
100-K-10	100-K-10, 118-KE-2 French Drain (South), 104-K Dry Well	100K	100-KR-2	100K	PRC
100-K-11	100-K-11, 118-KW-2 French Drain (North), 104-K Dry Well	100K	100-KR-2	100K	PRC
100-K-12	100-K-12, 118-KW-2 French Drain (South), 104-K Dry Well	100K	100-KR-2	100K	PRC
100-K-13	100-K-13, French Drain West of the 166-KW Oil Storage Tank Facility	100K	100-KR-2	100K	PRC
100-K-14	100-K-14, 183-KE Acid Neutralization Pit and Overflow French Drain	100K	100-KR-2	100K	PRC
100-K-15	100-K-15, 183-KW Liquid Alum Storage Tank (West)	100K	100-KR-2	100K	PRC
100-K-16	100-K-16, 183-KW Liquid Alum Storage Tank (East)	100K	100-KR-2	100K	PRC
100-K-18	100-K-18, 183-KW Caustic Neutralization Pit	100K	100-KR-2	100K	PRC
100-K-19	100-K-19, 183-KW Caustic Soda Storage Tank Site	100K	100-KR-2	100K	PRC
100-K-2	100-K-2, 118-K-2, 118-K-2 Sludge Burial Ground, Burial Area	100K	100-KR-2	100K	RCCC
100-K-20	100-K-20, 183-KW Sodium Silicate Storage Tank (West)	100K	100-KR-2	100K	PRC
100-K-21	100-K-21, 183-KW Sodium Silicate Storage Tank (East)	100K	100-KR-2	100K	PRC

Site Code	Site Names	Designated Area	Operable Unit	Geographical Zone	Post-Transition Contractor
100-K-22	100-K-22, 183-KE Sodium Silicate Storage Tank (West)	100K	100-KR-2	100K	PRC
100-K-23	100-K-23, 183-KE Sodium Silicate Storage Tank (East)	100K	100-KR-2	100K	PRC
100-K-24	100-K-24, 183-KW Bauxite Tank	100K	100-KR-2	100K	PRC
100-K-25	100-K-25, 183-KE Caustic Neutralization Pit	100K	100-KR-2	100K	PRC
100-K-27	100-K-27, 183-KE Caustic Soda Storage Tank Site	100K	100-KR-2	100K	PRC
100-K-28	100-K-28, 183-KE Bauxite Tank	100K	100-KR-2	100K	PRC
100-K-29	100-K-29, 183-KE Sandblasting Site	100K	100-KR-2	100K	PRC
100-K-3	100-K-3, 1706-KE Fish Pond Heat Exchanger Pit and Pump Pit, Water Studies Semi-Works	100K	100-KR-2	100K	PRC
100-K-30	100-K-30, 183-KE Sulfuric Acid Tank Bases (West Tank)	100K	100-KR-2	100K	PRC
100-K-31	100-K-31, 183-KE Sulfuric Acid Tank Bases (East tank)	100K	100-KR-2	100K	PRC
100-K-32	100-K-32, 183-KW Sulfuric Acid Tank Bases (East tank)	100K	100-KR-2	100K	PRC
100-K-33	100-K-33, 183-KW Sulfuric Acid Tank Bases (West tank)	100K	100-KR-2	100K	PRC
100-K-34	100-K-34, 183-KW Acid Neutralization Pit	100K	100-KR-2	100K	PRC
100-K-35	100-K-35, 183-KE Acid Neutralization Pit	100K	100-KR-2	100K	PRC
100-K-36	100-K-36, 1706-KE Chemical Storage Facility Dry Well	100K	100-KR-2	100K	PRC
100-K-37	100-K-37, 1706-KE Sulfuric Acid Tank	100K	100-KR-2	100K	PRC
100-K-38	100-K-38, 1706-KE Caustic Soda Tank	100K	100-KR-2	100K	PRC
100-K-39	100-K-39, 118-K-3 Filter Crib	100K	100-KR-2	100K	RCCC
100-K-4	100-K-4, 1706-KE Wet Fish Studies Ponds and Valve Pit	100K	100-KR-2	100K	PRC
100-K-42	100-K-42, 100 Area KE Basin, 105-KE Fuel Storage Basin, K East Basin, Irradiated Fissile Material Storage, Metal Storage Basin, 100-K-40	100K	100-KR-2	100K	PRC
100-K-43	100-K-43, KW Basin, 105-KW Fuel Storage Basin, K West Basin, Irradiated Fissile Material Storage	100K	100-KR-2	100K	PRC
100-K-44	100-K-44, Grounds Surrounding Deactivated Areas, Exclusion Area	100K	100-KR-2	100K	PRC
100-K-46	100-K-46, 119-KE French Drain, Drywell	100K	100-KR-2	100K	PRC
100-K-47	100-K-47, 1904-K Process Sewer	100K	100-KR-2	100K	PRC
100-K-48	100-K-48, 100-KE Oil Contamination Areas	100K	100-KR-2	100K	PRC
100-K-49	100-K-49, 100-KW Oil Contamination Area	100K	100-KR-2	100K	PRC
100-K-5	100-K-5, 1705-KE French Drain	100K	100-KR-2	100K	PRC
100-K-50	100-K-50, 1725-K & 1726-K Sanitary Sewer System Holding Tank	100K	100-KR-2	100K	PRC
100-K-51	100-K-51, 105-KE 90-Day Waste Accumulation Area, 100K 90-Day Waste Storage Facility	100K	100-KR-2	100K	PRC
100-K-52	100-K-52, 1706-KE Wet Fish Studies Laboratory	100K	100-KR-2	100K	PRC

Site Code	Site Names	Designated Area	Operable Unit	Geographical Zone	Post-Transition Contractor
100-K-53	100-K-53, 100-KE Glycol Heat Recovery Underground Pipelines	100K	100-KR-2	100K	PRC
100-K-54	100-K-54, 100-KW Glycol Heat Recovery Underground Pipelines	100K	100-KR-2	100K	PRC
100-K-55	100-K-55, 100-KW Reactor Cooling Water Effluent Underground Pipelines (See Subsites)	100K	100-KR-2	100K	PRC
100-K-56	100-K-56, 100-KE Reactor Cooling Water Effluent Underground Pipelines (See Subsites)	100K	100-KR-2	100K	PRC
100-K-57	100-K-57, 107-KE Drainage Ditch	100K	100-KR-1	100K	RCCC
100-K-58	100-K-58, 100-KE Service Water Pipelines, 100-KE Clean Water Pipelines	100K	100-KR-2	100K	PRC
100-K-59	100-K-59, 100-KW Service Water Pipelines, 100-KW Clean Water Pipelines	100K	100-KR-2	100K	PRC
100-K-6	100-K-6, Vacuum Pit, Cyclone Separator, 105-KE Vacuum Pit	100K	100-KR-2	100K	PRC
100-K-60	100-K-60, 1904-K Process Sewer (165-KW)	100K	100-KR-2	100K	PRC
100-K-61	100-K-61, 117-KW Filter Building	100K	100-KR-2	100K	PRC
100-K-62	100-K-62, 117-KE Filter Building	100K	100-KR-2	100K	PRC
100-K-63	100-K-63, 100-KW Floodplain, 100-K Flood Plain Contamination Area	100K	100-KR-1	100K	RCCC
100-K-64	100-K-64, 100-KE Floodplain, 100-KE Flood Plain Contamination Area	100K	100-KR-1	100K	PRC
100-K-66	100-K-66, 165-KW Power Control Building	100K	100-KR-2	100K	PRC
100-K-67	100-K-67, 165-KE Power Control Building	100K	100-KR-2	100K	PRC
100-K-68	100-K-68, 105-KE Pump Gallery and Catch Tank, D Sump	100K	100-KR-2	100K	PRC
100-K-69	100-K-69, 105-KE Sump C	100K	100-KR-2	100K	PRC
100-K-7	100-K-7, 165-KE Ethylene Glycol Tanks, 165-KE-E and 165-KE-W	100K	100-KR-2	100K	PRC
100-K-70	100-K-70, 105-KE Waste Storage Tank, Holding Tank	100K	100-KR-2	100K	PRC
100-K-71	100-K-71, 105-KE Collection Box	100K	100-KR-2	100K	PRC
100-K-72	100-K-72, 105-KW Pump Gallery and Catch Tank, D Sump	100K	100-KR-2	100K	PRC
100-K-73	100-K-73, 105-KW Collection Box	100K	100-KR-2	100K	PRC
100-K-74	100-K-74, 105-KW Waste Storage Tank, Holding Tank	100K	100-KR-2	100K	PRC
100-K-75	100-K-75, 105-KW Sump C	100K	100-KR-2	100K	PRC
100-K-76	100-K-76, 105-KW Unplanned Release Discovered Near 130-KW-1 Emergency Diesel Tank	100K	100-KR-2	100K	PRC
100-K-77	100-K-77, Underground Railroad Ties Southeast of 1706KE	100K	100-KR-2	100K	PRC
100-K-78	100-K-78, Fenced Contamination Area	100K	100-KR-1	100K	RCCC

Site Code	Site Names	Designated Area	Operable Unit	Geographical Zone	Post-Transition Contractor
100-K-79	100-K-79; Sodium Dichromate and Sulfuric Acid Product Pipelines at 100-K	100K	100-KR-2	100K	PRC
100-K-8	100-K-8, 165-KW Ethylene Glycol Tanks, 165-KW-E and 165-KW-W	100K	100-KR-2	100K	PRC
100-K-80	100-K-80, 100K River Effluent Pipeline, 100K River Line, 116-K-3 Outfall Structure, 1908 K Outfall	100K	100-KR-1	100K	PRC
100-K-81	100-K-81, Contamination Area West of 116-K-3	100K	100-KR-1	100K	PRC
100-K-82	100-K-82, 105-KW Fuel Storage Basin leak	100K	100-KR-2	100K	PRC
100-K-83	100-K-83, 1904-K Spillway, 116-K-3, 1904-K Outfall Structure	100K	100-KR-1	100K	PRC
100-K-9	100-K-9, 118-KE-2 French Drain (North), 104-K Dry Well	100K	100-KR-2	100K	PRC
100-N-1	100-N-1, HGP SWMU #6, HGP Settling Pond	100N	100-NR-1	100N	ENW RCCC
100-N-10	100-N-10, 120-N-5 Facility Liquid Unplanned Release 2 (09/02/87)	100N	100-NR-1	100N	RCCC
100-N-11	100-N-11, 120-N-5 Transfer Trench Liquid Unplanned Release 3	100N	100-NR-1	100N	RCCC
100-N-12	100-N-12, 166-N / 184-N Pipelines Liquid Unplanned Release 1 (10/14/87 cleaned up)	100N	100-NR-1	100N	RCCC
100-N-13	100-N-13, Contaminated Soil Solid Waste Site 1	100N	100-NR-1	100N	RCCC
100-N-14	100-N-14, Contaminated Soil Solid Waste Site 2	100N	100-NR-1	100N	RCCC
100-N-16	100-N-16, Burn Pit 1, 128N-FS-2	100N	100-NR-1	100N	RCCC
100-N-17	100-N-17, Burn Pit 2, 128N-FS-1	100N	100-NR-1	100N	RCCC
100-N-18	100-N-18, Hanford Generating Plant Burn Pit, HGP Burn Pit	100N	100-NR-1	100N	RCCC
100-N-19	100-N-19, HGP Construction Debris Dump Solid Waste Site, SWMU #11	100N	100-NR-1	100N	RCCC
100-N-21	100-N-21, Blast Yard Solid Waste Site, 1143-N Blast Yard	100N	100-NR-1	100N	RCCC
100-N-22	100-N-22, Sanitary Sewer System (Undocumented), 1705-N Septic Tank and Cesspool	100N	100-NR-1	100N	RCCC
100-N-23	100-N-23, Resin Disposal Pit Liquid Waste Site 1	100N	100-NR-1	100N	RCCC
100-N-24	100-N-24, Hydrogen Dry Well Liquid Waste Site, Hydrogen Peroxide Drywell	100N	100-NR-1	100N	RCCC
100-N-25	100-N-25, French Drain 1 Liquid Waste Site (100N TBR 4.86)	100N	100-NR-1	100N	RCCC
100-N-26	100-N-26, French Drain 2 Liquid Waste Site (100N TBR 4.86)	100N	100-NR-1	100N	RCCC
100-N-27	100-N-27, 108-N Sump, 108-N Neutralization Pit	100N	100-NR-1	100N	RCCC
100-N-28	100-N-28, Resin Disposal Pit Liquid Waste Site 2	100N	100-NR-1	100N	RCCC
100-N-29	100-N-29, Unplanned Release on 25-centimeter (10-inch) Blowdown Pipeline #1	100N	100-NR-1	100N	RCCC

Site Code	Site Names	Designated Area	Operable Unit	Geographical Zone	Post-Transition Contractor
100-N-3	100-N-3, Maintenance Garage French Drain, HGP-SWMU #9, Maintenance Garage Waste Water Treatment Unit	100N	100-NR-1	100N	ENW RCCC
100-N-30	100-N-30, Unplanned Release on 10 inch Blowdown Pipeline #2	100N	100-NR-1	100N	RCCC
100-N-31	100-N-31, Unplanned Release on 30 inch Pipe Line	100N	100-NR-1	100N	RCCC
100-N-32	100-N-32, Unplanned Release on 25-centimeter (10-inch) Blowdown Pipeline #3	100N	100-NR-1	100N	RCCC
100-N-33	100-N-33, 100-N Military Installation Ash Pit	100N	100-NR-1	100N	RCCC
100-N-34	100-N-34, Debris site	100N	100-NR-1	100N	RCCC
100-N-35	100-N-35, BPA Hanford Substation, Hanford Generating Plant (HGP) Substation	100N	100-NR-1	100N	RCCC
100-N-36	100-N-36, 107-N Oil Stained Pad	100N	100-NR-1	100N	RCCC
100-N-37	100-N-37, 109-N Asbestos Release	100N	100-NR-1	100N	RCCC
100-N-38	100-N-38, Unplanned Release at 1300-N	100N	100-NR-1	100N	RCCC
100-N-39	100-N-39, Hanford Substation Construction Dump Area, SWMU #11	100N	100-NR-1	100N	RCCC
100-N-4	100-N-4, HGP SWMU #5 Tile Field	100N	100-NR-1	100N	ENW RCCC
100-N-40	100-N-40, Unplanned Release at 108-N	100N	100-NR-1	100N	RCCC
100-N-41	100-N-41, 1701-NE Gate House Septic Tank, HGP-SWMU #9	100N	100-NR-1	100N	ENW RCCC
100-N-45	100-N-45, 1703-N Septic Tank, HGP-SWMU #9	100N	100-NR-1	100N	ENW RCCC
100-N-46	100-N-46, HGP Diesel Oil Storage Tank	100N	100-NR-1	100N	ENW RCCC
100-N-47	100-N-47, Military Artillery Site Solid Waste Site	100N	100-NR-1	100N	RCCC
100-N-5	100-N-5, HGP Disposal and Storage Area, HGP Bone Yard, HGP-SWMU #10	100N	100-NR-1	100N	ENW RCCC
100-N-50	100-N-50, HGP SWMU 4, Turbine Oil filter Unit, Turbine oil cleaning system	100N	100-NR-1	100N	ENW RCCC
100-N-51	100-N-51, HGP Building Oil Storage Area, 100-N-51A, HGP SWMU #2	100N	100-NR-1	100N	ENW RCCC
100-N-51B	100-N-51B, HGP Building Floor Drains and Sumps, HGP SWMU #3	100N	100-NR-1	100N	RCCC
100-N-52	100-N-52, HGP Gasoline Storage Tank,	100N	100-NR-1	100N	ENW RCCC
100-N-53	100-N-53, 181-N Building Waste Oil Tank	100N	100-NR-1	100N	RCCC
100-N-54	100-N-54, 151-N Building Drywell, Miscellaneous Stream #727	100N	100-NR-1	100N	RCCC
100-N-55	100-N-55, 153-N Building Drywell, Miscellaneous Stream #728	100N	100-NR-1	100N	RCCC
100-N-56	100-N-56, 181-N Building Drywell	100N	100-NR-1	100N	RCCC
100-N-57	100-N-57, 1304-N Emergency Dump Tank	100N	100-NR-1	100N	RCCC

Site Code	Site Names	Designated Area	Operable Unit	Geographical Zone	Post-Transition Contractor
100-N-58	100-N-58, South Pond, 120-N South Settling Pond, 1324-N South Settling Pond	100N	100-NR-1	100N	RCCC
100-N-59	100-N-59, Radioactively Contaminated Soil Northeast of 105-NB Building	100N	100-NR-1	100N	RCCC
100-N-6	100-N-6, 128-N-1, 128N-FS-3	100N	100-NR-1	100N	RCCC
100-N-60	100-N-60, 1314-N Drywell	100N	100-NR-1	100N	RCCC
100-N-61	100-N-61, 100-N Water Treatment and Storage Facilities Underground Pipelines	100N	100-NR-1	100N	RCCC
100-N-62	100-N-62, 100-N 105-N, 109-N, 163-N, 182-N, 183-N and 184-N Underground Pipelines	100N	100-NR-1	100N	RCCC
100-N-63	100-N-63, 100-N Reactor (1314-N, 116-N-1 and 116-N-3) TSD Underground Pipelines (See Subsites)	100N	100-NR-1	100N	RCCC
100-N-64	100-N-64, 100-N Reactor 105/109-N Cooling Water Effluent Underground Pipelines	100N	100-NR-1	100N	RCCC
100-N-65	100-N-65, UPR-100-N-17 Interceptor Trench, Diesel Oil Interceptor Trench	100N	100-NR-1	100N	RCCC
100-N-66	100-N-66, 105-N/109-N Reactor Building Complex	100N	100-NR-1	100N	RCCC
100-N-67	100-N-67, HGP Dumping Area	100N	100-NR-1	100N	RCCC
100-N-68	100-N-68, N Basin Low Level Radioactive Water Spill	100N	100-NR-1	100N	RCCC
100-N-69	100-N-69, 105-NB Stormwater Injection Well, Miscellaneous Stream #801	100N	100-NR-1	100N	RCCC
100-N-7	100-N-7, 182-N Facility Liquid Unplanned Release (remediated)	100N	100-NR-1	100N	RCCC
100-N-70	100-N-70, 1705-N Stormwater Injection Well, Miscellaneous Stream #802	100N	100-NR-1	100N	RCCC
100-N-71	100-N-71, 100-N Sewer System, Project 4546.010	100N	100-NR-1	100N	RCCC
100-N-72	100-N-72, 107-N Building East Area Stormwater Runoff, Miscellaneous Stream #396	100N	100-NR-1	100N	RCCC
100-N-73	100-N-73, 107-N Building West Area Stormwater Runoff, Miscellaneous Stream #395	100N	100-NR-1	100N	RCCC
100-N-74	100-N-74, 183-N Building Fire System Drain, Miscellaneous Stream #492	100N	100-NR-1	100N	RCCC
100-N-75	100-N-75, 183-N Building Fire System Relief Valve, Miscellaneous Stream #493	100N	100-NR-1	100N	RCCC
100-N-76	100-N-76, 181-N Pumphouse French Drains	100N	100-NR-1	100N	RCCC
100-N-77	100-N-77, 100N River Effluent Pipeline, 1908-N Outfall	100N	100-NR-1	100N	RCCC

Site Code	Site Names	Designated Area	Operable Unit	Geographical Zone	Post-Transition Contractor
100-N-78	100-N-78, 1716-NE Maintenance Garage, HGP SWMU #8	100N	100-NR-1	100N	RCCC
100-N-79	100-N-79, 1908-N Spillway, 1908 N Outfall Structure, 100-N-77:1 Flume	100N	100-NR-1	100N	RCCC
100-N-8	100-N-8, 108-N Facility, 108-N CUF	100N	100-NR-1	100N	RCCC
100-N-80	100-N-80, River Line from 1908-NE Outfall, HGP Outfall, 1908-NE Building, HGP-SWMU #7	100N	100-NR-1	100N	RCCC
100-N-81	100-N-81, 100-N Kaiser Shops Garnet Sandblasting Material	100N	100-NR-1	100N	RCCC
100-N-9	100-N-9, 120-N-5 Facility Liquid Unplanned Release 1 (08/07/87)	100N	100-NR-1	100N	RCCC
1100 BSUHR	1100 BSUHR, 1100 Area Bus Shop Underground Hoist Rams	1100	1100-EM-2	1100	PRC
1100 HPADS	1100 HPADS, 1100 Area Hanford Patrol Academy Demolition Site	600	1100-EM-1	600	PRC
1100 HWSA	1100 HWSA, 1100 Area HWSA, 1100 Area Hazardous Waste Storage Area	1100	1100-EM-2	1100	PRC
1100 UOT4	1100 UOT4, 1100 Area Used Oil Tank 4, 1100 Area Underground Used Oil Tank (tank #4), 1171-4	1100	1100-EM-2	1100	PRC
1100 UOT5	1100 UOT5, 1100 Area Used Oil Tank 5, 1100 Area Underground Used Oil Tank (Tank #5), 1171-5	1100	1100-EM-2	1100	PRC
1100 UOT6	1100 UOT6, 1100 Area Used Oil Tank 6, 1100 Area Underground Used Oil Tank (Tank #6), 1171-6	1100	1100-EM-2	1100	PRC
1100 USPT2	1100 USPT2, 1100 Area Underground Steam Pad Tank 2, 1171-2	1100	1100-EM-2	1100	PRC
1100 USPT3	1100 USPT3, 1100 Area Underground Steam Pad Tank 3, 1171-3	1100	1100-EM-2	1100	PRC
1100-1	1100-1, Battery Acid Pit, 1171 Building Sandpit Spills, UPR-1100-1	1100	1100-EM-1	1100	PRC
1100-11	1100-11, Ephemeral Pool	1100	1100-EM-1	1100	PRC
1100-12	1100-12 Dumping Areas	1100	1100-EM-1	1100	PRC
1100-13	1100-13, Gravel Pit #1, Pit 1	1100	1100-EM-1	1100	PRC
1100-14	1100-14, Gravel Pit #2, Pit 2	1100	1100-EM-1	1100	PRC
1100-15	1100-15, Gravel Pit #3, Pit 3	1100	1100-EM-1	1100	PRC
1100-18	1100-18, Cistern and Possible Historic Disposal Site Identified During RCRA General Inspection 1100FY98 Item #3	1100	1100-EM-1	1100	PRC
1100-19	1100-19, Tar Flow and Stained Sands Areas	1100	1100-EM-2	1100	PRC
1100-2	1100-2, Paint and Solvent Pit, UPR-1100-2	1100	1100-EM-1	1100	PRC
1100-20	1100-20, Hammer 90-Day Storage Pad	1100	1100-EM-1	1100	PRC

Site Code	Site Names	Designated Area	Operable Unit	Geographical Zone	Post-Transition Contractor
1100-3	1100-3, Antifreeze and Degreaser Pit, Antifreeze Pit, UPR-1100-3	1100	1100-EM-1	1100	PRC
1100-4	1100-4, Antifreeze Tank Site, UN-1100-4, 1171 Building Spills, UPR-1100-4	1100	1100-EM-1	1100	PRC
1100-8	1100-8, 1171 Hoist Oil Leak	1100	1100-EM-2	1100	PRC
1100-9	1100-9, 1164 Building 90-Day Waste Accumulation Area	1100	1100-EM-1	1100	PRC
116-B-1	116-B-1, 107-B Liquid Waste Disposal Trench, Process Effluent Trench	100B	100-BC-1	100B	RCCC
116-B-10	116-B-10, 108-B Dry Well, Quench Tank	100B	100-BC-1	100B	RCCC
116-B-11	116-B-11, 107-B Retention Basin, 116-B-11 Retention Basin	100B	100-BC-1	100B	RCCC
116-B-12	116-B-12, 117-B Crib, 117-B Seal Pit Crib	100B	100-BC-1	100B	RCCC
116-B-13	116-B-13, 107-B South Sludge Trench, 116-B-8, 107-B #2 Grave, Basin Sludge Burial Pit	100B	100-BC-1	100B	RCCC
116-B-14	116-B-14, 107-B North Sludge Trench, 107-B Liquid Waste Disposal Trench No. 1, 116-B-2, 107-B #1 Grave	100B	100-BC-1	100B	RCCC
116-B-15	116-B-15, 105-B Fuel Storage Basin Cleanout Percolation Pit, 105-B Fuel Storage Discharge Pond, 105-B Pond	100B	100-BC-1	100B	RCCC
116-B-16	116-B-16, 111-B Fuel Examination Tank	100B	100-BC-1	100B	RCCC
116-B-2	116-B-2, 105-B Storage Basin Trench, B-Storage Basin Crib	100B	100-BC-1	100B	RCCC
116-B-3	116-B-3, 105-B Pluto Crib	100B	100-BC-1	100B	RCCC
116-B-4	116-B-4, 105-B Dummy Decontamination French Drain, 105-B Dummy Decontamination Disposal Crib	100B	100-BC-1	100B	RCCC
116-B-5	116-B-5, 116-B-5 Crib, 116-B-5 Trench, 108-B Crib	100B	100-BC-1	100B	RCCC
116-B-6A	116-B-6A, 111-B Crib No. 1, 116-B-6-1	100B	100-BC-1	100B	RCCC
116-B-6B	116-B-6B, 111-B Crib No. 2, 116-B-6-2	100B	100-BC-1	100B	RCCC
116-B-7	116-B-7, 1904-B-1 Outfall Structure, 1904-B1	100B	100-BC-1	100B	RCCC
116-B-9	116-B-9, 104-B-2 French Drain	100B	100-BC-1	100B	RCCC
116-C-1	116-C-1, 107-C Liquid Waste Disposal Trench	100C	100-BC-1	100C	RCCC
116-C-2A	116-C-2A, 105-C Pluto Crib, 116-C-2, 105-C Crib	100C	100-BC-2	100C	RCCC
116-C-2B	116-C-2B, 105-C Pluto Crib Pump Station, 116-C-2-1, 116-C-2B Pump Station	100C	100-BC-2	100C	RCCC
116-C-2C	116-C-2C, 105-C Pluto Crib Sand Filter, 116-C-2-2, 116-C-8	100C	100-BC-2	100C	RCCC
116-C-3	116-C-3, 105-C Chemical Waste Tanks	100C	100-BC-2	100C	RCCC
116-C-5	116-C-5, 116-C-5 Retention Basins, 107-C Retention Basins	100C	100-BC-1	100C	RCCC
116-C-6	116-C-6, 105-C Fuel Storage Basin Cleanout Percolation Pit, 105-C Pond	100C	100-BC-2	100C	RCCC

Site Code	Site Names	Designated Area	Operable Unit	Geographical Zone	Post-Transition Contractor
116-D-10	116-D-10, 105-D Fuel Storage Basin Cleanout Percolation Pit, 105-D Fuel Storage Discharge Ponds, 105-D Ponds	100D	100-DR-1	100D	RCCC
116-D-1A	116-D-1A, 105-D Storage Basin Trench #1	100D	100-DR-1	100D	RCCC
116-D-1B	116-D-1B, 105-D Storage Basin Trench #2	100D	100-DR-1	100D	RCCC
116-D-2	116-D-2, 105-D Pluto Crib, 116-D-2A	100D	100-DR-1	100D	RCCC
116-D-3	116-D-3, 108-D Crib #1	100D	100-DR-1	100D	RCCC
116-D-4	116-D-4, 108-D Crib #2	100D	100-DR-1	100D	RCCC
116-D-5	116-D-5, 1904-D Outfall Structure	100D	100-DR-1	100D	RCCC
116-D-6	116-D-6, 105-D Cushion Corridor French Drain	100D	100-DR-1	100D	RCCC
116-D-7	116-D-7, 107-D Retention Basin, 107-D	100D	100-DR-1	100D	RCCC
116-D-8	116-D-8, 100-D Cask Storage Pad	100D	100-DR-2	100D	RCCC
116-D-9	116-D-9, 117-D Crib, 117-D Seal Pit Crib	100D	100-DR-1	100D	RCCC
116-DR-1&2	116-DR-1&2, 107-DR Liquid Waste Disposal Trench #1, 107-DR Liquid Waste Disposal Trench #2, 116-DR-1, 116-DR-2	100D	100-DR-1	100D	RCCC
116-DR-10	116-DR-10, 105-DR Fuel Storage Basin Cleanout Percolation, 105-DR Fuel Storage Discharge Pond, 105-DR Pond	100D	100-DR-2	100D	RCCC
116-DR-3	116-DR-3, 105-DR Storage Basin Trench	100D	100-DR-2	100D	RCCC
116-DR-4	116-DR-4, 105-DR Pluto Crib	100D	100-DR-2	100D	RCCC
116-DR-5	116-DR-5, 1904-DR Outfall Structure, 1904-DR	100D	100-DR-1	100D	RCCC
116-DR-6	116-DR-6, 1608-DR Liquid Disposal Trench, Wash Pad Liquid Waste Site 3C	100D	100-DR-2	100D	RCCC
116-DR-7	116-DR-7, 105-DR Inkwell Crib	100D	100-DR-2	100D	RCCC
116-DR-8	116-DR-8, 117-DR Crib, 117-DR Seal Pit Crib (CERCLA)	100D	100-DR-2	100D	RCCC
116-DR-9	116-DR-9, 107-DR Retention Basin, 107-DR	100D	100-DR-1	100D	RCCC
116-F-1	116-F-1, Lewis Canal	100F	100-FR-1	100F	RCCC
116-F-10	116-F-10, 105-F Dummy Decontamination French Drain, 116-F-8, 105 Dummy/Perf Decontamination Crib, Perf Decontamination Drain	100F	100-FR-1	100F	RCCC
116-F-11	116-F-11, 105-F Cushion Corridor French Drain	100F	100-FR-1	100F	RCCC
116-F-12	116-F-12, 148-F French Drain	100F	100-FR-1	100F	RCCC
116-F-13	116-F-13, 1705-F Experimental Garden French Drain	100F	100-FR-1	100F	RCCC
116-F-14	116-F-14, 107-F Retention Basin, 107-F	100F	100-FR-1	100F	RCCC
116-F-15	116-F-15, 108-F Radiation Crib	100F	100-FR-1	100F	RCCC
116-F-16	116-F-16, PNL Outfall	100F	100-FR-1	100F	RCCC
116-F-2	116-F-2, 107-F Liquid Waste Disposal Trench	100F	100-FR-1	100F	RCCC

Site Code	Site Names	Designated Area	Operable Unit	Geographical Zone	Post-Transition Contractor
116-F-3	116-F-3, 105-F Storage Basin Trench	100F	100-FR-1	100F	RCCC
116-F-4	116-F-4, 105-F Pluto Crib	100F	100-FR-1	100F	RCCC
116-F-5	116-F-5, Ball Washer Crib	100F	100-FR-1	100F	RCCC
116-F-6	116-F-6, 1608-F Liquid Waste Disposal Trench, 105-F Cooling Water Trench	100F	100-FR-1	100F	RCCC
116-F-7	116-F-7, 117-F Crib and Pipeline, 116-F-7 Seal Pit Water Crib and Pipeline (See Subsites)	100F	100-FR-1	100F	RCCC
116-F-8	116-F-8, 1904-F Outfall Structure	100F	100-FR-1	100F	RCCC
116-F-9	116-F-9, Animal Waste Leaching Trench	100F	100-FR-1	100F	RCCC
116-H-1	116-H-1, 107-H Liquid Waste Disposal Trench	100H	100-HR-1	100H	RCCC
116-H-2	116-H-2, 1608-H Liquid Waste Disposal Trench, 1608-H Crib & Trench	100H	100-HR-1	100H	RCCC
116-H-3	116-H-3, 105-H Dummy Decontamination French Drain, Perf Decontamination Drain	100H	100-HR-1	100H	RCCC
116-H-4	116-H-4, 105-H Pluto Crib	100H	100-HR-1	100H	RCCC
116-H-5	116-H-5, 116-H-5 Outfall Structure, 1904-H Outfall Structure, 116-H-5 Outfall Structure	100H	100-HR-1	100H	RCCC
116-H-6	116-H-6, 183-H Solar Evaporation Basins	100H	100-HR-1	100H	RCCC
116-H-7	116-H-7, 107-H Retention Basin, 107-H	100H	100-HR-1	100H	RCCC
116-H-9	116-H-9, 117-H Crib, 117-H Seal Pit Crib	100H	100-HR-1	100H	RCCC
116-K-1	116-K-1, 100-K Crib, 100-K Pond, 116-K-1 Trench, 107-K Pond, 107-K(E) Sump, 100-K Emergency Pond	100K	100-KR-1	100K	RCCC
116-K-2	116-K-2, 100-K Mile Long Trench, K Trench, 116-K-2 Trench, 100-K Emergency Trench, 107-K Effluent Trench, Bypass Crib Ditch	100K	100-KR-1	100K	RCCC
116-K-3	116-K-3, 1904-K Outfall Structure, 1908-K Outfall Structure	100K	100-KR-1	100K	PRC
116-KE-1	116-KE-1, 115-KE Condensate Crib	100K	100-KR-2	100K	PRC
116-KE-2	116-KE-2, 1706-KER Waste Crib	100K	100-KR-2	100K	PRC
116-KE-3	116-KE-3, 105-KE Storage Basin French Drain, 105-KE Fuel Storage Basin Sub-Basin Drainage Disposal System Crib	100K	100-KR-2	100K	PRC
116-KE-4	116-KE-4, 107-KE Retention Basins, 107-KE	100K	100-KR-1	100K	RCCC
116-KE-5	116-KE-5, 150-KE Heat Recovery Station	100K	100-KR-2	100K	RCCC
116-KE-6A	116-KE-6A, 1706-KE Condensate Collection Tank, 1706-KE Waste Treatment System	100K	100-KR-2	100K	PRC
116-KE-6B	116-KE-6B, 1706-KE Evaporation Tank, 1706-KE Waste Treatment System	100K	100-KR-2	100K	PRC

Site Code	Site Names	Designated Area	Operable Unit	Geographical Zone	Post-Transition Contractor
116-KE-6C	116-KE-6C, 1706-KE Waste Accumulation Tank, 1706-KE Waste Treatment System	100K	100-KR-2	100K	PRC
116-KE-6D	116-KE-6D, 1706-KE Ion Exchange Column, 1706-KE Waste Treatment System	100K	100-KR-2	100K	PRC
116-KW-1	116-KW-1, 115-KW Condensate Crib	100K	100-KR-2	100K	PRC
116-KW-2	116-KW-2, 105-KW Storage Basin French Drain, 105-KW Basin Reverse Well, 105-KW Fuel Storage Basin Sub-Basin Drainage Disposal System Crib	100K	100-KR-2	100K	PRC
116-KW-3	116-KW-3, 107-KW Retention Basin, 107-KW	100K	100-KR-1	100K	RCCC
116-KW-4	116-KW-4, 150-KW Heat Recovery Station	100K	100-KR-2	100K	RCCC
116-N-1	116-N-1, 1301-N Liquid Waste Disposal Facility, 1301-N Crib and Trench	100N	100-NR-1	100N	RCCC
116-N-2	116-N-2, 1310-N Chemical Waste Storage Tank, The Golf Ball, 1310-N Waste Storage Area	100N	100-NR-1	100N	RCCC
116-N-3	116-N-3, 1325-N Liquid Waste Disposal Facility, 1325-N Crib and Trench	100N	100-NR-1	100N	RCCC
116-N-4	116-N-4, 1300-N Emergency Dump Basin	100N	100-NR-1	100N	RCCC
116-N-8	116-N-8, 163-N Mixed Waste and Hazardous Waste Container Storage Pad, 1330-N, 116-N-8 Storage Pad	100N	100-NR-1	100N	RCCC
118-B-1	118-B-1, 105-B Burial Ground, 105-B Solid Waste Burial Ground, Operations, Solid Waste Burial Ground, 108-B Burial Ground, Ext. to BG No. 1	100B	100-BC-2	100B	RCCC
118-B-10	118-B-10, Ball 3X Storage Vault	100B	100-BC-1	100B	RCCC
118-B-2	118-B-2, Construction Burial Ground No. 1, Minor Construction Burial, Ground No. 1	100B	100-BC-2	100B	RCCC
118-B-3	118-B-3, Construction Burial Ground No. 2	100B	100-BC-2	100B	RCCC
118-B-4	118-B-4, 105-B Spacer Burial Ground, 105-B Dummy Burial Ground	100B	100-BC-2	100B	RCCC
118-B-5	118-B-5, Ball 3X Burial Ground	100B	100-BC-1	100B	RCCC
118-B-6	118-B-6, 108-B Solid Waste Burial Ground, 108-B Solid Waste Burial Ground, No. 2	100B	100-BC-2	100B	RCCC
118-B-7	118-B-7, 111-B Solid Waste Burial Site	100B	100-BC-1	100B	RCCC
118-B-8	118-B-8, 105-B Reactor Building, B Reactor. Subsite :1, 105-B French Drains (See Subsites)	100B	100-BC-1	100B	RCCC

Site Code	Site Names	Designated Area	Operable Unit	Geographical Zone	Post-Transition Contractor
118-B-9	118-B-9, 104-B-1 Tritium Vault and 104-B-2 Tritium Laboratory, 104-B2 Storage Building	100B	100-BC-1	100B	RCCC
118-C-1	118-C-1, 105-C Burial Ground, 105-C Solid Waste Burial Ground, 118-C-1, Burial Ground	100C	100-BC-2	100C	RCCC
118-C-2	118-C-2, 105-C Ball Storage Tank, Ball 3X Storage Tank	100C	100-BC-2	100C	RCCC
118-C-3	118-C-3, 105-C Reactor Building (See Subsites)	100C	100-BC-2	100C	RCCC
118-C-4	118-C-4, 105-C Horizontal Control Rod Storage Cave	100C	100-BC-2	100C	RCCC
118-D-1	118-D-1, 100-D Burial Ground No. 1	100D	100-DR-2	100D	RCCC
118-D-2	118-D-2, 100-D Burial Ground No. 2	100D	100-DR-2	100D	RCCC
118-D-3	118-D-3, 100-D Burial Ground No. 3	100D	100-DR-2	100D	RCCC
118-D-4	118-D-4, Construction Burial Ground, Burial Ground 4F, 118-D-4F	100D	100-DR-2	100D	RCCC
118-D-5	118-D-5, Ball 3X Burial Ground, Burial Ground 4G, 118-D-4G, Minor Construction Burial Ground Number 5	100D	100-DR-2	100D	RCCC
118-D-6	118-D-6, 105-D Reactor Building (See Subsites)	100D	100-DR-1	100D	RCCC
118-DR-1	118-DR-1, 105-DR Gas Loop Burial Ground	100D	100-DR-2	100D	RCCC
118-DR-2	118-DR-2, 105-DR Reactor Building, 105-DR (See Subsites)	100D	100-DR-2	100D	RCCC
118-F-1	118-F-1, Minor Construction Burial Ground No. 2, Burial Ground No. 1, Solid Waste Burial Ground No. 2	100F	100-FR-2	100F	RCCC
118-F-2	118-F-2, Burial Ground No. 2, Solid Waste Burial Ground No. 1	100F	100-FR-2	100F	RCCC
118-F-3	118-F-3, Minor Construction Burial Ground No. 1, Burial Ground No. 3	100F	100-FR-2	100F	RCCC
118-F-4	118-F-4, 115-F Pit, 115-F Crib	100F	100-FR-2	100F	RCCC
118-F-5	118-F-5, PNL Sawdust Pit, PNL Sawdust Respository, Battelle Sawdust Pit	100F	100-FR-2	100F	RCCC
118-F-6	118-F-6, PNL Solid Waste Burial Ground	100F	100-FR-2	100F	RCCC
118-F-7	118-F-7, 100-F Miscellaneous Hardware Storage Vault, Concrete Box	100F	100-FR-2	100F	RCCC
118-F-8	118-F-8, 105-F Reactor Building (See Subsites)	100F	100-FR-1	100F	RCCC
118-F-9	118-F-9, PNL Rad Site	100F	100-FR-2	100F	RCCC
118-H-1	118-H-1, 100-H Burial Ground No. 1, 100-H-1	100H	100-HR-2	100H	RCCC
118-H-2	118-H-2, H-1 Loop Burial Ground, 100-H Burial Ground No. 2, P-13 Test Loop	100H	100-HR-2	100H	RCCC
118-H-3	118-H-3, Construction Burial Ground	100H	100-HR-2	100H	RCCC
118-H-4	118-H-4, Ball 3X Burial Ground	100H	100-HR-2	100H	RCCC
118-H-5	118-H-5, 105-H Thimble Pit	100H	100-HR-2	100H	RCCC

Site Code	Site Names	Designated Area	Operable Unit	Geographical Zone	Post-Transition Contractor
118-H-6	118-H-6, 105-H Reactor Building (See Subsites)	100H	100-HR-1	100H	RCCC
118-K-1	118-K-1, 100-K Burial Ground, 118-K	100K	100-KR-2	100K	RCCC
118-KE-1	118-KE-1, 105-KE Reactor Building	100K	100-KR-2	100K	PRC
118-KE-2	118-KE-2, 105-KE Horizontal Control Rod Storage Cave	100K	100-KR-2	100K	PRC
118-KW-1	118-KW-1, 105-KW Reactor Building	100K	100-KR-2	100K	PRC
118-KW-2	118-KW-2, 105-KW Horizontal Control Rod Storage Cave	100K	100-KR-2	100K	PRC
118-N-1	118-N-1, 100-N Area Silos, 100-N Area Spacer Silos, 118-N, 1303-N Spacer Silos, 1303-N Radioactive Dummy Burial Facility	100N	100-NR-1	100N	RCCC
120-B-1	120-B-1, 105-B Battery Acid Sump	100B	100-BC-1	100B	RCCC
120-D-1	120-D-1, 100-D Ponds	100D	100-DR-1	100D	RCCC
120-D-2	120-D-2, 186-D Waste Acid Reservoir	100D	100-DR-1	100D	RCCC
120-F-1	120-F-1, Glass Dump	100F	100-FR-2	100F	RCCC
120-KE-1	120-KE-1, 183-KE Filter Waste Facility Dry Well, 100-KE-1, 183-KE Filter Water Facility, 183-KE Acid Neutralization Pit, 100-K-26	100K	100-KR-2	100K	PRC
120-KE-2	120-KE-2, 183-KE Filter Waste Facility French Drain, 100-KE-2, 183 KE Filter Water Facility	100K	100-KR-2	100K	PRC
120-KE-3	120-KE-3, 100-KE-3, 183-KE Filter Water Facility Trench	100K	100-KR-2	100K	PRC
120-KE-4	120-KE-4, 183-KE1 Sulfuric Acid Storage Tank	100K	100-KR-2	100K	PRC
120-KE-5	120-KE-5, 183-KE2 Sulfuric Acid Storage Tank	100K	100-KR-2	100K	PRC
120-KE-6	120-KE-6, 183-KE Sodium Dichromate Tank	100K	100-KR-2	100K	PRC
120-KE-8	120-KE-8, 165-KE Brine Pit, 165-KE Brine Mixing Tank	100K	100-KR-2	100K	PRC
120-KE-9	120-KE-9, 183-KE Brine Pit, 183-KE Salt Dissolving Pits and Brine Pump Pit	100K	100-KR-2	100K	PRC
120-KW-1	120-KW-1, 183-KW Filter Water Facility Dry Well, 100-KW-1, 183-KW Acid Neutralization Pit, 100-K-17	100K	100-KR-2	100K	PRC
120-KW-2	120-KW-2, 183-KW Filter Water Facility French Drain, 100-KW-2	100K	100-KR-2	100K	PRC
120-KW-3	120-KW-3, 183-KW1 Sulfuric Acid Storage Tank	100K	100-KR-2	100K	PRC
120-KW-4	120-KW-4, 183-KW2 Sulfuric Acid Storage Tank	100K	100-KR-2	100K	PRC
120-KW-5	120-KW-5, 183-KW Sodium Dichromate Storage Tank	100K	100-KR-2	100K	PRC
120-KW-6	120-KW-6, 165-KW Brine Pit, 165-KW Brine Mixing Tank	100K	100-KR-2	100K	PRC
120-KW-7	120-KW-7, 183-KW Brine Pit, 183-KW Salt Dissolving Pits and Brine Pump Pit	100K	100-KR-2	100K	PRC
120-N-1	120-N-1, 1324-NA Percolation Pond	100N	100-NR-1	100N	RCCC
120-N-2	120-N-2, 1324-N Surface Impoundment	100N	100-NR-1	100N	RCCC

Site Code	Site Names	Designated Area	Operable Unit	Geographical Zone	Post-Transition Contractor
120-N-3	120-N-3, 163-N Neutralization Pit and French Drain	100N	100-NR-1	100N	RCCC
120-N-4	120-N-4, 1310-N Hazardous Waste Storage Area, 1310-N Waste Oil Storage Pad, 1310-N Non-Hazardous Waste Pad	100N	100-NR-1	100N	RCCC
120-N-5	120-N-5, 108-N/163-N Transfer Line And Neutralization Pit	100N	100-NR-1	100N	RCCC
120-N-6	120-N-6, 108-N Acid Tank Vent French Drains	100N	100-NR-1	100N	RCCC
120-N-7	120-N-7, 108-N Acid Unloading Facility French Drain	100N	100-NR-1	100N	RCCC
120-N-8	120-N-8, 163-N Sulfuric Acid Tank Vent French Drain	100N	100-NR-1	100N	RCCC
122-DR-1	122-DR-1, 105-DR Sodium Fire Facility, 105-DR Large Sodium Fire Facility, 100-D-51 (See Subsites)	100D	100-DR-2	100D	RCCC
124-C-4	124-C-4, Sanitary Waste Site	100C	100-BC-2	100C	RCCC
124-N-1	124-N-1, 124-N-1 Septic Tank, 100-N Sanitary Sewer System No. 1	100N	100-NR-1	100N	RCCC
124-N-10	124-N-10, 124-N-10 Sanitary Sewer System, 100-N Central Sewer System No. 10, Project H-677, 100-N Sewage Lagoon	100N	100-NR-1	100N	RCCC
124-N-2	124-N-2, 124-N-2 Septic Tank, 100-N Sanitary Sewer System No. 2	100N	100-NR-1	100N	RCCC
124-N-3	124-N-3, 124-N-3 Septic Tank, 100-N Sanitary Sewer System No. 3	100N	100-NR-1	100N	RCCC
124-N-4	124-N-4, 100-N Sanitary Sewer System No. 4, 124-N-4 Septic Tank	100N	100-NR-1	100N	RCCC
124-N-5	124-N-5, 100-N Sanitary Sewer System No. 5, 124-N-5 Septic Tank	100N	100-NR-1	100N	RCCC
124-N-6	124-N-6, 100-N Sanitary Sewer System No. 6, 124-N-6 Septic Tank	100N	100-NR-1	100N	RCCC
124-N-7	124-N-7, 100-N Sanitary Sewer System No. 7, 124-N-7 Septic Tank	100N	100-NR-1	100N	RCCC
124-N-8	124-N-8, 100-N Sanitary Sewer System No. 8, 124-N-8 Septic Tank	100N	100-NR-1	100N	RCCC
124-N-9	124-N-9, 124-N-9 Septic Tank, 100-N Sanitary Sewer System No. 9	100N	100-NR-1	100N	RCCC
126-B-1	126-B-1, 184-B Power House Ash Pit, 188-B Ash Disposal Area	100B	100-BC-1	100B	RCCC
126-B-2	126-B-2, 183-B Clearwells	100B	100-BC-1	100B	RCCC
126-B-3	126-B-3, 184-B Coal Pit	100B	100-BC-1	100B	RCCC
126-B-4	126-B-4, B Area Brine and Salt Dilution Pits, 126-B-4 Brine Pit. 184-B Salt Dissolving Pit and Brine Pump House	100B	100-BC-1	100B	RCCC
126-D-1	126-D-1, 184-D Powerhouse Ash Pit, 188-D Ash Disposal Area, 100-D Ash Disposal Basin	100D	100-DR-1	100D	RCCC
126-D-2	126-D-2, 184-D Coal Pit, inert landfill	100D	100-DR-1	100D	RCCC
126-D-3	126-D-3, D Area Brine and Salt Dilution Pits, 184-D Salt Dissolving Pit and Brine Pump House	100D	100-DR-1	100D	RCCC
126-DR-1	126-DR-1, 190-DR Clearwell Tank Pit	100D	100-DR-2	100D	RCCC
126-F-1	126-F-1, 184-F Powerhouse Ash Pit, 188-F Ash Disposal Area	100F	100-FR-2	100F	RCCC
126-F-2	126-F-2, 183-F Clearwells	100F	100-FR-1	100F	RCCC

Site Code	Site Names	Designated Area	Operable Unit	Geographical Zone	Post-Transition Contractor
126-H-1	126-H-1, 184-H Powerhouse Ash Pit, 188-H Ash Disposal Area	100H	100-HR-2	100H	RCCC
126-H-2	126-H-2, 183-H Clearwells/Disposal Pit	100H	100-HR-1	100H	RCCC
126-K-1	126-K-1, 100-K Gravel Pit	100K	100-KR-2	100K	RCCC
126-KE-2	126-KE-2, 183-KE Liquid Alum Storage Tank #2	100K	100-KR-2	100K	PRC
126-KE-3	126-KE-3, 183-KE Liquid Alum Storage Tank #1	100K	100-KR-2	100K	PRC
128-B-1	128-B-1, 100 B/C Burning Pit, 100-B Burning Pit	100B	100-BC-1	100B	RCCC
128-B-2	128-B-2, 100-B Burn Pit #2	600	100-BC-1	100B	RCCC
128-B-3	128-B-3, 100-B Dump Site, 128-B-3 Coal Ash and Demolition Waste Site, 128-B-3 Burning Pit Site, 600-57	100B	100-BC-1	100B	RCCC
128-C-1	128-C-1, 100-C Burning Pit	100C	100-BC-2	100C	RCCC
128-D-1	128-D-1, 100 D/DR Burning Pit	100D	100-DR-2	100D	RCCC
128-D-2	128-D-2, 128-D-2 Burn Pit	100D	100-DR-1	100D	RCCC
128-F-1	128-F-1, 100-F Burning Pit, 100-F Burning Pit No. 1	100F	100-FR-2	100F	RCCC
128-F-2	128-F-2, 100-F Burning Pit	100F	100-FR-1	100F	RCCC
128-F-3	128-F-3, PNL Burn Pit	100F	100-FR-2	100F	RCCC
128-H-1	128-H-1, 100-H Burning Pit, 100-H Burning Pit No. 1	100H	100-HR-2	100H	RCCC
128-H-2	128-H-2, 100-H Burning Ground #2	100H	100-HR-2	100H	RCCC
128-H-3	128-H-3, 100-H Burning Ground #3	100H	100-HR-2	100H	RCCC
128-K-1	128-K-1, 100-K Burning Pit	100K	100-KR-2	100K	RCCC
128-K-2	128-K-2, 100-K Construction Dump	100K	100-KR-2	100K	RCCC
128-N-1	128-N-1, 100-N Burning Pit, 128-N-1 Burning Pit	100N	100-NR-1	100N	RCCC
130-D-1	130-D-1, 1716-D Gasoline Storage Tank, 1706-D Gasoline Storage Tank	100D	100-DR-1	100D	RCCC
130-K-1	130-K-1, 1717-K Gasoline Storage Tank	100K	100-KR-2	100K	PRC
130-K-2	130-K-2, 1717-K Waste Oil Storage Tank	100K	100-KR-2	100K	PRC
130-K-3	130-K-3, 182-K Emergency Diesel Oil Storage Tank, 130-K-3A and 130-K-3B	100K	100-KR-2	100K	PRC
130-KE-1	130-KE-1, 105-KE Emergency Diesel Oil Storage Tank, 105-KE Emergency Diesel Fuel Tank	100K	100-KR-2	100K	PRC
130-KE-2	130-KE-2, 166-KE Oil Storage Tank	100K	100-KR-2	100K	PRC
130-KW-1	130-KW-1, 105-KW Emergency Diesel Oil Storage Tank, 130-KW-1A/130-KW-1B Tanks, 105-KW Emergency Diesel Fuel Tank	100K	100-KR-2	100K	PRC
130-KW-2	130-KW-2, 166-KW Oil Storage Tank	100K	100-KR-2	100K	PRC
130-N-1	130-N-1, 183-N Backwash Discharge Pond, 126-N-1, 183-N Filter Backwash Pond,	100N	100-NR-1	100N	RCCC

Site Code	Site Names	Designated Area	Operable Unit	Geographical Zone	Post-Transition Contractor
132-B-1	132-B-1, 108-B Tritium Separation Facility	100B	100-BC-1	100B	RCCC
132-B-2	132-B-2, 116-B Reactor Exhaust Stack, 132-B-2 Stack	100B	100-BC-1	100B	RCCC
132-B-3	132-B-3, 108-B Ventilation Exhaust Stack Site, 108-B Tritium Pilot Facility, Ventilation Exhaust Stack Site	100B	100-BC-1	100B	RCCC
132-B-4	132-B-4, 117-B Filter Building	100B	100-BC-1	100B	RCCC
132-B-5	132-B-5, 115-B/C Gas Recirculation Facility	100B	100-BC-1	100B	RCCC
132-B-6	132-B-6, 1904-B-2 Outfall Structure Site, 116-B-8, 1904-B2	100B	100-BC-1	100B	RCCC
132-C-1	132-C-1, 116-C Reactor Exhaust Stack Site, 105-C Reactor Stack Site,	100C	100-BC-2	100C	RCCC
132-C-2	132-C-2, 1904-C Outfall, 116-C-4	100B	100-BC-1	100B	RCCC
132-C-3	132-C-3, 117-C Filter Building	100C	100-BC-2	100C	RCCC
132-D-1	132-D-1, 115-D/DR Gas Recirculating Facility	100D	100-DR-1	100D	RCCC
132-D-2	132-D-2, 117-D Filter Building	100D	100-DR-1	100D	RCCC
132-D-3	132-D-3, 1608-D Waste Water Pumping Station, 1608-D Effluent Pumping Station	100D	100-DR-1	100D	RCCC
132-D-4	132-D-4, 105-D Reactor Exhaust Stack, 116-D Reactor Exhaust Stack	100D	100-DR-1	100D	RCCC
132-DR-1	132-DR-1, 1608-DR Waste Water Pumping Station, 1608-DR Effluent Pumping Station	100D	100-DR-2	100D	RCCC
132-DR-2	132-DR-2, 116-DR Reactor Exhaust Stack	100D	100-DR-2	100D	RCCC
132-F-1	132-F-1, 132-F-1 Chronic Feeding Barn, 141-F, 141-F Sheep Barn	100F	100-FR-1	100F	RCCC
132-F-2	132-F-2, 132-F-2 Inhalation Laboratory, 144-F, 144-FB	100F	100-FR-1	100F	RCCC
132-F-3	132-F-3, 115-F Gas Recirculating Facility	100F	100-FR-1	100F	RCCC
132-F-4	132-F-4, 116-F Reactor Stack, 116-F Reactor Exhaust Stack, 132-F-4 Reactor Stack Demolition Site (See Subsites)	100F	100-FR-1	100F	RCCC
132-F-5	132-F-5, 117-F Filter Building	100F	100-FR-1	100F	RCCC
132-F-6	132-F-6, 1608-F Waste Water Pumping Station, 1608-F Effluent Pumping Station, 132-F-6 Lift Station	100F	100-FR-1	100F	RCCC
132-H-1	132-H-1, 116-H Reactor Exhaust Stack Burial Site	100H	100-HR-1	100H	RCCC
132-H-2	132-H-2, 117-H Filter Building Site	100H	100-HR-2	100H	RCCC
132-H-3	132-H-3, 1608-H Waste Water Pumping Station Site, 116-H-8, 1608-H Effluent Pumping Station Site	100H	100-HR-1	100H	RCCC
132-KE-1	132-KE-1, 116-KE Reactor Exhaust Stack	100K	100-KR-2	100K	PRC
132-KW-1	132-KW-1, 116-KW Reactor Exhaust Stack	100K	100-KR-2	100K	PRC

Site Code	Site Names	Designated Area	Operable Unit	Geographical Zone	Post-Transition Contractor
141-C	141-C, 141-C Animal Barn, Large Animal Barn & Biology Laboratory, Hog Barn	100F	100-FR-1	100F	RCCC
1607-B1	1607-B1, 1607-B1 Septic Tank System, 124-B-1, 1607-B1 Sanitary Sewer System	100B	100-BC-1	100B	RCCC
1607-B10	1607-B10, 1607-B10 Septic Tank System, Sewage Disposal Field	100C	100-BC-2	100C	RCCC
1607-B11	1607-B11, 1607-B11 Septic Tank System	100C	100-BC-2	100C	RCCC
1607-B2	1607-B2, 1607-B2 Septic Tank System, 124-B-2, 1607-B2 Sanitary Sewer System (See subsites)	100B	100-BC-1	100B	RCCC
1607-B3	1607-B3, 1607-B3 Septic Tank System, 124-B-3, 1607-B3 Sanitary Sewer System Site	100B	100-BC-1	100B	RCCC
1607-B4	1607-B4, 1607-B4 Septic Tank System, 124-B-6, 1607-B4 Sanitary Sewer System, 1607-B4 Septic Tank	100B	100-BC-1	100B	RCCC
1607-B5	1607-B5, 1607-B5 Septic Tank System, 1607-B4, 1607-B4 Septic Tank System, 124-B-4, 1607-B4 Sanitary Sewer System	100B	100-BC-1	100B	RCCC
1607-B6	1607-B6, 1607-B6 Septic Tank System, 1607-B5, 1607-B5 Septic Tank System, 124-B-5, 1607-B5 Sanitary Sewer System	100B	100-BC-1	100B	RCCC
1607-B7	1607-B7, 1607-B7 Septic Tank System, 1607-B7 Sanitary Sewer System, 124-C-1	100B	100-BC-1	100B	RCCC
1607-B8	1607-B8, 1607-B8 Septic Tank System, 124-C-2, 1607-B8 Sanitary Sewer System, Septic Tank & Disposal Field for 190-C Pumphouse	100B	100-BC-2	100B	RCCC
1607-B9	1607-B9, 1607-B9 Septic Tank System, 1607-B9 Sanitary Sewer System, 124-C-3	100C	100-BC-2	100C	RCCC
1607-D1	1607-D1, 1607-D1 Septic Tank and Associated Drain Field, 124-D-1, 1607-D1 Sanitary Sewer System, 1607-D1 Septic Tank	100D	100-DR-2	100D	RCCC
1607-D2	1607-D2, 1607-D2 Septic Tank and Associated Drain Fields, 124-D-2, 1607-D2 Sanitary Sewer System, 1607-D2 Septic Tank (See Subsites)	100D	100-DR-1	100D	RCCC
1607-D3	1607-D3, 1607-D3 Septic Tank and Associated Drain Field, 1607-D3 Sanitary Sewer System, 1607-D3 Septic Tank	100D	100-DR-2	100D	RCCC
1607-D4	1607-D4, 1607-D4 Septic Tank and Associated Drain Field, 124-D-4, 1607-D4 Sanitary Sewer System, 1607-D4 Septic Tank	100D	100-DR-1	100D	RCCC
1607-D5	1607-D5, 1607-D5 Septic Tank and Associated Drain Field, 124-D-5, 1607-D5 Sanitary Sewer System, 1607-D5 Septic Tank	100D	100-DR-1	100D	RCCC
1607-F1	1607-F1, 1607-F1 Septic Tank and Associated Drain Field, 124-F-1, 1607-F1 Sanitary Sewer System, 1607-F1 Septic Tank	100F	100-FR-2	100F	RCCC

Site Code	Site Names	Designated Area	Operable Unit	Geographical Zone	Post-Transition Contractor
1607-F2	1607-F2, 1607-F2 Septic Tank, 124-F-2, 1607-F2 Sanitary Sewer System	100F	100-FR-1	100F	RCCC
1607-F3	1607-F3, 1607-F3 Septic Tank, 124-F-3, 1607-F3 Sanitary Sewer System	100F	100-FR-1	100F	RCCC
1607-F4	1607-F4, 1607-F4 Septic Tank, 124-F-4, 1607-F4 Sanitary Sewer System	100F	100-FR-1	100F	RCCC
1607-F5	1607-F5, 1607-F5 Septic Tank, 124-F-5, 1607-F5 Sanitary Sewer System	100F	100-FR-1	100F	RCCC
1607-F6	1607-F6, 1607-F6 Septic Tank, 124-F-6, 1607-F6 Sanitary Sewer System	100F	100-FR-1	100F	RCCC
1607-F7	1607-F7, 141-M Building Septic Tank, 124-F-7	100F	100-FR-1	100F	RCCC
1607-H1	1607-H1, 1607-H1 Septic Tank and Associated Drain Field, 124-H-1, 1607-H1 Sanitary Sewer System, 1607-H1 Septic Tank	100H	100-HR-2	100H	RCCC
1607-H2	1607-H2, 1607-H2 Septic Tank and Associated Drain Field, Septic System, 1607-H2 Sanitary Sewer System, 124-H-2, 1607-H2 Septic Tank	100H	100-HR-1	100H	RCCC
1607-H3	1607-H3, 1607-H3 Septic Tank and Associated Drain Field, 124-H-3, 1607-H3 Sanitary Sewer System, 1607-H3 Septic Tank	100H	100-HR-1	100H	RCCC
1607-H4	1607-H4, 1607-H4 Septic Tank and Associated Drain Field, 1607-H4 Sanitary Sewer System, 124-H-4, 1607-H4 Septic Tank; Septic System	100H	100-HR-1	100H	RCCC
1607-K1	1607-K1, 1607-K1 Septic Tank and Associated Drain Field, 124-K-1, 1607-K1 Sanitary Sewer System, 1607-K1 Septic Tank	100K	100-KR-2	100K	PRC
1607-K2	1607-K2, 1607-K2 Septic Tank and Associated Drain Field, 124-KE-1, 1607-K2 Sanitary Sewer System, 1607-K2 Septic Tank	100K	100-KR-2	100K	PRC
1607-K3	1607-K3, 1607-K3 Septic Tank and Associated Drain Field, 124-KW-2, 1607-K3 Sanitary Sewer System, 1607-K3 Septic Tank	100K	100-KR-2	100K	PRC
1607-K4	1607-K4, 1607-K4 Septic Tank and Associated Drain Field, 124-K-2, 1607-K4 Sanitary Sewer System, 1607-K4 Septic Tank	100K	100-KR-2	100K	PRC
1607-K5	1607-K5, 1607-K5 Septic Tank and Associated Drain Field, 124-KE-2, 1607-K5 Sanitary Sewer System, 1607-K5 Septic Tank	100K	100-KR-2	100K	PRC
1607-K6	1607-K6, 1607-K6 Septic Tank and Associated Drain Field, 124-KW-1, 1607-K6 Sanitary Sewer System, 1607-K6 Septic Tank	100K	100-KR-2	100K	PRC
182-F	182-F, 182-F Reservoir	100F	100-FR-1	100F	RCCC
1908-N	1908-N Outfall, 1908-N Outfall	100N	100-NR-1	100N	RCCC

Site Code	Site Names	Designated Area	Operable Unit	Geographical Zone	Post-Transition Contractor
1908-NE	1908-NE, HGP Outfall, 1908-NE Building, HGP-SWMU #7	100N	100-NR-1	100N	RCCC
200 CP	200 CP, 200 Area Construction Pit, 200 Area Construction Waste Site, Hanford Site Gravel Pit 29	200E	200-SW-1	200-E Admin Zone	PRC
200 ETF	200 ETF, 200 Area Effluent Treatment Facility (ETF), 2025-E	200E	200-BP-11	ETF Zone	PRC
200-A TEDF	200-A TEDF, 200 Area Treated Effluent Disposal Facility, TEDF, 600-145, 216-E-43A and 216-E-43B	600	200-IU-3	200-E Ponds Zone	PRC
200-E BP	200-E BP, 200-E Burning Pit, 200 East Burn Pit	200E	200-SW-1	Solid Waste Zone	PRC
200-E PAP	200-E PAP, 200-E Powerhouse Ash Pit and Ash Disposal Pile, Ash Basin	200E	200-SW-1	200-E Admin Zone, ILAW Zone	PRC
200-E PD	200-E PD 200-E Powerhouse Ditch, 200 East Powerhouse Pond	200E	200-CW-1	Semi-Works Zone	PRC
200-E-1	200-E-1, 284-E Landfill	200E	200-SW-1	200-E Admin Zone	PRC
200-E-10	200-E-10, Paint/Solvent Dump South of Sub Trenches, 200-E-3 Toluene Dump Site	200E	200-SW-1	Solid Waste Zone	PRC
200-E-100	200-E-100, Steam Trap 2P-Yard-MSS-TRP-019, Miscellaneous Stream #571	200E	200-MW-1	B Plant Zone	PRC
200-E-101	200-E-101, 200 East Deep Lysimeter Site	200E	200-UR-1	NRDWL/BC Control Zone	PRC
200-E-102	200-E-102, Contaminated Soil Trench	200E	200-MW-1	PUREX Zone	PRC
200-E-103	200-E-103, Radiologically Controlled Area - South Side of PUREX, PUREX Stabilized Area	200E	200-UR-1	PUREX Zone	PRC
200-E-105	200-E-105, Soil Contamination Area on the 216-B-61 Crib	200E	200-UR-1	B Farm Zone	PRC
200-E-106	200-E-106, ILAW, Immobilized Low-Activity Waste, Immobilized Low-Activity Tank Waste	200E	TBD		PRC
200-E-107	200-E-107, Contamination Area East of PUREX, PUREX E Field	200E	200-UR-1	PUREX Zone	PRC
200-E-108	200-E-108, Well Drilling Laydown Yard Pit	200E	200-MW-1		PRC
200-E-109	200-E-109, Contaminated Tumbleweed Accumulation, Contamination Spread in Northeast Corner of 200 East Area	200E	200-UR-1	200-E Ponds Zone, ETF Zone, Solid Waste Zone, WTP/A Farm Zone	PRC
200-E-11	200-E-11, Diesel Oil Spill at BX-BY Tank Farm	200E	200-UR-1		PRC

Site Code	Site Names	Designated Area	Operable Unit	Geographical Zone	Post-Transition Contractor
200-E-110	200-E-110, Contaminated Tumbleweed Dump Site	200E	200-UR-1	200-E Ponds Zone	PRC
200-E-111-PL	200-E-111-PL, Encased Pipeline From 241-ER-151 Diversion Box to 241-C Tank Farm and 244-AR Vault; 3-38 Encasement, V108/V837/8618/8653/8901PAS	200E	200-IS-1		PRC
200-E-112	200-E-112; B Plant Process Sewers, 2904-E-1- Pipeline from B Plant to 207-B Retention Basin; 2904-E-2 - Pipeline from B Plant to 207-B or 216-B Ditches	200E	200-CW-1	B Plant Zone, Solid Waste Zone	PRC
200-E-113	200-E-113; Pipeline from PUREX to 216-A-30 Crib, 216-A-42C Valve Box	200E	200-SC-1	PUREX Zone	PRC
200-E-114-PL	200-E-114-PL, Pipeline From 241-BY Tank Farm to 241-C Tank Farm and BC Cribs Trenches, 2805-E1, 2805-E2, 216-BC-2805	200E	200-TW-1	200-E Admin Zone, B Farm Zone, B Plant Zone, C Farm Zone, NRDWL/BC Control Zone, Solid Waste Zone	PRC
200-E-115	200-E-115; Contamination Area East of 241-C Tank Farm	200E	200-UR-1	WTP/A Farm Zone	PRC
200-E-116-PL	200-E-116-PL, Pipelines from 241-B-154 Diversion Box to 241-C-151 and 241-C-152 Diversion Boxes, Direct Buried Pipeline, V111/V210/V130, 8902	200E	200-IS-1	B Plant Zone, C Farm Zone, Semi-Works Zone	PRC
200-E-117	200-E-117, Contamination Zone South of B Plant	200E	200-UR-1	B Plant Zone	PRC
200-E-118	200-E-118, 216-B-3 Diverter Station and Shack, Main Diverter Structure #3	200E	200-CW-1	200-E Ponds Zone	PRC
200-E-119	200-E-119, 225-B West Side 90 Day Pad	200E	200-MW-1		PRC
200-E-12	200-E-12, Sand Piles from RCRA General Inspection 200EFY95 Item #5	200E	200-SW-1		PRC
200-E-120	200-E-120, Contaminated Soil at 241-B Tank Farm	200E	200-BP-7	B Farm Zone	TOC
200-E-121	200-E-121, Soil Contamination Area East and West of Baltimore Avenue	200E	200-UR-1	B Farm Zone	PRC

Site Code	Site Names	Designated Area	Operable Unit	Geographical Zone	Post-Transition Contractor
200-E-122	200-E-122, Construction Forces Bullpen, CF Bullpen, Equipment Storage Yard	200E	200-SW-1	B Plant Zone	PRC
200-E-123	200-E-123, Contamination Area South of 216-B-2 Stabilized Ditches.	200E	200-UR-1	Solid Waste Zone	PRC
200-E-124	200-E-124, URM on East Side of 275-EA	200E	200-UR-1	PUREX Zone	PRC
200-E-125	200-E-125, Contamination Area Northwest of 244-AR Building.	200E	200-UR-1	PUREX Zone	PRC
200-E-126	200-E-126, Underground Pipeline From 207-B to 216-B-3 Ditch and B Pond Disposal System	200E	200-CW-1	200-E Ponds Zone, ETF Zone, Solid Waste Zone, WTP/A Farm Zone	PRC
200-E-127	200-E-127, PUREX Cooling Water Line, Pipeline From PUREX to Gable and B-Ponds (216-A-25 and 216-B-3)	200E	200-CW-1	200-E Ponds Zone, ETF Zone, PUREX Zone, Solid Waste Zone, WTP/A Farm Zone	PRC
200-E-128	200-E-128, Radioactive Contamination "Hot Spot" Under Gravel Road	200E	200-UR-1	Solid Waste Zone	PRC
200-E-129	200-E-129, Stabilized Area on East Side of B Plant Railroad Cut	200E	200-UR-1	B Plant Zone	PRC
200-E-13	200-E-13, Rubble Piles from RCRA General Inspection #200EFY95 Item #7	200E	200-SW-1	ILAW Zone	PRC
200-E-130	200-E-130, Stabilized Area on West Side of B Plant Chemical Spur	200E	200-UR-1	B Plant Zone	PRC
200-E-131	200-E-131, Contaminated Soil Associated with 241-A Tank Farm Complex	200E	200-PO-3	WTP/A Farm Zone	TOC
200-E-132	200-E-132, 241-BX/BY Tank Farm Contaminated Soil	200E	200-BP-7	B Farm Zone	TOC
200-E-133	200-E-133, Contaminated Soil at C Farm, Contaminated Soil at 241-C Tank Farm	200E	200-PO-3	C Farm Zone	TOC
200-E-134	200-E-134, Potentially Contaminated Soil in 241-AW Tank Farm	200E	200-PO-3	WTP/A Farm Zone	TOC
200-E-135	200-E-135, Contamination Area South of 241-C Tank Farm	200E	200-UR-1	C Farm Zone	PRC
200-E-136	200-E-136, 202-A TSD, PUREX	200E	200-PO-2	PUREX Zone	PRC
200-E-137	200-E-137, 291-B Exhaust Stack, 291-B-1	200E	200-BP-6	B Plant Zone	PRC
200-E-138	200-E-138, 296-B-1 Exhaust Stack, 291-B Replacement Stack, Canyon Exhaust System, Canyon Ventilation Upgrade	200E	200-BP-6	B Plant Zone	PRC

Site Code	Site Names	Designated Area	Operable Unit	Geographical Zone	Post-Transition Contractor
200-E-139	200-E-139, Contamination Area North of C Farm	200E	200-UR-1	WTP/A Farm Zone	PRC
200-E-14	200-E-14, 216-BC-201 Siphon Tank, 216-B-201, IMUST, Inactive Miscellaneous Underground Storage Tank	200E	200-TW-1	NRDWL/BC Control Zone	PRC
200-E-140	200-E-140, Gravel Pit 32	200E	200-PO-2		PRC
200-E-141	200-E-141, 2715EC Paint Shop French Drain, Miscellaneous Stream #223	200E	TBD		PRC
200-E-142	200-E-142, Paint Brush Cleaning Station	200E	TBD		PRC
200-E-143-PL	200-E-143-PL, Tank Farm Transfer Line 8656, Encased Transfer Line From 244-CR-TK-003 to 241-AX-151	200E	200-IS-1		TOC
200-E-144-PL	200-E-144-PL, Tank Farm Transfer Line 4012, Transfer Line 4013, Encased Transfer Line From 241-CR-153 to 241-AX-151	200E	200-IS-1		TOC
200-E-145-PL	200-E-145-PL, Interplant Transfer Line, Tank Farm Transfer Line V228, Transfer Pipeline From 241-CR-153 to 241-ER-153, 241-ER-152 and 241-ER-151	200E	200-IS-1		PRC
200-E-146-PL	200-E-146-PL, Tank Farm Transfer Line A-4013, Transfer Line From 241-CR-152 to 241-AX-151	200E	200-IS-1		TOC
200-E-147-PL	200-E-147-PL, Interplant Transfer Line, Tank Farm Transfer Line PAS-244, Transfer Line From 244-CR-TK-003 to 241-ER-153	200E	200-IS-1		PRC
200-E-148-PL	200-E-148-PL, Tank Farm Transfer Line V109, Direct Buried Transfer Line From 241-C-151 to 241-A-01A	200E	200-IS-1		TOC
200-E-149-PL	200-E-149-PL, Tank Farm Transfer Line V175, Direct Buried Transfer Line From 241-C-252 to 201-C Hot Semi Works, Tank Farm Pipeline	200E	200-IS-1		PRC
200-E-150-PL	200-E-150-PL, Tank Farm Transfer Line 8900, Direct Buried Transfer Line From 244-CR-TK-003 to 201-C Hot Semi Works Valve Box, Tank Farm Pipeline	200E	200-IS-1		PRC
200-E-151-PL	200-E-151-PL, Tank Farm Transfer Line V050, Direct Buried Transfer Line From 241-C-104 to 241-A-152, Tank Farm Pipeline	200E	200-IS-1		TOC
200-E-152-PL	200-E-152-PL, Tank Farm Transfer Line V051, Direct Buried Transfer Line From 241-C-104 to 241-A-152, Tank Farm Pipeline	200E	200-IS-1		TOC
200-E-153-PL	200-E-153-PL, Tank Farm Transfer Line V108/812, Direct Buried Transfer Line From 241-C-151 to 244-AR-TK-002, Tank Farm Pipeline	200E	200-IS-1		PRC

Site Code	Site Names	Designated Area	Operable Unit	Geographical Zone	Post-Transition Contractor
200-E-154-PL	200-E-154-PL, Tank Farm Transfer Line V113, Direct Buried Transfer Line From 241-C-151 To 241-AX-01A, Tank Farm Pipeline	200E	200-IS-1		TOC
200-E-155-PL	200-E-155-PL, Pipeline From 241-C-03A to Radioactive Process Sewer Line. 2904-CR-1, Tank Farm Pipeline	200E	200-IS-1		TOC
200-E-156-PL	200-E-156-PL, 216-C-1 Pipeline, Pipeline from 201-C to 216-C-1	200E	TBD		PRC
200-E-157-PL	200-E-157-PL, 216-C-10 Pipeline, Pipeline from 201-C to 216-C-10 Crib	200E	TBD		PRC
200-E-158-PL	200-E-158-PL, 216-A-1 Pipeline, Pipeline from Sample Pit #3 to 216-A-1 Crib	200E			PRC
200-E-159-PL	200-E-159-PL, Pipeline from 203-A to 216-A-28 Crib	200E	TBD		PRC
200-E-16	200-E-16, B Plant Waste Concentrator, Low Level Waste Concentrator, Single-Stage Thermal Siphon Reboiler	200E	200-BP-6	B Plant Zone	PRC
200-E-160-PL	200-E-160-PL, Pipeline from 270-E-1 to 216-B-12 Crib, V219	200E	TBD		PRC
200-E-161-PL	200-E-161-PL, Pipeline from 221-BB to 216-B-55 Crib, V841	200E	TBD		PRC
200-E-162-PL	200-E-162-PL, Pipeline from 221-BB to 216-B-62 Crib, V842, Lateral Line to 216-B-12 crib #2	200E	TBD		PRC
200-E-163-PL	200-E-163-PL, Pipeline from BCS Diverting Pit to 216-B-64 Retention Basin	200E	TBD		PRC
200-E-164-PL	200-E-164-PL, Pipeline to 216-A-8 Crib, Pipeline between the 216-A-8 Control Structure and the 216-A-508 Control Structure	200E	TBD		PRC
200-E-165-PL	200-E-165-PL, Pipeline to 216-A-24 Crib	200E	TBD		PRC
200-E-166-PL	200-E-166-PL, Pipeline to 216-A-34 Ditch	200E	TBD		PRC
200-E-167-PL	200-E-167-PL, Underground pipelines from 244-A Lift Station to 241-A-A and 241-A-B Valve Pits, Lines SN-215 and SN-216	200E	TBD		PRC
200-E-168-PL	200-E-168-PL, Underground Pipeline to 216-A-3	200E	TBD		PRC
200-E-17	200-E-17, 200 Area Liquid Effluent Retention Facility (LERF), LERF Basins	200E	200-BP-11	ETF Zone	PRC
200-E-19	200-E-19, 216-B-3 Borrow Pit, B Pond Borrow Area	200E	200-CW-1		PRC

Site Code	Site Names	Designated Area	Operable Unit	Geographical Zone	Post-Transition Contractor
200-E-2	200-E-2, Soil Stains at the 2101-M SW Parking Lot, MO-234 parking Lot	200E	200-SW-1	200-E Admin Zone	PRC
200-E-20	200-E-20, 218-E-10 Borrow Pit	200E	200-SW-2		PRC
200-E-21	200-E-21, 218-E-12A and 218-E-12B Borrow Pit, Pit 33, 200-E-22	200E	200-SW-2		PRC
200-E-23	200-E-23, UN-216-E-33 Borrow Pit, UPR-200-E-56 Borrow Pit	200E	200-PW-3		PRC
200-E-24	200-E-24, 6607-11, 2704-HV Septic System	200E	200-ST-1	200-E Admin Zone	MSC
200-E-25	200-E-25, 272-BB French Drain, Insulation Shop French Drain, Miscellaneous Stream #659	200E	200-MW-1	B Plant Zone	PRC
200-E-26	200-E-26, Heavy Equipment Storage Area, Diesel Fuel Contaminated Soil	200E	200-UR-1	B Plant Zone	PRC
200-E-27	200-E-27, 242AC Pipefitter Shop Lead Cutting Area, 242-AC	200E	200-PO-3	WTP/A Farm Zone	PRC
200-E-28	200-E-28, 221-B Building Steam Condensate Release	200E	200-BP-6	B Plant Zone	PRC
200-E-29	200-E-29, Unplanned Release From 241-ER-152 Diversion Box	200E	200-UR-1	B Plant Zone	PRC
200-E-3	200-E-3, Toluene Dump Site, Paint/Solvent Dump	200E	200-SW-1		PRC
200-E-30	200-E-30, 291-B Sand Filter, 221-B Stack Sand Filter	200E	200-BP-6	B Plant Zone	PRC
200-E-32	200-E-32, 226-B Pad East Side 90-Day Waste Accumulation Area	200E	200-MW-1		PRC
200-E-33	200-E-33, PUREX 214-A 90-Day Waste Accumulation Areas	200E	200-MW-1		PRC
200-E-34	200-E-34, PUREX High Level Waste Room 90-Day Waste Accumulation Area	200E	200-MW-1		PRC
200-E-35	200-E-35, 209-E 90-Day Waste Accumulation Area, 209-EA	200E	200-MW-1		PRC
200-E-36	200-E-36, 241-AZ 90-Day Waste Accumulation Area	200E	200-MW-1		TOC
200-E-39	200-E-39, PUREX Room 52, Hood 32 90-Day Waste Accumulation Area	200E	200-MW-1		PRC
200-E-4	200-E-4, Critical Mass Laboratory Dry Well North, 209-E North Dry Well, Miscellaneous Stream #730	200E	200-MW-1	Semi-Works Zone	PRC
200-E-40	200-E-40, PUREX Sample Gallery 90-Day Waste Accumulation Area	200E	200-MW-1		PRC
200-E-41	200-E-41, Stabilized Hot Semiworks Area, UN-216-E-38, Strontium Semi-Works Stabilized Area	200E	200-UR-1	Semi-Works Zone	PRC
200-E-42	200-E-42, UN-216-E-34, PUREX Stack Release, 291-A Release	200E	200-UR-1	PUREX Zone	PRC
200-E-43	200-E-43, Tank Car Storage Area, Regulated Equipment Storage Area, TC-4 Spur Tank Car Storage Area	200E	200-UR-1	200-E Admin Zone	PRC
200-E-44	200-E-44, PUREX Railroad Cut	200E	200-UR-1	PUREX Zone	PRC

Site Code	Site Names	Designated Area	Operable Unit	Geographical Zone	Post-Transition Contractor
200-E-45	200-E-45, HI Shaft, Health Instrument Shaft, Contaminated Pump Run-in Caisson	200E	200-TW-2	B Farm Zone	PRC
200-E-46	200-E-46, RCRA Permit General Inspection #200EFY96 Item #3	200E	200-SW-1	200-E Admin Zone	PRC
200-E-47	200-E-47, RCRA Permit General Inspection #200EFY96 Item #7	200E	200-SW-1		PRC
200-E-48	200-E-48; RCRA Permit General Inspection #200EFY96 Item #15	200E	200-SW-1		PRC
200-E-49	200-E-49, Borrow Pit North of BC Cribs and Trenches	200E	200-TW-1		PRC
200-E-5	200-E-5, 2607-E2, 2607-E2 Septic Tank & Tile Field	200E	200-ST-1	200-E Admin Zone	PRC
200-E-50	200-E-50, 284-E Brine Pit, 284-E Salt Dissolving Pit and Brine Pump Pit	200E	200-MW-1		PRC
200-E-51	200-E-51, 284-E Powerhouse Coal Ramp Washdown Pit, 200 East Powerhouse Coal Ramp Washdown Pit, Miscellaneous Stream 177	200E	200-MW-1		PRC
200-E-52	200-E-52, 200 East Powerhouse Coal Pile	200E	200-SW-1	200-E Admin Zone	PRC
200-E-53	200-E-53, Contaminated Zone Adjacent to 218-E-12B and 218-E-8, Overground Storage Area, Above Ground Storage Area	200E	200-UR-1	Solid Waste Zone	PRC
200-E-54	200-E-54, Liquid Release to the Environment from PUREX Deep Filter Bed #1	200E	200-UR-1		PRC
200-E-55	200-E-55, Effluent Drain East of 291-B Sand Filter, Miscellaneous Stream #322	200E	200-MW-1	B Plant Zone	PRC
200-E-56	200-E-56, 241-C Waste Line Leak adjacent to 201-C, Waste Line Leak #1	200E	200-UR-1	Semi-Works Zone	PRC
200-E-57	200-E-57, 241-C Waste Line Leak east of 201-C, Waste Line Leak #2	200E	200-UR-1	Semi-Works Zone	PRC
200-E-58	200-E-58, 216-A-5 Neutralization Tank, Tank A5, IMUST, Inactive Miscellaneous Underground Storage Tank	200E	200-PW-2	PUREX Zone	PRC
200-E-59	200-E-59, 241-BY-ITS2-TK-1, 241-BY-ITS2 Condenser Vessel, ITS-2, IMUST	200E	200-BP-7	B Farm Zone	TOC
200-E-6	200-E-6, Septic Tank, Sanitary Sewer Repair and Replacement 2607-E4	200E	200-ST-1	B Plant Zone	PRC
200-E-60	200-E-60, 241-BY-ITS2-TK-2, 241-BY-ITS2 Heater Flush Tank, ITS-2, IMUST, Inactive Miscellaneous Underground Storage Tank	200E	200-BP-7	B Farm Zone	TOC
200-E-61	200-E-61, 202A Building Stormwater Runoff, Miscellaneous Stream #467	200E	200-MW-1	PUREX Zone	PRC

Site Code	Site Names	Designated Area	Operable Unit	Geographical Zone	Post-Transition Contractor
200-E-62	200-E-62, 202A Building Steam Condensate, Miscellaneous Stream #71, Injection Well (Z)	200E	200-MW-1	PUREX Zone	PRC
200-E-63	200-E-63, Line #8801 Steam Condensate, Miscellaneous Stream #72, Injection Well (AA)	200E	200-MW-1	PUREX Zone	PRC
200-E-64	200-E-64, Line #8801 Steam Condensate, Miscellaneous Stream #69, Injection Well (W)	200E	200-MW-1	PUREX Zone	PRC
200-E-65	200-E-65, 202A Building Steam Condensate, Miscellaneous Stream #466 Injection Well (R)	200E	200-MW-1	PUREX Zone	PRC
200-E-67	200-E-67, 202A Building Steam Condensate, Miscellaneous Stream #494	200E	200-MW-1	PUREX Zone	PRC
200-E-68	200-E-68, 291A Control House Steam Condensate, Miscellaneous Stream #59, Injection Well (L)	200E	200-MW-1	PUREX Zone	PRC
200-E-69	200-E-69, Line #8801 Steam Condensate, Miscellaneous Stream #56, Injection Well (A)	200E	200-MW-1	PUREX Zone	PRC
200-E-7	200-E-7, 2607-EO Septic Tank & Tile Field	200E	200-ST-1	200-E Admin Zone	MSC
200-E-70	200-E-70, Line #8801 Steam Condensate, Miscellaneous Stream #64, Injection Well (Q)	200E	200-MW-1	PUREX Zone	PRC
200-E-71	200-E-71, Line #8801 Steam Condensate, Miscellaneous Stream #63, Injection Well (O)	200E	200-MW-1	PUREX Zone	PRC
200-E-72	200-E-72, Line #8801 Steam Condensate, Miscellaneous Stream #60, Injection Well (G)	200E	200-MW-1	PUREX Zone	PRC
200-E-73	200-E-73, Line #8801 Steam Condensate, Miscellaneous Stream #61, Injection Well (M)	200E	200-MW-1	PUREX Zone	PRC
200-E-74	200-E-74, Line #8801 Steam Condensate, Miscellaneous Stream #62, Injection Well (N)	200E	200-MW-1	PUREX Zone	PRC
200-E-75	200-E-75, Line #8801 Steam Condensate, Miscellaneous Stream #57, Injection Well (B)	200E	200-MW-1	PUREX Zone	PRC
200-E-76	200-E-76, Line #8801 Steam Condensate, Miscellaneous Stream #67, Injection Well (U)	200E	200-MW-1	PUREX Zone	PRC
200-E-77	200-E-77, Line #8801 Steam Condensate, Miscellaneous Stream #65, Injection Well (S)	200E	200-MW-1	PUREX Zone	PRC
200-E-78	200-E-78, Line #8801 Steam Condensate, Miscellaneous Stream #70, Injection Well (Y)	200E	200-MW-1	PUREX Zone	PRC

Site Code	Site Names	Designated Area	Operable Unit	Geographical Zone	Post-Transition Contractor
200-E-79	200-E-79, Line #8801 Steam Condensate, Miscellaneous Stream #66, Injection Well (T)	200E	200-MW-1	PUREX Zone	PRC
200-E-8	200-E-8, 200 East Trench 94 Diesel Spill	200E	200-UR-1		PRC
200-E8	200-E8 BPDS, 200-E8 Borrow Pit Demolition Site, 200-E Burn Pit BPDS Demolition Site, 218-E-8 Borrow Pit Demolition Site	200E	200-PO-6	Solid Waste Zone	PRC
200-E-80	200-E-80, Line #8801 Steam Condensate, Miscellaneous Stream #68, Injection Well (V)	200E	200-MW-1	PUREX Zone	PRC
200-E-81	200-E-81, MO-035 Facility Water Valve, Miscellaneous Stream #533	200E	200-MW-1	PUREX Zone	PRC
200-E-82	200-E-82, Steam Trap 2P, Yard-MSS-TRP-040, Miscellaneous Stream #115	200E	200-MW-1	200-E Admin Zone	PRC
200-E-84	200-E-84, 202A Building Steam Condensate, Miscellaneous Stream #58, Injection Well (C)	200E	200-MW-1	PUREX Zone	PRC
200-E-85	200-E-85, 202A Building Pump Seal Water, Miscellaneous Stream #459	200E	200-MW-1	PUREX Zone	PRC
200-E-88	200-E-88, B Plant Yard Steam Condensate, Miscellaneous Stream #3	200E	200-MW-1	B Plant Zone	PRC
200-E-89	200-E-89, B Plant Yard Steam Condensate, Miscellaneous Stream #4	200E	200-MW-1	B Plant Zone	PRC
200-E-9	200-E-9, 2607-EN, 2727-E Septic System, 2607-EN Septic Tank/Pump Station	200E	200-ST-1	200-E Admin Zone	MSC
200-E-90	200-E-90, B Plant Yard Steam Condensate, Miscellaneous Stream #5	200E	200-MW-1	B Plant Zone	PRC
200-E-91	200-E-91, B Plant Yard Steam Condensate, Miscellaneous Stream #6	200E	200-MW-1	B Plant Zone	PRC
200-E-92	200-E-92, B Plant Yard Steam Condensate, Miscellaneous Stream #7	200E	200-MW-1	B Plant Zone	PRC
200-E-93	200-E-93, B Plant Yard Steam Condensate, Miscellaneous Stream #8	200E	200-MW-1	B Plant Zone	PRC
200-E-94	200-E-94, B Plant Yard Steam Condensate, Miscellaneous Stream #9	200E	200-MW-1	B Plant Zone	PRC
200-E-95	200-E-95, 222B Steam Condensate, Miscellaneous Stream #308	200E	200-MW-1	B Plant Zone	PRC
200-E-97	200-E-97, 212B Building Steam Condensate, Miscellaneous Stream #470	200E	200-MW-1	B Plant Zone	PRC

Site Code	Site Names	Designated Area	Operable Unit	Geographical Zone	Post-Transition Contractor
200-E-98	200-E-98, 271B Building Ice Machine Overflow, Miscellaneous Stream #490	200E	200-MW-1	B Plant Zone	PRC
200-E-99	200-E-99, Steam Trap 2P-Yard-MSS-TRP-017, Miscellaneous Stream #570	200E	200-MW-1	B Plant Zone	PRC
200-N-3	200-N-3, Ballast Pits	600	200-SW-1	200-E Ponds Zone	PRC
200-W ADB	200-W ADB, 200-W Ash Disposal Basin	200W	200-SW-1	T Plant Zone	PRC
200-W ADS	200-W ADS, 200-W Ashpit Demolition Site	200W	200-SS-2	T Plant Zone	PRC
200-W BP	200-W BP, 200-W Burning Pit, Pit 34	200W	200-SW-1	T Plant Zone	PRC
200-W CSLA	200-W CSLA, 200-W Construction Surface Laydown Area, Non-Rad Burial Ground, Construction Surface Laydown Area	200W	200-SW-1		PRC
200-W PAP	200-W PAP, 200-W Powerhouse Ash Pit	200W	200-SW-1	T Plant Zone	PRC
200-W PP	200-W PP, 200-W Powerhouse Pond, 200 West Powerhouse Ponds, 284-W-B	200W	200-CW-5		PRC
200-W-1	200-W-1, REDOX Mud Pit West	200W	200-SW-1	REDOX Zone	PRC
200-W-10	200-W-10, Item 10 (RCRA General Inspection), Grout Wall Test	200W	200-SW-1	REDOX Zone	PRC
200-W-100	200-W-100, Encased Pipeline from 241-UX-154 to 241-SX-152 Diversion Box, lines 4700, 4701, 4853, V762, V503 and V505	200W	200-IS-1	REDOX Zone, S/U Farm Zone, U Plant Zone	PRC
200-W-101	200-W-101, Contaminated Material West of 216-S-12 Crib	200W	200-SW-2	REDOX Zone	PRC
200-W-102	200-W-102, Pipeline from Laundry/Powerhouse to 216-U-14 Ditch	200W	200-CW-5	T Plant Zone	PRC
200-W-103	200-W-103, 201-W Concrete Silo	200W	200-SW-1		PRC
200-W-104	200-W-104, 2714-U Building, UO3 Storage Warehouse, 2714-U Foundation	200W	200-UP-2		PRC
200-W-105	200-W-105, Encased Transfer Line Between 241-UX-154 Diversion Box and 241-TX Tank Farm; encased pipeline	200W	200-IS-1		PRC
200-W-106	200-W-106, Soil Contamination Area Adjacent to 200-W-55	200W	200-UR-1	T Farm Zone	PRC
200-W-107	200-W-107, Miscellaneous Stream #685, 222-U Building Stormwater Runoff	200W	200-MW-1	U Plant Zone	PRC
200-W-108	200-W-108, Miscellaneous Stream #687, 222-U Building Stormwater Runoff	200W	200-MW-1	U Plant Zone	PRC

Site Code	Site Names	Designated Area	Operable Unit	Geographical Zone	Post-Transition Contractor
200-W-109	200-W-109, Miscellaneous Stream #521, 222-U Building Stormwater Runoff	200W	200-MW-1	U Plant Zone	PRC
200-W-11	200-W-11, Concrete Foundation South of 241-S, S-Farm Foundation and Dump Site	200W	200-SW-1	200-W Ponds Zone	PRC
200-W-110	200-W-110, Miscellaneous Stream #393	200W	200-MW-1	U Plant Zone	PRC
200-W-111	200-W-111, Miscellaneous Stream #394, 222-U Building Stormwater Runoff	200W	200-MW-1	U Plant Zone	PRC
200-W-112	200-W-112, Miscellaneous Stream #52, Steam Condensate	200W	200-MW-1	U Plant Zone	PRC
200-W-113	200-W-113, Miscellaneous Stream #54, North Steam Pit	200W	200-MW-1	U Plant Zone	PRC
200-W-114	200-W-114, Miscellaneous Stream #55	200W	200-MW-1	U Plant Zone	PRC
200-W-115	200-W-115, Miscellaneous Stream #138, Steam Condensate MSS-003, 063	200W	200-MW-1	U Plant Zone	PRC
200-W-116	200-W-116, Miscellaneous Stream #139, Steam Condensate MSS-TRP-004	200W	200-MW-1	U Plant Zone	PRC
200-W-117	200-W-117, Miscellaneous Stream #140, Steam Condensate MSS-TRP-005	200W	200-MW-1	U Plant Zone	PRC
200-W-118	200-W-118, Miscellaneous Stream #141, Steam Condensate MSS-TRP-006	200W	200-MW-1	U Plant Zone	PRC
200-W-119	200-W-119, Miscellaneous Stream #142, Steam Trap 007	200W	200-MW-1	U Plant Zone	PRC
200-W-12	200-W-12, 201-W Soil Mound and Plastic Pipe	200W	200-SW-1	REDOX Zone	PRC
200-W-120	200-W-120, Miscellaneous Stream #143, Miscellaneous Steam Trap 008	200W	200-MW-1	U Plant Zone	PRC
200-W-121	200-W-121, Miscellaneous Stream #144, Miscellaneous Steam Trap 009	200W	200-MW-1	U Plant Zone	PRC
200-W-122	200-W-122, Miscellaneous Stream #145, Miscellaneous Steam Trap 014	200W	200-MW-1	U Plant Zone	PRC
200-W-123	200-W-123, Gravel Pit 35	200W	200-TP-1		PRC
200-W-124	200-W-124, PFP Stormwater Pond, Z-9 Pond	200W	200-MW-1		PRC
200-W-125	200-W-125, 216-Z-1 Ditch Replacement Pipeline	200W	200-IS-1	PFP Zone	PRC
200-W-126	200-W-126, Tank Farm Vertical Storage Units	200W	TBD		TOC
200-W-127	200-W-127, Surface Stabilized Area East of UPR-200-W-29/UPR-200-W-97 (UN-216-W-5)	200W	TBD		PRC
200-W-128	200-W-128, Underground Radioactive Material Area East of 218-W-4A	200W	TBD		PRC

Site Code	Site Names	Designated Area	Operable Unit	Geographical Zone	Post-Transition Contractor
200-W-129-PL	200-W-129-PL, Encasement Containing Lines V399, V405, and V411	200W	200-IS-1		PRC
200-W-13	200-W-13, 2713-WB Green Hut Complex	200W	200-TP-2	T Plant Zone	PRC
200-W-130-PL	200-W-130-PL, V445, V663, V601, V416; Pipeline from 241-T-151 Diversion Box to 241-U-151 Diversion Box	200W	200-IS-1		PRC
200-W-131-PL	200-W-131-PL, V601, Spur to 241-TX Tank Farm	200W	TBD		PRC
200-W-132-PL	200-W-132-PL, Pipeline from 221-T to 241-T-151 and 241-T-152, V653, V654, V667, V668, V669, V706, V707	200W	200-IS-1		PRC
200-W-133-PL	200-W-133-PL, V682 Spare Line	200W	200-IS-1		PRC
200-W-134-PL	200-W-134-PL, V683 Spare Line	200W	TBD		PRC
200-W-135-PL	200-W-135-PL, V662, Spare Line	200W	200-IS-1		PRC
200-W-136	200-W-136, Underground Radioactive Material Area including 222-U Building Foundation, demolished 203-U area and contaminated soil	200W	TBD		PRC
200-W-137-PL	200-W-137-PL, Pipeline from 241-S-151 Diversion Box to 216-S-1 & 2 cribs	200W	TBD		PRC
200-W-138-PL	200-W-138-PL, Pipeline from 240-S-151 to 216-S-7 Crib, V547	200W	TBD		PRC
200-W-139-PL	200-W-139-PL, Pipeline from 200-W-138-PL to 216-S-9 Crib, V547	200W	TBD		PRC
200-W-14	200-W-14, 200 West Heavy Equipment Storage Area	200W	200-UR-1	T Plant Zone	PRC
200-W-140-PL	200-W-140-PL, Pipeline from 292-T(200-W-40)	200W	TBD		PRC
200-W-141-PL	200-W-141-PL, Pipeline connecting 200-W-139-PL pipeline to 216-S-23 Crib	200W	TBD		PRC
200-W-142-PL	200-W-142-PL, Pipeline from 222-T to 216-T-8 crib	200W	TBD		PRC
200-W-143-PL	200-W-143-PL, Encased Pipeline from 241-TX-154 Diversion Box 241-TX-155 Diversion Box, lines V383, V384, V385, V387, V388, V391, V392, V393	200W	TBD		PRC
200-W-144	200-W-144, Room 4E 222-S Laboratory TSD	200W	TBD		PRC

Site Code	Site Names	Designated Area	Operable Unit	Geographical Zone	Post-Transition Contractor
200-W-145	200-W-145, Hidden Wells South of U-Plant, U Plant Dry Wells	200W	TBD		PRC
200-W-146-PL	200-W-146-PL, 216-S-22 Crib Pipeline	200W	TBD		PRC
200-W-147-PL	200-W-147-PL, Pipeline from 207-SL to 216-S-19 Pond	200W	TBD		PRC
200-W-148-PL	200-W-148-PL, 216-S-26 Crib Pipeline	200W	TBD		PRC
200-W-149-PL	200-W-149-PL, Pipelines related to 216-S-20 Crib, See subsites	200W	TBD		PRC
200-W-15	200-W-15, S Plant Project W-087 Hexone Discovery	200W	200-UR-1	REDOX Zone	PRC
200-W-150-PL	200-W-150-PL, Pipelines Associated with 216-S-13 Crib, See Subsites	200W	TBD		PRC
200-W-16	200-W-16, 292-T Underground Tanks, IMUST, Inactive Miscellaneous Underground Storage Tank, 292-TK-1, 292-TK-2	200W	200-IS-1	T Plant Zone	PRC
200-W-17	200-W-17, S Plant Project W-087 Aluminum Silicate Discovery	200W	200-SW-1		PRC
200-W-18	200-W-18, S Plant Project W-087 Aluminum Oxide Discovery	200W	200-SW-1		PRC
200-W-19	200-W-19, Steam Line Asbestos Release	200W	200-MW-1		PRC
200-W-2	200-W-2, REDOX Berms West	200W	200-SW-1	REDOX Zone	PRC
200-W-20	200-W-20, T Plant Complex	200W	200-TP-4	T Plant Zone	PRC
200-W-21	200-W-21, 204-T Unloading Station, T-Plant Waste Railcar Unloading Facility	200W	200-LW-1	T Plant Zone	PRC
200-W-22	200-W-22, 203-S/204-S/205-S Stabilized Area	200W	200-PW-2	REDOX Zone	PRC
200-W-23	200-W-23, 203-S, 205-S, Underground Contaminated Zone	200W	200-PW-2		PRC
200-W-24	200-W-24, 216-S-10 Borrow Pit, S-10 Pond Borrow Area	200W	200-CS-1		PRC
200-W-25	200-W-25, 216-S-16 Borrow Pit	200W	200-CW-2		PRC
200-W-26	200-W-26, 216-S-17 Borrow Pit	200W	200-CW-2		PRC
200-W-27	200-W-27, 216-S-19 Borrow Pit	200W	200-LW-2		PRC
200-W-28	200-W-28, 216-U-10 Borrow Pit, U Pond Borrow Area	200W	200-CW-5		PRC
200-W-29	200-W-29, 216-U-11 Borrow Pit	200W	200-CW-5		PRC
200-W-3	200-W-3, 2713-W North Parking Lot, 220-W-1	200W	200-SW-1	T Plant Zone	PRC
200-W-30	200-W-30, 218-W-1A Borrow Pit	200W	200-SW-2		PRC
200-W-31	200-W-31, 218-W-2A Borrow Pit	200W	200-SW-2		PRC
200-W-32	200-W-32, 216-Z-19 Borrow Pit	200W	200-SW-2		PRC
200-W-33	200-W-33, Solid Waste Dumping Area, Debris near 609 gate	600	200-SW-1	WM Zone	PRC

Site Code	Site Names	Designated Area	Operable Unit	Geographical Zone	Post-Transition Contractor
200-W-34	200-W-34, 272-WA Septic System North of 213W, 2607-WL, Duplicate of 2607-WL	200W	200-ST-1		PRC
200-W-35	200-W-35, Various sites north of 201-W, 200-W-35-A Infiltration Test Site, 200-W-35-B Bentonite Slurry Test Site, 200-W-35-C Buried Garbage Can with Lid (See Subsites)	200W	200-SW-1	REDOX Zone	PRC
200-W-36	200-W-36, TK-SQ-143, EP 211-143	200W	200-TP-4	T Plant Zone	PRC
200-W-37	200-W-37, Buried Tygon Tubing near 241-S-101	200W	200-RO-4		PRC
200-W-4	200-W-4, U-Farm Landfill	200W	200-SW-1	S/U Farm Zone	PRC
200-W-40	200-W-40, 292-T, Emission Control Lab, Stack Gas Sampling Building	200W	200-TP-4	T Plant Zone	PRC
200-W-41	200-W-41, Abandoned Drums, Drums found east of T Plant	200W	200-SW-1	T Plant Zone	PRC
200-W-42	200-W-42, U Plant Radioactive Process Sewer from 221-U to 216-U-8 & 216-U-12 Cribs	200W	200-UW-1	U Plant Zone	PRC
200-W-43	200-W-43, 291-S Stack Sand Filter	200W	200-RO-3	REDOX Zone	PRC
200-W-44	200-W-44, 291-U Stack Sand Filter	200W	200-UP-2	U Plant Zone	PRC
200-W-45	200-W-45, 291-T Sand Filter, T Plant Stack Sand Filter	200W	200-TP-4	T Plant Zone	PRC
200-W-46	200-W-46, 222-S Laboratory Room 4-E 90-Day Waste Accumulation Area, Satellite Accumulation Area	200W	200-LW-2		PRC
200-W-47	200-W-47, 211-T Storage Pad 90-Day Waste Accumulation Area	200W	200-MW-1		PRC
200-W-48	200-W-48, 241-TX 90-Day Waste Accumulation Area	200W	200-TW-2		PRC
200-W-49	200-W-49, 222-S Laboratory Room 2-D 90-Day Waste Accumulation Area	200W	200-LW-2		PRC
200-W-5	200-W-5, Burial Ground/Burning Pit, U Plant Burning Pit, UPR-200-W-8	200W	200-SW-2		PRC
200-W-50	200-W-50, 2706-T 90-Day Waste Accumulation Area	200W	200-MW-1		PRC
200-W-51	200-W-51, Septic Tank (Abandoned)	200W	200-ST-1	S/U Farm Zone	PRC
200-W-52	200-W-52, 216-T-7 Crib, 241-T-3 Crib	200W	200-TW-2	T Farm Zone	TOC
200-W-53	200-W-53, UPR-200-W-166, UN-216-W-31	200W	200-UR-1	T Farm Zone	PRC
200-W-54	200-W-54, Contamination Migration from 241-SX Tank Farm	200W	200-UR-1		PRC
200-W-55	200-W-55, Dumping Area North of 231-Z	200W	200-SW-1	T Farm Zone	PRC
200-W-56	200-W-56, Debris North of 221-U	200W	200-UW-1	U Plant Zone	PRC
200-W-57	200-W-57, Excess Equipment Laydown Area identified in RCRA General Inspection #200WFY97 Item #10, Area West of 2714-U Fence	200W	200-UW-1		PRC
200-W-58	200-W-58, Z-Plant Diversion Box #1	200W	200-IS-1	PFP Zone	PRC

Site Code	Site Names	Designated Area	Operable Unit	Geographical Zone	Post-Transition Contractor
200-W-59	200-W-59, Z-Plant Diversion Box #2	200W	200-IS-1	PFP Zone	PRC
200-W-6	200-W-6, 200-W Painter Shop paint solvent disposal area	200W	200-SW-1	T Plant Zone	PRC
200-W-60	200-W-60, 284-W Brine Pit, 284-W Salt Dissolving Pit and Brine Pump Pit	200W	200-MW-1		PRC
200-W-61	200-W-61, 284 Powerhouse Coal Ramp Washdown Pit, 200 West Powerhouse Coal Ramp Washdown Pit, Miscellaneous Stream #471	200W	200-MW-1		PRC
200-W-62	200-W-62, 200 West Powerhouse Coal Pile	200W	200-SW-1	T Plant Zone	PRC
200-W-63	200-W-63, Contaminated Concrete Pad	200W	200-UR-1	T Farm Zone	PRC
200-W-64	200-W-64, 2724-W Contaminated Laundry Facility Building Foundation	200W	200-UR-1	T Plant Zone	PRC
200-W-65	200-W-65, Concrete Vault Northwest of WRAP, Water Pumping Station Vault, Abandoned Water System Pump Vault	200W	200-MW-1		PRC
200-W-66	200-W-66, Oil Spill at JCI Annex feeding 283-W/262-WC.	200W	200-UR-1		PRC
200-W-67	200-W-67, Contaminated Soil at the Corner of Cooper and 16th Street	200W	200-UR-1	S/U Farm Zone	PRC
200-W-68	200-W-68, RCRA General Inspection Report 200WFY99, Item #3, Historic Disposal Site	200W	200-SW-1		PRC
200-W-69	200-W-69, 222-S Laboratory Complex	200W	200-RO-3	REDOX Zone	TOC
200-W-7	200-W-7, 246-L, 241-S-TK-1, 243S-TK-1, 243-S-TK1, 200-W Personnel Decontamination Facility Catch Tank, IMUST, Inactive Miscellaneous Underground Storage Tank	200W	200-IS-1	S/U Farm Zone	PRC
200-W-70	200-W-70, Old Burn Pit southeast of Z Plant, 200 West Original Burn Pit, 2731 Burning Pit	200W	200-SW-1		PRC
200-W-71	200-W-71, Undocumented Trench	200W	200-UW-1	U Plant Zone	PRC
200-W-72	200-W-72, 200-ZP-1 Pump and Treat Unplanned Release	200W	200-UR-1		PRC
200-W-73	200-W-73, Contaminated Debris near Railroad Track (east of 218-W-2A)	200W	200-UR-1	T Farm Zone, WM Zone	PRC
200-W-74	200-W-74, 90 Day Storage Area East Side of 622 F	200W	200-MW-1		PRC
200-W-75	200-W-75, Radiological Logging System (RLS) Calibration Silos	200W	200-SW-2	REDOX Zone	PRC
200-W-76	200-W-76, Room 2B 222-S Laboratory TSD	200W	200-RO-3	REDOX Zone	TOC
200-W-77	200-W-77, Posted Contamination Area East of 216-U-14 Ditch	200W	200-UW-1	U Plant Zone	PRC
200-W-78	200-W-78; Pipeline Between 241-TX/TY and 241-T Tank Farms, Lines 6012,6025, 7624 and 7630	200W	200-IS-1	T Farm Zone	PRC

Site Code	Site Names	Designated Area	Operable Unit	Geographical Zone	Post-Transition Contractor
200-W-79	200-W-79; 216-T-36 Crib pipeline	200W	200-SC-1	T Farm Zone, T Plant Zone	PRC
200-W-80	200-W-80; Mound of Contaminated Soil Southwest of T Plant	200W	200-UR-1	T Plant Zone	PRC
200-W-81	200-W-81; Contaminated Tumbleweed Fragments Along Railroad Track East of 218-W-3AE	200W	200-UR-1	WM Zone	PRC
200-W-82	200-W-82, Risers East of 216-TY-201 and 216-T-26, 216-T-27, and 216-T-28 Cribs, Crib Unloading Station	200W	200-LW-1	T Farm Zone	PRC
200-W-83	200-W-83, Contamination Area North of 2727W	200W	200-UR-1	T Plant Zone	PRC
200-W-84	200-W-84, U Plant Process Sewer	200W	200-CW-5	S/U Farm Zone, U Plant Zone	PRC
200-W-85	200-W-85, Soil Contamination Area East of 2727 W	200W	200-UW-1	U Plant Zone	PRC
200-W-86	200-W-86, Contamination Area Around Light Pole	200W	200-UR-1	T Plant Zone	PRC
200-W-87	200-W-87, Unplanned Release on Chemical Spur Railroad Track Northwest of 221-U Plant	200W	200-UW-1	U Plant Zone	PRC
200-W-88	200-W-88, T Plant Process Sewer Pipelines	200W	200-CW-4	T Farm Zone, T Plant Zone	PRC
200-W-89	200-W-89, 252-U, U Plant Electrical Substation, C8S17 Substation, U-Cat Substation	200W	200-UW-1	U Plant Zone	PRC
200-W-9	200-W-9, Project W291 Excavation VCP Contamination	200W	200-UR-1	T Plant Zone	PRC
200-W-90	200-W-90, Underground Radioactive Material Areas posted along 23rd Street in 200 West Area	200W	200-UR-1	T Farm Zone, WM Zone	PRC
200-W-91	200-W-91, Underground Radioactive Material Area Adjacent to the North Side of 241-U Tank Farm	200W	200-UR-1		PRC
200-W-92	200-W-92, Contaminated Mound of Soil and Debris, Soil Mound West of 241-TY Tank Farm	200W	200-SW-2	T Farm Zone	PRC
200-W-93	200-W-93, Contaminated Soil at 241-T Tank Farm	200W	200-TP-6	T Farm Zone	TOC
200-W-94	200-W-94, Contaminated Soil at 241-TX/TY Tank Farm	200W	200-TP-5	T Farm Zone	TOC
200-W-95	200-W-95, Contaminated Soil at 241-U Tank Farm	200W	200-UP-3	S/U Farm Zone	TOC
200-W-96	200-W-96, Contaminated Soil at 241-S/SX/SY Tank Farm	200W	200-RO-4	S/U Farm Zone	TOC
200-W-97	200-W-97, Encased Pipeline from 240-S-151 Diversion Box to 241-S-151 Diversion Box, Lines V508, V509, V512, V513, V514, V515, V516, V517/3603, V519/1115	200W	200-IS-1	REDOX Zone, S/U Farm Zone	PRC
200-W-98	200-W-98, Encased Pipeline from 240-S-151 to 241-U-153 Diversion Box, V458,V459,V460	200W	200-IS-1	REDOX Zone, S/U Farm Zone, T Plant Zone	PRC

Site Code	Site Names	Designated Area	Operable Unit	Geographical Zone	Post-Transition Contractor
200-W-99	200-W-99, Encased Pipeline from 241-U-151 to 241-S-151 Diversion Boxes, Lines V455 and V456	200W	200-IS-1	S/U Farm Zone, T Plant Zone	PRC
201-C	201-C, 201-C Process Building	200E	200-SO-1	Semi-Works Zone	PRC
202-A HWSA	202-A HWSA, 202-A Hazardous Waste Storage Area	200E	200-PO-2		PRC
202-A NU	202-A NU, 202-A Neutralization Unit, Elementary Neutralization Unit/202-A Building, PUREX	200E	200-PO-2	PUREX Zone	PRC
202-A-E5	202-A-E5, 202-A-TK-E5, PUREX Tank E5	200E	200-PO-2	PUREX Zone	PRC
202-A-E-F11	202-A-E-F11, 202-A-TK-E-F11, PUREX Tank E-F11	200E	200-PO-2	PUREX Zone	PRC
202-A-F15	202-A-F15, 202-A-TK-F15, PUREX Tank F-15	200E	200-PO-2	PUREX Zone	PRC
202-A-F16	202-A-F16, 202-A-TK-F16, PUREX Tank F16	200E	200-PO-2	PUREX Zone	PRC
202-A-F18	202-A-F18, 202-A-TK-F18, PUREX Tank F18	200E	200-PO-2	PUREX Zone	PRC
202-A-G7	202-A-G7, 202-A-TK-G7, PUREX Tank G7	200E	200-PO-2	PUREX Zone	PRC
202-A-U3	202-A-U3, 202-A-TK-U3, PUREX Tank U3	200E	200-PO-2	PUREX Zone	PRC
202-A-U4	202-A-U4, 202-A-TK-U4, PUREX Tank U4	200E	200-PO-2	PUREX Zone	PRC
202-A-WS-1	202-A-WS-1, PUREX Waste Piles	200E	200-PO-2	PUREX Zone	PRC
202-S	202-S, 202-S REDOX, S Plant (See Subsites)	200W	200-RO-3	REDOX Zone	PRC
203-S & 205-S	203-S & 205-S, 203-S/204-S/205-S Stabilized Area, 203-S Uranyl Nitrate Hexahydrate Tank Farm, 204-S Tank Farm & Pumphouse, 205-S Process Vault & Chemical Makeup Building, 205-S Uranyl Nitrate Hexahydrate Processing Facility	200W	200-RO-2	REDOX Zone	PRC
204-AR	204-AR, 204-AR Waste Unloading Station; 204-AR-TK-1	200E	200-PO-3	PUREX Zone	TOC
205-A	205-A, 205-A Silica Gel Facility	200E	200-PO-2	PUREX Zone	PRC
207-A-NORTH	207-A-NORTH, 207-A, 207-A Retention Basin, 207-A-NORTH Retention Basin, 207-A North	200E	200-SC-1	200-E Ponds Zone	PRC
207-A-SOUTH	207-A-SOUTH, 207-A, 207-A Retention Basin, 207-A-SOUTH Retention Basin, 207-A South	200E	200-PW-4	200-E Ponds Zone	PRC
207-B	207-B, B Plant Retention Basin, 207-B Retention Basin	200E	200-CW-1	Solid Waste Zone	PRC
207-S	207-S, REDOX Retention Basin, 207-S Retention Basin	200W	200-CW-2	200-W Ponds Zone	PRC

Site Code	Site Names	Designated Area	Operable Unit	Geographical Zone	Post-Transition Contractor
207-SL	207-SL, 222-S Retention Basin, REDOX Lab Retention Basin, 207-SL Retention Basin	200W	200-LW-2	REDOX Zone	TOC
207-T	207-T, T Plant Retention Basin, 207-T, 207-T Retention Basin	200W	200-CW-4	T Farm Zone	PRC
207-U	207-U, 207-U Retention Basin	200W	200-CW-5	T Plant Zone	PRC
207-Z	207-Z, 207-Z Retention Basin, 241-Z Retention Basin, 241-Z-RB	200W	200-SC-1	PFP Zone	PRC
209-E-WS-1	209-E-WS-1, 209-E French Drain	200E	200-MW-1		PRC
209-E-WS-2	209-E-WS-2, Critical Mass Lab French Drain	200E	200-MW-1	Semi-Works Zone	PRC
209-E-WS-3	209-E-WS-3, Critical Mass Laboratory Valve Pit and Hold Up Tank (209-E-TK-111), IMUST, Inactive Miscellaneous Underground Storage Tank (See Subsites)	200E	200-PW-4	Semi-Works Zone	PRC
2101-M POND	2101-M POND, 2101-M Pond	200E	200-SS-1	200-E Admin Zone	PRC
211-A NU	211-A NU, 211-A Neutralization Unit, Elementary Neutralization Unit/211-A Building, PUREX	200E	200-PO-2	PUREX Zone	PRC
212-N	212-N, 212-N Building, Metal and Fuel Storage Basin Facility, 212-N Fissile Storage Facility	600	200-NO-1	200-E Ponds Zone	PRC
212-P	212-P, 212-P Building PCB Storage Facility, 212-P Storage Facility	600	200-NO-1	200-E Ponds	PRC
212-R	212-R, 212-R Storage Facility	600	200-NO-1	200-E Ponds Zone	PRC
213-W	213-W, 213-W Compactor Facility	200W	200-ZP-3	WM Zone	PRC
213-W-1	213-W-1, 213-W-TK-1, 213-W Compactor Facility Retention Tank	200W	200-ZP-3	WM Zone	PRC
215-C	215-C, 215-C Gas Preparation Building	200E	200-SO-1	Semi-Works Zone	PRC
216-A-1	216-A-1, 216-A-1 Cavern, 216-A-1 Trench	200E	200-PW-2	200-E Ponds Zone	PRC
216-A-10	216-A-10, 216-A-10 Crib	200E	200-PW-2	PUREX Zone	PRC
216-A-11	216-A-11 French Drain, Miscellaneous Stream #465	200E	200-MW-1	PUREX Zone	PRC
216-A-12	216-A-12, Miscellaneous Stream #463	200E	200-MW-1	PUREX Zone	PRC
216-A-13	216-A-13, 216-A-13 French Drain, Miscellaneous Stream #460	200E	200-MW-1	PUREX Zone	PRC
216-A-14	216-A-14, French Drain - Vacuum Cleaner Filter Pit, Miscellaneous Stream #462	200E	200-MW-1	PUREX Zone	PRC
216-A-15	216-A-15, Miscellaneous Stream #461	200E	200-LW-2	PUREX Zone	PRC

Site Code	Site Names	Designated Area	Operable Unit	Geographical Zone	Post-Transition Contractor
216-A-16	216-A-16, 216-A-16 Dry Well	200E	200-PO-3	WTP/A Farm Zone	PRC
216-A-17	216-A-17, 216-A-17 Dry Well	200E	200-PO-3	WTP/A Farm Zone	PRC
216-A-18	216-A-18, 216-A-18 Excavation, 216-A-18 Grave, 216-A-18 Sump, 216-A-18 Crib	200E	200-PW-2	200-E Ponds Zone	PRC
216-A-19	216-A-19, 216-A-19 Test Hole, 216-A-19 Grave, 216-A-19 Sump, 216-A-19 Crib	200E	200-PW-2	200-E Ponds Zone	PRC
216-A-2	216-A-2, 216-A-2 Cavern, 216-A-2 Crib	200E	200-PW-3	PUREX Zone	PRC
216-A-20	216-A-20, 216-A-20 Test Hole, 216-A-20 Grave, 216-A-20 Sump, 216-A-20 Crib	200E	200-PW-2	200-E Ponds Zone	PRC
216-A-21	216-A-21, 216-A-21 Crib	200E	200-MW-1	PUREX Zone	PRC
216-A-22	216-A-22, 216-A-22 French Drain, 216-A-22 Crib	200E	200-MW-1	PUREX Zone	PRC
216-A-23A	216-A-23A, 216-A-23-A French Drain	200E	200-PO-3	WTP/A Farm Zone	PRC
216-A-23B	216-A-23B, 216-A-23-B French Drain	200E	200-PO-3	WTP/A Farm Zone	PRC
216-A-24	216-A-24, 216-A-24 Crib	200E	200-PW-3	200-E Ponds Zone	PRC
216-A-25	216-A-25, Gable Mountain Swamp, 216-A-25 Swamp, Gable Mountain Pond	200E	200-CW-1	200-E Ponds Zone	PRC
216-A-26	216-A-26, 216-A-26 French Drain, 216-A-26B, Miscellaneous Stream #464	200E	200-MW-1	PUREX Zone	PRC
216-A-26A	216-A-26A, 216-A-25 Crib, 216-A-26 French Drain, 291-A French Drain	200E	200-MW-1	PUREX Zone	PRC
216-A-27	216-A-27, 216-A-27 Crib	200E	200-MW-1	PUREX Zone	PRC
216-A-28	216-A-28, 216-A-28 French Drain, 216-A-28 Crib	200E	200-PW-2	PUREX Zone	PRC
216-A-29	216-A-29, Snow's Canyon, PUREX Chemical Sewer (CSL)	200E	200-CS-1	200-E Ponds Zone, WTP/A Farm Zone	PRC
216-A-3	216-A-3, 216-A-3 Cavern, 216-A-3 Crib	200E	200-PW-2	PUREX Zone	PRC
216-A-30	216-A-30, 216-A-30 Crib	200E	200-SC-1	PUREX Zone	PRC
216-A-31	216-A-31 Crib	200E	200-PW-3	PUREX Zone	PRC
216-A-32	216-A-32, 216-A-32 Crib	200E	200-MW-1	PUREX Zone	PRC
216-A-33	216-A-33, 216-A-33 Dry Well, 216-A-26B	200E	200-MW-1	PUREX Zone	PRC

Site Code	Site Names	Designated Area	Operable Unit	Geographical Zone	Post-Transition Contractor
216-A-34	216-A-34, 216-A-34 Ditch, 216-A-34 Crib	200E	200-PW-4	200-E Ponds Zone	PRC
216-A-35	216-A-35 French Drain, 216-A-35 Dry Well	200E	200-MW-1	PUREX Zone	PRC
216-A-36A	216-A-36A, 216-A-36 Crib	200E	200-PW-2	PUREX Zone	PRC
216-A-36B	216-A-36B, 216-A-36 Crib, Purex Ammonia Scrubber Distillate (ASD)	200E	200-PW-2	PUREX Zone	PRC
216-A-37-1	216-A-37-1, 216-A-37 Crib	200E	200-PW-4	PUREX Zone	PRC
216-A-37-2	216-A-37-2, 216-A-37-2 Crib	200E	200-SC-1	PUREX Zone	PRC
216-A-38-1	216-A-38-1, 216-A-38 Crib (See Subsites)	200E	200-MW-1	PUREX Zone	PRC
216-A-39	216-A-39, 216-A-39 Crib, 216-A-39 Trench	200E	200-PO-3	WTP/A Farm Zone	PRC
216-A-4	216-A-4, 216-A-4 Cavern	200E	200-MW-1	PUREX Zone	PRC
216-A-40	216-A-40 Retention Basin, 216-A-39 Crib, 216-A-39 Trench	200E	200-CW-1	PUREX Zone	PRC
216-A-41	216-A-41, Crib, 291-AR Stack Drain, 296-A-13 Stack Drain	200E	200-MW-1	PUREX Zone	PRC
216-A-42	216-A-42, 207-AA Retention Basin, 216-A-42 Trench, 216-A-42 Retention Basin	200E	200-CW-1	PUREX Zone	PRC
216-A-45	216-A-45, 216-A-45 Crib	200E	200-PW-4	PUREX Zone	PRC
216-A-5	216-A-5, 216-A-5 Cavern	200E	200-PW-2	PUREX Zone	PRC
216-A-508	216-A-508, Control Structure for 216-A-8 Crib, 216-A-8 Distribution Box	200E	200-PW-3	200-E Ponds Zone	PRC
216-A-524	216-A-524, 216-A-524 Control Structure, 216-A 524 Weir, 216-A-24 Control Structure	200E	200-PW-3	200-E Ponds Zone	PRC
216-A-6	216-A-6, 216-A-6 Cavern	200E	200-SC-1	PUREX Zone	PRC
216-A-7	216-A-7, 216-A-7 Cavern	200E	200-PW-3	200-E Ponds Zone	PRC
216-A-8	216-A-8, 216-A-8 Crib and Overflow Pond	200E	200-PW-3	200-E Ponds Zone	PRC
216-A-9	216-A-9, 216-A-9 Crib	200E	200-CW-1	PUREX Zone	PRC
216-B-10A	216-B-10A, 222-B-1 Crib, 216-B-10 Crib, 292-B	200E	200-LW-2	B Plant Zone	PRC
216-B-10B	216-B-10B, 222-B-2 Crib, 216-B-10 Crib	200E	200-LW-2	B Plant Zone	PRC
216-B-11A&B	216-B-11A&B, 216-B-11 Crib, 242-B-1 Crib, 216-B-11A & B, 216-B-11B	200E	200-PW-5	B Farm Zone	PRC
216-B-12	216-B-12, 216-ER Crib, 216-ER-1,2,3 Cribs	200E	200-PW-2	B Plant Zone	PRC
216-B-13	216-B-13, 216-B-13 French Drain, 291-B Crib, 216-B-B, 216-B-13 Crib	200E	200-MW-1	B Plant Zone	PRC

Site Code	Site Names	Designated Area	Operable Unit	Geographical Zone	Post-Transition Contractor
216-B-14	216-B-14, 216-BC-1 Crib	200E	200-TW-1	NRDWL/BC Control Zone	PRC
216-B-15	216-B-15, 216-BC-2 Crib	200E	200-TW-1	NRDWL/BC Control Zone	PRC
216-B-16	216-B-16, 216-BC-3 Crib	200E	200-TW-1	NRDWL/BC Control Zone	PRC
216-B-17	216-B-17, 216-BC-4 Crib	200E	200-TW-1	NRDWL/BC Control Zone	PRC
216-B-18	216-B-18, 216-BC-5 Crib	200E	200-TW-1	NRDWL/BC Control Zone	PRC
216-B-19	216-B-19, 216-BC-6 Crib	200E	200-TW-1	NRDWL/BC Control Zone	PRC
216-B-20	216-B-20, 216-BC-7 Trench, 216-B-20 Trench	200E	200-TW-1	NRDWL/BC Control Zone	PRC
216-B-21	216-B-21, 216-BC-8 Trench, 216-B-21 Trench	200E	200-TW-1	NRDWL/BC Control Zone	PRC
216-B-2-1	216-B-2-1, 216-B-1, B Swamp Ditch, 216-B-2, B Ditch, 216-B-2W	200E	200-CW-1	Solid Waste Zone	PRC
216-B-22	216-B-22, 216-BC-9 Trench, 216-B-22 Trench	200E	200-TW-1	NRDWL/BC Control Zone	PRC
216-B-2-2	216-B-2-2, 216-B-2-2W, 216-B-1 Ditch	200E	200-CW-1	B Farm Zone, Solid Waste Zone	PRC
216-B-23	216-B-23, 216-BC-10 Trench, 216-B-23 Trench	200E	200-TW-1	NRDWL/BC Control Zone	PRC
216-B-2-3	216-B-2-3, B Pond Ditch, B Swamp Ditch, 216-B-2-2E	200E	200-CW-1	Solid Waste Zone	PRC
216-B-24	216-B-24, 216-BC-11 Trench, 216-B-24 Trench	200E	200-TW-1	NRDWL/BC Control Zone	PRC
216-B-25	216-B-25, 216-BC-12 Trench, 216-B-25 Trench	200E	200-TW-1	NRDWL/BC Control Zone	PRC
216-B-26	216-B-26, 216-BC-13 Trench, 216-B-26 Trench	200E	200-TW-1	NRDWL/BC Control Zone	PRC
216-B-27	216-B-27, 216-BC-14 Trench, 216-B-27 Trench	200E	200-TW-1	NRDWL/BC Control Zone	PRC

Site Code	Site Names	Designated Area	Operable Unit	Geographical Zone	Post-Transition Contractor
216-B-28	216-B-28, 216-BC-15 Trench, 216-B-28 Trench	200E	200-TW-1	NRDWL/BC Control Zone	PRC
216-B-29	216-B-29, 216-BC-16 Trench	200E	200-TW-1	NRDWL/BC Control Zone	PRC
216-B-3	216-B-3, B Pond, B-3 Pond, 216-B-3 Main Pond, B Swamp, 216-B-3 Swamp, B Plant Swamp	200E	200-CW-1	200-E Ponds Zone	PRC
216-B-30	216-B-30, 216-BC-17 Trench, 216-B-30 Trench	200E	200-TW-1	NRDWL/BC Control Zone	PRC
216-B-31	216-B-31, 216-BC-18 Trench, 216-B-31 Trench	200E	200-TW-1	NRDWL/BC Control Zone	PRC
216-B-3-1	216-B-3-1, B Swamp Ditch, 216-B-2, 216-B-3 Ditch, 216-B-2E	200E	200-CW-1	200-E Ponds Zone	PRC
216-B-32	216-B-32, 216-BC-19 Trench, 216-B-32 Trench	200E	200-TW-1	NRDWL/BC Control Zone	PRC
216-B-3-2	216-B-3-2, 216-B Ditch, 216-B-1 Ditch, B Swamp Ditch, 216-B-2-2E	200E	200-CW-1	200-E Ponds	PRC
216-B-33	216-B-33, 216-BC-20 Trench, 216-B-33 Trench	200E	200-TW-1	NRDWL/BC Control Zone	PRC
216-B-3-3	216-B-3-3, B Swamp Ditch, 216-B-3-3 Ditch	200E	200-CW-1	200-E Ponds Zone	PRC
216-B-34	216-B-34, 216-BC-21 Trench	200E	200-TW-1	NRDWL/BC Control Zone	PRC
216-B-35	216-B-35, 241-BX-1 Grave, 216-BX-1 Trench, 216-B-35 Trench	200E	200-TW-2	B Farm Zone	PRC
216-B-36	216-B-36, 241-BX-2 Grave, 216-BX-2 Trench, 216-B-36 Trench	200E	200-TW-2	B Farm Zone	PRC
216-B-37	216-B-37, 241-BX-3 Grave, 216-BX-3 Trench, 216-B-37 Trench	200E	200-TW-2	B Farm Zone	PRC
216-B-38	216-B-38, 241-BX-4 Grave, 216-BX-4 Trench, 216-B-38 Trench	200E	200-TW-2	B Farm Zone	PRC
216-B-39	216-B-39, 241-BX-5 Grave, 216-BX-5 Trench, 216-B-39 Trench	200E	200-TW-2	B Farm Zone	PRC
216-B-3A	216-B-3A, B Pond Lobe A, B Pond First Expansion Lobe, West Expansion Lobe	200E	200-CW-1	200-E Ponds Zone	PRC
216-B-3A RAD	216-B-3A RAD, 216-B-3A Expansion Lobe Residual Radioactive Waste, 216-B-3 1st Overflow Pond, West Expansion Lobe	200E	200-CW-1	200-E Ponds Zone	PRC
216-B-3B	216-B-3B, B Pond Lobe B, B Pond Second Expansion Lobe, East Expansion Lobe	200E	200-CW-1	200-E Ponds Zone	PRC
216-B-3B RAD	216-B-3B RAD, 216-B-3B Expansion Lobe Residual Radioactive Waste, East Expansion Lobe	200E	200-CW-1	200-E Ponds Zone	PRC

Site Code	Site Names	Designated Area	Operable Unit	Geographical Zone	Post-Transition Contractor
216-B-3C	216-B-3C, B Pond Lobe C, B Pond Third Expansion Lobe	200E	200-CW-1	200-E Ponds Zone	PRC
216-B-3C RAD	216-B-3C RAD, 216-B-3C Expansion Lobe Residual Radioactive Waste	200E	200-CW-1	200-E Ponds Zone	PRC
216-B-4	216-B-4, 216-B-4 French Drain, 216-B-4 Dry Well, 216-B-4 Reverse Well	200E	200-MW-1	B Plant Zone	PRC
216-B-40	216-B-40, 241-BX-6 Grave, 241-BX-6 Trench, 216-B-40 Trench, 216-BX-6 Trench	200E	200-TW-2	B Farm Zone	PRC
216-B-41	216-B-41, 241-BX-7 Grave, 216-BX-7 Trench, 216-B-41 Trench	200E	200-TW-2	B Farm Zone	PRC
216-B-42	216-B-42, 241-BX-8 Grave, 216-BX-8 Trench, 216-B-42 Trench	200E	200-TW-1	B Farm Zone	PRC
216-B-43	216-B-43, 216-BY-1 Crib, 216-BY-1 Cavern	200E	200-TW-1	B Farm Zone	PRC
216-B-44	216-B-44, 216-BY-2 Crib, 216-BY-2 Cavern	200E	200-TW-1	B Farm Zone	PRC
216-B-45	216-B-45, 216-BY-3 Crib, 216-BY-3 Cavern	200E	200-TW-1	B Farm Zone	PRC
216-B-46	216-B-46, 216-BY-4 Crib, 216-BY-4 Cavern	200E	200-TW-1	B Farm Zone	PRC
216-B-47	216-B-47, 216-BY-5 Crib, 216-BY-5 Cavern	200E	200-TW-1	B Farm Zone	PRC
216-B-48	216-B-48, 216-BY-6 Crib, 216-BY-6 Cavern	200E	200-TW-1	B Farm Zone	PRC
216-B-49	216-B-49, 216-BY-7 Crib, 216-BY-7 Cavern	200E	200-TW-1	B Farm Zone	PRC
216-B-5	216-B-5, 241-B-361 Reverse Well, 241-B-361 Dry Well, 241-B-5 Dry Well, 299-E28-29	200E	200-TW-2	B Plant Zone	PRC
216-B-50	216-B-50, 216-BY-8 Crib, 216-BY-8 Cavern	200E	200-PW-5	B Farm Zone	PRC
216-B-51	216-B-51, 216-BY-9 Crib	200E	200-TW-1	B Farm Zone	PRC
216-B-52	216-B-52, 216-B-52 Trench, 216-BC-22	200E	200-TW-1	NRDWL/BC Control Zone	PRC
216-B-53A	216-B-53A, 216-B-53A Trench, PRTR Trench	200E	200-TW-1	NRDWL/BC Control Zone	PRC
216-B-53B	216-B-53B, 216-B-53 Trench, 216-B-53B Trench	200E	200-TW-1	NRDWL/BC Control Zone	PRC
216-B-54	216-B-54, 216-B-54 Trench	200E	200-TW-1	NRDWL/BC Control Zone	PRC
216-B-55	216-B-55, 216-B-55 Enclosed Trench, 216-B-55 Crib	200E	200-SC-1	B Plant Zone	PRC
216-B-56	216-B-56, 216-B-56 Crib	200E	200-MW-1		PRC
216-B-57	216-B-57, 216-B-57 Enclosed Trench, Hanford Prototype Barrier	200E	200-PW-5	B Farm Zone	PRC
216-B-58	216-B-58, 216-B-58 Trench, 216-B-59 Crib	200E	200-TW-1	NRDWL/BC Control Zone	PRC
216-B-59	216-B-59, 216-B-58 Trench, 216-B-58 Ditch	200E	200-CW-1	B Plant Zone	PRC

Site Code	Site Names	Designated Area	Operable Unit	Geographical Zone	Post-Transition Contractor
216-B-59B	216-B-59B, 216-B-59 Retention Basin	200E	200-CW-1	B Plant Zone	PRC
216-B-6	216-B-6, 222-B-110 Reverse Well, 216-B-6 Dry Well, 216-B-6 Crib, 222-B-110 Dry Well	200E	200-LW-2	B Plant Zone	PRC
216-B-60	216-B-60, 216-B-60 Crib	200E	200-PW-2	B Plant Zone	PRC
216-B-61	216-B-61, 216-B-61 Crib	200E	200-MW-1		PRC
216-B-62	216-B-62, 216-B-62 Enclosed Trench, 216-B-62 Crib	200E	200-PW-5	B Plant Zone	PRC
216-B-63	216-B-63, B Plant Chemical Sewer, 216-B-63 Trench, 216-B-63 Ditch	200E	200-CS-1	Solid Waste Zone	PRC
216-B-64	216-B-64, 216-B-64 Retention Basin, 216-B-64 Trench, 216-B-64 Crib	200E	200-SC-1	B Plant Zone	PRC
216-B-7A&B	216-B-7A&B, 241-B-201 Crib, 216-B-7 Crib, 216-B-7A Sump, 216-B-7B Sump, 241-B-1 and 2 Cribs, 216-B-7A & B	200E	200-TW-2	B Farm Zone	PRC
216-B-8	216-B-8, 241-B-3 Crib, 216-B-8, 216-B-8TF	200E	200-TW-2	B Farm Zone	PRC
216-B-9	216-B-9, 241-B-361 Crib, 5-6 Crib and Tile Field, 216-B-361 Crib, 216-B-9TF	200E	200-TW-2	B Plant Zone, Solid Waste Zone	PRC
216-BY-201	216-BY-201, 241-BY Flush Tank, 216-BY-47, Supernatant Disposal Flush Tank, IMUST, Inactive Miscellaneous Underground Storage Tank	200E	200-TW-1	B Farm Zone	PRC
216-C-1	216-C-1, 216-C-1 Crib, 216-C Crib	200E	200-PW-2	Semi-Works Zone	PRC
216-C-10	216-C-10, 216-C-10 Crib	200E	200-PW-4	Semi-Works Zone	PRC
216-C-2	216-C-2, 291-C Dry Well, 216-C-2 Dry Well, 216-C-2 Reverse Well	200E	200-MW-1	Semi-Works Zone	PRC
216-C-3	216-C-3, 201-C Leaching Pit, 216-C-3 Crib	200E	200-PW-4	Semi-Works Zone	PRC
216-C-4	216-C-4, 216-C-4 Crib	200E	200-PW-3	Semi-Works Zone	PRC
216-C-5	216-C-5, 216-C-5 Crib	200E	200-PW-4	Semi-Works Zone	PRC
216-C-6	216-C-6, 241-CX Crib	200E	200-PW-5	Semi-Works Zone	PRC
216-C-7	216-C-7, 216-C-7 Crib	200E	200-PW-4	Semi-Works Zone	PRC
216-C-8	216-C-8, 271-CR Crib, 216-C-8 Crib, 216-C-8 French Drain	200E	200-PO-3	C Farm Zone	PRC

Site Code	Site Names	Designated Area	Operable Unit	Geographical Zone	Post-Transition Contractor
216-C-9	216-C-9, 216-C-7 Swamp, Former 221-C Canyon Excavation, 216-C-9 Swamp, Semi-Works Swamp, 216-C-9 C Canyon Excavation Semiworks Swamp	200E	200-CW-1	Semi-Works Zone	PRC
216-E-28	216-E-28, 216-E-25, 200 East Area Contingency Pond	200E	200-CW-1		PRC
216-N-1	216-N-1, 212-N Swamp, 216-N-1 Swamp, 216-N-1 Covered Pond	600	200-CW-3	200-E Ponds Zone	PRC
216-N-2	216-N-2, 212-N Storage Basin Crib #1, 212-N #1 Trench, 216-N-1 Trench, 216-N-2 Trench	600	200-CW-3	200-E Ponds Zone	PRC
216-N-3	216-N-3, 212-N Storage Basin Crib #2, 212-N #2 Trench, 212-N #2 Grave, 212-N-2 Trench, 212-N-3 Trench	600	200-CW-3	200-E Ponds Zone	PRC
216-N-4	216-N-4, 216-N-2, 216-N-4 Swamp, 212-P Swamp	600	200-CW-3	200-E Ponds Zone	PRC
216-N-5	216-N-5, 212-P Storage Basin Crib, 212-P Trench, 212-P Grave, 216-N-5 Trench	600	200-CW-3	200-E Ponds Zone	PRC
216-N-6	216-N-6, 212-R Swamp, 216-N-6 Swamp	600	200-CW-3	200-E Ponds Zone	PRC
216-N-7	216-N-7, 212-R Storage Basin Crib, 212-R Trench, 212-R Grave, 216-N-7 Trench	600	200-CW-3	200-E Ponds Zone	PRC
216-N-8	216-N-8, West Lake, West Pond, 216-N-8 Pond, Honeyhill Pond, Seepage Pond	600	200-UR-1	200-E Ponds Zone	PRC
216-S-1&2	216-S-1&2, 216-S-5 Crib, 216-S-1 & 2	200W	200-PW-2	REDOX Zone	PRC
216-S-10D	216-S-10D, 216-S-10D Ditch, 202 Chemical Sump #1 and Ditch, Chemical Sewer Trench, Open Ditch to the Chemical Sewer Trench, 216-S-10 Ditch	200W	200-CS-1	200-W Ponds Zone	PRC
216-S-10P	216-S-10P, 216-S-10P Pond, 202-S Chemical Sump #1 and Ditch, Chemical Sewer Trench	200W	200-CS-1	200-W Ponds Zone	PRC
216-S-11	216-S-11, 202-S Chemical Sump #2, Chemical Sewer Trenches, 216-S-11 Swamp	200W	200-CS-1	200-W Ponds Zone	PRC
216-S-12	216-S-12, UPR-200-W-30, 291-S Stack Wash Sump, REDOX Stack Flush Trench	200W	200-MW-1	REDOX Zone	PRC
216-S-13	216-S-13, 276-S Crib, 216-S-6	200W	200-PW-3	REDOX Zone	PRC
216-S-14	216-S-14, Buried Contaminated Hexone, Cold Organic Trench or Grave, 216-S-4 Burial Contaminated Hexone	200W	200-PW-3	200-W Ponds Zone	PRC
216-S-15	216-S-15, 216-S-2, 241-S-110 Pond, 110-S Tank Overflow Pond, UN-216-W-3	200W	200-RO-4	S/U Farm Zone	PRC

Site Code	Site Names	Designated Area	Operable Unit	Geographical Zone	Post-Transition Contractor
216-S-16D	216-S-16D, 202-S Swamp (New) and Ditch, 202-S Swamp #1, REDOX Pond #2, 216-S-24 Ditch	200W	200-CW-2	200-W Ponds Zone	PRC
216-S-16P	216-S-16P, 202-S Swamp and Ditch, 202-S Swamp #1, REDOX Pond #2	200W	200-CW-2	200-W Ponds Zone	PRC
216-S-17	216-S-17, 202-S Swamp, 202-S REDOX Swamp, 216-S-1 REDOX Pond No. 1, REDOX Swamp, 216-S-1	200W	200-CW-2	200-W Ponds Zone	PRC
216-S-172	216-S-172, 216-S-172 Weir Box and Control Structure, 2904-S-172 Weir, 216-S-172 Control Structure	200W	200-CW-2	200-W Ponds Zone	PRC
216-S-18	216-S-18, 241-SX Steam Cleaning Pit, 216-S-14 Steam Cleaning Pit	200W	200-MW-1	S/U Farm Zone	PRC
216-S-19	216-S-19, 222-S Lab Swamp, 216-SL-1, REDOX Lab Swamp, 216-S-19 Pond	200W	200-LW-2	200-W Ponds Zone	PRC
216-S-20	216-S-20, 216-SL-1&2 Crib, 216-SL-2	200W	200-LW-2	REDOX Zone	PRC
216-S-21	216-S-21, 216-SX-1, 216-SX-1 Cavern or Crib	200W	200-PW-5	200-W Ponds Zone	PRC
216-S-22	216-S-22, 216-S-22 Crib	200W	200-PW-4	REDOX Zone	PRC
216-S-23	216-S-23, 216-S-23 Crib	200W	200-PW-4	S/U Farm Zone	PRC
216-S-25	216-S-25, 216-S-25 Crib	200W	200-SC-1	200-W Ponds Zone	PRC
216-S-26	216-S-26, 216-S-19 Replacement Facility, 216-S-26 Crib	200W	200-LW-2	200-W Ponds Zone	PRC
216-S-3	216-S-3, 216-S-5, 216-S-3 Crib	200W	200-RO-4	S/U Farm Zone	PRC
216-S-4	216-S-4, 216-S-7, 216-S-4 Sump or Crib, UN-216-W-1	200W	200-PW-4	200-W Ponds Zone	PRC
216-S-5	216-S-5, 216-S-5 Cavern #1, 216-S-6 Crib, 216-S-9	200W	200-SC-1	200-W Ponds Zone	PRC
216-S-6	216-S-6, 216-S-6 Cavern #2, 216-S-5 Crib, 216-S-13 Crib	200W	200-SC-1	200-W Ponds Zone	PRC
216-S-7	216-S-7, 216-S-7 Crib, 216-S-15	200W	200-PW-2	REDOX Zone	PRC
216-S-8	216-S-8, Cold Aqueous Trench, Cold Aqueous Crib, 216-S-3, Unirradiated Uranium Waste Trench, Cold Aqueous Grave	200W	200-PW-2	REDOX Zone	PRC
216-S-9	216-S-9 Crib	200W	200-PW-5	S/U Farm Zone	PRC
216-SX-2	216-SX-2, 216-SX-2 Crib	200W	200-MW-1	S/U Farm Zone	PRC
216-T-1	216-T-1, 221-T Ditch, 221-T Trench, 216-T-1 Trench	200W	200-CW-4	T Plant Zone, WM Zone	PRC

Site Code	Site Names	Designated Area	Operable Unit	Geographical Zone	Post-Transition Contractor
216-T-10	216-T-10, Decontamination Trenches, Equipment Decontamination Area	200W	200-MW-1	T Plant Zone	PRC
216-T-11	216-T-11, Decontamination Trenches, Equipment Decontamination Area	200W	200-MW-1	T Plant Zone	PRC
216-T-12	216-T-12, 207-T Sludge Grave, 207-T Sludge Pit, 216-T-11	200W	200-CW-4	T Farm Zone	PRC
216-T-13	216-T-13, 269-W Regulated Garage, 269-W Decontamination Pit or Trench, 216-T-12, 269-W Regulated Garage Decontamination Pit	200W	200-MW-1	T Farm Zone	PRC
216-T-14	216-T-14, 241-T-1 Trench, 216-T-1 Grave, 216-T-13	200W	200-TW-2	T Farm Zone	PRC
216-T-15	216-T-15, 241-T-2 Trench, 241-T-2 Grave, 216-T-14, 216-T-15 Crib	200W	200-TW-2	T Farm Zone	PRC
216-T-16	216-T-16, 241-T-3 Trench, 241-T-3 Grave, 216-T-15, 216-T-16 Crib	200W	200-TW-2	T Farm Zone	PRC
216-T-17	216-T-17, 241-T-4 Trench, 216-T-4 Grave, 216-T-16	200W	200-TW-2	T Farm Zone	PRC
216-T-18	216-T-18, Test Crib for 221-U Building, Scavenged TBP Waste, 216-T-17, 241-T-17 Crib	200W	200-TW-1	T Farm Zone	PRC
216-T-19	216-T-19, 241-TX-153 Crib and Tile Field, 216-TX-1, 241-TX-3, 216-T-19TF	200W	200-PW-1	T Farm Zone	PRC
216-T-2	216-T-2, 222-T-110 Dry Well, 222-T Reverse Well	200W	200-LW-2	T Plant Zone	PRC
216-T-20	216-T-20, 216-TX-2, 216-T-20 Crib, 241-TX-155 Contaminated Acid Grave	200W	200-PW-4	T Farm Zone	PRC
216-T-21	216-T-21, 241-TX-1 Trench, 216-TX-1 Grave, 216-TX-3	200W	200-TW-2	T Farm Zone	PRC
216-T-22	216-T-22, 241-TX-2 Trench, 216-TX-2 Grave, 216-TX-4	200W	200-TW-2	T Farm Zone	PRC
216-T-23	216-T-23, 241-TX-3 Trench, 216-TX-3 Grave, 216-TX-5, 241-TX-3 Grave	200W	200-TW-2	T Farm Zone	PRC
216-T-24	216-T-24, 241-TX-4 Trench, 216-TX-4 Grave, 216-TX-6	200W	200-TW-2	T Farm Zone	PRC
216-T-25	216-T-25, 241-TX-5 Trench, 216-TX-5 Grave, 216-TX-7	200W	200-TW-2	T Farm Zone	PRC
216-T-26	216-T-26, 216-TY-1 Cavern, 216-TY-1 Crib, 241-TX-1 Cavern, 216-TX-1 Crib	200W	200-TW-1	T Farm Zone	PRC
216-T-27	216-T-27, 216-TY-2 Cavern, 216-TY-2 Crib, 216-TX-2 Cavern, 216-TX-2 Crib	200W	200-LW-1	T Farm Zone	PRC
216-T-28	216-T-28, 216-TY-3 Cavern, 216-TY-3 Crib, 216-TX-3 Cavern, 216-TX-3 Crib	200W	200-LW-1	T Farm Zone	PRC
216-T-29	216-T-29, 291-T Sand Filter Sewer, 216-T-29 French Drain	200W	200-MW-1	T Plant Zone	PRC
216-T-3	216-T-3, 241-T-361-A Reverse Well, 361-T Reverse Well	200W	200-TW-2	T Plant Zone	PRC
216-T-31	216-T-31, 216-T-31 French Drain	200W	200-MW-1	T Farm Zone	PRC
216-T-32	216-T-32, 241-T #1 & 2 Cribs, 216-T-6	200W	200-TW-2	T Farm Zone	PRC
216-T-33	216-T-33, 216-T-33 Crib	200W	200-MW-1	T Plant Zone	PRC

Site Code	Site Names	Designated Area	Operable Unit	Geographical Zone	Post-Transition Contractor
216-T-34	216-T-34, 216-T-34 Crib	200W	200-LW-1	T Plant Zone	PRC
216-T-35	216-T-35, 216-T-35 Crib	200W	200-LW-1	T Plant Zone	PRC
216-T-36	216-T-36 Crib	200W	200-SC-1	T Farm Zone	PRC
216-T-4-1D	216-T-4-1D, 216-T-4 Ditch, 216-T-4 Swamp	200W	200-CW-4	T Farm Zone, WM Zone	PRC
216-T-4-2	216-T-4-2, 216-T-4-2 Ditch	200W	200-CW-4	T Farm Zone, WM Zone	PRC
216-T-4A	216-T-4A, 216-T-4 Swamp, 216-T-4-1 (P), 216-T-4-1 Pond	200W	200-CW-4	WM Zone	PRC
216-T-4B	216-T-4B, 216-T-4 New Pond, 216-T-4-2 (P), 216-T-4-2 Pond	200W	200-CW-4	WM Zone	PRC
216-T-5	216-T-5, 216-T-5 Grave, 216-T-12, 216-T-5 Trench, 241-T-5 Trench	200W	200-TW-2	T Farm Zone	PRC
216-T-6	216-T-6, 241-T-361 (1&2 Cribs), 216-T-5, 361-T-1&2 Cribs	200W	200-TW-2	T Plant Zone	PRC
216-T-7	216-T-7, 216-T-7TF, 216-T-7 Tile Field, 241-T-3 Tile Field	200W	200-TW-2	T Farm Zone	PRC
216-T-8	216-T-8, 222-T-1 & 2 Cribs	200W	200-LW-2	T Plant Zone	PRC
216-T-9	216-T-9, Decontamination Trenches, Equipment Decontamination Area	200W	200-MW-1	T Plant Zone	PRC
216-TY-201	216-TY-201, Supernatant Disposal Flush Tank, IMUST, Inactive Miscellaneous Underground Storage Tank	200W	200-IS-1	T Farm Zone	PRC
216-U-1&2	216-U-1&2, 361-WR (Crib 2), 216-U-3, 216-UR #1&2 Cribs, 216-U-1 & 2, 216-U-1, 216-U-2	200W	200-UW-1	U Plant Zone	PRC
216-U-10	216-U-10, U Swamp, 216-U-1, 216-U-10 Pond, 231 Swamp	200W	200-CW-5	200-W Ponds Zone	PRC
216-U-11	216-U-11, U Swamp Extension Ditch, 216-U-12, 216-U-11 Trench, 216-U-11 Ditch, 216-U-11 (old ditch), 216-U-11 (new ditch)	200W	200-CW-5	200-W Ponds Zone	PRC
216-U-12	216-U-12, 216-U-12 Crib	200W	200-UW-1	U Plant Zone	PRC
216-U-13	216-U-13, 216-U-13 Cribs, 216-U-13, Vehicle Steam Cleaning Pit	200W	200-MW-1	S/U Farm Zone	PRC
216-U-14	216-U-14, 216-U-14 Ditch, Laundry Ditch	200W	200-CW-5	200-W Ponds Zone, S/U Farm Zone, T Plant Zone	PRC
216-U-15	216-U-15, UN-216-W-10, 388-U Tank Dumping, UPR-200-W-125, UN-200-W-158, U-152 Interface Crud Burial	200W	200-UW-1	U Plant Zone	PRC
216-U-16	216-U-16, UO3 Crib	200W	200-UW-1	U Plant Zone	PRC
216-U-17	216-U-17, 216-U-17 Crib	200W	200-UW-1	U Plant Zone	PRC
216-U-3	216-U-3, 216-U-11, 216-U-3 French Drain	200W	200-MW-1	S/U Farm Zone	PRC

Site Code	Site Names	Designated Area	Operable Unit	Geographical Zone	Post-Transition Contractor
216-U-4	216-U-4, 222-U Dry Well, 222-U-110 Dry Well, 216-U-2, 216-U-4 Dry Well	200W	200-UW-1	U Plant Zone	PRC
216-U-4A	216-U-4A, 216-U-4 Reverse Well Replacement French Drain, 216-U-4 Dry Well	200W	200-UW-1	U Plant Zone	PRC
216-U-4B	216-U-4B, 216-U-4B Dry Well, 216-U-4B French Drain	200W	200-UW-1	U Plant Zone	PRC
216-U-5	216-U-5, 216-U-4, 221-U Cold U Trench #2	200W	200-UW-1	U Plant Zone	PRC
216-U-6	216-U-6, U Facility Unirradiated Uranium Waste Trench, 221-U Cold U Trench, 216-U Cold U Trench #1, 216-U-5, 221-U Cold U Grave #1	200W	200-UW-1	U Plant Zone	PRC
216-U-7	216-U-7, 221-U Counting Box French Drain, 221-U Vessel Vent Blower Pit French Drain	200W	200-MW-1	U Plant Zone	PRC
216-U-8	216-U-8, 216-WR-1,2,3 Cribs, 216-U-9	200W	200-UW-1	U Plant Zone	PRC
216-U-9	216-U-9, U Swamp-S Swamp Ditch, 216-U-6	200W	200-CW-5	200-W Ponds Zone	PRC
216-W-LWC	216-W-LWC, 216-W-LC, Laundry Waste Crib, 216-W-LWC Crib, 216-W-1	200W	200-CW-5	T Plant Zone	PRC
216-Z-1&2	216-Z-1&2, 234-5 No. 1 Crib, 216-Z-7, 234-5 No. 2 Crib, 216-Z-1 & 2TF, 216-Z-1 and 216-Z-2 Cribs	200W	200-PW-1	PFP Zone	PRC
216-Z-10	216-Z-10, 216-Z-2, 231-W Reverse Well, 231-W-151 Dry Well or Reverse Well, 231-Z Well, 299-W15-51, 231-W-150	200W	200-PW-6	PFP Zone	PRC
216-Z-11	216-Z-11, 216-Z-11 Ditch, Z Plant Ditch	200W	200-CW-5	PFP Zone	PRC
216-Z-12	216-Z-12, 241-Z-12 Crib	200W	200-PW-1	PFP Zone	PRC
216-Z-13	216-Z-13, 234-5 Dry Well #1, 216-Z-13 Dry Well, Miscellaneous Stream #261, 216-Z-13 A and B	200W	200-MW-1	PFP Zone	PRC
216-Z-14	216-Z-14, 234-5 Dry Well #2, 216-Z-14 Dry Well, Miscellaneous Stream #262, 216-Z-14 A and B	200W	200-MW-1	PFP Zone	PRC
216-Z-15	216-Z-15, 234-5 Dry Well #3, 216-Z-15 Dry Well, Miscellaneous Stream #263	200W	200-MW-1	PFP Zone	PRC
216-Z-16	216-Z-16	200W	200-LW-2	PFP Zone	PRC
216-Z-17	216-Z-17, 216-Z-17 Ditch	200W	200-LW-2	PFP Zone	PRC
216-Z-18	216-Z-18, 216-Z-18 Crib	200W	200-PW-1	PFP Zone	PRC
216-Z-19	216-Z-19, 216-U-10 Ditch, Z Plant Ditch, 216-Z-19 Ditch	200W	200-CW-5	PFP Zone	PRC
216-Z-1A	216-Z-1A, 216-Z-1A Tile Field, 216-Z-7, 234-5 Tile Field, 216-Z-1AA, 216-Z-1AB, 216-Z-1AC	200W	200-PW-1	PFP Zone	PRC
216-Z-1D	216-Z-1D, 216-Z-1, Drain Ditch to U Swamp, Z Plant Ditch	200W	200-CW-5	PFP Zone	PRC

Site Code	Site Names	Designated Area	Operable Unit	Geographical Zone	Post-Transition Contractor
216-Z-20	216-Z-20, Z-19 Ditch Replacement Tile Field	200W	200-CW-5	PFP Zone	PRC
216-Z-21	216-Z-21, 216-Z-21 Seepage Basin, PFP Cold Waste Pond	200W	200-MW-1	PFP Zone	PRC
216-Z-3	216-Z-3, 216-Z-3 Culvert, 216-Z-8, 234-5 No. 3 & 4 Cribs	200W	200-PW-1	PFP Zone	PRC
216-Z-4	216-Z-4, 231-W-3 Pit, 231-W-3 Sump, 231-W-3 Crib, 216-Z-3, 216-Z-4 Crib	200W	200-PW-6	PFP Zone	PRC
216-Z-5	216-Z-5, 231-W Sumps, 231-W-1 & 2 Cribs	200W	200-PW-6	PFP Zone	PRC
216-Z-6	216-Z-6, 231-W-4 Crib, 231-Z-6, 216-W-4, 231-W Crib, 216-Z-4, 216-Z-6 & 6A Crib	200W	200-PW-6	PFP Zone	PRC
216-Z-7	216-Z-7, 231-W Crib, 231-W Trench, 216-Z-6	200W	200-LW-2	PFP Zone	PRC
216-Z-8	216-Z-8, 234-5 Recuplex French Drain, 216-Z-9, 216-Z-8 Crib	200W	200-PW-6	PFP Zone	PRC
216-Z-9	216-Z-9, 216-Z-9 Cavern, 234-5 Recuplex Cavern, 216-Z-10, 216-Z-9 Crib, 216-Z-9 Covered Trench	200W	200-PW-1	PFP Zone	PRC
217-B NU	217-B NU, 217-B Neutralization Unit, Elementary Neutralization Unit/217-B Building	200E	200-BP-6	B Plant Zone	PRC
218-C-9	218-C-9, Dry Waste No.0C9, 218-C-9 Burial Ground	200E	200-SW-2	Semi-Works Zone	PRC
218-E-1	218-E-1, 200 East Dry Waste No. 001	200E	200-SW-2	PUREX Zone	PRC
218-E-10	218-E-10, 200 East Industrial Waste No. 10, Equipment Burial Ground #10	200E	200-SW-2	Solid Waste Zone	PRC
218-E-12A	218-E-12A, 200 East Dry Waste No. 12A	200E	200-SW-2	C Farm Zone, Solid Waste Zone	PRC
218-E-12B	218-E-12B, 200 East Dry Waste No. 12B, 218-E-12B Burial Ground - Trench 94	200E	200-SW-2	Solid Waste Zone	PRC
218-E-14	218-E-14, PUREX Tunnel No. 1, PUREX Storage Tunnel	200E	200-PO-2	PUREX Zone	PRC
218-E-15	218-E-15, PUREX Tunnel No. 2, PUREX Storage Tunnel	200E	200-PO-2	PUREX Zone	PRC
218-E-2	218-E-2, 200 East Industrial Waste No. 002, Equipment Burial Ground #2	200E	200-SW-2	Solid Waste Zone	PRC
218-E-2A	218-E-2A, Regulated Equipment Storage Site No. 02A, Burial Trench	200E	200-SW-2	Solid Waste Zone	PRC
218-E-3	218-E-3, Construction Scrap Pit	200E	200-SW-2		PRC
218-E-4	218-E-4, 200 East Minor Construction No. 4, Equipment Burial Ground #4	200E	200-SW-2	Solid Waste Zone	PRC
218-E-5	218-E-5, 200 East Industrial Waste No. 05, Equipment Burial Ground #5	200E	200-SW-2	Solid Waste Zone	PRC

Site Code	Site Names	Designated Area	Operable Unit	Geographical Zone	Post-Transition Contractor
218-E-5A	218-E-5A, 200 East Industrial Waste No. 005A, Equipment Burial Ground #5A	200E	200-SW-2	Solid Waste Zone	PRC
218-E-6	218-E-6, B Stack Shack Burning Pit, Buried Contamination	200E	200-SW-1		PRC
218-E-7	218-E-7, 200 East 222-B Vaults	200E	200-SW-2	B Plant Zone	PRC
218-E-8	218-E-8, 200 East Construction Burial Grounds	200E	200-SW-2	Solid Waste Zone	PRC
218-E-9	218-E-9, 200 East Regulated Equipment Storage Site No. 009, Burial Vault (HISS)	200E	200-SW-2	Solid Waste Zone	PRC
218-W-1	218-W-1, 200-W Area Dry Waste No. 001, Solid Waste Burial Ground #1	200W	200-SW-2	WM Zone	PRC
218-W-11	218-W-11, Regulated Storage Site	200W	200-SW-2	WM Zone	PRC
218-W-1A	218-W-1A, 200-W Area Industrial Waste Burial Ground #1, Equipment Burial Ground #1	200W	200-SW-2	WM Zone	PRC
218-W-2	218-W-2, 200-W Area Dry Waste No. 002, Dry Waste Burial Ground No. 2	200W	200-SW-2	WM Zone	PRC
218-W-2A	218-W-2A, Industrial Waste No. 02A, Equipment Burial Ground #2	200W	200-SW-2	WM Zone	PRC
218-W-3	218-W-3, Dry Waste No. 003	200W	200-SW-2	WM Zone	PRC
218-W-3A	218-W-3A, Dry Waste No. 003A	200W	200-SW-2	WM Zone	PRC
218-W-3AE	218-W-3AE, Industrial Waste No. 3AE, Dry Waste No. 3AE	200W	200-SW-2	WM Zone	PRC
218-W-4A	218-W-4A, Dry Waste No. 04A	200W	200-SW-2	WM Zone	PRC
218-W-4B	218-W-4B, Dry Waste No. 04B	200W	200-SW-2	WM Zone	PRC
218-W-4C	218-W-4C, Dry Waste No. 004C, 218-W-4C Annex	200W	200-SW-2	PFP Zone, WM Zone	PRC
218-W-5	218-W-5, Dry Waste Burial Ground, Low-Level Radioactive Mixed Waste Burial Grounds	200W	200-SW-2	WM Zone	PRC
218-W-6	218-W-6 Burial Ground	200W	200-SW-1	WM Zone	PRC
218-W-7	218-W-7, 222-S Vault	200W	200-SW-2	REDOX Zone	PRC
218-W-8	218-W-8, 222-T Vault	200W	200-SW-2	T Plant Zone	PRC
218-W-9	218-W-9, Dry Waste Burial Ground No. 9, Non-TRU Dry Waste No. 009	200W	200-SW-2	REDOX Zone	PRC
219-S-101	219-S-101, 219-S-TK-101, TK-101 Crib Waste Receiver, 219-S, TK-101 Receiver Tank	200W	200-RO-3	REDOX Zone	TOC
219-S-102	219-S-102, 219-S-TK-102, 219-S Storage Tank 102, 219-S Primary Treatment Tank TK-102	200W	200-RO-3	REDOX Zone	TOC

Site Code	Site Names	Designated Area	Operable Unit	Geographical Zone	Post-Transition Contractor
219-S-103	219-S-103, 219-S-TK-103, 219-S Storage Tank 103, 219-S Backup Treatment Tank TK-103, 219-S-104, TK-104	200W	200-RO-3	REDOX Zone	TOC
219-S-104	219-S-104, 219-S-TK-104, 219-S Storage Tank 104	200W	TBD		PRC
221-B NANU	221-B NANU, 221-B Nitric Acid Neutralization Unit, 221-B Elementary Neutralization Unit for Nitric Acid	200E	200-BP-6	B Plant Zone	PRC
221-B SDT	221-B SDT, 221-B Settle and Decant Tank, B Plant Settle and Decant Tank, 221-B-8-1 and 221-B-8-2, 221-B-TK-8-1 and 221-B-TK-8-2	200E	200-BP-6	B Plant Zone	PRC
221-B SHNU	221-B SHNU, 221-B Sodium Hydroxide Neutralization Unit, 221-B Elementary Neutralization Unit for Sodium Hydroxide	200E	200-BP-6	B Plant Zone	PRC
221-B-26-1	221-B-26-1, 221-B-TK-26-1, B Plant Radioactive Organic Waste Solvent Tank 1	200E	200-BP-6	B Plant Zone	PRC
221-B-27-2	221-B-27-2, 221-B-TK-27-2, 221-B Tank 27-2	200E	200-BP-6	B Plant Zone	PRC
221-B-27-3	221-B-27-3, 221-B-TK-27-3, B Plant Radioactive Organic Waste Solvent Tank 2	200E	200-BP-6	B Plant Zone	PRC
221-B-27-4	221-B-27-4, 221-B-TK-27-4, B Plant Radioactive Organic Waste Solvent Tank 3	200E	200-BP-6	B Plant Zone	PRC
221-B-28-3	221-B-28-3, 221-B-TK-28-3, B Plant Radioactive Organic Waste Solvent Tank 4	200E	200-BP-6	B Plant Zone	PRC
221-B-28-4	221-B-28-4, 221-B-TK-28-4, B Plant Radioactive Organic Waste Solvent Tank 5	200E	200-BP-6	B Plant Zone	PRC
221-B-29-4	221-B-29-4, 221-B-TK-29-4, B Plant Radioactive Organic Waste Storage Tank #7, 221-B TK-29-4	200E	200-BP-6	B Plant Zone	PRC
221-B-30-3	221-B-30-3, 221-B-TK-30-3, B Plant Radioactive Organic Waste Solvent Tank #6, 221-B TK-30-3	200E	200-BP-6	B Plant Zone	PRC
221-B-WS-1	221-B-WS-1, B Plant Storage	200E	200-BP-6	B Plant Zone	PRC
221-B-WS-2	221-B-WS-2, B Plant Waste Piles	200E	200-BP-6	B Plant Zone	PRC
221-T CSTF	221-T CSTF, 221-T Containment System Test Facility, T Plant Laboratory, 221-T Head End	200W	200-TP-4	T Plant Zone	PRC
221-T-11-R	221-T-11-R, 221-T-TK-11-R, Tank 11-R 221-T System, T Plant Complex	200W	200-TP-4	T Plant Zone	PRC
221-T-15-1	221-T-15-1, 221-T-TK-15-1, Tank 15-1 221-T System, T Plant Complex	200W	200-TP-4	T Plant Zone	PRC

Site Code	Site Names	Designated Area	Operable Unit	Geographical Zone	Post-Transition Contractor
221-T-5-6	221-T-5-6, 221-T-TK-5-6, Tank 5-6 221-T System, T Plant Complex	200W	200-TP-4	T Plant Zone	PRC
221-T-5-7	221-T-5-7, 221-T-TK-5-7, Tank 5-7 221-T System, T Plant Complex	200W	200-TP-4	T Plant Zone	PRC
221-T-5-9	221-T-5-9, 221-T-TK-5-9, Tank 5-9 221-T System, T Plant Complex	200W	200-TP-4	T Plant Zone	PRC
221-T-6-1	221-T-6-1, 221-T-TK-6-1, Tank 6-1 221-T System, T Plant Complex	200W	200-TP-4	T Plant Zone	PRC
221-U	221-U, 221-U Canyon Building, 221-U Building, U Plant (See Subsites)	200W	200-UP-2	U Plant Zone	PRC
222-SD	222-SD, 222 SD, 222-S DMWSA, 222-S TSD Dangerous and Mixed Waste Storage Area	200W	200-RO-3	REDOX Zone	TOC
224-B	224-B, 224-B Concentration Facility	200E	200-BP-6	B Plant Zone	PRC
224-T	224-T, 224-T Canyon	200W	200-TP-4	T Plant Zone	PRC
224-U CNT	224-U CNT, 224-U Condensate Neutralization Tank, 224-U Process Condensate Neutralization Tank, Process Condensate Elementary Neutralization Unit, Tank TK-C-5, 224-U-TK-C-5	200W	200-UP-2	U Plant Zone	PRC
224-U HWSA	224-U HWSA, 224-U Hazardous Waste Storage Area	200W	200-UP-2		PRC
226-B HWSA	226-B HWSA, 226-B Hazardous Waste Storage Area	200E	200-BP-6		PRC
231-W-151	231-W-151, 231-W-151 Vault, 231-W-151-001 (Tank), 231-W-151-002 (Tank), 231-W-151 Sump, 231-Z-151 Sump, IMUST, Inactive Miscellaneous Underground Storage Tank (See Subsites)	200W	200-PW-6	PFP Zone	PRC
232-Z	232-Z, 232-Z Waste Incineration Facility, 232-Z Incineration Facility, 232-Z Incinerator	200W	200-ZP-2	PFP Zone	PRC
233-S	233-S, 233-S Plutonium Concentration Facility	200W	200-RO-3	REDOX Zone	PRC
233-SA	233-SA, 233-SA Exhaust Filter Building	200W	200-RO-3	REDOX Zone	PRC
234-5Z HWSA	234-5Z HWSA, 234-5Z Hazardous Waste Storage Area	200W	200-ZP-2		PRC
240-S-151	240-S-151, 240-S-151 Diversion Box	200W	200-IS-1	REDOX Zone	PRC
240-S-152	240-S-152, 240-S-152 Diversion Box	200W	200-IS-1	REDOX Zone	PRC
240-S-302	240-S-302, 240-S-302 Catch Tank, IMUST, Inactive Miscellaneous Underground Storage Tank	200W	200-IS-1	REDOX Zone	PRC
241-A-101	241-A-101, 241-A-TK-101	200E	200-PO-3	WTP/A Farm Zone	TOC
241-A-102	241-A-102, 241-A-TK-102	200E	200-PO-3	WTP/A Farm Zone	TOC

Site Code	Site Names	Designated Area	Operable Unit	Geographical Zone	Post-Transition Contractor
241-A-103	241-A-103, 241-A-TK-103	200E	200-PO-3	WTP/A Farm Zone	TOC
241-A-104	241-A-104, 241-A-TK-104	200E	200-PO-3	WTP/A Farm Zone	TOC
241-A-105	241-A-105, 241-A-TK-105	200E	200-PO-3	WTP/A Farm Zone	TOC
241-A-106	241-A-106, 241-A-TK-106	200E	200-PO-3	WTP/A Farm Zone	TOC
241-A-151	241-A-151, 241-A-151 Diversion Box	200E	200-IS-1	PUREX Zone	TOC
241-A-152	241-A-152, 241-A-152 Diversion Box	200E	200-PO-3	WTP/A Farm Zone	TOC
241-A-153	241-A-153, 241-A-153 Diversion Box, 241-A-153 Transfer Station	200E	200-PO-3	WTP/A Farm Zone	TOC
241-A-302A	241-A-302A, 241-A-302-A Catch Tank	200E	200-IS-1	PUREX Zone	TOC
241-A-302B	241-A-302B, 241-A-302-B Catch Tank, IMUST, Inactive Miscellaneous Underground Storage Tank	200E	200-IS-1	WTP/A Farm Zone	TOC
241-A-350	241-A-350, 241-A-350 Catch Tank, 241-A-350 Drainage Lift Station	200E	200-PO-3	WTP/A Farm Zone	TOC
241-A-417	241-A-417, 241-A-417 Condensate Tank	200E	200-PO-3	WTP/A Farm Zone	TOC
241-A-431	241-A-431, 241-A-431 Ventilation Building, 241-A-431 Tank Farm Ventilation Building	200E	200-PO-3	WTP/A Farm Zone	TOC
241-A-501	241-A-501, 241-A-501 Contact Condenser Valve Pit	200E	TBD		PRC
241-A-702-WS-1	241-A-702-WS-1, 702-A Drain Lines	200E	200-PO-3	WTP/A Farm Zone	TOC
241-A-A	241-A-A, 241-A-A Diversion Box, 241-A-A Structural Valve Pit	200E	200-PO-3	WTP/A Farm Zone	TOC
241-A-B	241-A-B, 241-A-B Diversion Box, 241-A-B Structural Valve Pit	200E	200-PO-3	WTP/A Farm Zone	TOC
241-AN-101	241-AN-101, 241-AN-TK-101	200E	200-PO-3	WTP/A Farm Zone	TOC
241-AN-102	241-AN-102, 241-AN-TK-102	200E	200-PO-3	WTP/A Farm Zone	TOC
241-AN-103	241-AN-103, 241-AN-TK-103	200E	200-PO-3	WTP/A Farm Zone	TOC

Site Code	Site Names	Designated Area	Operable Unit	Geographical Zone	Post-Transition Contractor
241-AN-104	241-AN-104, 241-AN-TK-104	200E	200-PO-3	WTP/A Farm Zone	TOC
241-AN-105	241-AN-105, 241-AN-TK-105	200E	200-PO-3	WTP/A Farm Zone	TOC
241-AN-106	241-AN-106, 241-AN-TK-106	200E	200-PO-3	WTP/A Farm Zone	TOC
241-AN-107	241-AN-107, 241-AN-TK-107	200E	200-PO-3	WTP/A Farm Zone	TOC
241-AN-A	241-AN-A, 241-AN-A Diversion Box	200E	200-PO-3	WTP/A Farm Zone	TOC
241-AN-B	241-AN-B, 241-AN-B Diversion Box	200E	200-PO-3	WTP/A Farm Zone	TOC
241-AP VP	241-AP VP, 241-AP Valve Pit	200E	200-PO-3	WTP/A Farm Zone	TOC
241-AP-101	241-AP-101, 241-AP-TK-101	200E	200-PO-3	WTP/A Farm Zone	TOC
241-AP-102	241-AP-102, 241-AP-TK-102	200E	200-PO-3	WTP/A Farm Zone	TOC
241-AP-103	241-AP-103, 241-AP-TK-103	200E	200-PO-3	WTP/A Farm Zone	TOC
241-AP-104	241-AP-104, 241-AP-TK-104	200E	200-PO-3	WTP/A Farm Zone	TOC
241-AP-105	241-AP-105, 241-AP-TK-105	200E	200-PO-3	WTP/A Farm Zone	TOC
241-AP-106	241-AP-106, 241-AP-TK-106	200E	200-PO-3	WTP/A Farm Zone	TOC
241-AP-107	241-AP-107, 241-AP-TK-107	200E	200-PO-3	WTP/A Farm Zone	TOC
241-AP-108	241-AP-108, 241-AP-TK-108	200E	200-PO-3	WTP/A Farm Zone	TOC
241-AR-151	241-AR-151, 241-AR-151 Diversion Box	200E	200-PO-3	PUREX Zone	TOC
241-AW-101	241-AW-101, 241-AW-TK-101	200E	200-PO-3	WTP/A Farm Zone	TOC
241-AW-102	241-AW-102, 241-AW-TK-102	200E	200-PO-3	WTP/A Farm Zone	TOC

Site Code	Site Names	Designated Area	Operable Unit	Geographical Zone	Post-Transition Contractor
241-AW-103	241-AW-103, 241-AW-TK-103	200E	200-PO-3	WTP/A Farm Zone	TOC
241-AW-104	241-AW-104, 241-AW-TK-104	200E	200-PO-3	WTP/A Farm Zone	TOC
241-AW-105	241-AW-105, 241-AW-TK-105	200E	200-PO-3	WTP/A Farm Zone	TOC
241-AW-106	241-AW-106, 241-AW-TK-106	200E	200-PO-3	WTP/A Farm Zone	TOC
241-AW-A	241-AW-A, 241-AW-A Valve Pit, 241-AW-A Diversion Box	200E	200-PO-3	WTP/A Farm Zone	TOC
241-AW-B	241-AW-B, 241-AW-B Valve Pit, 241-AW-B Diversion Box	200E	200-PO-3	WTP/A Farm Zone	TOC
241-AX-101	241-AX-101, 241-AX-TK-101	200E	200-PO-3	WTP/A Farm Zone	TOC
241-AX-102	241-AX-102, 241-AX-TK-102	200E	200-PO-3	WTP/A Farm Zone	TOC
241-AX-103	241-AX-103, 241-AX-TK-103	200E	200-PO-3	WTP/A Farm Zone	TOC
241-AX-104	241-AX-104, 241-AX-TK-104	200E	200-PO-3	WTP/A Farm Zone	TOC
241-AX-151	241-AX-151, 241-AX-151 Diversion Box, 241-AX-151 Diverter Station, IMUST, Inactive Miscellaneous Underground Storage Tank (See Subsites)	200E	200-PO-3	PUREX Zone	TOC
241-AX-152CT	241-AX-152CT, 241-AX-152-CT Catch Tank	200E	200-PO-3	WTP/A Farm Zone	TOC
241-AX-152DS	241-AX-152DS, 241-AX-152 Diverter Station, 241-AX-152-DS Diverter Station	200E	200-PO-3	WTP/A Farm Zone	TOC
241-AX-153	241-AX-153, 241-AX-153 Isolation Jumper Pit	200E	TBD		PRC
241-AX-155	241-AX-155, 241-AX-155 Diversion Box	200E	200-PO-3	WTP/A Farm Zone	TOC
241-AX-501	241-AX-501, 241-AX-501 Valve Pit, 241-AX-501 Condensate Valve Pit	200E	200-PO-3	WTP/A Farm Zone	TOC
241-AX-A	241-AX-A, 241-AX-A Diversion Box, 241-AX-A Structural Valve Pit, 241-AX-A Valve Pit	200E	200-PO-3	WTP/A Farm Zone	TOC

Site Code	Site Names	Designated Area	Operable Unit	Geographical Zone	Post-Transition Contractor
241-AX-B	241-AX-B, 241-AX-B Diversion Box, 241-AX-B Structural Valve Pit, 241-AX-B Valve Pit	200E	200-PO-3	WTP/A Farm Zone	TOC
241-AX-IX	241-AX-IX, 241-AX Ion Exchanger, IMUST	200E	200-PO-3	WTP/A Farm Zone	TOC
241-AY-101	241-AY-101, 241-AY-TK-101	200E	200-PO-3	WTP/A Farm Zone	TOC
241-AY-102	241-AY-102, 241-AY-TK-102	200E	200-PO-3	WTP/A Farm Zone	TOC
241-AY-151	241-AY-151, 241-AY-151 Diversion Box, 241-AY-151 Pump Out Pit	200E	200-PO-3	WTP/A Farm Zone	TOC
241-AY-152	241-AY-152, 241-AY-152 Diverter Station, 241-AY-152 Sluice Transfer Box	200E	200-PO-3	WTP/A Farm Zone	TOC
241-AY-501	241-AY-501, 241-AY-501 Condensate Valve Pit	200E	TBD		PRC
241-AZ VP	241-AZ VP, 241-AZ Valve Pit	200E	TBD		PRC
241-AZ-101	241-AZ-101, 241-AZ-TK-101	200E	200-PO-3	WTP/A Farm Zone	TOC
241-AZ-102	241-AZ-102, 241-AZ-TK-102	200E	200-PO-3	WTP/A Farm Zone	TOC
241-AZ-151CT	241-AZ-151CT, 241-AZ-151 Catch Tank	200E	200-PO-3	WTP/A Farm Zone	TOC
241-AZ-151DS	241-AZ-151DS, 241-AZ-151-DS Diverter Station, 241-AZ-151 Diverter Station	200E	200-PO-3	WTP/A Farm Zone	TOC
241-AZ-152	241-AZ-152, 241-AZ-152 Diversion Box, 241-AZ-152 Sluice Transfer Box	200E	200-PO-3	WTP/A Farm Zone	TOC
241-AZ-154	241-AZ-154, 241-AZ-154 Catch Tank	200E	TBD		PRC
241-AZ-155	241-AZ-155, 241-AZ-155 Contaminated Storage Pit	200E	TBD		PRC
241-AZ-301	241-AZ-301, Condensate Receiver Tank	200E	TBD		PRC
241-B-101	241-B-101, 241-B-TK-101	200E	200-BP-7	B Farm Zone	TOC
241-B-102	241-B-102, 241-B-TK-102	200E	200-BP-7	B Farm Zone	TOC
241-B-103	241-B-103, 241-B-TK-103	200E	200-BP-7	B Farm Zone	TOC
241-B-104	241-B-104, 241-B-TK-104	200E	200-BP-7	B Farm Zone	TOC
241-B-105	241-B-105, 241-B-TK-105	200E	200-BP-7	B Farm Zone	TOC
241-B-106	241-B-106, 241-B-TK-106	200E	200-BP-7	B Farm Zone	TOC
241-B-107	241-B-107, 241-B-TK-107	200E	200-BP-7	B Farm Zone	TOC
241-B-108	241-B-108, 241-B-TK-108	200E	200-BP-7	B Farm Zone	TOC
241-B-109	241-B-109, 241-B-TK-109	200E	200-BP-7	B Farm Zone	TOC

Site Code	Site Names	Designated Area	Operable Unit	Geographical Zone	Post-Transition Contractor
241-B-110	241-B-110, 241-B-TK-110	200E	200-BP-7	B Farm Zone	TOC
241-B-111	241-B-111, 241-B-TK-111	200E	200-BP-7	B Farm Zone	TOC
241-B-112	241-B-112, 241-B-TK-112	200E	200-BP-7	B Farm Zone	TOC
241-B-151	241-B-151, 241-B-151 Diversion Box	200E	200-BP-7	B Farm Zone	TOC
241-B-152	241-B-152, 241-B-152 Diversion Box	200E	200-BP-7	B Farm Zone	TOC
241-B-153	241-B-153, 241-B-153 Diversion Box	200E	200-BP-7	B Farm Zone	TOC
241-B-154	241-B-154, 241-B-154 Diversion Box	200E	200-IS-1	B Plant Zone	TOC
241-B-201	241-B-201, 241-B-TK-201	200E	200-BP-7	B Farm Zone	TOC
241-B-202	241-B-202, 241-B-TK-202	200E	200-BP-7	B Farm Zone	TOC
241-B-203	241-B-203, 241-B-TK-203	200E	200-BP-7	B Farm Zone	TOC
241-B-204	241-B-204, 241-B-TK-204	200E	200-BP-7	B Farm Zone	TOC
241-B-252	241-B-252, 241-B-252 Diversion Box	200E	200-BP-7	B Farm Zone	TOC
241-B-301	241-B-301, 241-B-301-B Catch Tank, 241-B-301B, IMUST, Inactive Miscellaneous Underground Storage Tank	200E	200-BP-7	B Farm Zone	TOC
241-B-302B	241-B-302B, 241-B-302-B Catch Tank, 241-B-302, IMUST, Inactive Miscellaneous Underground Storage Tank	200E	200-IS-1	B Plant Zone	TOC
241-B-361	241-B-361, 241-B-361 Settling Tank, IMUST, Inactive Miscellaneous Underground Storage Tank	200E	200-TW-2	B Plant Zone	PRC
241-BR-152	241-BR-152, 241-BR-152 Diversion Box	200E	200-BP-7	B Farm Zone	TOC
241-BX-101	241-BX-101, 241-BX-TK-101	200E	200-BP-7	B Farm Zone	TOC
241-BX-102	241-BX-102, 241-BX-TK-102	200E	200-BP-7	B Farm Zone	TOC
241-BX-103	241-BX-103, 241-BX-TK-103	200E	200-BP-7	B Farm Zone	TOC
241-BX-104	241-BX-104, 241-BX-TK-104	200E	200-BP-7	B Farm Zone	TOC
241-BX-105	241-BX-105, 241-BX-TK-105	200E	200-BP-7	B Farm Zone	TOC
241-BX-106	241-BX-106, 241-BX-TK-106	200E	200-BP-7	B Farm Zone	TOC
241-BX-107	241-BX-107, 241-BX-TK-107	200E	200-BP-7	B Farm Zone	TOC
241-BX-108	241-BX-108, 241-BX-TK-108	200E	200-BP-7	B Farm Zone	TOC
241-BX-109	241-BX-109, 241-BX-TK-109	200E	200-BP-7	B Farm Zone	TOC
241-BX-110	241-BX-110, 241-BX-TK-110	200E	200-BP-7	B Farm Zone	TOC
241-BX-111	241-BX-111, 241-BX-TK-111	200E	200-BP-7	B Farm Zone	TOC
241-BX-112	241-BX-112, 241-BX-TK-112	200E	200-BP-7	B Farm Zone	TOC
241-BX-153	241-BX-153, 241-BX-153 Diversion Box	200E	200-BP-7	B Farm Zone	TOC
241-BX-154	241-BX-154, 241-BX-154 Diversion Box	200E	200-IS-1	B Plant Zone	TOC
241-BX-155	241-BX-155, 241-BX-155 Diversion Box	200E	200-IS-1	Solid Waste Zone	TOC

Site Code	Site Names	Designated Area	Operable Unit	Geographical Zone	Post-Transition Contractor
241-BX-302A	241-BX-302A, 241-BX-302-A Catch Tank, IMUST, Inactive Miscellaneous Underground Storage Tank	200E	200-BP-7	B Farm Zone	TOC
241-BX-302B	241-BX-302B, 241-BX-302-B Catch Tank, IMUST, Inactive Miscellaneous Underground Storage Tank	200E	200-IS-1	B Plant Zone	TOC
241-BX-302C	241-BX-302C, 241-BX-302-C Catch Tank, IMUST, Inactive Miscellaneous Underground Storage Tank	200E	200-IS-1	Solid Waste Zone	TOC
241-BXR-151	241-BXR-151, 241-BXR-151 Diversion Box	200E	200-BP-7	B Farm Zone	TOC
241-BXR-152	241-BXR-152, 241-BXR-152 Diversion Box	200E	200-BP-7	B Farm Zone	TOC
241-BXR-153	241-BXR-153, 241-BXR-153 Diversion Box	200E	200-BP-7	B Farm Zone	TOC
241-BY-101	241-BY-101, 241-BY-TK-101	200E	200-BP-7	B Farm Zone	TOC
241-BY-102	241-BY-102, 241-BY-TK-102	200E	200-BP-7	B Farm Zone	TOC
241-BY-103	241-BY-103, 241-BY-TK-103	200E	200-BP-7	B Farm Zone	TOC
241-BY-104	241-BY-104, 241-BY-TK-104	200E	200-BP-7	B Farm Zone	TOC
241-BY-105	241-BY-105, 241-BY-TK-105	200E	200-BP-7	B Farm Zone	TOC
241-BY-106	241-BY-106, 241-BY-TK-106	200E	200-BP-7	B Farm Zone	TOC
241-BY-107	241-BY-107, 241-BY-TK-107	200E	200-BP-7	B Farm Zone	TOC
241-BY-108	241-BY-108, 241-BY-TK-108	200E	200-BP-7	B Farm Zone	TOC
241-BY-109	241-BY-109, 241-BY-TK-109	200E	200-BP-7	B Farm Zone	TOC
241-BY-110	241-BY-110, 241-BY-TK-110	200E	200-BP-7	B Farm Zone	TOC
241-BY-111	241-BY-111, 241-BY-TK-111	200E	200-BP-7	B Farm Zone	TOC
241-BY-112	241-BY-112, 241-BY-TK-112	200E	200-BP-7	B Farm Zone	TOC
241-BY-ITS1	241-BY-ITS1, ITS-1, In Tank Solidification System, IMUST	200E	200-BP-7	B Farm Zone	TOC
241-BYR-152	241-BYR-152, 241-BYR-152 Diversion Box	200E	200-BP-7	B Farm Zone	TOC
241-BYR-153	241-BYR-153, 241-BYR-153 Diversion Box	200E	200-BP-7	B Farm Zone	TOC
241-BYR-154	241-BYR-154, 241-BYR-154 Diversion Box	200E	200-BP-7	B Farm Zone	TOC
241-C-101	241-C-101, 241-C-TK-101	200E	200-PO-3	C Farm Zone	TOC
241-C-102	241-C-102, 241-C-TK-102	200E	200-PO-3	C Farm Zone	TOC
241-C-103	241-C-103, 241-C-TK-103	200E	200-PO-3	C Farm Zone	TOC

Site Code	Site Names	Designated Area	Operable Unit	Geographical Zone	Post-Transition Contractor
241-C-104	241-C-104, 241-C-TK-104	200E	200-PO-3	C Farm Zone	TOC
241-C-105	241-C-105, 241-C-TK-105	200E	200-PO-3	C Farm Zone	TOC
241-C-106	241-C-106, 241-C-TK-106	200E	200-PO-3	C Farm Zone	TOC
241-C-107	241-C-107, 241-C-TK-107	200E	200-PO-3	C Farm Zone	TOC
241-C-108	241-C-108, 241-C-TK-108	200E	200-PO-3	C Farm Zone	TOC
241-C-109	241-C-109, 241-C-TK-109	200E	200-PO-3	C Farm Zone	TOC
241-C-110	241-C-110, 241-C-TK-110	200E	200-PO-3	C Farm Zone	TOC
241-C-111	241-C-111, 241-C-TK-111	200E	200-PO-3	C Farm Zone	TOC
241-C-112	241-C-112, 241-C-TK-112	200E	200-PO-3	C Farm Zone	TOC
241-C-151	241-C-151, 241-C-151 Diversion Box	200E	200-PO-3	C Farm Zone	TOC
241-C-152	241-C-152, 241-C-152 Diversion Box	200E	200-PO-3	C Farm Zone	TOC
241-C-153	241-C-153, 241-C-153 Diversion Box	200E	200-PO-3	C Farm Zone	TOC
241-C-154	241-C-154, 241-C-154 Diversion Box	200E	200-IS-1	Semi-Works Zone	TOC
241-C-201	241-C-201, 241-C-TK-201	200E	200-PO-3	C Farm Zone	TOC
241-C-202	241-C-202, 241-C-TK-202	200E	200-PO-3	C Farm Zone	TOC
241-C-203	241-C-203, 241-C-TK-203	200E	200-PO-3	C Farm Zone	TOC
241-C-204	241-C-204, 241-C-TK-204	200E	200-PO-3	C Farm Zone	TOC
241-C-252	241-C-252, 241-C-252 Diversion Box	200E	200-PO-3	C Farm Zone	TOC
241-C-301	241-C-301, 241-C-301-C Catch Tank, 241-C-301C, IMUST, Inactive Miscellaneous Underground Storage Tank	200E	200-PO-3	C Farm Zone	TOC
241-C-801	241-C-801, 241-C-801 Cesium Loadout Facility	200E	200-PO-3	C Farm Zone	TOC
241-CR-151	241-CR-151, 241-CR-151 Diversion Box	200E	200-PO-3	C Farm Zone	TOC
241-CR-152	241-CR-152, 241-CR-152 Diversion Box	200E	200-PO-3	C Farm Zone	TOC
241-CR-153	241-CR-153, 241-CR-153 Diversion Box	200E	200-PO-3	C Farm Zone	TOC
241-CX-70	241-CX-70, 241-CX-TK-70 Tank, Strontium Hot Semi-works, IMUST, Inactive Miscellaneous Underground Storage Tank	200E	200-IS-1	Semi-Works Zone	PRC
241-CX-71	241-CX-71, 241-CX-TK-71, 241-CX Neutralization Tank, Strontium Hot Semi-works, IMUST, Inactive Miscellaneous Underground Storage Tank	200E	200-IS-1	Semi-Works Zone	PRC
241-CX-72	241-CX-72, 241-CX-TK-72 Vault and Tank, 241-CX-72 Waste Self Concentrator, Strontium Hot Semi-works, IMUST, Inactive Miscellaneous Underground Storage Tank	200E	200-IS-1	Semi-Works Zone	PRC
241-ER-151	241-ER-151, 241-ER-151 Diversion Box	200E	200-IS-1	B Plant Zone	PRC
241-ER-152	241-ER-152, 241-ER-152 Diversion Box	200E	200-IS-1	B Plant Zone	PRC

Site Code	Site Names	Designated Area	Operable Unit	Geographical Zone	Post-Transition Contractor
241-ER-153	241-ER-153, 241-ER-153 Diversion Box	200E	200-PO-3	PUREX Zone	PRC
241-ER-311	241-ER-311, 241-ER-311 Catch Tank, 241-ER-311A Replacement Tank	200E	200-IS-1	B Plant Zone	PRC
241-ER-311A	241-ER-311A, 241-ER-311A Catch Tank, old 241-ER-311, Original 241-ER-311 Catch Tank, IMUST, Inactive Miscellaneous Underground Storage Tank	200E	200-IS-1	B Plant Zone	PRC
241-EW-151	241-EW-151, 241-EW-151 Vent Station Catch Tank, 241-EW-151 Vent Station, Vent Station, 200 Area East-West Vent Station	600	200-IS-1	ERDF Zone	PRC
241-S-101	241-S-101, 241-S-TK-101	200W	200-RO-4	S/U Farm Zone	TOC
241-S-102	241-S-102, 241-S-TK-102	200W	200-RO-4	S/U Farm Zone	TOC
241-S-103	241-S-103, 241-S-TK-103	200W	200-RO-4	S/U Farm Zone	TOC
241-S-104	241-S-104, 241-S-TK-104	200W	200-RO-4	S/U Farm Zone	TOC
241-S-105	241-S-105, 241-S-TK-105	200W	200-RO-4	S/U Farm Zone	TOC
241-S-106	241-S-106, 241-S-TK-106	200W	200-RO-4	S/U Farm Zone	TOC
241-S-107	241-S-107, 241-S-TK-107	200W	200-RO-4	S/U Farm Zone	TOC
241-S-108	241-S-108, 241-S-TK-108	200W	200-RO-4	S/U Farm Zone	TOC
241-S-109	241-S-109, 241-S-TK-109	200W	200-RO-4	S/U Farm Zone	TOC
241-S-110	241-S-110, 241-S-TK-110	200W	200-RO-4	S/U Farm Zone	TOC
241-S-111	241-S-111, 241-S-TK-111	200W	200-RO-4	S/U Farm Zone	TOC
241-S-112	241-S-112, 241-S-TK-112	200W	200-RO-4	S/U Farm Zone	TOC
241-S-151	241-S-151, 241-S-151 Diversion Box	200W	200-RO-4	S/U Farm Zone	TOC
241-S-152	241-S-152, 241-S-152 Diversion Box	200W	200-RO-4	S/U Farm Zone	TOC
241-S-302A	241-S-302A, 241-S-302-A Catch Tank, IMUST, Inactive Miscellaneous Underground Storage Tank	200W	200-RO-4	S/U Farm Zone	TOC
241-S-302B	241-S-302B, 241-S-302-B Catch Tank, IMUST, Inactive Miscellaneous Underground Storage Tank	200W	200-RO-4	S/U Farm Zone	TOC
241-S-304	241-S-304, 241-S-304 Catch Tank	200W	200-RO-4	S/U Farm Zone	TOC
241-S-A	241-S-A, 241-S-A Valve Pit, 241-S-A Diversion Box	200W	200-RO-4	S/U Farm Zone	TOC
241-S-B	241-S-B, 241-S-B Valve Pit, 241-S-B Diversion Box	200W	200-RO-4	S/U Farm Zone	TOC
241-S-C	241-S-C, 241-S-C Valve Pit, 241-S-C Diversion Box	200W	200-RO-4	S/U Farm Zone	TOC
241-S-D	241-S-D, 241-S-D Valve Pit, 241-S-D Diversion Box	200W	200-RO-4	S/U Farm Zone	TOC
241-SX-101	241-SX-101, 241-SX-TK-101	200W	200-RO-4	S/U Farm Zone	TOC
241-SX-102	241-SX-102, 241-SX-TK-102	200W	200-RO-4	S/U Farm Zone	TOC
241-SX-103	241-SX-103, 241-SX-TK-103	200W	200-RO-4	S/U Farm Zone	TOC
241-SX-104	241-SX-104, 241-SX-TK-104	200W	200-RO-4	S/U Farm Zone	TOC

Site Code	Site Names	Designated Area	Operable Unit	Geographical Zone	Post-Transition Contractor
241-SX-105	241-SX-105, 241-SX-TK-105	200W	200-RO-4	S/U Farm Zone	TOC
241-SX-106	241-SX-106, 241-SX-TK-106	200W	200-RO-4	S/U Farm Zone	TOC
241-SX-107	241-SX-107, 241-SX-TK-107	200W	200-RO-4	S/U Farm Zone	TOC
241-SX-108	241-SX-108, 241-SX-TK-108	200W	200-RO-4	S/U Farm Zone	TOC
241-SX-109	241-SX-109, 241-SX-TK-109	200W	200-RO-4	S/U Farm Zone	TOC
241-SX-110	241-SX-110, 241-SX-TK-110	200W	200-RO-4	S/U Farm Zone	TOC
241-SX-111	241-SX-111, 241-SX-TK-111	200W	200-RO-4	S/U Farm Zone	TOC
241-SX-112	241-SX-112, 241-SX-TK-112	200W	200-RO-4	S/U Farm Zone	TOC
241-SX-113	241-SX-113, 241-SX-TK-113	200W	200-RO-4	S/U Farm Zone	TOC
241-SX-114	241-SX-114, 241-SX-TK-114	200W	200-RO-4	S/U Farm Zone	TOC
241-SX-115	241-SX-115, 241-SX-TK-115	200W	200-RO-4	S/U Farm Zone	TOC
241-SX-151	241-SX-151, 241-SX-151 Diversion Box	200W	200-RO-4	S/U Farm Zone	TOC
241-SX-152	241-SX-152, 241-SX-152 Diversion Box, 241-SX-152 Transfer Box	200W	200-RO-4	S/U Farm Zone	TOC
241-SX-302	241-SX-302, 241-SX-302 Catch Tank, SX-304, IMUST, Inactive Miscellaneous Underground Storage Tank	200W	200-IS-1	S/U Farm Zone	TOC
241-SX-401	241-SX-401, 241-SX-401 Condenser Shielding Building, 241-SX-401 Waste Disposal Condenser House	200W	200-RO-4	S/U Farm Zone	TOC
241-SX-402	241-SX-402, 241-SX-402 Condenser Shielding Building, 241-SX-402 Waste Disposal Condenser House	200W	200-RO-4	S/U Farm Zone	TOC
241-SX-A	241-SX-A, 241-SX-A Diversion Box	200W	200-RO-4	S/U Farm Zone	TOC
241-SX-B	241-SX-B, 241-SX-B Diversion Box	200W	200-RO-4	S/U Farm Zone	TOC
241-SY-101	241-SY-101, 241-SY-TK-101	200W	200-RO-4	S/U Farm Zone	TOC
241-SY-102	241-SY-102, 241-SY-TK-102	200W	200-RO-4	S/U Farm Zone	TOC
241-SY-103	241-SY-103, 241-SY-TK-103	200W	200-RO-4	S/U Farm Zone	TOC
241-SY-A	241-SY-A, 241-SY-A Diversion Box, 241-SY-A Valve Pit	200W	200-RO-4	S/U Farm Zone	TOC
241-SY-B	241-SY-B, 241-SY-B Diversion Box, 241-SY-B Valve Pit	200W	200-RO-4	S/U Farm Zone	TOC
241-T-101	241-T-101, 241-T-TK-101	200W	200-TP-6	T Farm Zone	TOC
241-T-102	241-T-102, 241-T-TK-102	200W	200-TP-6	T Farm Zone	TOC
241-T-103	241-T-103, 241-T-TK-103	200W	200-TP-6	T Farm Zone	TOC
241-T-104	241-T-104, 241-T-TK-104	200W	200-TP-6	T Farm Zone	TOC
241-T-105	241-T-105, 241-T-TK-105	200W	200-TP-6	T Farm Zone	TOC
241-T-106	241-T-106, 241-T-TK-106	200W	200-TP-6	T Farm Zone	TOC
241-T-107	241-T-107, 241-T-TK-107	200W	200-TP-6	T Farm Zone	TOC
241-T-108	241-T-108, 241-T-TK-108	200W	200-TP-6	T Farm Zone	TOC
241-T-109	241-T-109, 241-T-TK-109	200W	200-TP-6	T Farm Zone	TOC

Site Code	Site Names	Designated Area	Operable Unit	Geographical Zone	Post-Transition Contractor
241-T-110	241-T-110, 241-T-TK-110	200W	200-TP-6	T Farm Zone	TOC
241-T-111	241-T-111, 241-T-TK-111	200W	200-TP-6	T Farm Zone	TOC
241-T-112	241-T-112, 241-T-TK-112	200W	200-TP-6	T Farm Zone	TOC
241-T-151	241-T-151, 241-T-151 Diversion Box	200W	200-TP-6	T Farm Zone	TOC
241-T-152	241-T-152, 241-T-152 Diversion Box	200W	200-TP-6	T Farm Zone	TOC
241-T-153	241-T-153, 241-T-153 Diversion Box	200W	200-TP-6	T Farm Zone	TOC
241-T-201	241-T-201, 241-T-TK-201	200W	200-TP-6	T Farm Zone	TOC
241-T-202	241-T-202, 241-T-TK-202	200W	200-TP-6	T Farm Zone	TOC
241-T-203	241-T-203, 241-T-TK-203	200W	200-TP-6	T Farm Zone	TOC
241-T-204	241-T-204, 241-T-TK-204	200W	200-TP-6	T Farm Zone	TOC
241-T-252	241-T-252, 241-T-252 Diversion Box	200W	200-TP-6	T Farm Zone	TOC
241-T-301B	241-T-301B, 241-T-301 Catch Tank, 241-T-301-B, 241-T-0301, IMUST, Inactive Miscellaneous Underground Storage Tank	200W	200-TP-6	T Farm Zone	TOC
241-T-302	241-T-302, 241-T-302 Catch Tank	200W	200-TP-6		TOC
241-T-361	241-T-361, 241-T-361 Settling Tank, 361-T-TANK, IMUST, Inactive Miscellaneous Underground Storage Tank	200W	200-TW-2	T Plant Zone	PRC
241-TR-152	241-TR-152, 241-TR-152 Diversion Box	200W	200-TP-6	T Farm Zone	TOC
241-TR-153	241-TR-153, 241-TR-153 Diversion Box, 241-TR-153 Booster Pump Pit	200W	200-TP-6	T Farm Zone	TOC
241-TX-101	241-TX-101, 241-TX-TK-101	200W	200-TP-5	T Farm Zone	TOC
241-TX-102	241-TX-102, 241-TX-TK-102	200W	200-TP-5	T Farm Zone	TOC
241-TX-103	241-TX-103, 241-TX-TK-103	200W	200-TP-5	T Farm Zone	TOC
241-TX-104	241-TX-104, 241-TX-TK-104	200W	200-TP-5	T Farm Zone	TOC
241-TX-105	241-TX-105, 241-TX-TK-105	200W	200-TP-5	T Farm Zone	TOC
241-TX-106	241-TX-106, 241-TX-TK-106	200W	200-TP-5	T Farm Zone	TOC
241-TX-107	241-TX-107, 241-TX-TK-107	200W	200-TP-5	T Farm Zone	TOC
241-TX-108	241-TX-108, 241-TX-TK-108	200W	200-TP-5	T Farm Zone	TOC
241-TX-109	241-TX-109, 241-TX-TK-109	200W	200-TP-5	T Farm Zone	TOC
241-TX-110	241-TX-110, 241-TX-TK-110	200W	200-TP-5	T Farm Zone	TOC
241-TX-111	241-TX-111, 241-TX-TK-111	200W	200-TP-5	T Farm Zone	TOC
241-TX-112	241-TX-112, 241-TX-TK-112	200W	200-TP-5	T Farm Zone	TOC
241-TX-113	241-TX-113, 241-TX-TK-113	200W	200-TP-5	T Farm Zone	TOC
241-TX-114	241-TX-114, 241-TX-TK-114	200W	200-TP-5	T Farm Zone	TOC
241-TX-115	241-TX-115, 241-TX-TK-115	200W	200-TP-5	T Farm Zone	TOC
241-TX-116	241-TX-116, 241-TX-TK-116	200W	200-TP-5	T Farm Zone	TOC

Site Code	Site Names	Designated Area	Operable Unit	Geographical Zone	Post-Transition Contractor
241-TX-117	241-TX-117, 241-TX-TK-117	200W	200-TP-5	T Farm Zone	TOC
241-TX-118	241-TX-118, 241-TX-TK-118	200W	200-TP-5	T Farm Zone	TOC
241-TX-152	241-TX-152, 241-TX-152 Diversion Box	200W	200-IS-1	T Farm Zone	TOC
241-TX-153	241-TX-153, 241-TX-153 Diversion Box	200W	200-TP-5	T Farm Zone	TOC
241-TX-154	241-TX-154, 241-TX-154 Diversion Box	200W	200-IS-1	T Plant Zone	TOC
241-TX-155	241-TX-155, 241-TX-155 Diversion Box	200W	200-IS-1	T Farm Zone	TOC
241-TX-302A	241-TX-302A, 241-TX-302-A Catch Tank, IMUST, Inactive Miscellaneous Underground Storage Tank	200W	200-TP-5	T Farm Zone	TOC
241-TX-302B	241-TX-302B, 241-TX-302-B Catch Tank, IMUST, Inactive Miscellaneous Underground Storage Tank	200W	200-IS-1	T Farm Zone	TOC
241-TX-302BR	241-TX-302BR, 241-TX-302BR Catch Tank, 241-TXR-302BR, IMUST, Inactive Miscellaneous Underground Storage Tank	200W	200-IS-1	T Farm Zone	TOC
241-TX-302C	241-TX-302C, 241-TX-302-C Catch Tank	200W	200-IS-1	T Plant Zone	TOC
241-TX-302XB	241-TX-302XB, 241-TX-302B Catch Tank, 241-TX-302-X, 241-TX-302-X (B), IMUST, Inactive Miscellaneous Underground Storage Tank	200W	200-TP-5	T Farm Zone	TOC
241-TXR-151	241-TXR-151, 241-TXR-151 Diversion Box	200W	200-TP-5	T Farm Zone	TOC
241-TXR-152	241-TXR-152, 241-TXR-152 Diversion Box	200W	200-TP-5	T Farm Zone	TOC
241-TXR-153	241-TXR-153, 241-TXR-153 Diversion Box	200W	200-TP-5	T Farm Zone	TOC
241-TY-101	241-TY-101, 241-TY-TK-101	200W	200-TP-5	T Farm Zone	TOC
241-TY-102	241-TY-102, 241-TY-TK-102	200W	200-TP-5	T Farm Zone	TOC
241-TY-103	241-TY-103, 241-TY-TK-103	200W	200-TP-5	T Farm Zone	TOC
241-TY-104	241-TY-104, 241-TY-TK-104	200W	200-TP-5	T Farm Zone	TOC
241-TY-105	241-TY-105, 241-TY-TK-105	200W	200-TP-5	T Farm Zone	TOC
241-TY-106	241-TY-106, 241-TY-TK-106	200W	200-TP-5	T Farm Zone	TOC
241-TY-153	241-TY-153, 241-TY-153 Diversion Box	200W	200-TP-5	T Farm Zone	TOC
241-TY-302A	241-TY-302A, 241-TY-302-A Catch Tank, IMUST, Inactive Miscellaneous Underground Storage Tank	200W	200-TP-5	T Farm Zone	TOC
241-TY-302B	241-TY-302B, 241-TY-302-B Catch Tank, IMUST, Inactive Miscellaneous Underground Storage Tank	200W	200-TP-5	T Farm Zone	TOC
241-U-101	241-U-101, 241-U-TK-101	200W	200-UP-3	S/U Farm Zone	TOC
241-U-102	241-U-102, 241-U-TK-102	200W	200-UP-3	S/U Farm Zone	TOC

Site Code	Site Names	Designated Area	Operable Unit	Geographical Zone	Post-Transition Contractor
241-U-103	241-U-103, 241-U-TK-103	200W	200-UP-3	S/U Farm Zone	TOC
241-U-104	241-U-104, 241-U-TK-104	200W	200-UP-3	S/U Farm Zone	TOC
241-U-105	241-U-105, 241-U-TK-105	200W	200-UP-3	S/U Farm Zone	TOC
241-U-106	241-U-106, 241-U-TK-106	200W	200-UP-3	S/U Farm Zone	TOC
241-U-107	241-U-107, 241-U-TK-107	200W	200-UP-3	S/U Farm Zone	TOC
241-U-108	241-U-108, 241-U-TK-108	200W	200-UP-3	S/U Farm Zone	TOC
241-U-109	241-U-109, 241-U-TK-109	200W	200-UP-3	S/U Farm Zone	TOC
241-U-110	241-U-110, 241-U-TK-110	200W	200-UP-3	S/U Farm Zone	TOC
241-U-111	241-U-111, 241-U-TK-111	200W	200-UP-3	S/U Farm Zone	TOC
241-U-112	241-U-112, 241-U-TK-112	200W	200-UP-3	S/U Farm Zone	TOC
241-U-151	241-U-151, 241-U-151 Diversion Box	200W	200-IS-1	S/U Farm Zone	TOC
241-U-152	241-U-152, 241-U-152 Diversion Box	200W	200-IS-1	S/U Farm Zone	TOC
241-U-153	241-U-153, 241-U-153 Diversion Box	200W	200-UP-3	S/U Farm Zone	TOC
241-U-201	241-U-201, 241-U-TK-201	200W	200-UP-3	S/U Farm Zone	TOC
241-U-202	241-U-202, 241-U-TK-202	200W	200-UP-3	S/U Farm Zone	TOC
241-U-203	241-U-203, 241-U-TK-203	200W	200-UP-3	S/U Farm Zone	TOC
241-U-204	241-U-204, 241-U-TK-204	200W	200-UP-3	S/U Farm Zone	TOC
241-U-252	241-U-252, 241-U-252 Diversion Box	200W	200-UP-3	S/U Farm Zone	TOC
241-U-301	241-U-301, 241-U-301B	200W	200-UP-3	S/U Farm Zone	TOC
241-U-361	241-U-361, 241-U-361 Settling Tank, 361-U-TANK, IMUST, Inactive Miscellaneous Underground Storage Tank	200W	200-UW-1	U Plant Zone	PRC
241-U-A	241-U-A, 241-U-A Diversion Box, 241-U-A Valve Pit	200W	200-UP-3	S/U Farm Zone	TOC
241-U-B	241-U-B, 241-U-B Diversion Box, 241-U-B Valve Pit	200W	200-UP-3	S/U Farm Zone	TOC
241-U-C	241-U-C, 241-U-C Diversion Box, 241-U-C Valve Pit	200W	200-UP-3	S/U Farm Zone	TOC
241-U-D	241-U-D, 241-U-D Diversion Box, 241-U-D Valve Pit	200W	200-UP-3	S/U Farm Zone	TOC
241-UR-151	241-UR-151, 241-UR-151 Diversion Box	200W	200-UP-3	S/U Farm Zone	TOC
241-UR-152	241-UR-152, 241-UR-152 Diversion Box	200W	200-UP-3	S/U Farm Zone	TOC
241-UR-153	241-UR-153, 241-UR-153 Diversion Box	200W	200-UP-3	S/U Farm Zone	TOC
241-UR-154	241-UR-154, 241-UR-154 Diversion Box	200W	200-UP-3	S/U Farm Zone	TOC
241-UX-154	241-UX-154, 241-UX-154 Diversion Box	200W	200-IS-1	U Plant Zone	TOC
241-UX-302A	241-UX-302A, 241-U-302 Catch Tank, 241-UX-302 Catch Tank, 241-UX-302	200W	200-IS-1	U Plant Zone	TOC

Site Code	Site Names	Designated Area	Operable Unit	Geographical Zone	Post-Transition Contractor
241-WR VAULT	241-WR VAULT, 241-WR Vault (Tanks -001 through -009), 241-WR-01 thru 09, 241-WR Diversion Station Vault, 244-WR Vault, 296-U-6 Stack, IMUST, Inactive Miscellaneous Underground Storage Tank (See Subsites)	200W	200-IS-1	U Plant Zone	PRC
241-Z	241-Z, 241-Z Treatment and Storage Tanks, 241-Z Tank Farm, 241-Z Treatment and Storage System, 241-Z-D-4, 241-Z-D-5, 241-Z-D-7, 241-Z-D-8, 241-Z Sump, 241-Z Tank Pit	200W	200-IS-1	PFP Zone	PRC
241-Z-361	241-Z-361, 241-Z-361 Settling Tank, IMUST, Inactive Miscellaneous Underground Storage Tank	200W	200-PW-1	PFP Zone	PRC
241-Z-8	241-Z-8, 241-Z-TK-8, Silica Slurry Tank, 216-Z-8, IMUST, Inactive Miscellaneous Underground Storage Tank	200W	200-PW-6	PFP Zone	PRC
242-A	242-A, 242-A Evaporator	200E	200-PO-3	WTP/A Farm Zone	TOC
242-B	242-B, 242-B Evaporator	200E	200-BP-7	B Farm Zone	PRC
242-B-151	242-B-151, 242-B Evaporator Building Diversion Box	200E	200-BP-7	B Farm Zone	PRC
242-S	242-S, 242-S Evaporator	200W	200-RO-4	S/U Farm Zone	TOC
242-T	242-T, 242-T Evaporator Facility, 241-T Evaporator	200W	200-TP-5	T Farm Zone	PRC
242-T-135	242-T-135, IMUST, Inactive Miscellaneous Underground Storage Tank	200W	200-TP-5	T Farm Zone	PRC
242-T-151	242-T-151, 242-T-151 Diversion Box	200W	200-TP-5	T Farm Zone	PRC
242-TA-R1	242-TA-R1, 242-TA, Receiver TK-Vault, 242-TA Receiver Tank Vault, Z Waste, Receiver Tank TK-R1, IMUST, Inactive Miscellaneous Underground Storage Tank	200W	200-TP-5	T Farm Zone	PRC
244-A DCRT	244-A DCRT, 244-A Double-Contained Receiver Tank, 244-A RT, 244-A Receiver Tank, 244-A-TK/SMP	200E	200-PO-3	PUREX Zone	TOC
244-A LS	244-A LS, 244-A Lift Station, 244-AR Lift Station, 244-AR LS' SN-232, SN-233, SN-234	200E	200-PO-3	PUREX Zone	TOC
244-AR VAULT	244-AR VAULT, 244-AR Vault	200E	200-PO-3	PUREX Zone	PRC
244-BX DCRT	244-BX DCRT, 244-BX Double-Contained Receiver Tank, 244-BX RT, 244-BX Receiver Tank, 244-BX-TK/SMP, 244-BX Receiver Vault,	200E	200-BP-7	B Farm Zone	TOC

Site Code	Site Names	Designated Area	Operable Unit	Geographical Zone	Post-Transition Contractor
244-BXR VAULT	244-BXR VAULT, 244-BXR Vault, 244-BXR Receiving Vault. (Subsites 244-BXR-001, 244-BXR-002, 244-BXR-003, 244-BXR-011), IMUST, Inactive Miscellaneous Underground Storage Tank (See Subsites)	200E	200-BP-7	B Farm Zone	TOC
244-CR VAULT	244-CR VAULT, 244-CR Vault (See Subsites)	200E	200-PO-3	C Farm Zone	TOC
244-CR-WS-1	244-CR-WS-1, 244-CR French Drain	200E	200-PO-3	C Farm Zone	TOC
244-S DCRT	244-S DCRT, 244-S Double-Contained Receiver Tank, 244-S RT, 244-S Receiver Tank, 244-S Catch Station, 244-S-TK/SMP, lines 5350 and 5351	200W	200-RO-4	S/U Farm Zone	TOC
244-TX DCRT	244-TX DCRT, 244-TX Double-Contained Receiver Tank, 244-TX RT, 244-TX Receiver Tank, 244-TX Receiver Vessel, 244-TX-TK/SMP	200W	200-TP-5	T Farm Zone	TOC
244-TXR VAULT	244-TXR VAULT, 244-TXR, 244-TXR Vault (Tanks TXR-001, -002, -003), IMUST, Inactive Miscellaneous Underground Storage Tank, 241-TXR-244 (See Subsites)	200W	200-TP-5	T Farm Zone	TOC
244-U DCRT	244-U DCRT, 244-U Double-Contained Receiver Tank, 244-U RT, 244-U Receiver Tank, 244-U Receiving Vault, 244-U-TK/SMP	200W	200-UP-3	S/U Farm Zone	TOC
244-U-2904	244-U-2904, 244-U Flush Pit	200W	TBD		PRC
244-UR VAULT	244-UR VAULT, 244-UR Vault, (Tanks -001 through -004), IMUST, Inactive Miscellaneous Underground Storage Tank (See Subsites)	200W	200-UP-3	S/U Farm Zone	TOC
2607-E1	2607-E1, Septic Tank and Tile Field	200E	200-ST-1	200-E Admin Zone	PRC
2607-E10	2607-E10	200E	200-PO-3	WTP/A Farm Zone	MSC
2607-E11	2607-E11, Septic Tank	200E	200-ST-1	200-E Admin Zone	PRC
2607-E12	2607-E12, 2607-E12 Septic System	200E	200-ST-1	200-E Ponds Zone, WTP/A Farm Zone	MSC
2607-E1A	2607-E1A, 2607-E1A Septic System, L-272 Regional System	200E	200-ST-1	200-E Admin Zone, B Plant Zone	MSC

Site Code	Site Names	Designated Area	Operable Unit	Geographical Zone	Post-Transition Contractor
2607-E3	2607-E3, 2607-E3 Septic Tank and Drainfield, 2607-E3 Septic System, TFS of 218-E-4, Tile Field South of 218-E-4	200E	200-ST-1	B Plant Zone	PRC
2607-E4	2607-E4, 2607-E4 Septic Tank and Tile Field	200E	200-ST-1	B Plant Zone	PRC
2607-E5	2607-E5	200E	200-ST-1	Semi-Works Zone	MSC
2607-E6	2607-E6, Septic Tank and Tile Field	200E	200-ST-1	200-E Admin Zone	PRC
2607-E7A	2607-E7A, 2607-E7	200E	200-ST-1	Semi-Works Zone	MSC
2607-E7B	2607-E7B, 2607-E7B Septic System, 2607-E7	200E	200-ST-1	Semi-Works Zone	MSC
2607-E8	2607-E8, 2607-E8 Septic Tank and Tile Field	200E	200-ST-1	200-E Admin Zone	PRC
2607-E8A	2607-E8A, 2607-E8A Regional Septic System	200E	200-ST-1		MSC
2607-E9	2607-E9, 242B/BL Septic Tank and Drain Field, 2607-E9 Septic System	200E	200-ST-1	B Farm Zone	PRC
2607-EA	2607-EA, 2607-EA Septic Tank and Drywell	200E	200-ST-1	PUREX Zone	MSC
2607-EB	2607-EB, 241-BY-254 (ITS #2) Sanitary Septic System	200E	200-BP-7	B Farm Zone	PRC
2607-EC	2607-EC	200E	200-ST-1	WTP/A Farm Zone	MSC
2607-ED	2607-ED	200E	200-PO-3	WTP/A Farm Zone	MSC
2607-EE	2607-EE, 2607-EE Septic System	200E	200-ST-1	PUREX Zone	PRC
2607-EG	2607-EG	200E	200-PO-3	C Farm Zone	MSC
2607-EH	2607-EH, 2607-EH Septic System	200E	200-ST-1		PRC
2607-EJ	2607-EJ, 2607-EJ Septic System	200E	200-PO-3	WTP/A Farm Zone	PRC
2607-EK	2607-EK	200E	200-ST-1	200-E Admin Zone	PRC
2607-EL	2607-EL, 2607-EL Septic Tank/Pump Station	200E	200-ST-1	200-E Admin Zone	MSC
2607-EM	2607-EM	200E	200-ST-1	200-E Admin Zone	MSC
2607-EP	2607-EP	200E	200-ST-1	200-E Admin Zone	MSC

Site Code	Site Names	Designated Area	Operable Unit	Geographical Zone	Post-Transition Contractor
2607-EQ	2607-EQ	200E	200-ST-1	200-E Admin Zone	MSC
2607-ER	2607-ER	200E	200-ST-1	200-E Admin Zone	PRC
2607-FSM	2607-FSM, 609 Building Septic Tank 2607-FSM, 100 Area Fire Station Septic Tank, 1607-FSM, 6607-FSM	600	200-ST-1	600	MSC
2607-FSN	2607-FSN, 609A Building Septic Tank 2607-FSN	600	200-ST-1	ERDF Zone	PRC
2607-GF	2607-GF, 2607-GF Septic System, 2607-GF Septic Tank and Drain Field	200E	200-ST-1		PRC
2607-N	2607-N, 212-N Septic Tank and Tile Field	600	200-ST-1	200-E Ponds Zone	PRC
2607-P	2607-P, 212-P Septic Tank and Tile Field	600	200-ST-1	200-E Ponds Zone	PRC
2607-R	2607-R, 212-R Septic Tank and Tile Field	600	200-ST-1	200-E Ponds Zone	PRC
2607-W1	2607-W1	200W	200-ST-1	T Plant Zone	MSC
2607-W2	2607-W2	200W	200-ST-1	T Plant Zone	PRC
2607-W3	2607-W3	200W	200-ST-1	T Plant Zone	PRC
2607-W4	2607-W4, T Plant Septic Tank and Drain Field	200W	200-ST-1	T Plant Zone	PRC
2607-W5	2607-W5, Septic Tank and Drain Field	200W	200-UW-1	U Plant Zone	MSC
2607-W6	2607-W6	200W	200-ST-1	200-W Ponds Zone	MSC
2607-W7	2607-W7, Septic Tank	200W	200-UW-1	U Plant Zone	PRC
2607-W8	2607-W8	200W	200-ST-1	PFP Zone	PRC
2607-W9	2607-W9, 2707-SX Septic Tank	200W	200-ST-1	S/U Farm Zone	PRC
2607-WA	2607-WA	200W	200-ST-1	PFP Zone	MSC
2607-WB	2607-WB, 2607-WB Septic System	200W	200-ST-1	PFP Zone	PRC
2607-WC	2607-WC, 2607-WC Septic System	200W	200-ST-1	200-W Ponds Zone	MSC
2607-WL	2607-WL, 2607-WL Septic System	200W	200-ST-1	WM Zone	PRC
2607-WT	2607-WT, 241-T-601 Control Bldg. Tile Field	200W	200-TP-5	T Farm Zone	PRC
2607-WTX	2607-WTX	200W	200-TP-5	T Farm Zone	PRC
2607-WUT	2607-WUT	200W	200-UP-3	S/U Farm Zone	PRC
2607-WWA	2607-WWA, 2607-WWA Septic System	200W	200-ST-1		PRC
2607-WZ	2607-WZ	200W	200-ST-1	S/U Farm Zone	PRC

Site Code	Site Names	Designated Area	Operable Unit	Geographical Zone	Post-Transition Contractor
2607-Z	2607-Z	200W	200-ST-1	PFP Zone	PRC
2607-Z1	2607-Z1, Septic Tank and Drainfield	200W	200-ST-1	PFP Zone	PRC
2607-Z8	2607-Z8	200W	200-ST-1		MSC
2703-E HWSA	2703-E HWSA, 2703-E Hazardous Waste Storage Area	200E	200-SS-1		PRC
2704-C-WS-1	2704-C-WS-1, 2704-C French Drain, Gatehouse French Drain	200E	200-MW-1	Semi-Works Zone	PRC
2704-E HWSA	2704-E HWSA, 2704-E Hazardous Waste Storage Area	200E	200-MW-1		PRC
270-E-1	270-E-1, 270-E CNT, 270-E Condensate Neutralization Tank, 216-ER-1, IMUST, Inactive Miscellaneous Underground Storage Tank	200E	200-PW-2	B Plant Zone	PRC
270-W	270-W, 270-W Tank, 270-W Neutralization Tank, IMUST, Inactive Miscellaneous Underground Storage Tank	200W	200-PW-2	U Plant Zone	PRC
2711-S	2711-S, 2711-S Stack Monitoring Building	200W	200-RO-3	REDOX Zone	PRC
2715-EA HWSA	2715-EA HWSA, 2715-EA Hazardous Waste Storage Area, 2715-EA Paint Spray Booth Annex	200E	200-SS-1		PRC
2718-E-WS-1	2718-E-WS-1, 2718 French Drains	200E	200-MW-1		PRC
2718-S	2718-S, 2718-S Sand Filter Monitor, 2718-S Sand Filter Sampler, 2718-S Filter Monitoring Building	200W	200-RO-3	REDOX Zone	PRC
271-U	271-U, 271-U Office Building, 271-U Building	200W	200-UP-2	U Plant Zone	PRC
2727-S	2727-S, 2727-S Nonradioactive Dangerous Waste Storage Facility, 2727-S NRDWS Facility	200W	200-RO-3	REDOX Zone	PRC
2727-WA	2727-WA, 2727-WA SRE Sodium Storage Building	200W	200-UP-2	T Plant Zone	TOC
276-S	276-S, 276-S Solvent Handling Facility, 276-S Solvent Facility	200W	200-RO-2	REDOX Zone	PRC
276-S-141	276-S-141, 276-S-TK-141, 276-S-306A, 276-S-141 Solvent Storage Tank, Tank 276-141, Hexone Storage Tank, 244-SX-15, IMUST, Inactive Miscellaneous Underground Storage Tank	200W	200-IS-1	REDOX Zone	PRC
276-S-142	276-S-142, 276-S-TK-142, 276-S-306B, 276-S-142 Solvent Storage Tank, Tank 276-142, Hexone Storage Tank, 244-SX-15, IMUST, Inactive Miscellaneous Underground Storage Tank	200W	200-IS-1	REDOX Zone	PRC
276-U	276-U, 276-U Solvent Handling Facility, 276-U Solvent Facility, 276-U Solvent Recovery Facility	200W	200-UP-2	U Plant Zone	PRC
2904-S-160	2904-S-160, 2904-S-160 Control Structure, 2904-S-160 Weir	200W	200-CW-2	200-W Ponds Zone	PRC

Site Code	Site Names	Designated Area	Operable Unit	Geographical Zone	Post-Transition Contractor
2904-S-170	2904-S-170, 2904-S-170 Weir Box, 2904-S-170 Control Structure	200W	200-CW-2	REDOX Zone	PRC
2904-S-171	2904-S-171, 2904-S-171 Weir Box, 2904-S-171 Control Structure, 216-S-171	200W	200-CW-2	200-W Ponds Zone	PRC
2904-SA	2904-SA, 2904-SA Cooling Water Sampler Building, 2904-SA Sample Building	200W	200-RO-2	REDOX Zone	PRC
291-C	291-C, 291-C Filter/Fan House, 291-C Fan and Filter Building, 201-C Air Tunnel	200E	200-SO-1	Semi-Works Zone	PRC
291-C-1	291-C-1, 291-C-1 Stack, 291-C Stack Burial Trench	200E	200-SW-2	Semi-Works Zone	PRC
291-S	291-S, 291-S Fan Control Building, 291-S Fan House, 291-S Fan and Filter Building	200W	200-RO-3	REDOX Zone	PRC
291-S-1	291-S-1, 291-S-1 Stack, REDOX Process and Canyon Exhaust	200W	200-RO-3	REDOX Zone	PRC
291-U	291-U, 291-U Fan Control House	200W	200-UP-2	U Plant Zone	PRC
291-U-1	291-U-1, 291-U-1 Stack, 291-U Stack	200W	200-UP-2	U Plant Zone	PRC
292-S	292-S, 292-S Fan and Filter Building	200W	200-RO-3	REDOX Zone	PRC
293-S	293-S, 293-S Offgas Treatment Facility, 293-S Off Gas Treatment, 293-S Off-Gas Treatment and Recovery	200W	200-RO-3	REDOX Zone	PRC
296-A-13	296-A-13, 291-AR Filter Building Stack	200E	200-PO-2	PUREX Zone	TOC
296-S-1	296-S-1, 296-S-1 Stack	200W	200-RO-3	REDOX Zone	PRC
296-S-12	296-S-12, 296-S-12 Stacks	200W	200-RO-2	REDOX Zone	PRC
296-S-13	296-S-13, 222-S Stack	200W	200-RO-3	REDOX Zone	TOC
296-S-16	296-S-16, 219-S Stack	200W	200-RO-3	REDOX Zone	TOC
296-S-2	296-S-2, REDOX North Sample Gallery, Hoods Ventilation and PR Cage, 296-S-2 Stack	200W	200-RO-3	REDOX Zone	PRC
296-S-21	296-S-21, 222-S Stack	200W	200-RO-3	REDOX Zone	TOC
296-S-4	296-S-4, REDOX Decontamination Room, Regulated Shop, Regulated Tool Room, Low-Level Decontamination Sink and Special Work Permit Lobby Vent	200W	200-RO-3	REDOX Zone	PRC
296-S-6	296-S-6, 296-S-6 Stack, REDOX Silo Ventilation	200W	200-RO-3	REDOX Zone	PRC
296-S-7	296-S-7, 296-S-7E, 296-S-7W, REDOX Product Building (233-S) Ventilation, Dual Stacks, 296-S-7 East and West Stacks	200W	200-RO-3	REDOX Zone	PRC
296-U-10	296-U-10, 296-U-10 Stack	200W	200-UP-2	U Plant Zone	PRC
299-E24-111	299-E24-111, Experimental Test Well Site, Miscellaneous Stream 803	200E	200-MW-1	PUREX Zone	PRC

Site Code	Site Names	Designated Area	Operable Unit	Geographical Zone	Post-Transition Contractor
300 ASH PITS	300 ASH PITS, 300 Ash Pits, 300 Area Ash Pits	300	300-FF-1	300	RCCC
300 FBP	300 FBP, 300 Area Filter Backwash Pond (See Subsites)	300	300-FF-1	300	RCCC
300 IFBD	300 IFBD, 300 Area Interim Filter Backwash Disposal	300	300-FF-2	300	RCCC
300 PHWSA	300 PHWSA, 300 Area Powerhouse HWSA, 300 Area Powerhouse Hazardous Waste Storage Area	300	300-FF-2	300	RCCC
300 RFBP	300 RFBP, 300 Area Retired Filter Backwash Pond, Pond 5, East Bay of South Process Pond	300	300-FF-1	300	RCCC
300 RLWS	300 RLWS, 300 Area RLWS, 300 Area Radioactive Liquid Waste Sewer	300	300-FF-2	300	RCCC
300 RRLWS	300 RRLWS, 300 Area Retired RLWS, 300 Area Retired Radioactive Liquid Waste Sewer System, Crib Waste System, Contaminated Sewer, Intermediate Level Radioactive Liquid Waste System	300	300-FF-2	300	RCCC
300 SE	300 SE, 300 Area Solvent Evaporator, Solvent Evaporator, 300 ASE	300	300-FF-2	300	RCCC
300 SSS	300 SSS, 300 Area Sanitary Sewer System	300	300-FF-2	300	RCCC
300 VTS	300 VTS, 300 Area Vitrification Test Site, In-Situ Vitrification (ISV) Test Site	300	300-FF-2	300	RCCC
3000 JYHWSA	3000 JYHWSA, 3000 Area Jones Yard HWSA, 3000 Area Jones Yard Hazardous Waste Storage Area, Hazardous Waste Storage Area (Jones Yard)	3000	1100-EM-3	3000	PRC
3000 UUOT	3000 UUOT, 3000 Area Underground Used Oil Tank, 3000-12	3000	1100-EM-3	3000	PRC
3000/1208 HWSA	3000/1208 HWSA, 3000 Area 1208 HWSA, 3000 Area 1208 Building Hazardous Waste Storage Area, Hazardous Waste Storage Area (1208)	3000	1100-EM-3	3000	PRC
3000/1226 HWSA	3000/1226 HWSA, 3000 Area 1226 HWSA, 3000 Area 1226 Building Hazardous Waste Storage Area, Hazardous Waste Storage Area (1226)	3000	1100-EM-3	3000	PRC
3000/1234	3000/1234, 1234 Laydown Yard, 3000 Area 1234 Storage Yard, 1234 Building Storage Yard	3000	1100-EM-3	3000	PRC
3000/1240 HWSA	3000/1240 HWSA, 3000 Area 1240 HWSA, 3000 Area 1240 Building Hazardous Waste Storage Area, Hazardous Waste Storage Area (1240)	3000	1100-EM-3	3000	PRC
300-1	300-1, Old North Richland Automotive Maintenance Yard	300	300-FF-2	300	RCCC
300-10	300-10, Burial Trench West of Process Trenches	300	300-FF-2	300	RCCC

Site Code	Site Names	Designated Area	Operable Unit	Geographical Zone	Post-Transition Contractor
300-100	300-100, 325 Building Stormwater Runoff, Miscellaneous Stream #408	300	300-FF-2	300	RCCC
300-101	300-101, 326 Building Stormwater Runoff and Steam Condensate, Miscellaneous Stream #409	300	300-FF-2	300	RCCC
300-102	300-102, 328 Building Steam Condensate, Miscellaneous Stream #353	300	300-FF-2	300	RCCC
300-103	300-103, 329 Building Stormwater Runoff, Miscellaneous Stream #422	300	300-FF-2	300	RCCC
300-104	300-104, 329 Building Stormwater Runoff, Miscellaneous Stream #546	300	300-FF-2	300	RCCC
300-105	300-105, 331 Building Steam Condensate, Miscellaneous Stream #513, Pit U1	300	300-FF-2	300	RCCC
300-106	300-106, 331 Building Steam Condensate, Miscellaneous Stream #574	300	300-FF-2	300	RCCC
300-107	300-107, 331 Building Stormwater Runoff, Miscellaneous Stream #447, Injection Well #32	300	300-FF-2	300	RCCC
300-108	300-108, 331 Building Stormwater Runoff, Miscellaneous Stream #448, Injection Well #37	300	300-FF-2	300	RCCC
300-109	300-109, 333 Building Stormwater Runoff, Miscellaneous Stream #455	300	300-FF-2	300	RCCC
300-11	300-11, Pumphouse Underground Gasoline Tank, 382 Pumphouse UGT, 382-1	300	300-FF-2	300	RCCC
300-110	300-110, 333 Building Stormwater Runoff, Miscellaneous Stream #456	300	300-FF-2	300	RCCC
300-111	300-111, 337 Building Stormwater Runoff, Miscellaneous Stream #516	300	300-FF-2	300	RCCC
300-112	300-112, 340 P-3 Pump Pit, Retention Process Sewer Pump Pit #3 French Drain, Miscellaneous Stream #428	300	300-FF-2	300	RCCC
300-113	300-113, 340 Building Steam Condensate/ Water Heater Overflow, Miscellaneous Stream #341	300	300-FF-2	300	RCCC
300-114	300-114, 340A Building Steam Condensate, Miscellaneous Stream #427	300	300-FF-2	300	RCCC
300-115	300-115, 340B Building Backflow Preventer Emergency Drain, Miscellaneous Stream #426	300	300-FF-2	300	RCCC

Site Code	Site Names	Designated Area	Operable Unit	Geographical Zone	Post-Transition Contractor
300-116	300-116, 3506A Building Steam Condensate, Miscellaneous Stream #381	300	300-FF-2	300	RCCC
300-117	300-117, 3506A Building Steam Condensate, Miscellaneous Stream #382	300	300-FF-2	300	RCCC
300-118	300-118, 3621D Building Steam Condensate, Miscellaneous Stream #700, Pit U-7.	300	300-FF-2	300	RCCC
300-119	300-119, 3621D HVAC Condensate, Miscellaneous Stream #401, 3621D Air/Condensate Blowdown Drain	300	300-FF-2	300	RCCC
300-12	300-12, 325 Laboratory Diesel Fuel Tank	300	300-FF-2	300	RCCC
300-120	300-120, 3621D Building Diesel Generator Cooling System Condensate, Miscellaneous Stream #402, 3621D Air Driven Starter Motor Discharge Drain	300	300-FF-2	300	RCCC
300-121	300-121, 3621D Building Stormwater Runoff, Miscellaneous Stream #403, Injection Well #26	300	300-FF-2	300	RCCC
300-122	300-122, 366 Building Fuel Oil Bunker Loading Station Steam Condensate, Miscellaneous Stream #344	300	300-FF-2	300	RCCC
300-123	300-123, 366 Building Fuel Oil Bunker Loading Station Steam Condensate French Drain, Miscellaneous Stream #342	300	300-FF-2	300	RCCC
300-124	300-124, 366 Building Fuel Oil Bunker Steam Condensate, Miscellaneous Stream #653	300	300-FF-2	300	RCCC
300-125	300-125, 3702 Building Steam Condensate, Miscellaneous Stream #346	300	300-FF-2	300	RCCC
300-126	300-126, 3703 Building Steam Condensate, Miscellaneous Stream #431	300	300-FF-2	300	RCCC
300-127	300-127, 3705 Building Stormwater Runoff, Miscellaneous Stream #410	300	300-FF-2	300	RCCC
300-128	300-128, 3705 Building Stormwater Runoff, Miscellaneous Stream #411	300	300-FF-2	300	RCCC
300-129	300-129, 3705 Building Stormwater Runoff, Miscellaneous Stream #412	300	300-FF-2	300	RCCC
300-13	300-13, 350 Building Release To Sanitary Sewer System	300	300-FF-2	300	RCCC
300-130	300-130, 3705 Building Stormwater Runoff, Miscellaneous Stream #413	300	300-FF-2	300	RCCC
300-131	300-131, 3706 Fire Sprinkler System Water, Miscellaneous Stream #515	300	300-FF-2	300	RCCC

Site Code	Site Names	Designated Area	Operable Unit	Geographical Zone	Post-Transition Contractor
300-132	300-132, 3706 Building Steam Condensate, Miscellaneous Stream #368	300	300-FF-2	300	RCCC
300-133	300-133, 3706 Building Steam Condensate, Miscellaneous Stream #367, Injection Well #27	300	300-FF-2	300	RCCC
300-134	300-134, 3706 Building Steam Condensate, Miscellaneous Stream #362	300	300-FF-2	300	RCCC
300-135	300-135, 3706 Building Steam Condensate, Miscellaneous Stream #365	300	300-FF-2	300	RCCC
300-136	300-136, 3706 Building Steam Condensate, Miscellaneous Stream #366	300	300-FF-2	300	RCCC
300-137	300-137, 3706 Building Steam Condensate, Miscellaneous Stream #440	300	300-FF-2	300	RCCC
300-138	300-138, 3706 Building Steam Condensate, Miscellaneous Stream #360	300	300-FF-2	300	RCCC
300-139	300-139, 3706 Building Steam Condensate, Miscellaneous Stream #357	300	300-FF-2	300	RCCC
300-14	300-14, 331 Building Animal Waste Tanks Pit	300	300-FF-2	300	RCCC
300-140	300-140, 3706 Building Steam Condensate, Miscellaneous Stream #356	300	300-FF-2	300	RCCC
300-141	300-141, 3706 Building Steam Condensate, Miscellaneous Stream #439, Injection Well #29	300	300-FF-2	300	RCCC
300-142	300-142, 3706 Building Steam Condensate, Miscellaneous Stream #369, Injection Well #30	300	300-FF-2	300	RCCC
300-143	300-143, 3706 Building Steam Condensate, Miscellaneous Stream #361	300	300-FF-2	300	RCCC
300-144	300-144, 3706 Building Steam Condensate, Miscellaneous Stream #358	300	300-FF-2	300	RCCC
300-145	300-145, 3706 Building Steam Condensate, Miscellaneous Stream #438, Injection Well #25	300	300-FF-2	300	RCCC
300-146	300-146, 3706 Building Stormwater Runoff, Miscellaneous Stream #364	300	300-FF-2	300	RCCC
300-147	300-147, 3706 Building Stormwater Runoff, Miscellaneous Stream #363	300	300-FF-2	300	RCCC
300-148	300-148, 3706 Building Stormwater Runoff, Miscellaneous Stream #359, Injection Well #22	300	300-FF-2	300	RCCC

Site Code	Site Names	Designated Area	Operable Unit	Geographical Zone	Post-Transition Contractor
300-149	300-149, 3706A Building Steam Condensate, Miscellaneous Stream #432, Injection Well #28	300	300-FF-2	300	RCCC
300-15	300-15, 300 Area Process Sewer System	300	300-FF-2	300	RCCC
300-150	300-150, 3706 Building Steam Condensate, Miscellaneous Stream #430	300	300-FF-2	300	RCCC
300-151	300-151, 3707B Building Steam Condensate, Miscellaneous Stream #327	300	300-FF-2	300	RCCC
300-152	300-152, 3707B Building Steam Condensate, Miscellaneous Stream #326, U57	300	300-FF-2	300	RCCC
300-153	300-153, 3707B Building Steam Condensate, Miscellaneous Stream #328	300	300-FF-2	300	RCCC
300-154	300-154, 3707B Building Steam Condensate, Miscellaneous Stream #325	300	300-FF-2	300	RCCC
300-155	300-155, 3707C Building Steam Condensate, Miscellaneous Stream #179, Injection Well #24	300	300-FF-2	300	RCCC
300-156	300-156, 3707C Building Steam Condensate, Miscellaneous Stream #178, Injection Well #23	300	300-FF-2	300	RCCC
300-157	300-157, 3707C Building Steam Condensate, Miscellaneous Stream #337	300	300-FF-2	300	RCCC
300-158	300-158, 3707C Building Steam Condensate, Miscellaneous Stream #336, F.D. #31	300	300-FF-2	300	RCCC
300-159	300-159, 3707C Building Steam Condensate, Miscellaneous Stream #335, F.D. #4	300	300-FF-2	300	RCCC
300-16	300-16, Solid Waste Near 314 Building, Contamination Found During Utility Pole Replacements	300	300-FF-2	300	RCCC
300-160	300-160, 3707D Building Steam Condensate, Miscellaneous Stream #443, Injection Well #10	300	300-FF-2	300	RCCC
300-161	300-161, 3707D Building Stormwater Runoff, Miscellaneous Stream #441	300	300-FF-2	300	RCCC
300-162	300-162, 3707D Building Stormwater Runoff, Miscellaneous Stream #442	300	300-FF-2	300	RCCC
300-163	300-163, 3708 Building Steam Condensate, Miscellaneous Stream #423	300	300-FF-2	300	RCCC
300-164	300-164, 3709 Building Steam Condensate, Miscellaneous Stream #338, F.D. #3	300	300-FF-2	300	RCCC

Site Code	Site Names	Designated Area	Operable Unit	Geographical Zone	Post-Transition Contractor
300-165	300-165, 3709A Building Condensate, Miscellaneous Stream #347	300	300-FF-2	300	RCCC
300-166	300-166, 3709A Building Steam Trap, Miscellaneous Stream #355	300	300-FF-2	300	RCCC
300-167	300-167, 3711 Building Steam Condensate, Miscellaneous Stream #343	300	300-FF-2	300	RCCC
300-168	300-168, 3711 Building Steam Condensate, Miscellaneous Stream #433	300	300-FF-2	300	RCCC
300-169	300-169, 3712 Building Steam Condensate, Miscellaneous Stream #351	300	300-FF-2	300	RCCC
300-17	300-17, 331 Building Trench, 331-D Ditch, Outfall A	300	300-FF-2	300	RCCC
300-170	300-170, 3712 Building Steam Condensate, Miscellaneous Stream #437	300	300-FF-2	300	RCCC
300-171	300-171, 3713 Building Steam Condensate and Stormwater Runoff, Miscellaneous Stream #333, F.D. #7	300	300-FF-2	300	RCCC
300-172	300-172, 3713 Building Steam Condensate, Miscellaneous Stream #435	300	300-FF-2	300	RCCC
300-173	300-173, 3713 Building Steam Condensate, Miscellaneous Stream #512	300	300-FF-2	300	RCCC
300-174	300-174, 3713 Building Stormwater Runoff and Steam Condensate, Miscellaneous Stream #544	300	300-FF-2	300	RCCC
300-175	300-175, 3714 Building Steam Condensate, Miscellaneous Stream #434	300	300-FF-2	300	RCCC
300-176	300-176, 3715 Building Steam Condensate, Miscellaneous Stream #678	300	300-FF-2	300	RCCC
300-177	300-177, 3717 Building Steam Condensate, Miscellaneous Stream #330	300	300-FF-2	300	RCCC
300-178	300-178, 3717 Building Steam Condensate, Miscellaneous Stream #329	300	300-FF-2	300	RCCC
300-179	300-179, 3717 Building Steam Condensate, Miscellaneous Stream #324	300	300-FF-2	300	RCCC
300-18	300-18, SCA #4, Surface Contaminated Area #4	300	300-FF-2	300	RCCC
300-180	300-180, 3717 Building Stormwater Runoff, Miscellaneous Stream #545	300	300-FF-2	300	RCCC
300-181	300-181, 3717 Building Steam Condensate, Miscellaneous Stream #180	300	300-FF-2	300	RCCC

Site Code	Site Names	Designated Area	Operable Unit	Geographical Zone	Post-Transition Contractor
300-182	300-182, 3717B Building Steam Condensate, Miscellaneous Stream #323	300	300-FF-2	300	RCCC
300-183	300-183, 3718 Building Steam Condensate, Miscellaneous Stream #340, F.D. #40	300	300-FF-2	300	RCCC
300-184	300-184, 3718A Building Stormwater Runoff, Miscellaneous Stream #270	300	300-FF-2	300	RCCC
300-185	300-185, 3722 Building Steam Condensate, Miscellaneous Stream #436, Injection Well #6	300	300-FF-2	300	RCCC
300-186	300-186, 3730 Building Steam Condensate, Miscellaneous Stream #383	300	300-FF-2	300	RCCC
300-187	300-187, 3730 Building Steam Condensate, Miscellaneous Stream #421	300	300-FF-2	300	RCCC
300-188	300-188, 3730 Building Steam Condensate, Miscellaneous Stream #420	300	300-FF-2	300	RCCC
300-189	300-189, 3731 Building Steam Condensate, Miscellaneous Stream #269	300	300-FF-2	300	RCCC
300-19	300-19, 324 Sodium Removal Pilot Plant, 324 Building Sodium Removal Pilot Plant	300	300-FF-2	300	RCCC
300-190	300-190, 3731 Building Stormwater Runoff, Miscellaneous Stream #517	300	300-FF-2	300	RCCC
300-191	300-191, 3731 Building Stormwater Runoff, Miscellaneous Stream #518	300	300-FF-2	300	RCCC
300-192	300-192, 3732 Building Steam Condensate, Miscellaneous Stream #349	300	300-FF-2	300	RCCC
300-193	300-193, 3732 Building Steam Condensate, Miscellaneous Stream #419, Injection Well #15	300	300-FF-2	300	RCCC
300-194	300-194, 3734 Building Steam Condensate, Miscellaneous Stream #334, F.D. #8	300	300-FF-2	300	RCCC
300-195	300-195, 3734A Building Steam Condensate, Miscellaneous Stream #519	300	300-FF-2	300	RCCC
300-196	300-196, 3745 Building Steam Condensate, Miscellaneous Stream #399	300	300-FF-2	300	RCCC
300-197	300-197, 3745 Building Steam Condensate, Miscellaneous Stream #398, Injection Well #5	300	300-FF-2	300	RCCC

Site Code	Site Names	Designated Area	Operable Unit	Geographical Zone	Post-Transition Contractor
300-198	300-198, 3745 Building Steam Condensate, Miscellaneous Stream #397, Injection Well #1	300	300-FF-2	300	RCCC
300-199	300-199, 3745B Building Steam Condensate, Miscellaneous Stream #380	300	300-FF-2	300	RCCC
300-2	300-2, Contaminated Light Water Disposal	300	300-FF-2	300	RCCC
300-200	300-200, 3745B Building Steam Condensate, Miscellaneous Stream #379	300	300-FF-2	300	RCCC
300-201	300-201, 3762 Building Steam Condensate, Miscellaneous Stream #491, Injection Well #42	300	300-FF-2	300	RCCC
300-202	300-202, 3765 Building HVAC Condensate, Miscellaneous Stream #345	300	300-FF-2	300	RCCC
300-203	300-203, 377 Building Steam Condensate, Miscellaneous Stream #446, Injection Well #36	300	300-FF-2	300	RCCC
300-204	300-204, 3790 Building Stormwater Runoff, Miscellaneous Stream #378, F.D. #19, Injection Well #19	300	300-FF-2	300	RCCC
300-205	300-205, 3790 Building Stormwater Runoff, Miscellaneous Stream #377, F.D. #18, Injection Well #18	300	300-FF-2	300	RCCC
300-206	300-206, 3790 Building Stormwater Runoff, Miscellaneous Stream #373	300	300-FF-2	300	RCCC
300-207	300-207, 3790 Building Stormwater Runoff, Miscellaneous Stream #375, F.D. #16, Injection Well #16	300	300-FF-2	300	RCCC
300-208	300-208, 3790 Building Stormwater Runoff, Miscellaneous Stream #376, F.D. #17, Injection Well #17	300	300-FF-2	300	RCCC
300-209	300-209, 3790 Building Stormwater Runoff, Miscellaneous Stream #374	300	300-FF-2	300	RCCC
300-21	300-21, 333 Building Underground Limestone Tank	300	300-FF-2	300	RCCC
300-210	300-210, 3790 Building Stormwater Runoff, Miscellaneous Stream #514	300	300-FF-2	300	RCCC
300-211	300-211, 382 Building Steam Condensate, Miscellaneous Stream #429	300	300-FF-2	300	RCCC
300-212	300-212, MO010 Building Steam Condensate Sump, Miscellaneous Stream #400	300	300-FF-2	300	RCCC
300-213	300-213, West High Tank (Water Tower) Overflow and Steam Condensate, Miscellaneous Stream #332	300	300-FF-2	300	RCCC
300-214	300-214, 300 Area Retention Process Sewer	300	300-FF-2	300	RCCC

Site Code	Site Names	Designated Area	Operable Unit	Geographical Zone	Post-Transition Contractor
300-215	300-215, 300 Area South	300	300-FF-2	300	RCCC
300-217	300-217, 300 Area Laydown Yard	300	300-FF-2	300	RCCC
300-218	300-218, 314 and 314A Buildings, 314/314A Buildings, Engineering Development Laboratory	300	300-FF-2	300	RCCC
300-219	300-219, 300 Area Waste Acid Transfer Line	300	300-FF-2	300	RCCC
300-22	300-22, 309 Building B-Cell Cleanout Leak	300	300-FF-2	300	RCCC
300-220	300-220, Gravel Pit #7, Pit 7	300	300-FF-2	300	RCCC
300-222	300-222, 384-W Brine Pit, 384-W Salt Dissolving Pit and Brine Pump Pit	300	300-FF-2	300	RCCC
300-223	300-223, 384 Powerhouse Fuel Oil Day Tanks #1 and #2	300	300-FF-2	300	RCCC
300-224	300-224, WATS and U-Bearing Piping Trench	300	300-FF-2	300	RCCC
300-225	300-225, 3790 Building Stormwater Runoff, Miscellaneous Stream #767	300	300-FF-2	300	RCCC
300-226	300-226, 3709A Building Miscellaneous Stream #768, Drip Station U39	300	300-FF-2	300	RCCC
300-227	300-227, 3709A Building Miscellaneous Stream #769, Drip Station U38	300	300-FF-2	300	RCCC
300-228	300-228, Miscellaneous Stream #770, Drip Station U28, Steam Trap 3G-U28, HPD-TRP-026	300	300-FF-2	300	RCCC
300-23	300-23, PRTR Diesel Storage Tank, 309-1 UST	300	300-FF-2	300	RCCC
300-230	300-230, Steam Trap 3G-U44, HPD-TRP-29, U44, Miscellaneous Stream #771	300	300-FF-2	300	RCCC
300-231	300-231, Vitrification Test Site Transformer Pad, Substation C3-S15	300	300-FF-2	300	RCCC
300-235	300-235, 3713 Building Storm Water Runoff and Steam Condensate, Miscellaneous Stream #766	300	300-FF-2	300	RCCC
300-236	300-236, Steam Trap 3G-U45, HPD-TRP-020, U-45, Miscellaneous Stream #772	300	300-FF-2	300	RCCC
300-237	300-237, Steam Trap HPD-TRP-010, Miscellaneous Stream #773	300	300-FF-2	300	RCCC
300-238	300-238, Steam Trap 3G-U24, HPD-TRP-016, U-24, Miscellaneous Stream #774	300	300-FF-2	300	RCCC
300-239	300-239, Steam Trap 3G-U26, HPD-TRP-058, U26, Miscellaneous Stream #775	300	300-FF-2	300	RCCC
300-24	300-24, Soil Contamination at the 314 Metal Extrusion Building	300	300-FF-2	300	RCCC
300-240	300-240, 314 Building Stormwater Drain, Miscellaneous Stream #789	300	300-FF-2	300	RCCC

Site Code	Site Names	Designated Area	Operable Unit	Geographical Zone	Post-Transition Contractor
300-241	300-241, 320 Building Irrigation Line Effluent, Miscellaneous Stream #790	300	300-FF-2	300	RCCC
300-242	300-242, 325 Building Stormwater Runoff, Miscellaneous Stream #791	300	300-FF-2	300	RCCC
300-243	300-243, 318 Building Stormwater Runoff, Miscellaneous Stream #792	300	300-FF-2	300	RCCC
300-244	300-244, 318 Building Stormwater Runoff, Miscellaneous Stream #793	300	300-FF-2	300	RCCC
300-248	300-248, 340B Steam Condensate Sump Pit	300	300-FF-2	300	RCCC
300-249	300-249, 304 Building, Residual Rad Contamination	300	300-FF-2	300	RCCC
300-25	300-25, 324 Building	300	300-FF-2	300	RCCC
300-250	300-250, Valve Pit Southeast of 303A	300	300-FF-2	300	RCCC
300-251	300-251, Unplanned Release Outside the 303-K Building	300	300-FF-2	300	RCCC
300-253	300-253, 384-W Original Brine Pit, 384-W Original Salt Dissolving Pit and Brine Pump Pit	300	300-FF-2	300	RCCC
300-255	300-255, 309 Tank Farm Contaminated Soil	300	300-FF-2	300	RCCC
300-256	300-256, 306E Fabrication and Testing Laboratory Releases	300	300-FF-2	300	RCCC
300-257	300-257, 309 Process Sewer To River	300	300-FF-2	300	RCCC
300-258	300-258, Abandoned Pipe Trench Between 334 Tank Farm and 306E	300	300-FF-2	300	RCCC
300-259	300-259, Contamination Area Surrounding 618-1 Burial Ground	300	300-FF-2	300	RCCC
300-26	300-26, Powerhouse Fuel Oil Spill, 384 Powerhouse #6 Fuel Oil Spill, Delivery Truck Spillage on Roads	300	300-FF-2	300	RCCC
300-260	300-260, Contaminated Soil West of 313 Building	300	300-FF-2	300	RCCC
300-261	300-261, 315 Filter Plant Process Sewer to River	300	300-FF-2	300	RCCC
300-262	300-262, Contaminated Soil West of South Process Pond	300	300-FF-2	300	RCCC
300-263	300-263, 324 Building Diversion Tank	300	300-FF-2	300	RCCC
300-264	300-264, 327 Building, Postirradiation Testing Laboratory (PTL)	300	300-FF-2	300	RCCC
300-265	300-265, Pipe Trench Between 324 and 325 Buildings	300	300-FF-2	300	RCCC
300-266	300-266, Soil Under 3728 Building Drain Pipe	300	300-FF-2	300	RCCC
300-267	300-267, French Drain on Northeast Corner of 3728 Building	300	300-FF-2	300	RCCC
300-268	300-268, 3741 Building Foundation; Special Machine Shop; Box Storage Building Foundation	300	300-FF-2	300	RCCC
300-269	300-269, 331-A Virology Laboratory Foundation	300	300-FF-2	300	RCCC
300-27	300-27, Soil Contamination at 329 Biophysics Laboratory	300	300-FF-2	300	RCCC

Site Code	Site Names	Designated Area	Operable Unit	Geographical Zone	Post-Transition Contractor
300-270	300-270, Unplanned Release at 313 Building	300	300-FF-2	300	RCCC
300-271	300-271, 324/327 Buildings 90 Day Storage Pad, HS-027	300	300-FF-2	300	RCCC
300-272	300-272, Underground Storage Tank Near the 377 Building	300	300-FF-2	300	RCCC
300-273	300-273, Fuel Oil Transfer Pipeline, 366 Bunker Pipeline	300	300-FF-2	300	RCCC
300-274	300-274, 300-FF-1 Surface Debris	300	300-FF-2	300	RCCC
300-275	300-275, Potential Landfill on River Edge	300	300-FF-1	300	RCCC
300-276	300-276, 3607 Sanitary System Miscellaneous Components, 300 Area Sanitary Sewer Disposal System, 3607 Sanitary Sewer System	300	300-FF-2	300	RCCC
300-277	300-277, 300 Area Queue Contamination	300	300-FF-2	300	RCCC
300-28	300-28, Contamination Found Along Ginko Street, Solid Waste Site Near 303-G Building	300	300-FF-2	300	RCCC
300-29	300-29, 305-B Berm, Source Location of UPR-600-11 Contaminated Soil	300	300-FF-2	300	RCCC
300-3	300-3, 300-FF-1 Aluminum Hydroxide	300	300-FF-1	300	RCCC
300-30	300-30, 3705 Photography Building	300	300-FF-2	300	RCCC
300-32	300-32, 333 Building, 333 N Fuels Manufacturing Building, New Fuel Cladding Facility	300	300-FF-2	300	RCCC
300-33	300-33, 306W Metal Fabrication Development Building Releases	300	300-FF-2	300	RCCC
300-34	300-34, 300 Area Process Sewer Leak (found during Project L-070 excavation at manhole PS-87)	300	300-FF-2	300	RCCC
300-35	300-35, 3706A Fuel Storage Tank	300	300-FF-2	300	RCCC
300-36	300-36, 384 Powerhouse Oil Release to French Drain	300	300-FF-2	300	RCCC
300-37	300-37, PCB Leak to Soil Adjacent to 335A	300	300-FF-2	300	RCCC
300-39	300-39, 309 Building Ex-vessel Irradiated Fuel Storage Basin, 309 Building Irradiated Fuel Storage Basin, 309 Fuel Storage Basin	300	300-FF-2	300	RCCC
300-4	300-4, DOE 351 Substation Soil Contamination	300	300-FF-2	300	RCCC
300-40	300-40, Corrosion of Vitrified Clay Process Sewer Pipe	300	300-FF-2	300	RCCC
300-41	300-41, 306E Neutralization Tank, Underground Lime Tank and Valve Pit	300	300-FF-2	300	RCCC
300-42	300-42, 306E Fabrication and Testing Laboratory	300	300-FF-2	300	RCCC
300-43	300-43, Unplanned Release Outside the 304 Building	300	300-FF-2	300	RCCC
300-44	300-44, R-32, UPR-300-FF-1, UN-300-FF-1	300	300-FF-1	300	RCCC

Site Code	Site Names	Designated Area	Operable Unit	Geographical Zone	Post-Transition Contractor
300-45	300-45, Surface Contamination Area, Location 3: Bird Droppings Area (Southwest corner of the 316-5 process Trenches Fence Line). SCA #1	300	300-FF-2	300	RCCC
300-46	300-46, Soil Contamination Surrounding 3706 Building	300	300-FF-2	300	RCCC
300-47	300-47, Residual Hazardous Substances Northwest of 3708 Building	300	300-FF-2	300	RCCC
300-48	300-48, Thorium Oxide and Fuel Fabrication Chemical Wastes Around 3732 Building	300	300-FF-2	300	RCCC
300-49	300-49, Landfill 1a, UPR-300-FF-1, UN-300-FF-1	300	300-FF-1	300	RCCC
300-5	300-5, 300 Area Fire Station Fuel Tanks, 3709A Fire Station	300	300-FF-2	300	RCCC
300-50	300-50, Landfill 1b, UPR-300-FF-1, UN-300-FF-1	300	300-FF-1	300	RCCC
300-51	300-51, Landfill 1c, UPR-300-FF-1, UN-300-FF-1	300	300-FF-1	300	RCCC
300-52	300-52, 300 Area Sanitary Trenches	300	300-FF-1	300	RCCC
300-53	300-53, Unplanned Release East Side of 303-G	300	300-FF-2	300	RCCC
300-55	300-55, 309 Rupture Loop Holding Tank, Rupture Loop Hold-up Tank, RLT-2, 307-D	300	300-FF-2	300	RCCC
300-56	300-56, 306-E 90-Day Waste Accumulation Area	300	300-FF-2	300	RCCC
300-57	300-57, 335 Building 90-Day Waste Accumulation Area	300	300-FF-2	300	RCCC
300-58	300-58, 305B Steam Condensate Injection Well, Miscellaneous Stream #449	300	300-FF-2	300	RCCC
300-59	300-59, 305 Building Steam Condensate, Miscellaneous Stream #417	300	300-FF-2	300	RCCC
300-6	300-6, 366/366A Fuel Oil Bunkers	300	300-FF-2	300	RCCC
300-60	300-60, 303A Building Steam Condensate, Miscellaneous Stream #339, F.D. #26	300	300-FF-2	300	RCCC
300-61	300-61, 303B Building Steam Condensate, Miscellaneous Stream #444, Injection Well #12	300	300-FF-2	300	RCCC
300-62	300-62, 303C Building - Steam Condensate, Miscellaneous Stream #495	300	300-FF-2	300	RCCC
300-63	300-63, 305B Building Stormwater Runoff, Miscellaneous Stream #458	300	300-FF-2	300	RCCC
300-64	300-64, 303F Building Steam Condensate, Miscellaneous Stream #352	300	300-FF-2	300	RCCC
300-65	300-65, 303J Building - Steam Condensate Mud Leg (Part of 300 Main Supply), Miscellaneous Stream #266	300	300-FF-2	300	RCCC

Site Code	Site Names	Designated Area	Operable Unit	Geographical Zone	Post-Transition Contractor
300-66	300-66, 303J Building HVAC Condensate, Miscellaneous Stream #267	300	300-FF-2	300	RCCC
300-67	300-67, Steam Condensate from 300 Area Main Steam Header, Miscellaneous Stream #414	300	300-FF-2	300	RCCC
300-68	300-68, 305 Building - Steam Condensate, Miscellaneous Stream #451, Pit U23	300	300-FF-2	300	RCCC
300-69	300-69, 305 Building Steam Condensate, Miscellaneous Stream #415	300	300-FF-2	300	RCCC
300-7	300-7, Undocumented Solid Waste Burial Ground Adjacent to 618-8, Possible Early Burial Ground Site	300	300-FF-2	300	RCCC
300-70	300-70, 305 Building Steam Condensate, Miscellaneous Stream #416	300	300-FF-2	300	RCCC
300-71	300-71, 306E Building - HVAC Condensate, Miscellaneous Stream #454	300	300-FF-2	300	RCCC
300-72	300-72, 308 Building Stormwater Runoff, Miscellaneous Stream #404	300	300-FF-2	300	RCCC
300-73	300-73, 308 Building Stormwater Runoff, Miscellaneous Stream #405	300	300-FF-2	300	RCCC
300-74	300-74, 308 Building Stormwater Runoff, Miscellaneous Stream #406	300	300-FF-2	300	RCCC
300-75	300-75, 309 Building Stormwater Runoff and Chiller Water, Miscellaneous Stream #445, Injection Well #20	300	300-FF-2	300	RCCC
300-76	300-76, 306W Building Steam Condensate, Miscellaneous Stream #418	300	300-FF-2	300	RCCC
300-77	300-77, 309 Building Stormwater Runoff, Miscellaneous Stream #450	300	300-FF-2	300	RCCC
300-78	300-78, 300 Area Main Header Steam Trap (Southwest Corner of 313 Building), Miscellaneous Stream #331	300	300-FF-2	300	RCCC
300-79	300-79, 313 Building Stormwater Runoff, Miscellaneous Stream #457	300	300-FF-2	300	RCCC
300-8	300-8, Aluminum Recycle Storage Area, North of Railroad and North of 618-8, Aluminum Shavings Area	300	300-FF-2	300	RCCC
300-80	300-80, 314 Building Stormwater Runoff and Steam Condensate, Miscellaneous Stream #268	300	300-FF-2	300	RCCC

Site Code	Site Names	Designated Area	Operable Unit	Geographical Zone	Post-Transition Contractor
300-81	300-81, 321 Building Steam Condensate, Miscellaneous Stream #370	300	300-FF-2	300	RCCC
300-82	300-82, 321 Building Steam Condensate, Miscellaneous Stream #371	300	300-FF-2	300	RCCC
300-83	300-83, 321 Building Steam Condensate, Miscellaneous Stream #372	300	300-FF-2	300	RCCC
300-84	300-84, 321 Building Vent Valve on Water Line, Miscellaneous Stream #348	300	300-FF-2	300	RCCC
300-85	300-85, 323 Building Steam Valve Pit, Miscellaneous Stream #453	300	300-FF-2	300	RCCC
300-86	300-86, 300 Area South Parking Lot Stormwater Runoff, Miscellaneous Stream #524	300	300-FF-2	300	RCCC
300-87	300-87, 309 Building Stormwater Runoff, Miscellaneous Stream #679	300	300-FF-2	300	RCCC
300-88	300-88, 320 Building Irrigation Line Effluent, Miscellaneous Stream #626	300	300-FF-2	300	RCCC
300-89	300-89, 320 Building Irrigation Line Effluent, Miscellaneous Stream #627	300	300-FF-2	300	RCCC
300-9	300-9, Possible Early Burial Ground Sites North of RR and North of 618-8, Solid Waste Burial Ground	300	300-FF-2	300	RCCC
300-90	300-90, 320 Building Irrigation Line Effluent, Miscellaneous Stream #628	300	300-FF-2	300	RCCC
300-91	300-91, 320 Building, Miscellaneous Stream #350	300	300-FF-2	300	RCCC
300-92	300-92, 321 Building Stormwater Runoff, Miscellaneous Stream #680	300	300-FF-2	300	RCCC
300-93	300-93, 324 Building Stormwater Runoff, Miscellaneous Stream #354	300	300-FF-2	300	RCCC
300-94	300-94, 324 Building Stormwater Runoff, Miscellaneous Stream #711, 300-234	300	300-FF-2	300	RCCC
300-95	300-95, 324/336 Buildings Stormwater Runoff and Steam Condensate; Miscellaneous Stream #425	300	300-FF-2	300	RCCC
300-96	300-96, 325 Building Steam Condensate, Miscellaneous Stream #707	300	300-FF-2	300	RCCC
300-97	300-97, 325 Building Stormwater Runoff and Fire System Testing Water, Miscellaneous Stream #706	300	300-FF-2	300	RCCC

Site Code	Site Names	Designated Area	Operable Unit	Geographical Zone	Post-Transition Contractor
300-98	300-98, 325 Building South Stairwell Drain, Miscellaneous Stream #264, 300-229	300	300-FF-2	300	RCCC
300-99	300-99, 325 Building Nitrogen Tank Blowdown Miscellaneous Stream #265, Injection Well #399-3	300	300-FF-2	300	RCCC
303-K CWS	303-K CWS, 303-K Contaminated Waste Storage	300	300-FF-2	300	RCCC
303-M SA	303-M SA, 303-M Storage Area, 303-M Building Storage Area	300	300-FF-2	300	RCCC
303-M UOF	303-M UOF, 303-M Uranium Oxide Facility	300	300-FF-2	300	RCCC
304 CF	304 CF, 304 Concretion Facility	300	300-FF-2	300	RCCC
304 SA	304 SA, 304 Storage Area, 304 Building Storage Area	300	300-FF-2	300	RCCC
305-B SF	305-B SF, 305-B Storage Facility	300	300-FF-2	300	RCCC
307 RB	307 RB, 307 Retention Basins	300	300-FF-2	300	RCCC
309-TW-1	309-TW-1, 309-TW Tank #1, 309 Holdup Tanks	300	300-FF-2	300	RCCC
309-TW-2	309-TW-2, 309-TW Tank #2, 309 Holdup Tanks	300	300-FF-2	300	RCCC
309-TW-3	309-TW-3, 309-TW Tank #3, 309 Holdup Tank	300	300-FF-2	300	RCCC
309-WS-1	309-WS-1, 309 Plutonium Recycle Test Reactor Ion Exchanger Vault, Reactor Ion Exchange Pit, PRTR Ion Exchange Vault	300	300-FF-2	300	RCCC
309-WS-2	309-WS-2, Rupture Loop Ion Exchange Pit, Ion Exchange Vault, Rupture Loop Annex Ion Exchange Loop Vault, RLAI, PRTR Rupture Loop	300	300-FF-2	300	RCCC
309-WS-3	309-WS-3, 309 Brine Tank	300	300-FF-2	300	RCCC
311 MT1	311 MT1, 311 Methanol Tank 1, 311 Tank Farm Underground Methanol Tank #1, 311-1	300	300-FF-2	300	RCCC
311 MT2	311 MT2, 311 Methanol Tank 2, 311 Tank Farm Underground Methanol Tank #2, 311-2	300	300-FF-2	300	RCCC
311-TK-40	311-TK-40, 311 Neutralized Waste Tank 1	300	300-FF-2	300	RCCC
311-TK-50	311-TK-50, 311 Neutralized Waste Tank 2, 311 Neutralization Tank #2	300	300-FF-2	300	RCCC
313 CENTRIFUGE	313 CENTRIFUGE, 313 Centrifuge, 300 Area WATS	300	300-FF-2	300	RCCC
313 CRO	313 CRO, 313 Copper Remelt Operations, 313 Building Copper Remelt Operations	300	300-FF-2	300	RCCC
313 ESSP	313 ESSP, 313 East Side Storage Pad, 313 Building East Site Storage Pad	300	300-FF-2	300	RCCC

Site Code	Site Names	Designated Area	Operable Unit	Geographical Zone	Post-Transition Contractor
313 FP	313 FP, 313 Filter Press, 300 Area Waste Acid Treatment System	300	300-FF-2	300	RCCC
313 MT	313 MT, 313 Methanol Tank, 313 Building Underground Methanol Storage Tank	300	300-FF-2	300	RCCC
313 URO	313 URO, 313 Uranium Recovery Operations, Uranium Recovery Operations	300	300-FF-2	300	RCCC
313-TK-2	313-TK-2, 313 Waste Acid Neutralization Tank, 300 Area Waste Acid Treatment System	300	300-FF-2	300	RCCC
315 RSDF	315 RSDF, 315 Retired Sanitary Drain Field	300	300-FF-2	300	RCCC
316-1	316-1, South (old) Pond, 300 Area South Process Pond	300	300-FF-1	300	RCCC
316-2	316-2, North (new) Pond, 300 Area North Process Pond	300	300-FF-1	300	RCCC
316-3	316-3, 307 Disposal Trenches, Process Water Trenches	300	300-FF-2	300	RCCC
316-4	316-4, 321 Cribs, 300 North Cribs, 316-N-1, 616-4	600	300-FF-2	300	RCCC
316-5	316-5, 3904 Process Waste Trenches, 300 Area Process Trenches, 300 APT	300	300-FF-1	300	RCCC
323 TANK 1	323 Tank 1, 321 Building Underground Waste Tanks, 321 Tank Farm #3	300	300-FF-2	300	RCCC
323 TANK 2	323 Tank 2, 321 Building Underground Waste Tanks, 321 Tank Farm #3	300	300-FF-2	300	RCCC
323 TANK 3	323 Tank 3, 321 Building Underground Waste Tanks, 321 Tank Farm #3	300	300-FF-2	300	RCCC
323 TANK 4	323 Tank 4, 321 Building Underground Waste Tanks, 321 Tank Farm #3	300	300-FF-2	300	RCCC
325 WTF	325 WTF, 325 Waste Treatment Facility, 325 Hazardous Waste Treatment Units	300	300-FF-2	300	RCCC
331 LSLDF	331 LSLDF, 331 LSL Drain Field, 331 Life Sciences Laboratory Drainfield	300	300-FF-2	300	RCCC
331 LSLT1	331 LSLT1, 331 LSL Trench 1, 331 Life Sciences Laboratory Trench #1	300	300-FF-2	300	RCCC
331 LSLT2	331 LSLT2, 331 LSL Trench 2, 331 Life Sciences Laboratory Trench #2	300	300-FF-2	300	RCCC
331-C HWSA	331-C HWSA, 331-C Hazardous Waste Storage Area, 331-C Low Level Radioactive Storage Area	300	300-FF-2	300	RCCC
332 SF	332 SF, 332 Storage Facility, 332 Hazardous Waste Storage Area, 332 Interim Holding Facility. 332 Packaging Test Facility	300	300-FF-1	300	RCCC

Site Code	Site Names	Designated Area	Operable Unit	Geographical Zone	Post-Transition Contractor
333 ESHTSSA	333 ESHTSSA, 333 East Side Heat Treat Salt Storage Area	300	300-FF-2	300	RCCC
333 ESHWSA	333 ESHWSA, 333 East Side HWSA, 333 Building East Side Hazardous Waste Storage Area	300	300-FF-2	300	RCCC
333 LHWSA	333 LHWSA, 333 Laydown HWSA, 333 Laydown Hazardous Waste Storage Area	300	300-FF-2	300	RCCC
333 WSTF	333 WSTF, 333 West Side Tank Farm, 333 West Side Waste Oil Tank, 333 West Side Uranium Bearing Acid Tanks, 333 WSWOT	300	300-FF-2	300	RCCC
333-TK-11	333-TK-11, 333 West Side Storage Tank for Uranium Bearing Acid, 333 Chromium Treatment Tank 2	300	300-FF-2	300	RCCC
333-TK-7	333-TK-7, 333 West Side Storage Tank for Uranium Bearing Acid, 333 Chromium Treatment Tank 1	300	300-FF-2	300	RCCC
334 TFWAST	334 TFWAST, 334 Tank Farm Waste Acid Storage Tank, Tank 4	300	300-FF-2	300	RCCC
334-A-TK-B	334-A-TK-B, 334-A Waste Acid Storage Tank 1	300	300-FF-2	300	RCCC
334-A-TK-C	334-A-TK-C, 334-A Waste Acid Storage Tank 2	300	300-FF-2	300	RCCC
335 & 336 RSDF	335 & 336 RSDF, 335 & 336 Retired Sanitary Drain Field	300	300-FF-2	300	RCCC
340 CHWSA	340 CHWSA, 340 Complex HWSA, 340 Complex Hazardous Waste Storage Area	300	300-FF-2	300	RCCC
340 COMPLEX	340 COMPLEX, 340 Radioactive Liquid Waste Handling Facility	300	300-FF-2	300	RCCC
350 HWSA	350 HWSA, 350 Building Hazardous Waste Storage Area, 350-D Hazardous Waste Staging Area	300	300-FF-2	300	RCCC
3712 USSA	3712 USSA, 3712 Uranium Scrap Storage Area, 3712 Building Uranium Scrap Storage Area, 3712 Fuels Warehouse	300	300-FF-2	300	RCCC
3713	3713 PSHWSA, 3713 Paint Shop Hazardous Waste Satellite Area	300	300-FF-2	300	RCCC
3713	3713 SSHWSA, 3713 Sign Shop Hazardous Waste Satellite Area	300	300-FF-2	300	RCCC
3718-F BS	3718-F BS, 3718-F Burn Shed	300	300-FF-2	300	RCCC
3718-F SF	3718-F SF, 3718-F Storage Facility, 3718-F Alkali Metal Treatment Facility	300	300-FF-2	300	RCCC
3718-F TT1	3718-F TT1, 3718-F Treatment Tank 1	300	300-FF-2	300	RCCC
3718-F TT2	3718-F TT2, 3718-F Treatment Tank 2	300	300-FF-2	300	RCCC

Site Code	Site Names	Designated Area	Operable Unit	Geographical Zone	Post-Transition Contractor
3746-D SR	3746-D SR, 3746-D Silver Recovery, 3746-D Silver Recovery Process	300	300-FF-2	300	RCCC
400 FD10	400 FD10, 400 Area French Drain 10, 482A Building - T-58 Stormwater, Miscellaneous Stream #25, Injection Well #10	400	300-FF-2	FFTF Zone	PRC
400 FD10A	400 FD10A, 400 Area French Drain 10A, 482A Building -T-87 Stormwater, Miscellaneous Stream #24, Injection Well #10A	400	300-FF-2	FFTF Zone	PRC
400 FD1A	400 FD1A, 400 Area French Drain 1A, 4717 Reactor Service Building HVAC Condensate, Miscellaneous Stream #14, Injection Well #1A	400	300-FF-2	FFTF Zone	PRC
400 FD1B	400 FD1B, 400 Area French Drain 1B, 4703 Building (FFTF Control Building) HVAC Condensate, Miscellaneous Stream #15, Injection Well #1B	400	300-FF-2	FFTF Zone	PRC
400 FD2	400 FD2, 400 Area French Drain 2, 4621E Building HVAC Condensate and Stormwater, Miscellaneous Stream #16, Injection Well #02	400	300-FF-2	FFTF Zone	PRC
400 FD3	400 FD3, 400 Area French Drain 3, 408A East Dump Heat Exchanger Stormwater, Miscellaneous Stream #17, Injection Well #03	400	300-FF-2	FFTF Zone	PRC
400 FD4	400 FD4, 400 Area French Drain 4, 491E Heat Transport Building Stormwater and HVAC Condensate, Miscellaneous Stream #18	400	300-FF-2	FFTF Zone	PRC
400 FD5	400 FD5, 400 Area French Drain 5, 408 South Building Stormwater and Condensate, Miscellaneous Stream #19, Injection Well #05	400	300-FF-2	FFTF Zone	PRC
400 FD6	400 FD6, 400 Area French Drain 6, 408C West Dump Heat Exchanger Sump Stormwater, Miscellaneous Stream #20	400	300-FF-2	FFTF Zone	PRC
400 FD7	400 FD7, 400 Area French Drain 7, 4621W Auxiliary Equipment Building HVAC Condensate and Stormwater, Miscellaneous Stream #21, 453C Switch Gear Pad Stormwater, Miscellaneous Stream #27, Injection Well #07	400	300-FF-2	FFTF Zone	PRC
400 FD8	400 FD8, 400 Area French Drain 8, 4621W Auxiliary Equipment Building HVAC Condensate, Miscellaneous Stream #22, Injection Well #08	400	300-FF-2	FFTF Zone	PRC
400 FD9	400 FD9, 400 Area French Drain 9, 481 Pumphouse Sanitary Water and Salt Water, Miscellaneous Stream #23, Injection Well #09	400	300-FF-2	FFTF Zone	PRC

Site Code	Site Names	Designated Area	Operable Unit	Geographical Zone	Post-Transition Contractor
400 PPSS	400 PPSS, 400 Area Process Pond and Sewer System, 4904 Process Sewer System, 4904 Process Sewer Main, 4608 Percolation Pond, 4608B Control Structure and Process Sewer Sampling Site	400	300-FF-2	FFTF Zone	PRC
400 RFD	400 RFD, 400 Area Retired French Drains	400	300-FF-2	FFTF Zone	PRC
400 RSP	400 RSP, 400 Area Retired Sanitary Pond	400	300-FF-2	FFTF Zone	PRC
400 RST	400 RST, 400 Area Retired Septic Tanks	400	300-FF-2	FFTF Zone	PRC
400 SBT	400 SBT, 400 Area Sand Bottom Trench, 400 Area Retired Sand Bottom Trench, Cooling Tower Overflow Trench	400	300-FF-2	FFTF Zone	PRC
400 SS	400 SS, 400 Area Sanitary Sewer, 4608 Sanitary Sewer, 4608 SS	400	300-FF-2	FFTF Zone	PRC
400 STF	400 STF, 400 Area Sanitary Tile Field, 4608 Sanitary Tile Field, 4608 STF	400	300-FF-2	FFTF Zone	PRC
400-1	400-1, 400-1 Dump Site	400	300-FF-2	FFTF Zone	PRC
400-10	400-10, 400 FD11, 400 Area French Drain #11, 453B Switch Gear Pad Stormwater, Miscellaneous Stream #26, Injection Well #11	400	300-FF-2	FFTF Zone	PRC
400-11	400-11, 4607 SSL, 4607 Sanitary Sewer Lagoon, 400 Area Wetlands	400	300-FF-2	FFTF Zone	PRC
400-12	400-12, 4607 STF, 4607 Sanitary Tile Field, 4608A Sanitary Sewer Leaching Field, 4608A Leaching Field	400	300-FF-2	FFTF Zone	PRC
400-13	400-13, Waste Dumping Site (East of FFTF)	400	300-FF-2	FFTF Zone	PRC
400-14	400-14, Burn Pit (East of FFTF)	400	300-FF-2	FFTF Zone	PRC
400-15	400-15, Diesel Fuel Tank Fitting Leak	400	300-FF-2	FFTF Zone	PRC
400-16	400-16, 4831 Flammable Storage Facility, 4831 FSF	400	300-FF-2	FFTF Zone	PRC
400-17	400-17, Buried Construction Waste Area #1, Buried Construction Waste Area	400	300-FF-2	FFTF Zone	PRC
400-18	400-18, Buried Construction Waste Area #2, Buried Construction Waste Area	400	300-FF-2	FFTF Zone	PRC
400-19	400-19, Hazardous Waste Temporary Storage Facility, 400-30, 440 Building 90-Day Waste Accumulation Area	400	300-FF-2	FFTF Zone	PRC
400-2	400-2, Concrete Batch Plant	400	300-FF-2	FFTF Zone	PRC
400-20	400-20, Altitude Valve Pit T-58, Miscellaneous Stream #31	400	300-FF-2	FFTF Zone	PRC
400-21	400-21, Altitude Valve Pit T-87, Miscellaneous Stream #32	400	300-FF-2	FFTF Zone	PRC
400-22	400-22, Altitude Valve Pit T-330 French Drain, Miscellaneous Stream #30	400	300-FF-2	FFTF Zone	PRC

Site Code	Site Names	Designated Area	Operable Unit	Geographical Zone	Post-Transition Contractor
400-23	400-23, Well Pump P-14 French Drain, Miscellaneous Stream #34, 480-A Pump House French Drain	400	300-FF-2	FFTF Zone	PRC
400-24	400-24, Well Pump P-15 French Drain, Miscellaneous Stream #35	400	300-FF-2	FFTF Zone	PRC
400-25	400-25, Well Pump P-16 French Drain, Miscellaneous Stream #36	400	300-FF-2	FFTF Zone	PRC
400-26	400-26, 451-A Substation and B/N Plant French Drain	400	300-FF-2	FFTF Zone	PRC
400-28	400-28, FFTF Dichlorodifluoromethane Releases	400	300-FF-2	FFTF Zone	PRC
400-29	400-29, FFTF PCB Containing Transformers (See Subsites)	400	300-FF-2	FFTF Zone	PRC
400-3	400-3, 400 DT, 400 Area Drainage Trench, 400 Area Storm Drain Outfall Trench, Miscellaneous Stream #732	400	300-FF-2	FFTF Zone	PRC
400-31	400-31, Sodium Storage Facility, 402 Building	400	300-FF-2	FFTF Zone	PRC
400-32	400-32, U.G. Drywell - North, Construction Dry Well	400	300-FF-2	FFTF Zone	PRC
400-33	400-33, U.G. Drywell - South, Construction Dry Well	400	300-FF-2	FFTF Zone	PRC
400-34	400-34, Northwest Surface Water Drainage Ditch, Miscellaneous Stream #733	400	300-FF-2	FFTF Zone	PRC
400-35	400-35, Southwest Surface Water Drainage Ditch, Miscellaneous Stream #734	400	300-FF-2	FFTF Zone	PRC
400-36	400-36, 4843 Building Temporary Transfer Station, Sanitary Waste Check Station, 4843 Waste Inspection Facility	400	300-FF-2	FFTF Zone	PRC
400-37	400-37, Fuel Oil Tank South of 4732-B	400	300-FF-2	FFTF Zone	RCCC
400-38	400-38, Fuel Oil Tank East of 4722-A Building Pad	400	300-FF-2	FFTF Zone	RCCC
400-39	400-39, 400 Area Bioremediation Pad, 400 Area Soil Cell	400	300-FF-2	FFTF Zone	PRC
400-4	400-4, Suspected Burial Ground (East of FFTF)	400	300-FF-2	FFTF Zone	PRC
400-5	400-5, Septic Tank or Cistern	400	300-FF-2	FFTF Zone	PRC
400-6	400-6, Material Dumping Area (North of FFTF), Material Dumping Area and Building Foundation	400	300-FF-2	FFTF Zone	PRC
400-7	400-7, 4607 SSST, 4607 Sanitary Sewer Septic Tank, 4607 SS, 4607 Sanitary Sewer	400	300-FF-2	FFTF Zone	PRC
400-8	400-8, Construction Material Dumping Area (North of FFTF)	400	300-FF-2	FFTF Zone	PRC
400-9	400-9, 400 RPSSTP, 400 Area Retired Portable Sanitary Sewer Treatment Plant	400	300-FF-2	FFTF Zone	PRC
403 FD	403 FD, Discharge point from the 403 Building, 403 French Drain, 400 Area French Drain Discharge from 403, 400 Area Drain Discharge from 403, Miscellaneous Stream #37	400	300-FF-2	FFTF Zone	PRC

Site Code	Site Names	Designated Area	Operable Unit	Geographical Zone	Post-Transition Contractor
427 HWSA	427 HWSA, 427 Building Fuel Cycle Plant Hazardous Waste Storage Area, 427 Building Fuels and Materials Exam. Facility HWSA	400	300-FF-2	FFTF Zone	PRC
437 MASF	437 MASF, 400 Area Maintenance and Storage Facility, 437 Maintenance and Storage Facility (See Subsites)	400	300-FF-2	FFTF Zone	PRC
4713-B FD	4713-B FD, 4713-B French Drain, Miscellaneous Stream #33	400	300-FF-2	FFTF Zone	PRC
4713-B HWSA	4713-B HWSA, 4713-B Hazardous Waste Storage Area	400	300-FF-2	FFTF Zone	PRC
4713-B LDFD	4713-B LDFD, 4713-B Loading Dock French Drain, Miscellaneous Stream #469	400	300-FF-2	FFTF Zone	PRC
4721 FD	4721 FD, 4721 French Drain, 400 Area French Drain Discharge from 4721 Building, Miscellaneous Stream #28	400	300-FF-2	FFTF Zone	PRC
4722 PSHWSA	4722 PSHWSA, 4722 Paint Shop HWSA, 4722 Paint Shop Hazardous Waste Storage Area, 4722-C Hazardous Waste Storage Area	400	300-FF-2	FFTF Zone	PRC
4722-B FD	4722-B FD, 4722-B French Drain	400	300-FF-2	FFTF Zone	PRC
4722-C FD	4722-C FD, 4722-C French Drain, French Drain South of 4722-C, Miscellaneous Stream #29	400	300-FF-2	FFTF Zone	PRC
4831 LHWSA	4831 LHWSA, 4831 Laydown HWSA, 4831 Laydown Hazardous Waste Storage Area, 4831 Flammable Storage Facility	400	300-FF-2	FFTF Zone	PRC
4843	4843, 4843 Building, 4843 Alkali Metal Storage Facility, 4843 AMSF, 4843 FFTF Sodium Storage, 4843 Laydown Area Warehouse	400	300-FF-2	FFTF Zone	PRC
600 BPHWSA	600 BPHWSA, 600 Area Batch Plant HWSA, Hazardous Waste Storage Area (607 Batch Plant)	600	200-SW-1	600	PRC
600 CL	600 CL, 600 Area Central Landfill, Central Landfill, Central Waste Landfill, CWL, Solid Waste Landfill, SWL, 671 Facility	600	200-SW-1	NRDWL/BC Control Zone	PRC
600 ESHWSA	600 ESHWSA, 600 Area Exploratory Shaft HWSA, 600 Area Exploratory Shaft Hazardous Waste Storage Area, Hazardous Waste Storage Area (Exploratory Shaft)	600	200-SW-1	600	PRC
600 ESST	600 ESST, 600 Area Exploratory Shaft Septic Tank, Septic Tank - Exploratory Shaft	600	200-ST-1	600	PRC
600 NRDWL	600 NRDWL, 600 Area Nonradioactive Dangerous Waste Landfill, NRDW Landfill, Nonradioactive Dangerous Waste Landfill (Central Landfill), NRDWL	600	200-SW-1	NRDWL/BC Control Zone	PRC

Site Code	Site Names	Designated Area	Operable Unit	Geographical Zone	Post-Transition Contractor
600 NSTFST	600 NSTFST, 600 Area Near Surface Test Facility Septic Tank, Septic Tank, Near Surface Test Facility	600	200-ST-1	600	PRC
600 NSTFUT	600 NSTFUT, 600 Area Near Surface Test Facility Underground Tank, Underground Tank, Near Surface Test Facility	600	200-ST-1	600	PRC
600 OCL	600 OCL, 600 Area Original Central Landfill, Original CLF	600	200-SW-1	600	PRC
600-1	600-1, Westinghouse Debris Pit	600	300-FF-2	600	RCCC
600-10	600-10, MIL - H-12C, Battery B Nike Missile Control Center	600	100-IU-3	600	RCCC
600-100	600-100, White Bluffs Landfill, White Bluffs City Landfill, WBL, White Bluffs City Dump, 600-119	600	100-IU-2	600	RCCC
600-101	600-101, RRCWP, Riverland Railroad Car Wash Pit	600	100-IU-1	600	RCCC
600-102	600-102, 600 AMBS, 600 Area Army Munitions Burial Site	600	100-IU-1	600	RCCC
600-104	600-104, USBR, USBR 2,4-D Burial Site, USBR-2.4-D	600	100-IU-3	600	RCCC
600-105	600-105, SDBDL, Sodium Dichromate Barrel Disposal Landfill	600	100-IU-4	600	RCCC
600-106	600-106, WBPAC, White Bluffs Pickling Acid Cribs, White Bluff Pickling Acid Cribs	600	100-IU-5	600	RCCC
600-107	600-107, 213-J&K Cribs, Gable Mountain Plutonium Storage Vault Cribs, 213-J & K Cribs	600	100-IU-6	600	RCCC
600-108	600-108, 213-K Vault, 213-J&K Storage Facility (SF), 218-E-16, 213-J & K Magazine Waste Storage Cavern	600	100-IU-6	600	RCCC
600-109	600-109, HTCL, Hanford Trailer Camp Landfill	600	100-IU-6	600	RCCC
600-11	600-11, MIL - H-81R	600	100-IU-3	600	RCCC
600-110	600-110, HTL, Hanford Townsite Landfill	600	100-IU-6	600	RCCC
600-111	600-111, P-11 Critical Mass Laboratory Crib	600	100-IU-6	600	RCCC
600-112	600-112, 6652-C SSLAST, 6652-C SSL Active Septic Tank, 6652-C Space Science Laboratory Active Septic Tank	600	1100-IU-1	600	MSC
600-113	600-113, 6652-C SSLIST, 6652-C SSL Inactive Septic Tank, 6652-C Space Science Laboratory Inactive Septic Tank	600	1100-IU-1	600	PRC
600-114	600-114, 6652-G ALEFSBST, 6652-G ALE Field Storage Building Septic Tank, 6607-14, 6607-14B	600	1100-IU-1	600	PRC
600-115	600-115, 6652-I ALEHST, 6652-I ALE Headquarters Septic Tank, 6652-I Arid Lands Ecology (ALE) Headquarters Septic Tank, 6607-14	600	1100-IU-1	300	PRC
600-116	600-116, RMNMB, Rattlesnake Mountain Nike Missile Base	600	1100-IU-1	600	PRC
600-117	600-117, 300 Area Treated Effluent Disposal Facility (TEDF), 310 Building (See Subsites)	300	300-FF-2	300	RCCC

Site Code	Site Names	Designated Area	Operable Unit	Geographical Zone	Post-Transition Contractor
600-118	600-118, Hot Spot Northwest of Gable Mountain Pond, Contaminated Soil Northwest of Gable Mountain Pond	600	200-CW-1	600	PRC
600-12	600-12, MIL - H-83C, Battery C Control Center	600	100-IU-3	600	RCCC
600-120	600-120, White Bluffs Spare Parts Burn Pit, Spare Parts Burn Pit	600	100-IU-2	600	RCCC
600-121	600-121, White Bluffs Coal Ash Piles, Coal Ash Piles	600	100-IU-2	600	RCCC
600-122	600-122, White Bluffs Large Fenced Depression	600	100-IU-2	600	RCCC
600-123	600-123, White Bluffs Farm Site, Farm Site	600	100-IU-2	600	RCCC
600-124	600-124, White Bluffs Burn Site and Paint Disposal Area, Burn Site and Paint Disposal Area	600	100-IU-2	600	RCCC
600-125	600-125, White Bluffs Waste Disposal Trench 1, Waste Disposal Trenches	600	100-IU-2	600	RCCC
600-126	600-126, White Bluffs Small Subsidence, Small Subsidence	600	100-IU-2	600	RCCC
600-127	600-127, White Bluffs Loading Docks and Fuel Storage Area, Fuel Storage Area	600	100-IU-2	600	RCCC
600-128	600-128, White Bluffs Oil and Oil Filter Dump Site, Oil and Oil Filter Dump Site	600	100-IU-2	600	RCCC
600-129	600-129, White Bluffs Pre-MED Community Dump Site 1, Pre-MED White Bluffs Community Dump Site (Oil Can Site)	600	100-IU-2	600	RCCC
600-13	600-13, MIL - H-83L, Battery "C" Launch Site, PSN 80	600	100-IU-3	600	RCCC
600-130	600-130, American Pipe Company Facilities, Stephensen's Cement Pipe Factory	600	100-IU-2	600	RCCC
600-131	600-131, White Bluffs Water Station and Special Fabrication Shops and Warehouse, Special Fabrication Shop and Warehouse	600	100-IU-2	600	RCCC
600-132	600-132, White Bluffs Construction Contractor Shop Landfill, Construction Contractor Shop Landfill	600	100-IU-2	600	RCCC
600-135	600-135, White Bluffs Spare Parts Machine Shop Landfill and Pit, Spare Parts Machine Shop Landfill, Horseshoe Pit	600	100-IU-2	600	RCCC
600-136	600-136, White Bluffs Insulation Warehouses, Insulation Warehouses	600	100-IU-2	600	RCCC
600-138	600-138, White Bluffs Fumigation Building, Fumigation Chamber Building	600	100-IU-2	600	RCCC
600-139	600-139, White Bluffs Automotive Repair Shop and Associated Waste Sites, Automotive Repair Shop	600	100-IU-2	600	RCCC
600-14	600-14, MIL - PSN 01	600	100-IU-3	600	RCCC
600-140	600-140, Gunny Sacks south of H-70 Antiaircraft Site	600	100-IU-1	600	RCCC

Site Code	Site Names	Designated Area	Operable Unit	Geographical Zone	Post-Transition Contractor
600-141	600-141, Barrels South of H-70 Antiaircraft Site	600	100-IU-1	600	RCCC
600-142	600-142, Car Body at McGee Ranch Fish Farm	600	100-IU-1	600	RCCC
600-143	600-143, Car body at Ford Well	600	100-IU-1	600	RCCC
600-144	600-144, Car Body near top of Umptanum Ridge	600	100-IU-1	600	RCCC
600-146	600-146, Steel Structure on Northwest Side of Gable Mountain	600	200-SW-1	600	PRC
600-147	600-147, Wood Shack (Northwest of Gable Mountain)	600	200-IU-2	600	PRC
600-148	600-148, ERDF, Environmental Restoration Disposal Facility	600	200-IU-5	600	RCCC
600-149	600-149, Small Arms Range, Rifle and Pistol Range, 661 Complex, 600-54	600	100-IU-6	600	RCCC
600-15	600-15, MIL - PSN 04	600	100-IU-3	600	RCCC
600-151	600-151, Dumping Areas 50 yards and 200 yards Downstream of River Mile 14, Military installation NW of 100H Area	600	100-HR-2	600	RCCC
600-152	600-152, Military Septic Tanks	600	100-HR-2	600	RCCC
600-153	600-153, Dumping Area Between River Mile Markers 29 and 30	600	100-IU-6	600	RCCC
600-154	600-154, Remains of Windmill, RCRA General Inspection HIRIV-FY96 Item #6	600	100-IU-3	600	RCCC
600-155	600-155, Dumping Area Upstream of River Mile Marker 35 Identified During RCRA General Inspection #HIRIV-FY96 Item #7	600	300-FF-2	600	RCCC
600-156	600-156, Construction Debris Dump Site	600	200-BP-11	600	PRC
600-157	600-157, White Bluffs Concrete Foundation Pads	600	100-IU-2	600	RCCC
600-158	600-158, White Bluffs Ground Storage Tank and Booster Pump Station	600	100-IU-2	600	RCCC
600-159	600-159, White Bluffs Bank Well	600	100-IU-2	600	RCCC
600-16	600-16, MIL - PSN 07/10, PSN 10, H-07-H, Base Camp 500	600	100-IU-3	600	RCCC
600-160	600-160, White Bluffs Irrigation Debris	600	100-IU-2	600	RCCC
600-161	600-161, White Bluffs Plumbing Debris	600	100-IU-2	600	RCCC
600-162	600-162, White Bluffs Pipe Debris and Bucket of Lead	600	100-IU-2	600	RCCC
600-163	600-163, White Bluffs Pipe Testing Shop	600	100-IU-2	600	RCCC
600-164	600-164, White Bluffs Earth Berm and Trench	600	100-IU-2	600	RCCC
600-165	600-165, White Bluffs Valve Box	600	100-IU-2	600	RCCC
600-166	600-166, White Bluffs Subsidence	600	100-IU-2	600	RCCC
600-167	600-167, White Bluffs Cistern	600	100-IU-2	600	RCCC
600-168	600-168, Buckholdt Ranch Toilet Pits, Herriford Ranch Toilet Pits	600	100-IU-6	600	RCCC
600-169	600-169, Hanford Construction Camp Trenches	600	100-IU-6	600	RCCC

Site Code	Site Names	Designated Area	Operable Unit	Geographical Zone	Post-Transition Contractor
600-17	600-17, MIL - PSN 12/14 Site and Military Dump, Tent Camp 505, PSN 12, H-14	600	100-IU-3	600	RCCC
600-170	600-170, White Bluffs Subsurface Concrete Structure	600	100-IU-2	600	RCCC
600-171	600-171, White Bluffs Townsite (See Subsites)	600	100-IU-2	600	RCCC
600-172	600-172, White Bluffs French Drain or Dry Well	600	100-IU-2	600	RCCC
600-173	600-173, White Bluffs Domestic Debris Dump and Building Foundations	600	100-IU-2	600	RCCC
600-174	600-174, White Bluffs French Drain	600	100-IU-2	600	RCCC
600-175	600-175, Original Priest Rapids Ice House Drain Field	600	100-IU-2	600	RCCC
600-176	600-176, White Bluffs Paint Disposal Area	600	100-IU-2	600	RCCC
600-177	600-177, White Bluffs Pipe Bender and Equipment Dumping Area	600	100-IU-2	600	RCCC
600-178	600-178, 213-J and 213-K Guard House Toilet Pit	600	100-IU-6	600	RCCC
600-179	600-179, Priest Rapids Ice House	600	100-IU-2	600	RCCC
600-18	600-18, MIL - PSN 72/82, PSN 72, H-82, Tent Camp 515	600	100-IU-3	600	RCCC
600-180	600-180, White Bluffs Suspect Automotive Repair Shop	600	100-IU-2	600	RCCC
600-181	600-181, White Bluffs Oil Dump	600	100-IU-2	600	RCCC
600-182	600-182, White Bluffs Asbestos Pipe Lagging and Excess Piping	600	100-IU-2	600	RCCC
600-183	600-183, White Bluffs Burn Pile and Debris	600	100-IU-2	600	RCCC
600-184	600-184, White Bluffs Townsite Septic System	600	100-IU-2	600	RCCC
600-185	600-185, Hanford Construction Camp Honey Dump Site	600	100-IU-6	600	RCCC
600-186	600-186, Hanford Construction Camp Septic Tanks and Sewage Treatment Plants	600	100-IU-6	600	RCCC
600-187	600-187, West Lake Honey Dump Station	600	200-IU-6	600	PRC
600-188	600-188, White Bluffs Waste Disposal Trench 2	600	100-IU-2	600	RCCC
600-189	600-189, White Bluffs Warehouse Facility French Drains, 100-H-23	600	100-IU-2	600	RCCC
600-19	600-19, MIL - PSN 90, H-90, Base Camp 410	600	100-IU-3	600	RCCC
600-190	600-190, White Bluffs Warehouse Tar and/or Paint Disposal Area	600	100-IU-2	600	RCCC
600-191	600-191, White Bluffs Pre-MED Community Dump Site 2	600	100-IU-2	600	RCCC
600-192	600-192, Hanford Construction Camp Fumigation Chamber	600	100-IU-6	600	RCCC
600-193	600-193, White Bluffs Gas Station	600	100-IU-2	600	RCCC
600-194	600-194, White Bluffs Main Pipe Fabrication Shop, Main Pipe Fabrication and Blacksmith Shop	600	100-IU-2	600	RCCC
600-195	600-195, White Bluffs Townsite Electrical Substation	600	100-IU-2	600	RCCC
600-196	600-196, White Bluffs Farm Dump Site and Partially Backfilled Pit	600	100-IU-2	600	RCCC

Site Code	Site Names	Designated Area	Operable Unit	Geographical Zone	Post-Transition Contractor
600-198	600-198, White Bluffs River Bank Concrete Structure, RCRA General Inspection LORIVFY96 Item #2	600	100-IU-2	600	RCCC
600-199	600-199, White Bluffs Ash Covered Concrete Pad	600	100-IU-2	600	RCCC
600-2	600-2, Army Landfill	600	1100-EM-1	600	PRC
600-20	600-20, Tank Cleaning Site, 615 Hot Mix Plant For Road Materials	600	100-IU-6	600	RCCC
600-200	600-200, Priest Rapids Ice House Septic Tank	600	100-IU-2	600	RCCC
600-201	600-201, White Bluffs Paint and Solid Waste Disposal Site	600	100-IU-2	600	RCCC
600-202	600-202, Hanford Townsite Four Burn and Burial Pits	600	100-IU-6	600	RCCC
600-203	600-203, White Bluffs French Drains	600	100-IU-2	600	RCCC
600-204	600-204, Hanford Townsite Burn and Burial Trench	600	100-IU-6	600	RCCC
600-205	600-205, Hanford Townsite Landfill 2	600	100-IU-6	600	RCCC
600-206	600-206, 101 Building Graphite Dump Site	600	100-IU-6	600	RCCC
600-207	600-207, Hanford Construction Camp Powerhouse Ash Pile	600	100-IU-6	600	RCCC
600-208	600-208, Hanford Construction Camp Boiler House Ponds	600	100-IU-6	600	RCCC
600-209	600-209, White Bluffs Excess Railroad Tie Materials	600	100-IU-2	600	RCCC
600-210	600-210, 300 Area TEDF Outfall	600	300-FF-2	600	RCCC
600-211	600-211, State Approved Land Disposal Site, SALDS, 616A, 616-A	600	200-NO-1	600	PRC
600-212	600-212, Relocatable Latrine Facility Holding Tank System	600	200-ST-1	600	MSC
600-213	600-213, Hanford Airport Underground Fuel Storage Tanks	600	100-IU-6	600	RCCC
600-214	600-214, 600 Area Purgewater Storage and Treatment Facility, MODU-Tanks, 600-PSTF	600	200-BP-11	600	PRC
600-215	600-215, 6265A 90-Day Waste Accumulation Area	600	200-MW-1	600	PRC
600-216	600-216, 600-48, H-61-H Anti-Aircraft Artillery Site Building Foundations	600	200-IU-1	600	PRC
600-217	600-217, H-61-H Anti-Aircraft Artillery Site Sewer System	600	200-ST-1	600	PRC
600-218	600-218, H-61-H Anti-Aircraft Artillery Site Dumping Area	600	200-SW-1	600	PRC
600-219	600-219, H-61-R Radar Site	600	200-IU-1	600	PRC
600-22	600-22, UFO Landing Site	600	300-FF-2	600	RCCC
600-220	600-220, H-51 Anti-Aircraft Artillery Site Dumping Area	600	200-SW-1	600	PRC
600-222	600-222, H-60 Gun Site	600	200-SW-1	600	PRC
600-223	600-223, Military Camp South of 200W, H-50 Gun Site Pit	600	200-SW-1	600	PRC
600-224	600-224 Military Camp South of 200W, H-50 Gun Site Septic System	600	200-IU-1	600	PRC
600-226	600-226, Gun Site H-42 Dumping Area	600	200-SW-1	600	PRC
600-227	600-227, H-40 Gun Site Building Foundations	600	200-IU-3	600	PRC

Site Code	Site Names	Designated Area	Operable Unit	Geographical Zone	Post-Transition Contractor
600-228	600-228, H-40 Gun Site Dumping Area	600	200-SW-1	NRDWL/BC Control Zone	PRC
600-229	600-229, RCRA General Inspection 200WFY97 Item #21 Historic Disposal Site, Dumping Area Near White Bluffs Ferry Landing (East Side)	600	100-IU-3	600	RCCC
600-23	600-23, Dumping Area Within Gravel Pit #11, Pit 11	600	100-IU-6	600	RCCC
600-230	600-230, RCRA General Inspection 200WFY97 Item #4 Historic Disposal Site	600	100-BC-1	600	RCCC
600-231	600-231, RCRA General Inspection 200WFY97 Item #5 Historic Disposal Site	600	100-BC-1	600	RCCC
600-232	600-232, 100B Electrical Laydown Area	600	100-BC-2	600	RCCC
600-233	600-233, Vertical Pipe Near 100B Electrical Laydown Area	600	100-BC-2	600	RCCC
600-234	600-234, RCRA General Inspection 200WFY97 Item #11 Historic Disposal Site	600	100-IU-2	600	RCCC
600-235	600-235, Buried Lead Sheathed Telephone Cables	600	NONE	600	PRC
600-236	600-236, Soilcell 607 Site; Petroleum Contaminated Soil, Bioremediation site	600	200-SW-1	600	PRC
600-237	600-237, Gable Pond (216-A-25) North and South Borrow Pits	600	200-CW-1	600	PRC
600-239	600-239, Debris in Pit 16, Hanford Aggregate Pit Debris, 615 Hot Mix Plant Debris	600	100-IU-6	600	PRC
600-24	600-24, West P-11, H-21 Anti-Aircraft Artillery Compound and Dump Site	600	100-IU-6	600	RCCC
600-240	600-240, Debris in Pit 17, Hanford Aggregate Pit Debris, 615 Hot Mix Plant Debris	600	100-IU-6	600	RCCC
600-243	600-243, Petroleum Contaminated Soil Bioremediation Pad, Bioremediation Pad inside Gravel Pit #6, Pit 6, Oil Contaminated Soil	600	300-FF-2	600	RCCC
600-244	600-244, Gravel Pit #6, Pit 6	600	300-FF-2	600	RCCC
600-245	600-245, Gravel Pit #8, Pit 8	600	300-FF-2	600	RCCC
600-246	600-246, Gravel Pit #9, Inert/Demolition Waste Landfill, Pit 9	600	300-FF-2	600	RCCC
600-247	600-247, Gravel Pit #10, Inert Landfill, Pit 10	600	300-FF-2	600	RCCC
600-248	600-248, Gravel Pit #11, Pit 11	600	300-FF-2	600	RCCC
600-249	600-249, Debris Within Gravel Pit 6	600	300-FF-2	600	RCCC
600-25	600-25, Susie Junction	600	200-SW-2	600	PRC

Site Code	Site Names	Designated Area	Operable Unit	Geographical Zone	Post-Transition Contractor
600-250	600-250, Metal Debris from RCRA General Inspection #LORIVFY97 Item #4	600	100-IU-6	600	RCCC
600-251	600-251, Steel Pipe from RCRA General Inspection #LORIVFY97 Item #6	600	100-IU-6	600	RCCC
600-252	600-252, Old Tank from RCRA General Inspection #LORIVFY97 Item #8	600	100-BC-2	600	RCCC
600-253	600-253, Gravel Pit #24, Pit 24	600	100-BC-1	600	RCCC
600-254	600-254, Abandoned 251-W Substation Mineral Oil Underground Pipelines	600	200-MW-1	600	PRC
600-255	600-255, 300 Area Stormwater Percolation Pond	600	300-FF-2	600	RCCC
600-256	600-256, Atmospheric Dispersion Modeling Towers, Ethylene Glycol Release	600	200-UR-1	600	PRC
600-257	600-257, 213-J Vault, 213-J&K Storage Facility, 213-J Magazine Waste Storage Cavern	600	100-IU-6	600	RCCC
600-258	600-258, RCRA General Inspection Summary Sheet HIRIVFY99, Item #1	600	100-HR-2	600	RCCC
600-259	600-259, Special Waste Form Lysimeter, Grout Waste Test Lysimeter, Inactive Lysimeter Site East End, Special Waste Form Lysimeter, Grout Waste Test Lysimeter (See Subsites)	600	300-FF-2	600	RCCC
600-26	600-26, Hanford Townsite Burn Pile	600	100-IU-6	600	RCCC
600-260	600-260, Roped Off Area Near Meteorological Tower	600	200-UR-1	600	PRC
600-261	600-261, Standard Gauge Railroad Track, 601 Structures	600	NONE	600	PRC
600-262	600-262, West Lake Test Crib	600	200-UR-1	600	PRC
600-263	600-263, Pile of Cans and White Powder	600	100-IU-2	600	RCCC
600-264	600-264, Abandoned Oil Drum	600	100-BC-1	600	RCCC
600-265	600-265, Unidentified Pipes Near the 618-10 Burial Ground	600	300-FF-2	600	RCCC
600-266	600-266, Trash Dump West of Gate 117A	600	200-SW-1	600	PRC
600-267	600-267, Weather Station 90 Day Storage Pad	600	200-MW-1	600	PRC
600-268	600-268, 200 East Pipe Yard Drum Accumulation Area, Pipe Laydown Yard Accumulation Area	600	200-SW-2	600	PRC
600-269	600-269, Cross Site Transfer Line Replacement, New Cross-Site Transfer Line, Lines 3150 and 3160	600	200-IS-1	600	TOC
600-27	600-27, Well DC-6, Well 699-50-18C, 6-54-18A, A8855; 6-54-18B, A8856; 6-54-18C, A8857; 6-54-18D, A58858, Water Supply Valve Pits, Foundations and Dumping Area	600	100-IU-6	600	RCCC

Site Code	Site Names	Designated Area	Operable Unit	Geographical Zone	Post-Transition Contractor
600-270	600-270, Horseshoe Landfill, Nike Missile Base	600	1100-IU-1	600	RCCC
600-271	600-271, Nike Missile Base Landfill	600	1100-IU-1	600	RCCC
600-272	600-272, Petroleum-Contaminated Borehole, Well 699-43-2	600	100-IU-6	600	PRC
600-273	600-273, Pile of Red Material at Riverland	600	100-IU-1	600	RCCC
600-274	600-274, 2,4-D Can Site at McGee Ranch, Riverland	600	100-IU-1	600	RCCC
600-275	600-275, 218-W-14, Igloo Site, Army Ammo Site, Regulated Storage Area	600	200-UR-1	600	PRC
600-276	600-276, Hanford Geotechnical Engineering and Development Facility, GEDF, Cold Test Facility, Little Egypt	600	300-FF-2	600	PRC
600-278	600-278, Bioremediation Pad Within Gravel Pit 9, Oil Contaminated Soil	600	300-FF-2	600	RCCC
600-279	600-279, Vegetation Free Area Between White Bluffs and 100F	600	100-IU-2	600	RCCC
600-28	600-28, Rattlesnake Construction Dump	600	1100-IU-1	600	RCCC
600-280	600-280, Hardened Tar Site	600	100-IU-6	600	RCCC
600-281	600-281, Scattered Debris South of Army Loop Road	600	200-SW-1	600	PRC
600-282	600-282, Wood and Coal Debris Piles	600	TBD	600	PRC
600-283	600-283, Buried Equipment in Gravel Pit 11	600	TBD	600	PRC
600-29	600-29, 100-K Construction Lay-down Area, 100-K-41	600	100-KR-2	600	RCCC
600-3	600-3, Hanford Townsite Excess Material Storage Yard/Paint Pit	600	100-IU-6	600	RCCC
600-30	600-30, 100-DR Construction Lay-down Area	600	100-DR-2	600	RCCC
600-31	600-31, 100-F Area Bottle Disposal Site	600	100-FR-2	600	RCCC
600-32	600-32, N Area Landfill	600	100-NR-1	600	RCCC
600-33	600-33, 105-C Reactor Test Loop Burial Site	600	100-BC-2	600	RCCC
600-34	600-34, 100-B Baled Tumbleweed Disposal Site	600	100-BC-1	600	RCCC
600-35	600-35	600	100-NR-1	600	RCCC
600-36	600-36, Ethel Railroad Siding (Burn Pit)	600	200-SW-1	600	PRC
600-37	600-37, Browns Wells, Johnson's Wells	600	200-UR-1	600	PRC
600-38	600-38, Railroad Siding Susie, 600-25, Susie Junction	600	200-SW-1	600	PRC
600-39	600-39, Military Camp South of 200W, H-50 Gun Site Building Foundations and Ammunition Storage	600	200-IU-1	600	PRC
600-4	600-4, Howitzer Site	600	100-KR-2	600	PRC
600-40	600-40, West of West Lake Dumping Area	600	200-SW-1	600	PRC
600-41	600-41, H 70 Anti-Aircraft Artillery (AAA) Site	600	100-IU-1	600	RCCC
600-42	600-42, H 71 Anti-Aircraft Artillery (AAA) Site	600	100-IU-1	600	RCCC
600-43	600-43, McGee Fish Farm	600	100-IU-1	600	RCCC

Site Code	Site Names	Designated Area	Operable Unit	Geographical Zone	Post-Transition Contractor
600-44	600-44, Herbicide/Pesticide Empty Container Pile, Enyert Well Empty Pesticide Container Dump, 600-68	600	100-IU-1	600	RCCC
600-45	600-45, Transite and Metal Debris Pile	600	100-IU-1	600	RCCC
600-46	600-46, Cutup Oil Dump	600	300-FF-2	600	RCCC
600-47	600-47, Dumping Area North of 300-FF-1	600	300-FF-2	600	RCCC
600-49	600-49, H-42 Gun Site Building Foundations and Ammunition Storage	600	200-IU-3	600	PRC
600-5	600-5, White Bluffs Waste Oil Dump, Asphalt Heliport	600	100-IU-2	600	RCCC
600-50	600-50, Hanford Construction Camp Coal Yard	600	100-IU-6	600	RCCC
600-51	600-51, Chemical Dump, Pile of White Powder	600	200-SW-1	600	PRC
600-52	600-52, White Bluffs Surface Basin	600	100-IU-2	600	RCCC
600-53	600-53, H-51 Anti-Aircraft Artillery Site Building Foundations	600	200-IU-1	600	PRC
600-55	600-55, Paved Area and Collapsed Structure	600	100-KR-2	600	PRC
600-56	600-56, Pre-Hanford Farm Site, Undocumented Solid Waste Site	600	100-BC-1	600	RCCC
600-58	600-58, H.J. Ashe Substation Oil/Water Separator & Drywells, BPA SWMU #13	600	300-FF-2	600	RCCC
600-59	600-59, H.J. Ashe Substation Storage Area, BPA SWMU #12, Generator Storage Area Sump	600	300-FF-2	600	RCCC
600-6	600-6, MIL - H-12-L, Battery B Nike Missile Launch Site	600	100-IU-3	600	RCCC
600-60	600-60, H.J. Ashe Substation Switchyard Facility	600	300-FF-2	600	RCCC
600-61	600-61, White Bluffs Substation	600	NONE	600	PRC
600-62	600-62, Benton Switch Substation Releases	600	300-FF-2	600	RCCC
600-63	600-63, 300-N Lysimeter Area, Recharge Study Site, Buried Waste Test Facility, Vadose Zone Field Study - 300 North, VZFS300N	600	300-FF-2	600	RCCC
600-64	600-64, Underground Sanitary Sewer Line from 400 Area to WPPSS, Sanitary Waste Tie-Line from the 400 Area to WPPSS	600	300-FF-2	600	RCCC
600-65	600-65, 607 Batch Plant Drum Site	600	200-SW-1	600	PRC
600-66	600-66, 607 Batch Plant Orphan Drums	600	200-SW-1	600	PRC
600-67	600-67, Bruggemann's Fruit Storage Warehouse	600	100-BC-1	600	RCCC
600-69	600-69, Red Stained Soil (Rust)	600	200-IU-5	600	PRC
600-7	600-7, Nike Asbestos Pipe Site, Concrete/Asbestos Pipe Site	600	100-IU-3	600	RCCC
600-70	600-70, Solid Waste Management Unit (SWMU) #2 - Miscellaneous Solid Waste	600	200-SW-1	600	PRC
600-71	600-71, 607 Batch Plant Burn Pit	600	200-SW-1	600	PRC

Site Code	Site Names	Designated Area	Operable Unit	Geographical Zone	Post-Transition Contractor
600-72	600-72, Wahluke Slope H-12-R Debris Site, H-12R	600	100-IU-3	600	RCCC
600-73	600-73, Wahluke Slope Igloo Sites	600	100-IU-3	600	RCCC
600-74	600-74, Wahluke Slope PSN 12/14 Military Construction Dump, Motor Pool Dump	600	100-IU-3	600	RCCC
600-75	600-75, Wahluke Slope PSN 80 Debris Site	600	100-IU-3	600	RCCC
600-76	600-76, Wahluke Slope Radar Site, Underground Rooms	600	100-IU-3	600	RCCC
600-77	600-77, Wahluke Slope Shrapnel Sites, Antiaircraft Gun Shrapnel Sites 1, 2, 3	600	100-IU-3	600	RCCC
600-78	600-78, Power Pole 12-3 Cistern, 12-3 Cistern	600	100-IU-3	600	RCCC
600-79	600-79, Wahluke Slope Clay Pit Cistern	600	100-IU-3	300	RCCC
600-8	600-8, MIL - H-06C, Control Center for Battery A Nike Missile, Wahluke Slope Nike Missile Base, WSNMB, 600-103 (Part)	600	100-IU-3	600	RCCC
600-80	600-80, Wahluke Slope Cow Camp Cistern	600	100-IU-3	600	RCCC
600-81	600-81, Wahluke Slope Homestead Cistern	600	100-IU-3	600	RCCC
600-82	600-82, Wahluke Slope Overlook Cistern	600	100-IU-3	600	RCCC
600-83	600-83, Wahluke Slope Stock Tank Cistern	600	100-IU-3	600	RCCC
600-84	600-84, Wahluke Slope Wagon Road Cistern	600	100-IU-3	600	RCCC
600-85	600-85, Wahluke Slope Stove Cistern	600	100-IU-3	300	RCCC
600-86	600-86, Wahluke Slope Wasteway Cistern	600	100-IU-3	600	RCCC
600-87	600-87, Wahluke Slope Dune Homestead	600	100-IU-3	600	RCCC
600-88	600-88, Wahluke Slope Lonetree Homestead	600	100-IU-3	600	RCCC
600-89	600-89, Wahluke Slope Asphalt Batch Plant	600	100-IU-3	600	RCCC
600-9	600-9, MIL - H-06L, Battery A Nike Missile Installation Launch Site, Wahluke Slope Nike Missile Base, WSNMB, 600-103 (Part)	600	100-IU-3	600	RCCC
600-90	600-90, Wahluke Slope Coyote Bait Can/Bait Station	600	100-IU-3	600	RCCC
600-91	600-91, Wahluke Slope Gravel Pit #47, Pit 47	600	100-IU-3	600	RCCC
600-92	600-92, Wahluke Slope Gravel Pit #56, Borrow Pit #56, Pit 56	600	100-IU-3	600	RCCC
600-93	600-93, Hanford Firing Range	600	100-IU-3	600	RCCC
600-94	600-94, Wahluke Schoolhouse	600	100-IU-3	600	RCCC
600-95	600-95, Wahluke Slope Bridge Disposal Area, Bridge Overlook Site	600	100-IU-3	600	RCCC
600-96	600-96, 618-10 Borrow Pit	600	300-FF-2	600	RCCC
600-97	600-97, 618-11 Borrow Pit	600	300-FF-2	600	RCCC
600-98	600-98, East White Bluffs City Landfills, East White Bluffs Dump and East White Bluffs Dump #2, East White Bluffs Landfill, EWBCL	600	100-IU-2	600	RCCC

Site Code	Site Names	Designated Area	Operable Unit	Geographical Zone	Post-Transition Contractor
600-99	600-99, JA Jones 2, J. A. Jones #2, JA JONES2	600	100-IU-2	600	RCCC
616	616, 616 Building Non-Radioactive Dangerous Waste Storage Facility, 616 Nonradioactive Dangerous Waste Storage, 616 NRDWSF	600	200-IU-5	600	PRC
616-WS-1	616-WS-1, 616 NRDWSF French Drain	600	200-MW-1	300	PRC
618-1	618-1, Solid Waste Burial Ground No. 1, 318-1, 300 Area Burial Ground No. 1 (See Subsites)	300	300-FF-2	300	RCCC
618-10	618-10, 300 North Solid Waste Burial Ground, 318-10	600	300-FF-2	600	RCCC
618-11	618-11, Y Burial Ground, 318-11, 300 Wye Burial Ground	600	300-FF-2	600	RCCC
618-12	618-12, North Process Pond Scraping Disposal Area	600	300-FF-1	600	RCCC
618-13	618-13, 318-13, 303 Building Contaminated Soil Burial Site	600	300-FF-2	600	RCCC
618-2	618-2, Solid Waste Burial Ground No. 2, 318-2	600	300-FF-2	600	RCCC
618-3	618-3, Solid Waste Burial Ground No. 3, 318-3, Burial Ground #3, Dry Waste Burial Ground No. 3	600	300-FF-2	300	RCCC
618-4	618-4, Burial Ground No. 4, 318-4	600	300-FF-1	600	RCCC
618-5	618-5, Burial Ground No. 5, Regulated Burning Ground, 318-5	600	300-FF-2	600	RCCC
618-6	618-6, Solid Waste Burial Ground #6	300	300-FF-2	300	RCCC
618-7	618-7, Solid Waste Burial Ground No. 7, Burial Ground #7, 318-7	600	300-FF-2	600	RCCC
618-8	618-8, Solid Waste Burial Ground No. 8, 318-8, Early Solid Waste Burial Ground	600	300-FF-2	600	RCCC
618-9	618-9, 300 West Burial Ground, 318-9, Dry Waste Burial Site No. 9	600	300-FF-2	600	RCCC
622-1	622-1, Construction and Demolition Debris	600	200-SW-1	600	PRC
622-R ST	622-R ST, 622-R Septic Tank, 622-R Atmospheric Physics Laboratory Septic Tank	600	200-ST-1	ERDF Zone	MSC
6241-A	6241-A, 6241-A Diversion Box	200W	TBD		PRC
6241-V	6241-V, 6241-V Vent Station	200W	TBD		PRC
628-1	628-1, White Bluffs Burn Pit	600	100-IU-2	600	RCCC
628-2	628-2, 100 Area Fire Station Burn Pit	600	200-SW-1	600	PRC
628-3	628-3, 628-3 Burn Pit	600	100-DR-1	600	RCCC
628-4	628-4, Landfill 1D	600	300-FF-1	600	RCCC
6607-1	6607-1, H-40 Gun Site Septic Tank	600	200-ST-1	NRDWL/BC Control Zone	PRC
6607-16	6607-16, Septic Tank, Project C-018H, ECN-C018H-040	600	200-IU-3	700	MSC
6607-2	6607-2, Gun Site H-42 Septic Tank	600	200-ST-1	600	PRC
6607-3	6607-3, Anti-Aircraft Artillery Site H-51 Septic Tank	600	200-ST-1	300	PRC

Site Code	Site Names	Designated Area	Operable Unit	Geographical Zone	Post-Transition Contractor
6607-5	6607-5, 616 Building Septic System	600	200-ST-1	600	MSC
6607-9	6607-9, Septic Tank 6607-9 Large On-Site Sewage System, Project W-011H	600	200-IU-5	ERDF Zone	MSC
700 WST	700 WST, 700 Area Waste Solvent Tank, 700 Area Underground Waste Solvent Tank, 703-1	700	1100-EM-2	700	PRC
700-1	700-1, 747 Building 90-Day Waste Accumulation Area	700	1100-EM-2	700	PRC
B PLANT FILTER	B PLANT FILTER, B Plant Filter, 221-B-TK-34-2 Decant Filter, Filter F 34-4	200E	200-BP-6	300	PRC
BTF	BTF, Biological Treatment Test Facilities	300	300-FF-2	300	RCCC
CTFN 2703-E	CTFN 2703-E, Chemical Tile Field North of 2703-E	200E	200-LW-2	200-E Admin Zone	PRC
GTF	GTF, Grout Treatment Facility	200E	200-PO-3	PUREX Zone, WTP/A Farm Zone	PRC
GTFL	GTFL, Grout Treatment Facility Landfill, GTF Vaults, PSW Vault, 218-E-16	200E	200-PO-3	200-E Ponds Zone, PUREX Zone, WTP/A Farm Zone	PRC
HRD	HRD, Horn Rapids Disposal, ITT Waste Disposal Landfill, Horn Rapid Landfill (HRL), Gravel Pit 4, Gravel Pit 5	600	1100-EM-1	600	PRC
HSVP	HSVP, Hot Semiworks Valve Pit, 201-C Diversion Box, Semiworks Valve Pit	200E	200-IS-1	Semi-Works Zone	PRC
HWVP	HWVP, Hanford Waste Vitrification Plant (original site)	200E	200-BP-9		PRC
JA JONES 1	JA JONES 1, JA Jones 1, JA Jones Dumping Pit #1, JA Jones Construction Pit #1	600	100-IU-6	600	RCCC
OCSA	OCSA, Old Central Shop Area, Central Shop Area	600	200-SW-1	300	PRC
PCTTF	PCTTF, Physical and Chemical Treatment Test Facilities	300	300-FF-2	300	RCCC
RMWSF	RMWSF, Radioactive Mixed Waste Storage Facility, Hanford Central Waste Complex, 2401W, 2402W, 2402WB, 2402WC, 2402WD, 2402WE, 2402WF, 2402WG, 2402WH, 2402WI, 2402WJ, 2402WK, 2402WL, 2403WA, 2403WB, 2403WC, 2403WD, 2404WA, 2404WB, 2404WC	200W	200-ZP-3	200-W Ponds Zone, WM Zone	PRC
SHLWSTS	SHLWSTS, Simulated High-Level Waste Slurry Treatment/Storage	3000	1100-EM-3	3000	PRC
TFS OF 218-E-4	TFS OF 218-E-4, Tile Field South of 218-E-4, 2607-E3 Tile Field	200E	200-ST-1		PRC

Site Code	Site Names	Designated Area	Operable Unit	Geographical Zone	Post-Transition Contractor
TRUSAF	TRUSAF, 224-T TRUSAF, Transuranic Assay Facility	200W	200-TP-4	T Plant Zone	PRC
TTTTF	TTTTF, Thermal Treatment Test Facilities	300	300-FF-2	300	RCCC
UPR-100-D-1	UPR-100-D-1, Oil Soaked Soil	100D	100-DR-1	100D	RCCC
UPR-100-D-2	UPR-100-D-2, Effluent Line Leak #1	100D	100-DR-1	100D	RCCC
UPR-100-D-3	UPR-100-D-3, Effluent Line Leak #3	100D	100-DR-1	100D	RCCC
UPR-100-D-4	UPR-100-D-4, Unplanned Release: 107-D Basin Leaks	100D	100-DR-1	100D	RCCC
UPR-100-D-5	UPR-100-D-5, Effluent Line Leak #4	100D	100-DR-1	100D	RCCC
UPR-100-F-1	UPR-100-F-1, 141 Building Sewer Line Spill, UN-100-F-1, 141-C to 141-M Sewer Line Leak	100F	100-FR-1	100F	RCCC
UPR-100-F-2	UPR-100-F-2, Basin Leak Ditch, 107-F Basin Leak Ditch, 100-F-3	100F	100-FR-1	100F	RCCC
UPR-100-F-3	UPR-100-F-3, Mercury Spill	100F	100-FR-1	100F	RCCC
UPR-100-K-1	UPR-100-K-1, 105-KE Fuel Storage Basin leak, UN-100-K-1	100K	100-KR-2	100K	PRC
UPR-100-N-1	UPR-100-N-1, 100-N 1304-N Dump Tank, UN-100-N-1, Emergency Dump Tank Inlet Valve Box Leak	100N	100-NR-1	100N	RCCC
UPR-100-N-10	UPR-100-N-10, 100-N Area 105-N Check Valve, UN-100-N-10, Lift Station Gravity Drain Line Leak	100N	100-NR-1	100N	RCCC
UPR-100-N-11	UPR-100-N-11, Five Hundred Pound Valve Bonnet Contamination in Uncontrolled Area, 100-N Area Valve Bonnet, UN-100-N-11	100N	100-NR-1	100N	RCCC
UPR-100-N-12	UPR-100-N-12, Spacer Transport Line Leak, UN-100-N-12	100N	100-NR-1	100N	RCCC
UPR-100-N-13	UPR-100-N-13, 1314-N Loading Station, 1314-N Drywell Overflow, UN-100-N-13	100N	100-NR-1	100N	RCCC
UPR-100-N-14	UPR-100-N-14, 119-N Drain System Leak, UN-100-N-14	100N	100-NR-1	100N	RCCC
UPR-100-N-15	UPR-100-N-15, 108-N Neutralization Sump Spill, UN-116-N-15, UN-100-N-15, Acid Spill at 108-N	100N	100-NR-1	100N	RCCC

Site Code	Site Names	Designated Area	Operable Unit	Geographical Zone	Post-Transition Contractor
UPR-100-N-17	UPR-100-N-17, 166-N Diesel Oil Supply Line Leak, UN-100-N-17	100N	100-NR-1	100N	RCCC
UPR-100-N-18	UPR-100-N-18, 166-N Four-inch Diesel Oil Supply Line to 184-N Leak, UN-100-N-18	100N	100-NR-1	100N	RCCC
UPR-100-N-19	UPR-100-N-19, 184-N Day Tank Fuel Oil Spill, UN-116-N-19, UN-100-N-19	100N	100-NR-1	100N	RCCC
UPR-100-N-2	UPR-100-N-2, 100-N FLV-858 Valve Leak, UN-100-N-2	100N	100-NR-1	100N	RCCC
UPR-100-N-20	UPR-100-N-20, 166-N Two-inch Diesel Oil Return Line Leak, UN-116-N-20, UN-100-N-20	100N	100-NR-1	100N	RCCC
UPR-100-N-21	UPR-100-N-21, 184-N Diesel Oil Day Tank Overflow, UN-116-N-21, UN-100-N-21	100N	100-NR-1	100N	RCCC
UPR-100-N-22	UPR-100-N-22, 184-N Diesel Oil Supply Line Leak No. 1, UN-100-N-22, UN-116-N-22	100N	100-NR-1	100N	RCCC
UPR-100-N-23	UPR-100-N-23, 184-N Diesel Oil Supply Line Leak No. 2, UN-100-N-23, UN-116-N-23	100N	100-NR-1	100N	RCCC
UPR-100-N-24	UPR-100-N-24, 166-N Fuel Oil Supply Line Leak, UN-116-N-24, UN-100-N-24	100N	100-NR-1	100N	RCCC
UPR-100-N-25	UPR-100-N-25, Uncontrolled Venting of 1310-N Tank, UN-100-N-25	100N	100-NR-1	100N	RCCC
UPR-100-N-26	UPR-100-N-26, Backflow of Radioactive Waste in 1314-N Facility, UN-100-N-26	100N	100-NR-1	100N	RCCC
UPR-100-N-29	UPR-100-N-29, 1304-N Dump Tank, Emergency Dump Tank Bypass Line Leak, UN-100-N-29	100N	100-NR-1	100N	RCCC
UPR-100-N-3	UPR-100-N-3, Dummy Fuel Transfer Line, UN-100-N-3, Spacer Disposal System Transport Line Leak, UN-116-N-3	100N	100-NR-1	100N	RCCC
UPR-100-N-30	UPR-100-N-30, 1304-N Dump Tank, Emergency Dump Tank Overflow, UN-100-N-30	100N	100-NR-1	100N	RCCC
UPR-100-N-31	UPR-100-N-31, Radioactive Effluent Water Spill Near 1301-N, UN-100-N-31	100N	100-NR-1	100N	RCCC
UPR-100-N-32	UPR-100-N-32, 1304-N Dump Tank, Emergency Dump Tank Bypass Line Leak, UN-100-N-32	100N	100-NR-1	100N	RCCC
UPR-100-N-33	UPR-100-N-33, 108-N Acid Transfer Spill, UN-116-N-33, UN-100-N-33	100N	100-NR-1	100N	RCCC

Site Code	Site Names	Designated Area	Operable Unit	Geographical Zone	Post-Transition Contractor
UPR-100-N-34	UPR-100-N-34, 108-N Tank Transfer, Sulfuric Acid Line Break, UN-100-N-34	100N	100-NR-1	100N	RCCC
UPR-100-N-35	UPR-100-N-35, 100-N Fuel Basin Drainage System Leak, UN-116-N-35, 105-N Fuel Storage Basin Drainage System Leak, UN-100-N-35	100N	100-NR-1	100N	RCCC
UPR-100-N-36	UPR-100-N-36, 184N Annex, 184N, Diesel Generator Area	100N	100-NR-1	100N	RCCC
UPR-100-N-37	UPR-100-N-37, HGP Transformer Yard Oil Stained Gravel (SWMU #1)	100N	100-NR-1	100N	ENW RCCC
UPR-100-N-38	UPR-100-N-38, 116-N-2 Facility Liquid Unplanned Release, 100-N Spring 1983 Caustic, Truck Spill 116-N-2	100N	100-NR-1	100N	RCCC
UPR-100-N-39	UPR-100-N-39, Corridor 22 Suspect Liquid Unplanned Release (cleaned up)	100N	100-NR-1	100N	RCCC
UPR-100-N-4	UPR-100-N-4, 1322-A Sump Overflow, UN-100-N-4	100N	100-NR-1	100N	RCCC
UPR-100-N-40	UPR-100-N-40, Regeneration Waste Transport System Liquid UPR 1 (06/14/86, cleaned up) 6/14/86 163-N Cation/Anion Regeneration Waste Spill, UN-116-N-27	100N	100-NR-1	100N	RCCC
UPR-100-N-41	UPR-100-N-41, Regeneration Waste Transport System Liquid UPR 2, 163-N Regeneration, Waste Spill	100N	100-NR-1	100N	RCCC
UPR-100-N-42	UPR-100-N-42, 184-N Day Tank Area Liquid Unplanned Release, 10/9/87 184-N, Day Tank Diesel Oil Spill	100N	100-NR-1	100N	RCCC
UPR-100-N-43	UPR-100-N-43, 166-N / 184-N Pipelines Liquid Unplanned Release 2 (4/26/89, cleaned up)	100N	100-NR-1	100N	RCCC
UPR-100-N-5	UPR-100-N-5, 1310-N Chemical Waste Storage Tank Leak, UN-100-N-5, 116-N-2 Radioactive Chemical Waste Treatment Storage Facility	100N	100-NR-1	100N	RCCC
UPR-100-N-6	UPR-100-N-6, 1 1/2 Inch Chemical Decontam. Waste Drain Line Leaks, UN-100-N-6, UN-116-N-6, Chemical Decontamination Waste Drain Line Leak	100N	100-NR-1	100N	RCCC
UPR-100-N-7	UPR-100-N-7, Ten-inch Radioactive Drain Return Line Leak, UN-116-N-7, UN-100-N-7	100N	100-NR-1	100N	RCCC
UPR-100-N-8	UPR-100-N-8, 1322-A Sump Overflow, UN-100-N-8	100N	100-NR-1	100N	RCCC

Site Code	Site Names	Designated Area	Operable Unit	Geographical Zone	Post-Transition Contractor
UPR-100-N-9	UPR-100-N-9, 119-N Cooling Water Drain Line Leak, UN-100-N-9	100N	100-NR-1	100N	RCCC
UPR-1100-5	UPR-1100-5, UN-1100-5, 1171 Parking Lot	1100	1100-EM-1	1100	PRC
UPR-1100-6	UPR-1100-6, Discolored Soil Site, UN-1100-6	1100	1100-EM-1	1100	PRC
UPR-200-E-1	UPR-200-E-1, Waste Line Failure on South Side of 221-B	200E	200-IS-1	B Plant Zone	PRC
UPR-200-E-10	UPR-200-E-10, Contaminated Purex Railroad Spur, UN-200-E-10	200E	200-UR-1	PUREX Zone	PRC
UPR-200-E-100	UPR-200-E-100, Radioactive Contamination Near 244-A Lift Station, UN-216-E-100, UN-216-E-29, UN-200-E-100	200E	200-PO-3	PUREX Zone	PRC
UPR-200-E-101	UPR-200-E-101, UN-216-E-30, UN-216-E-101, UN-200-E-101, Radioactive Spill Near 242-B Evaporator	200E	200-UR-1	B Farm Zone	PRC
UPR-200-E-103	UPR-200-E-103, UN-200-E-103, BCS Line Leak South of R-17 at 221-B	200E	200-UR-1	B Plant Zone	PRC
UPR-200-E-105	UPR-200-E-105, UN-200-E-105, Liquid Release in the 241-BY Tank Farm	200E	200-BP-7		TOC
UPR-200-E-106	UPR-200-E-106, Contamination at a Burning Ground, UN-200-E-106	200E	200-SW-1		PRC
UPR-200-E-107	UPR-200-E-107, UN-200-E-107, Contamination Spread in 241-C Tank Farm	200E	200-PO-3		TOC
UPR-200-E-108	UPR-200-E-108, 241-B-102 Tank Release, UN-200-E-108	200E	200-BP-7		TOC
UPR-200-E-109	UPR-200-E-109, Release from 241-B-104, UN-200-E-109	200E	200-BP-7		TOC
UPR-200-E-11	UPR-200-E-11, Railroad Track Contamination Spread, UN-200-E-11	200E	200-UR-1	PUREX Zone	PRC
UPR-200-E-110	UPR-200-E-110, 241-BY Valve Pit Release, UN-200-E-110	200E	200-BP-7		TOC
UPR-200-E-112	UPR-200-E-112, UN-200-E-112, Contaminated Railroad Track from B Plant to the Burial Ground	200E	200-UR-1	B Plant Zone, Solid Waste Zone	PRC
UPR-200-E-114	UPR-200-E-114, 202-A Valve Pit, UN-200-E-114	200E	200-UR-1		PRC

Site Code	Site Names	Designated Area	Operable Unit	Geographical Zone	Post-Transition Contractor
UPR-200-E-115	UPR-200-E-115, UN-200-E-115, Contamination Spread Inside 241-AX	200E	200-PO-3		TOC
UPR-200-E-116	UPR-200-E-116, UN-200-E-116, 241-BY-112 Flush Release	200E	200-BP-7		TOC
UPR-200-E-117	UPR-200-E-117, Contaminated Liquid Spill, UN-200-E-117	200E	200-IS-1	PUREX Zone	PRC
UPR-200-E-118	UPR-200-E-118, UN-200-E-118, Airborne Release from 241-C-107	200E	200-PO-3		TOC
UPR-200-E-119	UPR-200-E-119, UN-200-E-119, Contamination Spread Inside 241-AX	200E	200-PO-3		TOC
UPR-200-E-12	UPR-200-E-12, Contaminated Purex Railroad Spur, UN-200-E-12	200E	200-UR-1	PUREX Zone	PRC
UPR-200-E-125	UPR-200-E-125, UN-200-E-125, 241-A-104 Release	200E	200-PO-3		TOC
UPR-200-E-126	UPR-200-E-126, UN-200-E-126, 241-A-105 Tank Leak	200E	200-PO-3		TOC
UPR-200-E-127	UPR-200-E-127, 241-B-107 Leak, UN-200-E-127	200E	200-BP-7		TOC
UPR-200-E-128	UPR-200-E-128, 241-B-110 Leak, UN-200-E-128	200E	200-BP-7		TOC
UPR-200-E-129	UPR-200-E-129, 241-B-201 Leak, UN-200-E-129	200E	200-BP-7		TOC
UPR-200-E-13	UPR-200-E-13, Overflow from 216-A-4, UN-200-E-13, UPR-200-E-15	200E	200-MW-1		PRC
UPR-200-E-130	UPR-200-E-130, UN-200-E-130, 241-B-203 Leak	200E	200-BP-7		TOC
UPR-200-E-131	UPR-200-E-131, UN-200-E-131, 241-BX-102 Release	200E	200-BP-7		TOC
UPR-200-E-132	UPR-200-E-132, UN-200-E-132, 241-BX-102 Tank Leak	200E	200-BP-7		TOC
UPR-200-E-133	UPR-200-E-133, UN-200-E-133, 241-BX-108 Leak	200E	200-BP-7		TOC
UPR-200-E-134	UPR-200-E-134, UN-200-E-134, 241-BY-103 Tank Leak	200E	200-BP-7		TOC

Site Code	Site Names	Designated Area	Operable Unit	Geographical Zone	Post-Transition Contractor
UPR-200-E-135	UPR-200-E-135, UN-200-E-135, 241-BY-108 Tank Leak	200E	200-BP-7		TOC
UPR-200-E-136	UPR-200-E-136, UN-200-E-136, 241-C-101 Tank Leak	200E	200-PO-3		TOC
UPR-200-E-137	UPR-200-E-137, UN-200-E-137, 241-C-203 Leak	200E	200-PO-3		TOC
UPR-200-E-138	UPR-200-E-138, Liquid release from B-Plant, UN-200-E-138, UPR-200-W-66	200E	200-CW-1		PRC
UPR-200-E-14	UPR-200-E-14, UN-200-E-14, 216-B-3 Pond Dike Break	200E	200-CW-1		PRC
UPR-200-E-140	UPR-200-E-140, PCB Oil Spill at 211-B Bulk Chemical Storage Area, UN-200-E-140	200E	200-UR-1	B Plant Zone	PRC
UPR-200-E-141	UPR-200-E-141, 2718-E Building Uranyl Nitrate Spill to Ground, UN-200-E-141	200E	200-UR-1		PRC
UPR-200-E-142	UPR-200-E-142, 202-A Diesel Fuel Spill, UN-200-E-142	200E	200-UR-1	PUREX Zone	PRC
UPR-200-E-143	UPR-200-E-143, Contamination Adjacent to 244-A Lift Station, UN-216-E-43	200E	200-UR-1	PUREX Zone	PRC
UPR-200-E-144	UPR-200-E-144, Soil Contamination North of 241-B, UN-216-E-44	200E	200-UR-1	B Farm Zone	PRC
UPR-200-E-145	UPR-200-E-145, W049H Green Soil, VCP Pipeline Leak	200E	200-PW-4	200-E Ponds Zone	PRC
UPR-200-E-15	UPR-200-E-15, Overflow at 216-A-4, UN-200-E-15, UPR-200-E-13	200E	200-MW-1		PRC
UPR-200-E-16	UPR-200-E-16, 241-C Overground Transfer Line Leak, UN-200-E-16	200E	200-PO-3		TOC
UPR-200-E-17	UPR-200-E-17, Overflow at 216-A-22, UN-200-E-17	200E	200-MW-1	PUREX Zone	PRC
UPR-200-E-18	UPR-200-E-18, Contamination Release at the 216-A-8 Sampler Pit, UN-200-E-18	200E	200-PO-3	WTP/A Farm Zone	PRC
UPR-200-E-19	UPR-200-E-19, Contamination Release at 216-A-6 Sampler, UN-200-E-19	200E	200-SC-1	PUREX Zone	PRC
UPR-200-E-2	UPR-200-E-2, UN-200-E-2, Spotty Contamination Around the B and T Plant Stacks	200E	200-UR-1	B Plant Zone	PRC

Site Code	Site Names	Designated Area	Operable Unit	Geographical Zone	Post-Transition Contractor
UPR-200-E-20	UPR-200-E-20, Contaminated Purex Railroad Spur, UN-200-E-20	200E	200-UR-1	PUREX Zone	PRC
UPR-200-E-21	UPR-200-E-21, 216-A-6 Overflow, UN-200-E-21	200E	200-SC-1	PUREX Zone	PRC
UPR-200-E-22	UPR-200-E-22, 291-A-1 Stack Fallout Area, UN-200-E-22,	200E	200-UR-1		PRC
UPR-200-E-23	UPR-200-E-23, Burial Box Collapse at 218-E-10, UPR-200-W-158	200E	200-SW-2		PRC
UPR-200-E-24	UPR-200-E-24, Contamination Plume from the 218-E-10 Burial Ground, UN-200-E-24	200E	200-SW-2		PRC
UPR-200-E-25	UPR-200-E-25, Contamination Spread from the 241-A-151 Diversion Box, UN-200-E-25	200E	200-IS-1	PUREX Zone	TOC
UPR-200-E-26	UPR-200-E-26, 241-A-151 Release, UN-200-E-26	200E	200-IS-1	PUREX Zone	TOC
UPR-200-E-27	UPR-200-E-27, 244-CR Contamination Spread, UN-200-E-27	200E	200-PO-3		TOC
UPR-200-E-28	UPR-200-E-28, Contamination Release Inside the PUREX Exclusion Area, UN-200-E-28	200E	200-UR-1	PUREX Zone	PRC
UPR-200-E-29	UPR-200-E-29, 216-A-6 Overflow, UN-200-E-29	200E	200-SC-1	PUREX Zone	PRC
UPR-200-E-3	UPR-200-E-3, Line leak from 221-B to 241-BX-154, UN-200-E-3	200E	200-IS-1	B Plant Zone	PRC
UPR-200-E-30	UPR-200-E-30, Contamination Within 218-E-12A, UN-200-E-30	200E	200-SW-2		PRC
UPR-200-E-31	UPR-200-E-31, 241-A-151 Release, UN-200-E-31	200E	200-IS-1	PUREX Zone	TOC
UPR-200-E-32	UPR-200-E-32, UN-200-E-32, Coil Leak from 221-B	200E	200-CW-1		PRC
UPR-200-E-33	UPR-200-E-33, Contaminated Purex Railroad tracks, UN-200-E-33	200E	200-UR-1	PUREX Zone	PRC
UPR-200-E-34	UPR-200-E-34, Liquid Release to B-Pond and Gable Pond, UN-200-E-34	200E	200-CW-1		PRC
UPR-200-E-35	UPR-200-E-35, Buried Contaminated Pipe, UN-218-E-1, 218-E-13	200E	200-SW-2	PUREX Zone	PRC

Site Code	Site Names	Designated Area	Operable Unit	Geographical Zone	Post-Transition Contractor
UPR-200-E-36	UPR-200-E-36, Contamination Spread North of Semi-works, Road Contamination North of Semiworks, UN-200-E-36	200E	200-UR-1	Semi-Works Zone	PRC
UPR-200-E-37	UPR-200-E-37, Contamination East of Hot Semi-Works, UN-200-E-37, UN-216-E-37	200E	200-UR-1	Semi-Works Zone	PRC
UPR-200-E-38	UPR-200-E-38, Release from 241-B-152, UN-200-E-38, UN-216-E-4	200E	200-BP-7		PRC
UPR-200-E-39	UPR-200-E-39, Release from 216-A-36B Crib Sampler (295-A), UN-200-E-39	200E	200-PW-2	PUREX Zone	PRC
UPR-200-E-4	UPR-200-E-4, 241-B-151 Diversion Box Contamination Spread, UN-200-E-4	200E	200-BP-7		TOC
UPR-200-E-40	UPR-200-E-40, Release from the 216-A-36B Crib Sampler, UN-200-E-40	200E	200-PW-2		PRC
UPR-200-E-41	UPR-200-E-41, UN-200-E-41 Soil Contamination in the Vicinity of R-13 Stairwell (221-B), UPR-200-E-85	200E	200-IS-1	B Plant Zone	PRC
UPR-200-E-42	UPR-200-E-42, 241-AX-151 Release, UN-200-E-42	200E	200-IS-1	PUREX Zone	TOC
UPR-200-E-43	UPR-200-E-43, Road Contamination near 241-BY Tank Farm, UN-200-E-43	200E	200-UR-1	B Farm Zone	PRC
UPR-200-E-44	UPR-200-E-44, UN-200-E-44, BCS Waste Line Leak South of 221-B	200E	200-IS-1	B Plant Zone	PRC
UPR-200-E-45	UPR-200-E-45, UN-200-E-45, Contamination Spread from the 241-B-154 Diversion Box	200E	200-IS-1	B Plant Zone	PRC
UPR-200-E-47	UPR-200-E-47, UN-200-E-47, Contamination Spread from 241-A Tank Farm	200E	200-PO-3		TOC
UPR-200-E-48	UPR-200-E-48, UN-200-E-48, 241-A-106 Pump Pit Release	200E	200-PO-3		TOC
UPR-200-E-49	UPR-200-E-49, Roadway Contamination, UN-200-E-49	200E	200-UR-1		PRC
UPR-200-E-5	UPR-200-E-5, UN-200-E-5, 241-BX-102 Tank Overflow	200E	200-BP-7		TOC
UPR-200-E-50	UPR-200-E-50, Soil Contamination at the Overground Equipment Storage Yard, UN-200-E-50	200E	200-UR-1	WTP/A Farm Zone	PRC
UPR-200-E-51	UPR-200-E-51, Liquid Release from Purex to B-Pond, UN-200-E-51	200E	200-CW-1		PRC

Site Code	Site Names	Designated Area	Operable Unit	Geographical Zone	Post-Transition Contractor
UPR-200-E-52	UPR-200-E-52, UN-200-E-52, Contamination Spread Outside the North Side of 221-B	200E	200-UR-1	B Plant Zone	PRC
UPR-200-E-53	UPR-200-E-53, UN-200-E-53, Contamination at 218-E-1	200E	200-SW-2		PRC
UPR-200-E-54	UPR-200-E-54, UN-200-E-54, Contamination Outside 225-B Doorway	200E	200-UR-1	B Plant Zone	PRC
UPR-200-E-55	UPR-200-E-55, UN-200-E-55, Contamination Spread South of B Plant	200E	200-UR-1	B Plant Zone	PRC
UPR-200-E-56	UPR-200-E-56, 216-A-24 Crib Excavation, Excavated Contamination Adjacent to 216-A-24 Crib, UN-200-E-56, UN-216-E-33	200E	200-PW-3	200-E Ponds Zone	PRC
UPR-200-E-58	UPR-200-E-58, Contaminated Tumbleweeds found on dirt road, UN-200-E-58	200E	200-UR-1	Solid Waste Zone	PRC
UPR-200-E-59	UPR-200-E-59, Contaminated Bird Nests and Mud at 216-A-40 and 244-AR Vault, UN-200-E-59	200E	200-CW-1		PRC
UPR-200-E-6	UPR-200-E-6, UN-200-E-6, Contamination Around the 241-B-153 Diversion Box	200E	200-BP-7		TOC
UPR-200-E-60	UPR-200-E-60, UN-216-E-60, Radioactively Contaminated Dirt Spill, UN-200-E-60	200E	200-UR-1		PRC
UPR-200-E-61	UPR-200-E-61, Radioactive Contamination from Railroad Burial Cars, UN-216-E-61, UN-200-E-61	200E	200-SW-2		PRC
UPR-200-E-62	UPR-200-E-62, Transportation Spill near 200-E Burning Ground, UN-216-E-62, UN-200-E-62,	200E	200-UR-1	Solid Waste Zone	PRC
UPR-200-E-63	UPR-200-E-63, Radioactively Contaminated Tumbleweeds, UN-216-E-63, UN-200-E-63	200E	200-UR-1		PRC
UPR-200-E-64	UPR-200-E-64, Radioactive Soil and Ant Hills, UN-200-E-64, UN-216-E-36	200E	200-PW-2	B Plant Zone	PRC
UPR-200-E-65	UPR-200-E-65, UN-216-E-65, 241-A-151 Diversion Box Radioactive Contamination, UN-200-E-65	200E	200-IS-1		TOC
UPR-200-E-66	UPR-200-E-66, 216-A-42 Basin Contamination Release, UN-216-E-66, UN-200-E-66	200E	200-CW-1	PUREX Zone	PRC
UPR-200-E-67	UPR-200-E-67, UN-216-E-67, Excavation of Radioactively Contaminated Pipe Encasement (V004, V005, V006, V007, V008) UN-200-E-67	200E	200-IS-1	WTP/A Farm Zone	TOC

Site Code	Site Names	Designated Area	Operable Unit	Geographical Zone	Post-Transition Contractor
UPR-200-E-68	UPR-200-E-68, Radioactive Contamination Spread, UN-216-E-68, UN-200-E-68	200E	200-PO-3		PRC
UPR-200-E-69	UPR-200-E-69, UN-216-E-69, Railroad Car Flush Water Radioactive Spill, UN-200-E-69	200E	200-UR-1	B Plant Zone	PRC
UPR-200-E-7	UPR-200-E-7, UN-200-E-7, Cave-In Near 216-B-9 (241-B-361 Crib)	200E	200-TW-2	B Plant Zone	PRC
UPR-200-E-70	UPR-200-E-70, Radioactive Contamination from Jumper Removal, UPR-216-E-70, UN-200-E-70	200E	200-PO-3		PRC
UPR-200-E-72	UPR-200-E-72, Radioactive Contamination from Uncovered Buried Waste, UN-200-E-72	200E	200-PO-3	C Farm Zone	PRC
UPR-200-E-73	UPR-200-E-73, UN-216-E-1, 241-B-151 Diversion Box Contamination, UN-200-E-73	200E	200-BP-7		TOC
UPR-200-E-74	UPR-200-E-74, UN-216-E-2, 241-B-152 Diversion Box Contamination, UN-200-E-74	200E	200-BP-7		TOC
UPR-200-E-75	UPR-200-E-75, UN-216-E-3, 241-B-153 Diversion Box Contamination, UN-200-E-75	200E	200-BP-7		TOC
UPR-200-E-76	UPR-200-E-76, UN-216-E-4, 241-B-152 Pipeline Break, UN-200-E-76	200E	200-BP-7		TOC
UPR-200-E-77	UPR-200-E-77, UN-216-E-5, 241-B-154 Diversion Box Ground Contamination, UN-200-E-77	200E	200-IS-1	B Plant Zone	TOC
UPR-200-E-78	UPR-200-E-78, UN-216-E-6, 241-BX-155 Diversion Box ground contamination, UN-200-E-78	200E	200-IS-1	Solid Waste Zone	TOC
UPR-200-E-79	UPR-200-E-79, UN-216-E-7, 242-B to 207-B Line Break, UN-200-E-79	200E	200-UR-1	B Farm Zone	PRC
UPR-200-E-80	UPR-200-E-80, UN-216-E-8, 221-B R-3 Line Break, R-3 Radiation Zone, UN-200-E-80	200E	200-IS-1	B Plant Zone	PRC
UPR-200-E-81	UPR-200-E-81, UN-216-E-9, 241-CR-151 Line Break, UN-200-E-81	200E	200-PO-3		TOC
UPR-200-E-82	UPR-200-E-82, UN-216-E-10, 241-C-152 Line Break, UN-200-E-82, B Plant Ion Exchange Feed Line Leak	200E	200-PO-3		TOC
UPR-200-E-83	UPR-200-E-83, UN-216-E-11, BC Cribs Controlled Area, BC Controlled Area, UN-200-E-83	200E	200-UR-1	NRDWL/BC Control Zone	PRC
UPR-200-E-84	UPR-200-E-84, 241-ER-151 Catch Tank Leak, UN-200-E-84, UN-216-E-12	200E	200-IS-1	B Plant Zone	PRC

Site Code	Site Names	Designated Area	Operable Unit	Geographical Zone	Post-Transition Contractor
UPR-200-E-85	UPR-200-E-85, Line Leak at 221-B Stairwell R-13, UN-216-E-13, UPR-200-E-41, UN-200-E-85, UN-200-E-41	200E	200-IS-1	B Plant Zone	PRC
UPR-200-E-86	UPR-200-E-86, UN-216-E-14, 241-C Tank Farm Line Break, Southwest Corner, UN-200-E-86	200E	200-PO-3		TOC
UPR-200-E-87	UPR-200-E-87, UN-216-E-15, 224-B South Side Plutonium Ground Contamination, UN-200-E-87, 216-E-15	200E	200-IS-1	B Plant Zone	PRC
UPR-200-E-88	UPR-200-E-88, TC-4 Spur Contaminated Railroad Track, UN-216-E-88, UN-216-E-16, UN-200-E-88. Ground Contamination Around the Western Purex Railroad Spur	200E	200-UR-1	200-E Admin Zone	PRC
UPR-200-E-89	UPR-200-E-89, UN-216-E-17, UN-200-E-89, Contamination Migration to the North, East & West of BX-BY Tank Farms	200E	200-UR-1	B Farm Zone	PRC
UPR-200-E-9	UPR-200-E-9, Liquid Overflow at 216-BY-201, UN-200-E-9	200E	200-TW-1	B Farm Zone	PRC
UPR-200-E-90	UPR-200-E-90, UN-216-E-18, Ground Contamination around B Plant Sand Filter, UN-216-E-90, Radioactive Spill Near 221-B Building, UN-200-E-90	200E	200-UR-1		PRC
UPR-200-E-91	UPR-200-E-91, UN-216-E-19, UN-200-E-91	200E	200-PO-3	WTP/A Farm Zone	PRC
UPR-200-E-92	UPR-200-E-92, 216-E-20, UN-216-E-20, UN-216-20, Ground Contamination Outside 200 East Fence, UN-200-E-92, UN-216-E-92	200E	200-UR-1		PRC
UPR-200-E-93	UPR-200-E-93, UN-216-E-21 Ground contamination along 200 East Area fence	200E	200-UR-1		PRC
UPR-200-E-94	UPR-200-E-94, Vehicle Decontamination Area, UN-216-E-22, UN-200-E-94	200E	200-CW-1		PRC
UPR-200-E-95	UPR-200-E-95, UN-216-E-23, UN-200-E-95, Ground Contamination Around RR Spur Between 218-E-2A and 218-E-2	200E	200-SW-2	Solid Waste Zone	PRC
UPR-200-E-96	UPR-200-E-96, Ground Contamination SE of PUREX, UN-216-E-24, UN-200-E-96	200E	200-IS-1	PUREX Zone	PRC
UPR-200-E-97	UPR-200-E-97, Ground Contamination Around Cribs South of PUREX , Contamination Near PUREX Railroad Tunnel, UN-216-E-25, UN-200-E-97	200E	200-UR-1		PRC
UPR-200-E-98	UPR-200-E-98, UN-216-E-26, Ground Contamination East of C Plant (Hot Semi Works), UN-200-E-98	200E	200-UR-1	Semi-Works Zone	PRC

Site Code	Site Names	Designated Area	Operable Unit	Geographical Zone	Post-Transition Contractor
UPR-200-E-99	UPR-200-E-99, UN-216-E-27, Contamination Adjacent to 244-CR Vault, UN-200-E-99	200E	200-PO-3	C Farm Zone	TOC
UPR-200-N-1	UPR-200-N-1, Unplanned Release at the 212-R Railroad Spur	600	200-UR-1	200-E Ponds Zone	PRC
UPR-200-N-2	UPR-200-N-2, 200-N-2, Unplanned Release near Well Pumphouse No. 2, Well Pumphouse East of 212-R	600	200-UR-1	200-E Ponds Zone	PRC
UPR-200-W-10	UPR-200-W-10, UN-200-W-10, Contamination Spread at 203-S UNH Tanks	200W	200-UR-1		PRC
UPR-200-W-100	UPR-200-W-100, UN-216-W-8, 105-TX to 118-TX Process Line Leak, UN-200-W-100	200W	200-TP-5		TOC
UPR-200-W-101	UPR-200-W-101, UN-216-W-9, 221-U Acid Spill R-1 through R-9, UN-200-W-101	200W	200-UR-1	U Plant Zone	PRC
UPR-200-W-102	UPR-200-W-102, UN-216-W-12, UN-200-W-102, 224-T Underground Line Leak	200W	200-IS-1	T Plant Zone	PRC
UPR-200-W-103	UPR-200-W-103, 216-Z-18 Line Break, UN-216-W-13, UN-200-W-103, Pipe Line Leak	200W	200-PW-1	PFP Zone	PRC
UPR-200-W-104	UPR-200-W-104, UN-216-W-14, 216-U-10 Pond Leach Trench, U Pond Fingers	200W	200-CW-5		PRC
UPR-200-W-105	UPR-200-W-105, UN-216-W-15, 216-U-10 Pond Leach Trench	200W	200-CW-5		PRC
UPR-200-W-106	UPR-200-W-106, UN-216-W-16, 216-U-10 Pond Leach Trench	200W	200-CW-5		PRC
UPR-200-W-107	UPR-200-W-107, UN-216-W-17, 216-U-10 Pond Flood Plain	200W	200-CW-5		PRC
UPR-200-W-108	UPR-200-W-108, Line leak at 216-S-9 Crib, UN-216-W-18, UN-200-W-108	200W	200-PW-5	S/U Farm Zone	PRC
UPR-200-W-109	UPR-200-W-109, Waste Line Leak near 218-W-9, UN-216-W-19, UN-200-W-109	200W	200-PW-5	REDOX Zone	PRC
UPR-200-W-111	UPR-200-W-111, 218-W-1 Burial Ground Fire, UN-200-W-11, UPR-200-W-16	200W	200-SW-2		PRC
UPR-200-W-110	UPR-200-W-110, Contaminated Soil from 216-Z-1, UN-216-W-20 Spoil Trench	200W	200-PW-1	PFP Zone	PRC
UPR-200-W-111	UPR-200-W-111, Sludge Trench at 207-U, UN-216-W-21	200W	200-CW-5	T Plant Zone	PRC

Site Code	Site Names	Designated Area	Operable Unit	Geographical Zone	Post-Transition Contractor
UPR-200-W-112	UPR-200-W-112, Sludge Trench at 207-U, UN-216-W-22	200W	200-CW-5	T Plant Zone	PRC
UPR-200-W-113	UPR-200-W-113, Soil Contamination East of 241-TX, UN-216-W-23, Contamination Areas Around 241-TX-155 Diversion Box, UN-200-W-113	200W	200-IS-1	T Farm Zone, T Plant Zone	TOC
UPR-200-W-114	UPR-200-W-114, UN-216-W-24, Ground Contamination East of 241-SX Tank Farm, UN-200-W-114	200W	200-IS-1	REDOX Zone	PRC
UPR-200-W-115	UPR-200-W-115, UN-216-W-25, Ground Contamination above Transfer Line Along Cooper Street	200W	200-IS-1	S/U Farm Zone	PRC
UPR-200-W-116	UPR-200-W-116, UN-216-W-26, Ground Contamination North of 202-S, UN-200-W-116	200W	200-UR-1	REDOX Zone	PRC
UPR-200-W-117	UPR-200-W-117, Railroad Track Contamination, 221-U Railroad Cut Contamination, UN-216-W-27, UN-200-W-117	200W	200-UW-1	U Plant Zone	PRC
UPR-200-W-118	UPR-200-W-118, Contamination at 211-U, UN-216-W-28, UN-200-W-118	200W	200-UW-1	U Plant Zone	PRC
UPR-200-W-12	UPR-200-W-12, Ground Contamination near 242-T	200W	200-TP-5		PRC
UPR-200-W-123	UPR-200-W-123, 204-S Unloading Facility Frozen Discharge Line, UN-200-W-123	200W	200-UR-1	REDOX Zone	PRC
UPR-200-W-124	UPR-200-W-124, Dike Break at the REDOX Pond, UN-200-W-124	200W	200-CW-2	200-W Ponds Zone	PRC
UPR-200-W-125	UPR-200-W-125, 216-U-15, UN-200-W-125, UN-216-W-10	200W	200-PW-3		PRC
UPR-200-W-126	UPR-200-W-126, Contamination Release inside 241-TX Tank Farm	200W	200-TP-5		TOC
UPR-200-W-127	UPR-200-W-127, Liquid Release from 242-S Evaporator to the Ground, UN-200-W-127	200W	200-UR-1		TOC
UPR-200-W-128	UPR-200-W-128, Contamination Release inside 241-U Tank Farm	200W	200-UP-3		TOC
UPR-200-W-129	UPR-200-W-129, Contamination Release Inside 241-TX Tank Farm	200W	200-TP-5		TOC
UPR-200-W-13	UPR-200-W-13, Liquid Release from REDOX to 207-S and 216-S-17 Pond, UN-200-W-13	200W	200-CW-2		PRC
UPR-200-W-130	UPR-200-W-130, Line Leak at 231-W-151 Sump, UN-200-W-130	200W	200-PW-6	PFP Zone	PRC

Site Code	Site Names	Designated Area	Operable Unit	Geographical Zone	Post-Transition Contractor
UPR-200-W-131	UPR-200-W-131, Release from 241-TX-155	200W	200-IS-1	T Farm Zone	TOC
UPR-200-W-132	UPR-200-W-132, UN-200-W-132, 241-UR-151 Diversion Box Release	200W	200-UP-3		TOC
UPR-200-W-134	UPR-200-W-134, Improper Drum Burial at 218-W-3A	200W	200-SW-2		PRC
UPR-200-W-135	UPR-200-W-135, Release from 241-TX-155, UN-200-W-135	200W	200-IS-1	T Farm Zone	TOC
UPR-200-W-137	UPR-200-W-137, 218-W-7, UN-200-W-137	200W	200-SW-2		PRC
UPR-200-W-138	UPR-200-W-138, 221-U Vessel Vent Blower Pit French Drain, UN-216-W-11, UN-200-W-138, UN-200-W-22, UPR-200-W-22	200W	200-MW-1	U Plant Zone	PRC
UPR-200-W-139	UPR-200-W-139, Liquid Release to the 216-U-9 Ditch, UN-200-W-139, UPR-200-W-18	200W	200-CW-5		PRC
UPR-200-W-14	UPR-200-W-14, Waste Line Leak at 242-T Evaporator, UN-200-W-14	200W	200-UR-1	T Farm Zone	PRC
UPR-200-W-140	UPR-200-W-140, 241-SX-107 Leak	200W	200-RO-4		TOC
UPR-200-W-141	UPR-200-W-141, 241-SX-108 Leak	200W	200-RO-4		TOC
UPR-200-W-142	UPR-200-W-142, 241-SX-109 Leak	200W	200-RO-4		TOC
UPR-200-W-143	UPR-200-W-143, 241-SX-111 Leak	200W	200-RO-4		TOC
UPR-200-W-144	UPR-200-W-144, 241-SX-112 Leak	200W	200-RO-4		TOC
UPR-200-W-145	UPR-200-W-145, 241-SX-113 Leak	200W	200-RO-4		TOC
UPR-200-W-146	UPR-200-W-146, 241-SX-115 Leak	200W	200-RO-4		TOC
UPR-200-W-147	UPR-200-W-147, 241-T-103 Leak	200W	200-TP-6		TOC
UPR-200-W-148	UPR-200-W-148, 241-T-106 Leak	200W	200-TP-6		TOC

Site Code	Site Names	Designated Area	Operable Unit	Geographical Zone	Post-Transition Contractor
UPR-200-W-149	UPR-200-W-149, 241-TX-107 Leak	200W	200-TP-5		TOC
UPR-200-W-15	UPR-200-W-15, Liquid Release from REDOX to 207-S and 216-S-17 Pond, UN-200-W-15	200W	200-CW-2		PRC
UPR-200-W-150	UPR-200-W-150, 241-TY-103 Leak	200W	200-TP-5		TOC
UPR-200-W-151	UPR-200-W-151, 241-TY-104 Leak	200W	200-TP-5		TOC
UPR-200-W-152	UPR-200-W-152, 241-TY-105 Leak	200W	200-TP-5		TOC
UPR-200-W-153	UPR-200-W-153, 241-TY-106 Leak	200W	200-TP-5		TOC
UPR-200-W-154	UPR-200-W-154, 241-U-101 Leak	200W	200-UP-3		TOC
UPR-200-W-155	UPR-200-W-155, 241-U-104 Leak	200W	200-UP-3		TOC
UPR-200-W-156	UPR-200-W-156, 241-U-110 Leak	200W	200-UP-3		TOC
UPR-200-W-157	UPR-200-W-157, 241-U-112 Leak	200W	200-UP-3		TOC
UPR-200-W-159	UPR-200-W-159, Caustic Spill at Plutonium Finishing Plant, UN-200-W-159	200W	200-UR-1	PFP Zone	PRC
UPR-200-W-16	UPR-200-W-16, Fire at 218-W-1 Burial Ground	200W	200-SW-2		PRC
UPR-200-W-160	UPR-200-W-160, Line Break at 241-TX-302C, UPR-200-W-38, UPR-200-W-40, 216-T-30	200W	200-IS-1		PRC
UPR-200-W-161	UPR-200-W-161, UN-216-W-35, UN-200-W-161, Large Area east of 241-U Tank Farm	200W	200-IS-1	S/U Farm Zone, T Plant Zone	PRC
UPR-200-W-162	UPR-200-W-162, Contaminated Area on East Side of 221-U, UN-216-W-37	200W	200-UR-1	U Plant Zone	PRC
UPR-200-W-163	UPR-200-W-163, Contaminated Vegetation at the 216-U-8 Pipeline (200-W-42), UN-216-W-33	200W	200-UW-1		PRC
UPR-200-W-164	UPR-200-W-164, Overhead UNH Line Leak, UN-216-W-29	200W	200-IS-1	S/U Farm Zone	PRC

Site Code	Site Names	Designated Area	Operable Unit	Geographical Zone	Post-Transition Contractor
UPR-200-W-165	UPR-200-W-165, Contamination Area East of 241-S, UN-216-W-30	200W	200-UR-1	S/U Farm Zone	PRC
UPR-200-W-166	UPR-200-W-166, Contamination Migration from 241-T Tank Farm, UN-216-W-31	200W	200-UR-1	T Farm Zone	PRC
UPR-200-W-167	UPR-200-W-167, Contamination Migration from 241-TY, UN-216-W-32	200W	200-IS-1	T Farm Zone	TOC
UPR-200-W-17	UPR-200-W-17, UN-200-W-17, Contamination Spread form 241-TX-106 Pump Removal	200W	200-TP-5		TOC
UPR-200-W-18	UPR-200-W-18, Liquid Release to 216-U-9	200W	200-CW-5		PRC
UPR-200-W-19	UPR-200-W-19, 241-U-361 Overflow, UN-200-W-19	200W	200-UW-1	U Plant Zone	PRC
UPR-200-W-2	UPR-200-W-2, UN-200-W-2, Underground Waste Line Leak	200W	200-IS-1	T Plant Zone	PRC
UPR-200-W-20	UPR-200-W-20, UN-200-W-20, Spread of Contamination from a Diversion Box	200W	200-IS-1	S/U Farm Zone	TOC
UPR-200-W-21	UPR-200-W-21, UN-200-W-21, UN-216-W-36, Process Line Cave-in at 241-TX-154 Diversion Box	200W	200-IS-1	T Plant Zone	TOC
UPR-200-W-23	UPR-200-W-23, Waste Box Fire at 234-5Z, UN-200-W-23	200W	200-UR-1	PFP Zone	PRC
UPR-200-W-24	UPR-200-W-24, Release from the 244-UR Vault, UN-200-W-24	200W	200-UP-3		TOC
UPR-200-W-26	UPR-200-W-26, Contamination Spread During Burial Operation	200W	200-SW-2		PRC
UPR-200-W-27	UPR-200-W-27, Transfer Line Leak at 23rd and Camden, UN-200-W-27, UN-216-W-5, Duplicate of UPR-200-W-29	200W	200-IS-1		PRC
UPR-200-W-28	UPR-200-W-28, Release from 241-TX-155 Diversion Box, UN-200-W-28	200W	200-IS-1	T Farm Zone	TOC
UPR-200-W-29	UPR-200-W-29, Transfer Line Leak, UN-200-W-29, UPR-200-W-27, UN-200-W-27, UN-216-W-5, 23rd and Camden Line Break	200W	200-IS-1	T Farm Zone	PRC
UPR-200-W-3	UPR-200-W-3, Railroad Contamination, UN-200-W-3	200W	200-UR-1	T Plant Zone	PRC
UPR-200-W-30	UPR-200-W-30, 216-S-12, UN-200-W-30	200W	200-MW-1		PRC

Site Code	Site Names	Designated Area	Operable Unit	Geographical Zone	Post-Transition Contractor
UPR-200-W-32	UPR-200-W-32, UNH Transfer Line Break, UN-200-W-32	200W	200-IS-1	REDOX Zone	PRC
UPR-200-W-33	UPR-200-W-33, Ground Contamination at 224-U, UN-200-W-33	200W	200-UW-1	U Plant Zone	PRC
UPR-200-W-34	UPR-200-W-34, Overflow of the 216-S-10 Ditch, UN-200-W-34	200W	200-CS-1		PRC
UPR-200-W-35	UPR-200-W-35, Ground Contamination Near UNH Process Line, UN-200-W-35, REDOX to 224-U UNH Line Leak	200W	200-IS-1	REDOX Zone	PRC
UPR-200-W-36	UPR-200-W-36, Groundwater Contamination at 216-S-1 and 216-S-2	200W	200-PW-2	REDOX Zone	PRC
UPR-200-W-37	UPR-200-W-37, Contaminated Boxes Found in a Burn Pit (Z Plant Burn Pit)	200W	200-SW-1		PRC
UPR-200-W-38	UPR-200-W-38, Line Break at 241-TX-302C, UPR-200-W-160, UPR-200-W-40, UN-200-W-38, 216-T-30	200W	200-IS-1	T Plant Zone	PRC
UPR-200-W-39	UPR-200-W-39, UN-200-W-39, 224-U Buried Contamination Trench	200W	200-UR-1	U Plant Zone	PRC
UPR-200-W-4	UPR-200-W-4, Railroad Contamination, UN-200-W-4	200W	200-UR-1	T Plant Zone	PRC
UPR-200-W-40	UPR-200-W-40, Line Break near 241-TX-154, UPR-200-W-38, UPR-200-W-160, 216-T-30, UN-200-W-40,	200W	200-IS-1		PRC
UPR-200-W-41	UPR-200-W-41, Railroad Contamination, UN-200-W-41, REDOX Railroad Cut Contamination	200W	200-UR-1	REDOX Zone	PRC
UPR-200-W-42	UPR-200-W-42, Contamination found at 2706-S, UN-200-W-42	200W	200-UR-1		PRC
UPR-200-W-43	UPR-200-W-43, Contaminated Blacktop East of 233-S, UN-200-W-43	200W	200-UR-1	REDOX Zone	PRC
UPR-200-W-44	UPR-200-W-44, Railroad Track Contamination, UN-200-W-44	200W	200-UR-1	S/U Farm Zone, T Plant Zone, U Plant Zone	PRC
UPR-200-W-45	UPR-200-W-45, Burial Box Collapse	200W	200-SW-2	WM Zone	PRC
UPR-200-W-46	UPR-200-W-46, Contaminated Railroad Track, H-2 Centrifuge Burial, UN-200-W-46	200W	200-UR-1	REDOX Zone	PRC
UPR-200-W-47	UPR-200-W-47, 216-S-16P Dike Release, UN-200-W-47	200W	200-CW-2		PRC

Site Code	Site Names	Designated Area	Operable Unit	Geographical Zone	Post-Transition Contractor
UPR-200-W-48	UPR-200-W-48, Contaminated Railroad Track near 221-U, UN-200-W-48	200W	200-UW-1	U Plant Zone	PRC
UPR-200-W-49	UPR-200-W-49, Contamination Southeast of 241-SX, UN-200-W-49	200W	200-IS-1		PRC
UPR-200-W-5	UPR-200-W-5, Overflow at 241-TX-155, UN-200-W-5	200W	200-IS-1	T Farm Zone	TOC
UPR-200-W-50	UPR-200-W-50, UN-200-W-50, Contamination Spread from 241-SX-114	200W	200-RO-4		TOC
UPR-200-W-51	UPR-200-W-51, Release from 241-S Diversion Box, UN-200-W-51, UPR-200-W-52	200W	200-UR-1	S/U Farm Zone	PRC
UPR-200-W-52	UPR-200-W-52, Release from 241-S Diversion Box, UN-200-W-52	200W	200-UR-1		PRC
UPR-200-W-53	UPR-200-W-53, Burial Box Collapse	200W	200-SW-2		PRC
UPR-200-W-55	UPR-200-W-55, Uranium Powder Spill at 224-U, UN-200-W-55	200W	200-UW-1	U Plant Zone	PRC
UPR-200-W-56	UPR-200-W-56, Contamination at the REDOX Column Carrier Trench, UN-200-W-56	200W	200-UR-1	REDOX Zone	PRC
UPR-200-W-57	UPR-200-W-57, UPR-200-E-120 (error in area number assignment), UN-200-W-57, 233-S Fire	200W	200-UR-1	REDOX Zone	PRC
UPR-200-W-58	UPR-200-W-58, Railroad Track Contamination, UN-200-W-58	200W	200-UR-1	T Plant Zone, WM Zone	PRC
UPR-200-W-59	UPR-200-W-59, Contaminated Liquid Released to 216-S-16P	200W	200-CW-2		PRC
UPR-200-W-6	UPR-200-W-6, UN-200-W-6, Contamination Spread from 241-U-151 and 241-U-152 Diversion Boxes	200W	200-IS-1	S/U Farm Zone	TOC
UPR-200-W-60	UPR-200-W-60, Railroad Contamination, UN-200-W-60	200W	200-UW-1	U Plant Zone	PRC
UPR-200-W-61	UPR-200-W-61, REDOX Ground Contamination, UN-200-W-61	200W	200-UR-1	REDOX Zone	PRC
UPR-200-W-62	UPR-200-W-62, UN-200-W-62, Line Leak at 23rd and Camden, UN-216-W-5, Duplicate of UPR-200-W-97	200W	200-TP-6		PRC
UPR-200-W-63	UPR-200-W-63, Road Contamination along the South Shoulder of 23rd Street, UN-200-W-63	200W	200-SW-2	T Farm Zone, T Plant Zone	PRC

Site Code	Site Names	Designated Area	Operable Unit	Geographical Zone	Post-Transition Contractor
UPR-200-W-64	UPR-200-W-64, Road Contamination at 23rd and Camden, UN-200-W-64	200W	200-IS-1	T Farm Zone	PRC
UPR-200-W-65	UPR-200-W-65, Contamination in the T-Plant Railroad Cut, UN-200-W-65	200W	200-UR-1	T Plant Zone	PRC
UPR-200-W-67	UPR-200-W-67, Contamination near 2706-T, UN-200-W-67	200W	200-UR-1	T Plant Zone	PRC
UPR-200-W-68	UPR-200-W-68, Road Contamination, UN-200-W-68	200W	200-UR-1	200-W Ponds Zone	PRC
UPR-200-W-69	UPR-200-W-69, Railroad Contamination, UN-200-W-69	200W	200-UR-1	REDOX Zone	PRC
UPR-200-W-7	UPR-200-W-7, Contamination Spread from the 241-T-151 and 241-T-152 Diversion Boxes, UN-200-W-7	200W	200-TP-6		TOC
UPR-200-W-70	UPR-200-W-70, Contamination Found at the 200 West Burning Ground East of Beloit Ave.	200W	200-SW-1	T Plant Zone	PRC
UPR-200-W-71	UPR-200-W-71, UN-200-W-71, Contamination Spread along 16th Street	200W	200-UR-1	200-W Ponds Zone, PFP Zone, S/U Farm Zone, WM Zone	PRC
UPR-200-W-72	UPR-200-W-72, Contamination at 218-W-4A	200W	200-SW-2		PRC
UPR-200-W-73	UPR-200-W-73, Contaminated Railroad Track at 221-T, UN-200-W-73	200W	200-UR-1	T Plant Zone	PRC
UPR-200-W-74	UPR-200-W-74, Overground Line Leak at 241-Z, UN-200-W-74	200W	200-UR-1		PRC
UPR-200-W-75	UPR-200-W-75, Contamination Spread at 241-Z, UN-200-W-75	200W	200-UR-1		PRC
UPR-200-W-76	UPR-200-W-76, UN-200-W-76, Contamination Found at 241-TX-155	200W	200-IS-1	T Farm Zone	TOC
UPR-200-W-77	UPR-200-W-77, Contaminated Coyote Feces, UN-200-W-77	200W	200-UR-1		PRC
UPR-200-W-78	UPR-200-W-78, UO3 Powder Spill at 224-U, UN-200-W-78	200W	200-UW-1	U Plant Zone	PRC
UPR-200-W-79	UPR-200-W-79, Contamination Spread at 241-Z, UN-200-W-79	200W	200-IS-1		PRC

Site Code	Site Names	Designated Area	Operable Unit	Geographical Zone	Post-Transition Contractor
UPR-200-W-8	UPR-200-W-8, UN-200-W-8, 200-W-5, Old Burial/Burning Pit, U-Plant Burning Pit/Burial Ground	200W	200-UW-1	U Plant Zone	PRC
UPR-200-W-80	UPR-200-W-80, UN-200-W-80, 241-S/SX Contamination Migration	200W	200-RO-4		TOC
UPR-200-W-81	UPR-200-W-81, UN-200-W-81, Contamination Specks in 241-S/SX	200W	200-RO-4		TOC
UPR-200-W-82	UPR-200-W-82, UN-200-W-82, Contamination Spread at 240-S-151	200W	200-RO-4	REDOX Zone	PRC
UPR-200-W-83	UPR-200-W-83, Radioactive Spill Near 204-S Radiation Zone, UN-216-W-82, UN-200-W-83	200W	200-UR-1		PRC
UPR-200-W-84	UPR-200-W-84, Ground Contamination During Burial Operation at 218-W-3A	200W	200-SW-2		PRC
UPR-200-W-85	UPR-200-W-85, Radioactive Spill from Multipurpose Transfer Box, UN-216-W-85, UN-200-W-85	200W	200-UR-1	T Plant Zone	PRC
UPR-200-W-86	UPR-200-W-86, Contaminated Pigeon Feces at 221-U and 204-S, UN-200-W-86, UN-216-W-86	200W	200-UR-1	REDOX Zone	PRC
UPR-200-W-87	UPR-200-W-87, UN-216-W-87, Radioactive Spill from 219-S Filter Housing, UN-200-W-87	200W	200-UR-1	REDOX Zone	TOC
UPR-200-W-88	UPR-200-W-88, Radioactive Spill from Uranyl Nitrate (UNH) Trailer, UN-216-W-88, UN-200-W-88	200W	200-UR-1		PRC
UPR-200-W-89	UPR-200-W-89, Radioactive Contamination Southwest of 236-Z Building, UN-216-W-89, UN-200-W-89	200W	200-UR-1		PRC
UPR-200-W-90	UPR-200-W-90, Radioactive Contamination South of 236-Z Building, UN-216-N-90, UN-200-W-90	200W	200-UR-1		PRC
UPR-200-W-91	UPR-200-W-91, Radioactive Contamination near 234-5Z Building, UN-216-W-91, UN-200-W-91	200W	200-UR-1	PFP Zone	PRC
UPR-200-W-95	UPR-200-W-95, UN-216-W-2, 207-S Retention Basin	200W	200-CW-2		PRC
UPR-200-W-96	UPR-200-W-96, UN-216-W-4, 233-S Floor Overflow, 233-SA Floor Overflow	200W	200-UR-1	REDOX Zone	PRC
UPR-200-W-97	UPR-200-W-97, Transfer Line Leak, UN-216-W-5, UN-200-W-97	200W	200-IS-1	T Farm Zone	PRC
UPR-200-W-98	UPR-200-W-98, UN-216-W-6, 221-T Waste Line Break at R-19, UN-200-W-98	200W	200-IS-1	T Plant Zone	PRC

Site Code	Site Names	Designated Area	Operable Unit	Geographical Zone	Post-Transition Contractor
UPR-200-W-99	UPR-200-W-99, UN-216-W-7, 241-153-TX Diversion Box Contamination Spread, UN-200-W-99	200W	200-UR-1	T Farm Zone	PRC
UPR-3000-1	UPR-3000-1, UN-3000-1, Release from the Physical Science Laboratory	3000	1100-EM-3	3000	PRC
UPR-300-1	UPR-300-1, 316-1A, 307-340 Waste Line Leak, UN-300-1	300	300-FF-2	300	RCCC
UPR-300-10	UPR-300-10, Contamination Under 325 Bldg., UN-300-10	300	300-FF-2	300	RCCC
UPR-300-11	UPR-300-11, Underground Radioactive Liquid Line Leak, UN-300-11	300	300-FF-2	300	RCCC
UPR-300-12	UPR-300-12, UN-300-12, Contaminated Soil Beneath the 325 Building	300	300-FF-2	300	RCCC
UPR-300-13	UPR-300-13, UN-300-13, Acid Neutralization Tank Leak East of 333 Building	300	300-FF-2	300	RCCC
UPR-300-14	UPR-300-14, UN-300-14, Acid Leak at 334 Tank Farm	300	300-FF-2	300	RCCC
UPR-300-15	UPR-300-15, Uranium Bearing Acid Release from 313 to the Process Sewer	300	300-FF-1	300	RCCC
UPR-300-17	UPR-300-17, UN-300-17, Metal Shavings Fire	300	300-FF-2	300	RCCC
UPR-300-18	UPR-300-18, UN-300-18, Release at 321 Tank Farms	300	300-FF-2	300	RCCC
UPR-300-19	UPR-300-19, Chemical Release to the Process Sewer	300	300-FF-1	300	RCCC
UPR-300-2	UPR-300-2, Releases at the 340 Facility, UN-300-2, UN-316-2	300	300-FF-2	300	RCCC
UPR-300-20	UPR-300-20, Acid Release to the Process Sewer	300	300-FF-1	300	RCCC
UPR-300-21	UPR-300-21, Nitric Acid Release to the Process Sewer	300	300-FF-1	300	RCCC
UPR-300-22	UPR-300-22, Acid Release to the Process Sewer	300	300-FF-1	300	RCCC
UPR-300-23	UPR-300-23, Acid Release to the Process Sewer	300	300-FF-1	300	RCCC
UPR-300-24	UPR-300-24, Acid Release to the Process Sewer	300	300-FF-1	300	RCCC
UPR-300-25	UPR-300-25, Release to the Process Sewer	300	300-FF-1	300	RCCC
UPR-300-26	UPR-300-26, Caustic Release to the Process Sewer	300	300-FF-1	300	RCCC
UPR-300-27	UPR-300-27, Acid Release to the Process Sewer	300	300-FF-1	300	RCCC
UPR-300-28	UPR-300-28, Release to the Process Sewer	300	300-FF-1	300	RCCC
UPR-300-29	UPR-300-29, Release to the Process Sewer	300	300-FF-1	300	RCCC
UPR-300-30	UPR-300-30, Acid Release to the Process Sewer	300	300-FF-1	300	RCCC
UPR-300-31	UPR-300-31, UN-300-31	300	300-FF-2	300	RCCC
UPR-300-32	UPR-300-32, Acid Leaks at the 333 Building	300	300-FF-1	300	RCCC
UPR-300-33	UPR-300-33, Waste Leak at the 333 Building	300	300-FF-1	300	RCCC
UPR-300-34	UPR-300-34, Release to the Process Pond	300	300-FF-1	300	RCCC
UPR-300-35	UPR-300-35, Leak at the 333 Building	300	300-FF-1	300	RCCC
UPR-300-36	UPR-300-36, Acid Leak at the 333 Building	300	300-FF-1	300	RCCC

Site Code	Site Names	Designated Area	Operable Unit	Geographical Zone	Post-Transition Contractor
UPR-300-37	UPR-300-37, 333 Building Leaks	300	300-FF-1	300	RCCC
UPR-300-38	UPR-300-38, Soil Contamination Beneath the 313 Building	300	300-FF-2	300	RCCC
UPR-300-39	UPR-300-39, UN-300-39, Sodium Hydroxide Leak at 311 Tank Farm	300	300-FF-2	300	RCCC
UPR-300-4	UPR-300-4, UN-300-4, Contaminated Soil Beneath the 321 Building	300	300-FF-2	300	RCCC
UPR-300-40	UPR-300-40, Acid Release at the 303-F Pipe Trench, UN-300-40, UPR-300-31, UN-300-31	300	300-FF-2	300	RCCC
UPR-300-41	UPR-300-41, 300 Area #340 Building Phosphoric Acid Spill, UN-300-41	300	300-FF-2	300	RCCC
UPR-300-42	UPR-300-42, 300 Area Powerhouse Fuel Oil Spill, UN-300-42	300	300-FF-2	300	RCCC
UPR-300-43	UPR-300-43, 300 Area Solvent Refined Coal Spill, UN-300-43	300	300-FF-2	300	RCCC
UPR-300-44	UPR-300-44, 313 Building, Uranium Bearing Waste Etch-Acid Spill, UN-300-44	300	300-FF-2	300	RCCC
UPR-300-45	UPR-300-45, 303-F Building Uranium-Bearing Acid Spill, UN-300-45	300	300-FF-2	300	RCCC
UPR-300-46	UPR-300-46, Contamination North of 333 Building	300	300-FF-2	300	RCCC
UPR-300-47	UPR-300-47, 309 Building, Ethylene Glycol Release, Glycol Spill from the 309, Chiller System	300	300-FF-1	300	RCCC
UPR-300-48	UPR-300-48, 325 Building Basement Topsy Pit	300	300-FF-2	300	RCCC
UPR-300-5	UPR-300-5, UN-300-5, Spill at 309 Storage Basin	300	300-FF-2	300	RCCC
UPR-300-7	UPR-300-7, UN-300-7, Oil Spill at 384 Building	300	300-FF-2	300	RCCC
UPR-300-8	UPR-300-8, Caustic Spill from 311 Tank Farm to Process Sewer	300	300-FF-1	300	RCCC
UPR-300-9	UPR-300-9, Nitric Acid Leak from 306-W to the Process Sewer	300	300-FF-1	300	RCCC
UPR-300-FF-1	UPR-300-FF-1, 300-FF-1 Hot Spots, Surface Radiation Survey for 300-FF-1, UN-300-FF-1,	300	300-FF-1	300	RCCC
UPR-400-1	UPR-400-1, 400 Area Coolant Spill, UN-400-1	400	300-FF-2	FFTF Zone	PRC
UPR-600-1	UPR-600-1, Contamination Spread at 618-10 Burial Ground, UN-600-1	600	300-FF-2	600	RCCC
UPR-600-10	UPR-600-10, Contamination Spread at 618-11	600	300-FF-2	600	RCCC
UPR-600-11	UPR-600-11, Contaminated Soil Dumped at JA Jones Pit #1	600	100-IU-6	600	RCCC
UPR-600-12	UPR-600-12, UN-600-12, UNH Spill to Route 4S	600	200-UR-1	NRDWL/BC Control Zone	PRC
UPR-600-15	UPR-600-15, UN-600-15, Contaminated Material found at 618-4	600	300-FF-1	600	RCCC
UPR-600-16	UPR-600-16, P-11 Fire and Contamination Spread, UN-600-16, UN-616-16	600	100-IU-6	600	RCCC

Site Code	Site Names	Designated Area	Operable Unit	Geographical Zone	Post-Transition Contractor
UPR-600-17	UPR-600-17, 600 Area Patrol Boat Spill, UN-600-17	600	100-NR-1	600	RCCC
UPR-600-18	UPR-600-18, Tank Truck Gasoline Spill, UN-600-18	600	100-IU-6	600	RCCC
UPR-600-19	UPR-600-19, Lime Sulfur Barrel	600	100-IU-6	600	RCCC
UPR-600-2	UPR-600-2, Contamination Spread at 618-10, UN-600-2	600	300-FF-2	600	RCCC
UPR-600-20	UPR-600-20, UN-216-E-41, Cross Country Transfer Line Contamination, Cross Site Transfer Line, V360, V361, V362, V363, V364, V366; Cross Site Transfer Pipeline	600	200-IS-1	200-E Admin Zone, B Plant Zone, ERDF Zone, T Plant Zone, U Plant Zone	PRC
UPR-600-21	UPR-600-21, Contamination found Northeast of 200 East Area, UN-216-E-31	600	200-UR-1	200-E Ponds Zone	PRC
UPR-600-22	UPR-600-22, WPPSS Windrow Site, 600-21	600	300-FF-2	618-10/11 Zone	RCCC
UPR-600-3	UPR-600-3, Contamination Spread at 618-10	600	300-FF-2	600	RCCC
UPR-600-4	UPR-600-4, Contamination Spread at 618-11	600	300-FF-2	600	RCCC
UPR-600-5	UPR-600-5, Contamination Spread at 618-11	600	300-FF-2	600	RCCC
UPR-600-6	UPR-600-6, Contamination Spread at 618-11	600	300-FF-2	600	RCCC
UPR-600-7	UPR-600-7, Contamination Spread at 618-11	600	300-FF-2	600	RCCC
UPR-600-8	UPR-600-8, Contamination Spread at 618-11	600	300-FF-2	600	RCCC
UPR-600-9	UPR-600-9, Contamination Spread at 618-11	600	300-FF-2	600	RCCC
WESF	WESF, Waste Encapsulation and Storage Facility, 225-B (See Subsites)	200E	200-BP-6	B Plant Zone	PRC
WRAP	WRAP, Waste Receiving and Processing Facility	200W	200-ZP-3	WM Zone	PRC
Z PLANT BP	Z PLANT BP, Z Plant Burning Pit, Z Plant Burn Pit	200W	200-SW-1		PRC