

Race and Hispanic Origin in the 2010 Census

Karen R. Humes, Nicholas A. Jones, and Roberto R. Ramirez
Population Division

Webinar Presented on March 22, 2011

Topics Presented

- Race and Hispanic origin standards
- 2010 Census race and Hispanic origin questionnaire items
- Tabulation of race and Hispanic origin data from the 2010 Census
- Selected 2010 Census race and Hispanic origin data products

Race and Ethnicity Standards

The Office of Management and Budget (OMB) is responsible for issuing standards for the classification of federal data on race and ethnicity

OMB's 1997 standards include:

- 2 minimum categories for data on ethnicity
- 5 minimum categories for data on race
- Multiple race reporting is accepted

Race and Ethnicity Standards

OMB Race Categories:

- White
- Black or African American
- American Indian or Alaska Native
- Asian
- Native Hawaiian or Other Pacific Islander

The Census Bureau is permitted to use an additional category - “Some other race”

Race and Ethnicity Standards

OMB Ethnicity Categories:

- Hispanic or Latino
- Not Hispanic or Latino

Race and ethnicity are considered separate concepts

Those who identify as either ethnicity category above may be any race(s)

Race and Hispanic Origin Questionnaire Items

2010 Census Hispanic Origin and Race Questions Note

→ NOTE: Please answer BOTH Question 8 about Hispanic origin and Question 9 about race. For this census, Hispanic origins are not races.

This note preceded the 2010 Census Hispanic origin question and the race question

2010 Census Hispanic Origin Question

Is Person 1 of Hispanic, Latino, or Spanish origin?

- No, not of Hispanic, Latino, or Spanish origin
- Yes, Mexican, Mexican Am., Chicano
- Yes, Puerto Rican
- Yes, Cuban
- Yes, another Hispanic, Latino, or Spanish origin — *Print origin, for example, Argentinean, Colombian, Dominican, Nicaraguan, Salvadoran, Spaniard, and so on.* ↴

--	--	--	--	--	--	--	--	--	--	--	--	--	--	--	--	--	--	--	--

Tabulation of Race and Hispanic Origin Data from the 2010 Census

Hispanic Origin Data Tabulation Concepts

Hispanic or Latino

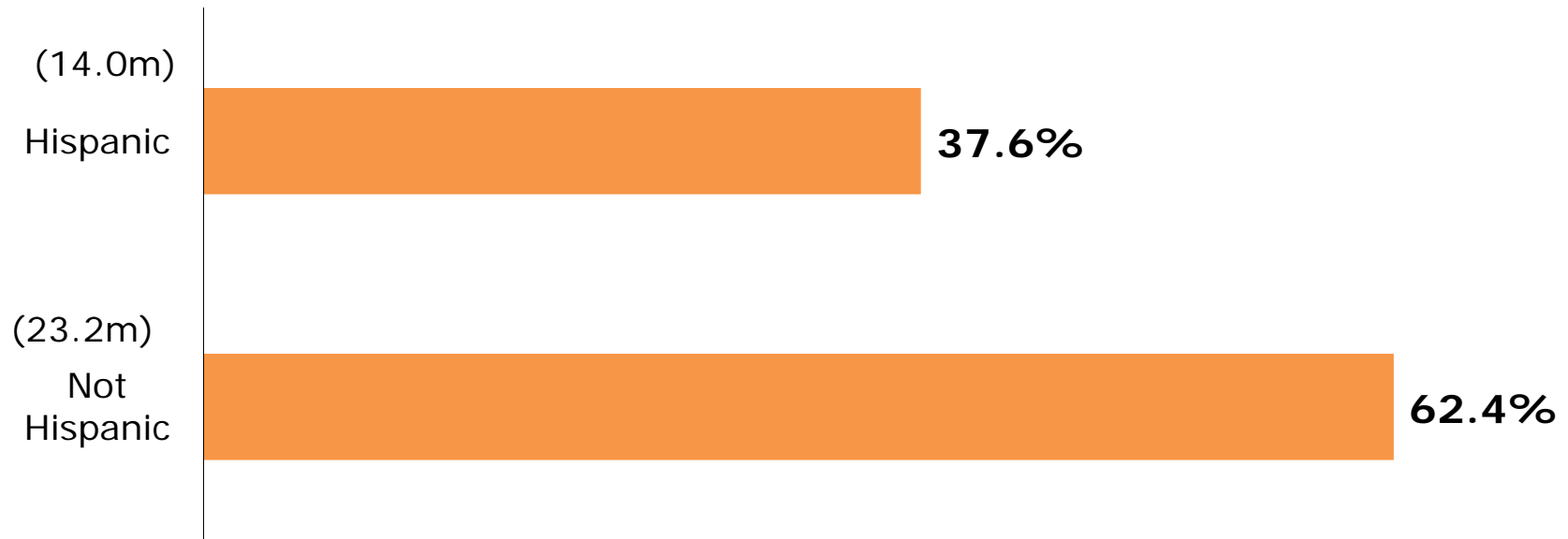
- Includes people who reported a Hispanic origin

Not Hispanic or Latino

- Includes people who identified as not being of Hispanic origin

2010 Census Hispanic Origin Distribution: California

California Total Population
= 37.3 million



Source: 2010 Census

Race Data Tabulation Concepts

Race alone

- Includes people who indicated only one race
- For example, people who identified as “Asian and no other race” are included in the Asian alone population

Two or More Races

- Includes people who reported more than one race
- 57 combinations of the major race groups

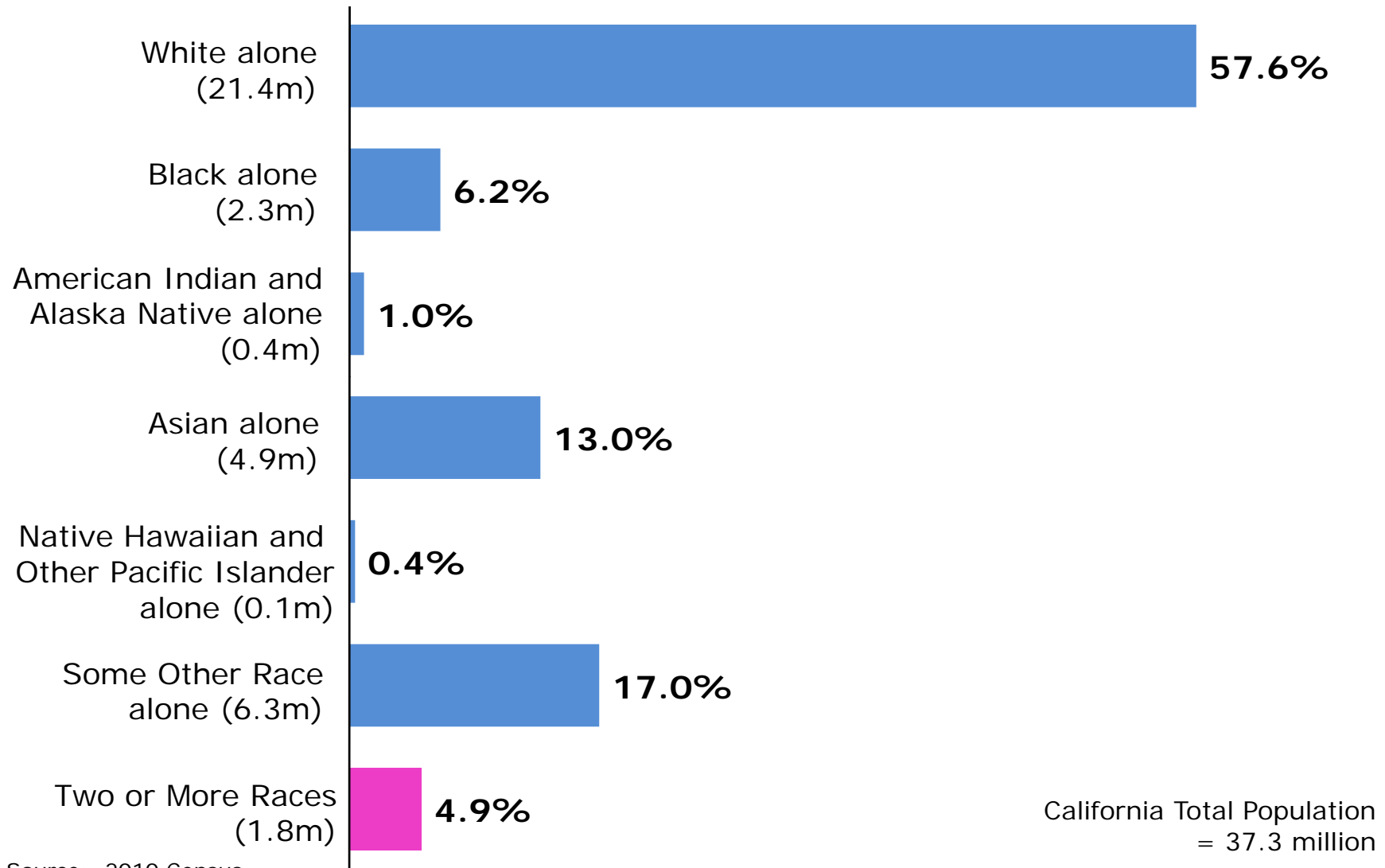
Race Data Tabulation Concepts

There are six race alone categories:

- White alone
- Black or African American alone
- American Indian and Alaska Native alone
- Asian alone
- Native Hawaiian and Other Pacific Islander alone
- Some Other Race alone

These six categories and the Two or More Races category are mutually exclusive and sum to the total population

2010 Census Race Distribution: California



Source: 2010 Census

Race Data Tabulation Concepts

Race alone or in combination

- Reflects the maximum number of people who reported a particular race
- For example, people who identified as “Asian alone” and no other race, *plus* people who identified as “Asian and one or more other race groups” are included in this population

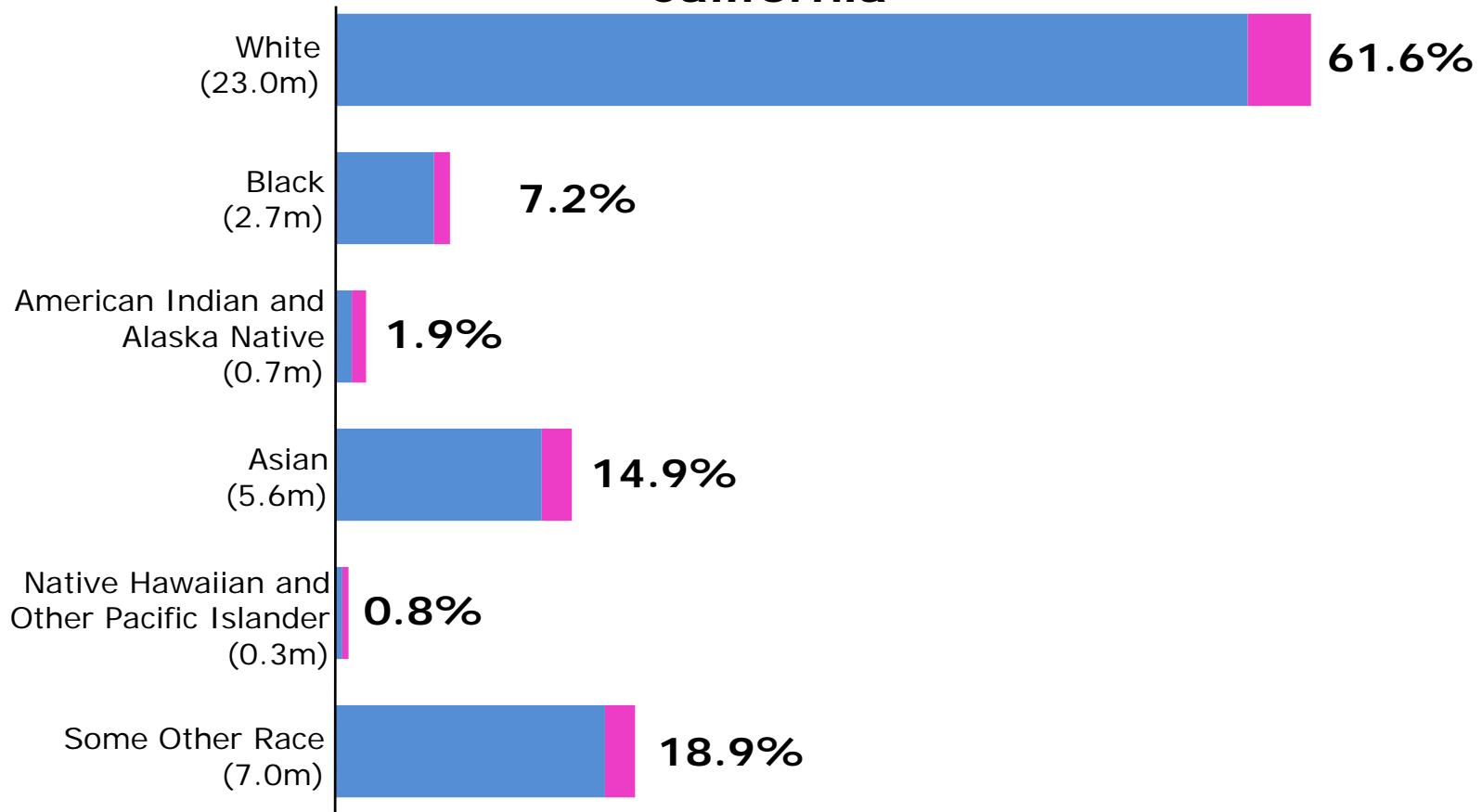
Race Data Tabulation Concepts

There are six race alone or in combination categories:

- White
- Black or African American
- American Indian and Alaska Native
- Asian
- Native Hawaiian and Other Pacific Islander
- Some Other Race

These six categories are not mutually exclusive and the sum exceeds the total population

2010 Census Race Alone and In Combination Distribution: California



*Two or More Races
(1.8m)*

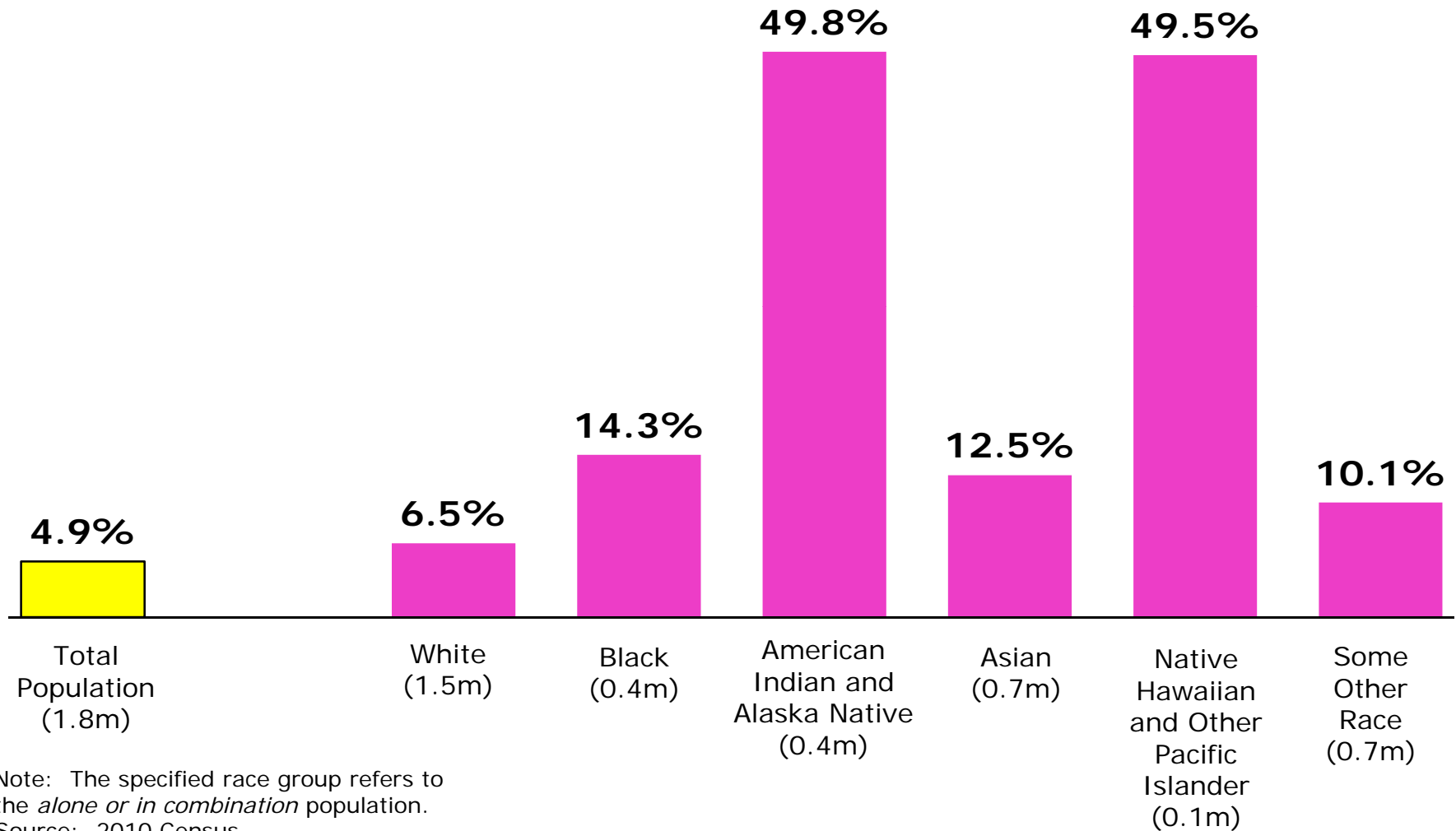
California Total Population
= 37.3 million

Source: 2010 Census

■ Race Alone

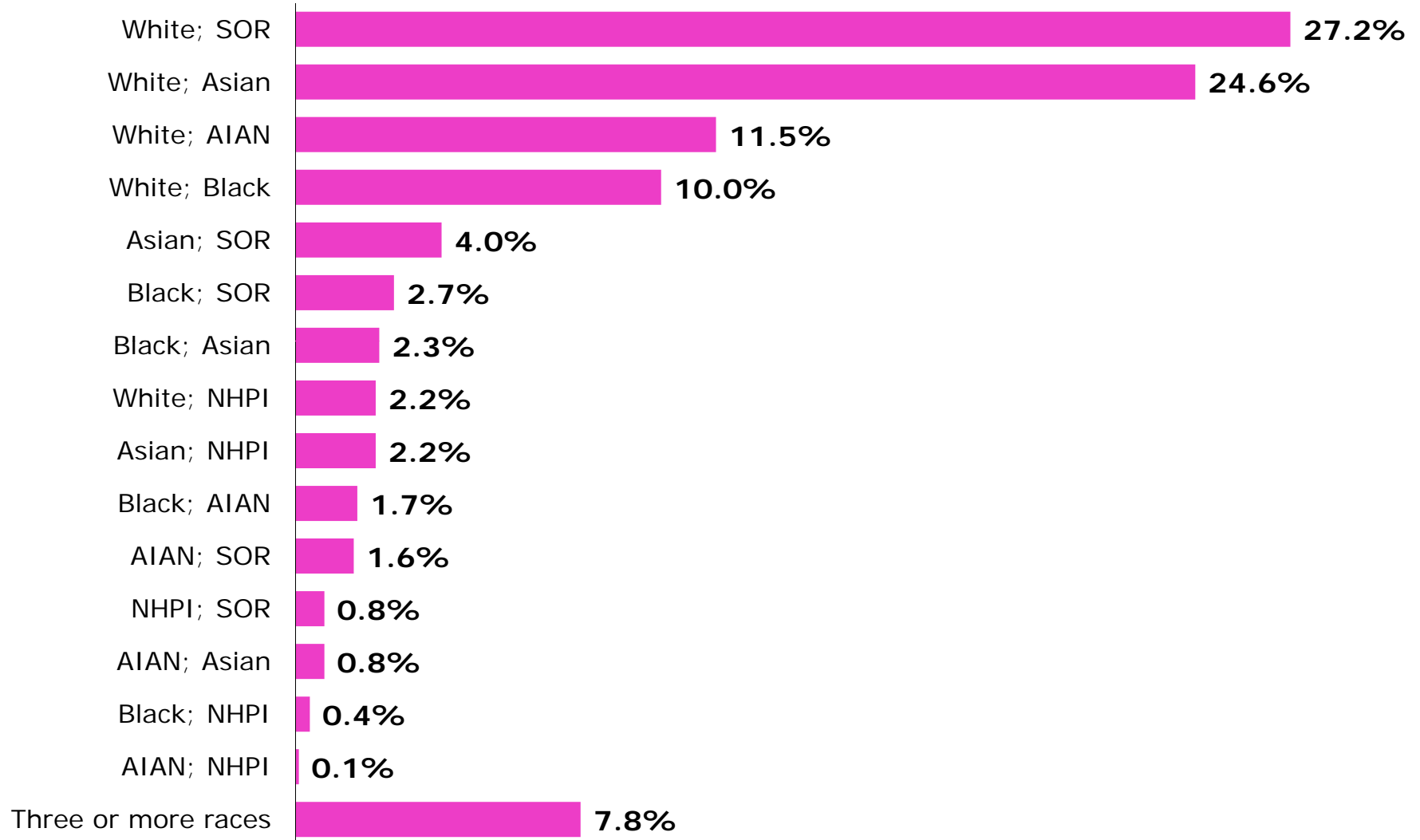
■ Race In Combination

Percent of Major Race Group Reporting More Than One Race: California, 2010



Note: The specified race group refers to the *alone or in combination* population.
Source: 2010 Census

Percent Distribution of People Who Reported More Than One Race: California, 2010



Note: The acronym SOR refers to Some Other Race; AIAN refers to American Indian and Alaska Native; and NHPI refers to Native Hawaiian and Other Pacific Islander.

Source: 2010 Census

Race and Hispanic Origin Data Tabulation Concepts

Cross-tabulation of race and Hispanic origin

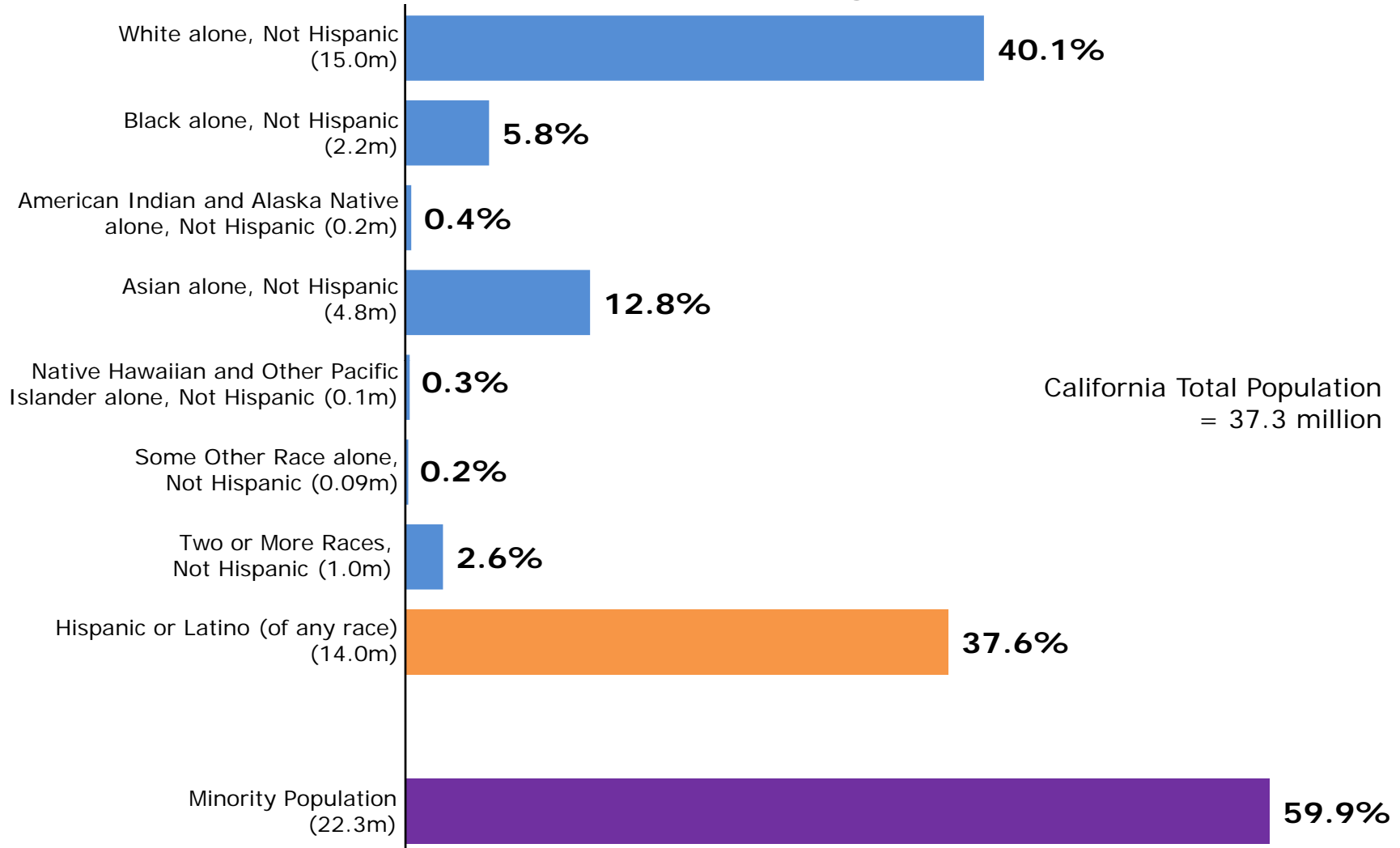
- Hispanics may be any race. For counts and characteristics of race groups, excluding Hispanics, a cross-tabulation is utilized
- This approach creates mutually exclusive categories such as:
 - White alone, not Hispanic
 - White, Hispanic
 - etc.

Race and Hispanic Origin Data Tabulation Concepts

Cross-tabulation of race and Hispanic origin

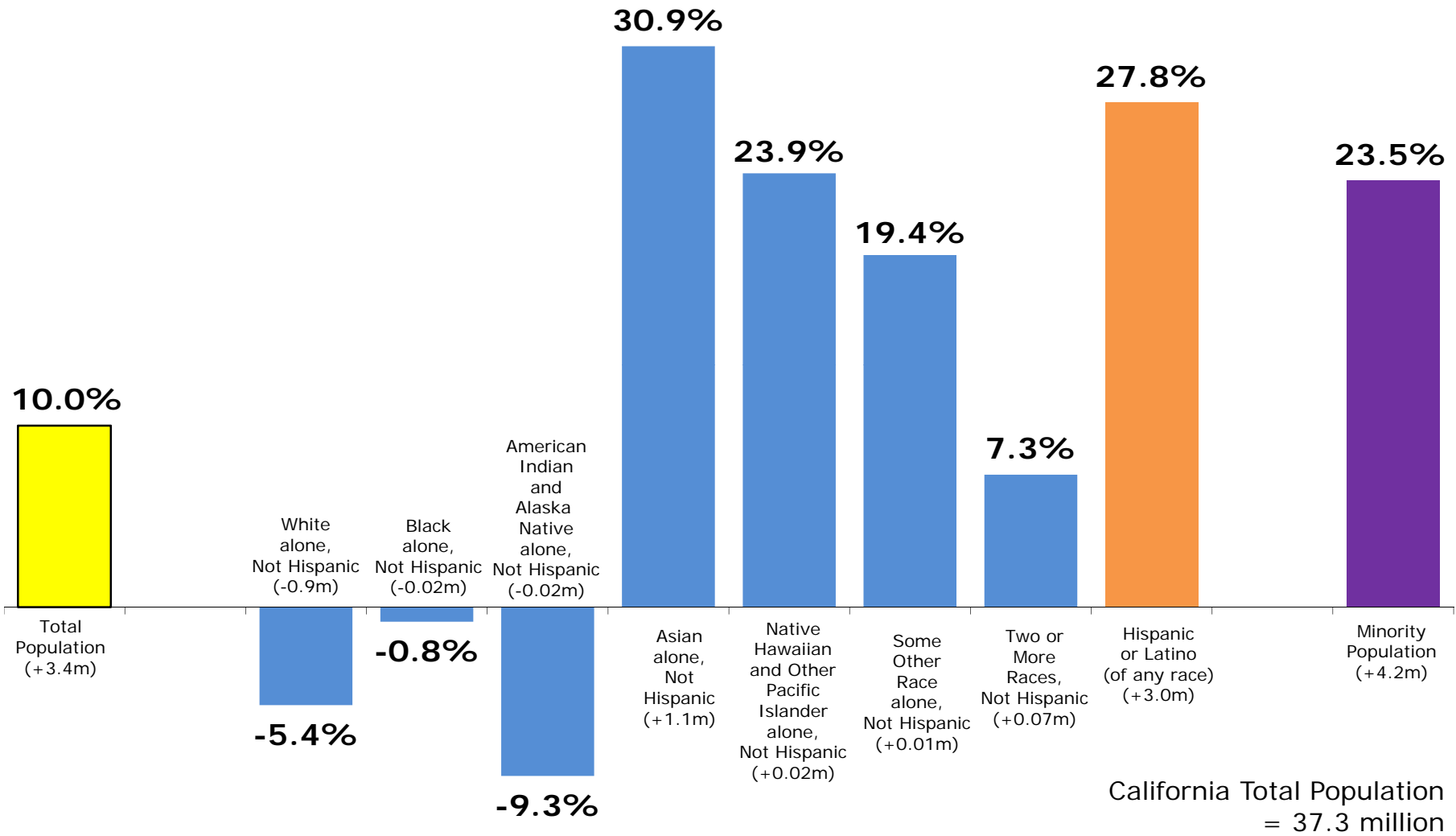
- To obtain data on the “minority” population, race and Hispanic origin data need to be cross-tabulated
- Minority refers to people who identified their ethnicity and race as something other than non-Hispanic White alone

2010 Census Race, Hispanic Origin, Minority Distribution: California, All Ages



Source: 2010 Census

Percent Change 2000 to 2010: California, All Ages



Source: 2010 Census

Selected 2010 Census Race and Hispanic Origin Data Products

Selected 2010 Census Data Products

Planned Release Date ¹	Data Products	Lowest Level Geography
<p><i>States:</i> FEB 2011 – MAR 2011</p> <p><i>National:</i> APR 2011</p>	<p>2010 Census Redistricting Data (P.L. 94-171) Summary File:</p> <ul style="list-style-type: none"> • State population counts for race and Hispanic or Latino categories • State housing unit counts by occupancy status (occupied units, vacant units) <p><i>Media: Internet tables, DVD, download capability</i></p> <p>National Summary File of Redistricting Data:</p> <ul style="list-style-type: none"> • Population and housing unit counts for the United States, regions, divisions, and American Indian, Alaska Native, and Native Hawaiian Areas <p><i>Media: Internet tables, download capability</i></p>	<p>Blocks</p> <p>American Indian, Alaska Native, and Native Hawaiian areas</p>
MAY 2011	<p>Demographic Profile:</p> <ul style="list-style-type: none"> • Selected population and housing characteristics • Includes Congressional Districts of the 111th Congress <p><i>Media: Internet quick tables, download capability</i></p>	Places/Functioning Minor Civil Divisions ²
<p><i>States:</i> JUN 2011 – AUG 2011</p>	<p>Summary File 1 (SF 1):</p> <ul style="list-style-type: none"> • Population counts for 63 race categories and Hispanic or Latino..... • Population counts for many detailed race and Hispanic or Latino categories, and American Indian and Alaska Native tribes..... • Selected population and housing characteristics..... 	<p>Blocks</p> <p>Census Tracts</p> <p>Blocks/Census Tracts</p>

www.census.gov/population/www/cen2010/glance/index.html

Information on Race and Ethnicity

Public Information Office (PIO)

301.763.3030

pio@census.gov

Data on Hispanic Origin

www.census.gov/population/www/socdemo/hispanic/hispanic.html

Data on Race

www.census.gov/population/www/socdemo/race/race.html