

ANNUAL STATISTICS
OF THE
UNITED STATES
JUDICIAL PANEL ON
MULTIDISTRICT LITIGATION



January through December
2009



TABLE OF CONTENTS



Statistical Year Summary of Transfer of Cases
Under 28 U.S.C. §1407
(October 1, 2008 – September 30, 2009)

Calendar Year Summary of JPML Activity (1973 – 2009)

Number of New Dockets Opened (1998 – 2009)

Number of New Dockets Denied (1973 – 2009)

Hearing Matters Set and Considered for CY 2009

Hearing Matters 1998 – 2009 (By Hearing Date)

Hearing Matters Yearly Totals (1998 – 2009)

STATISTICAL YEAR SUMMARY OF TRANSFER OF CASES UNDER 28 U.S.C. § 1407



The United States Judicial Panel on Multidistrict Litigation acted upon 22,037 civil actions pursuant to 28 U.S.C. § 1407 during the twelve-month period ending September 30, 2009. The Panel transferred 6,085 cases originally filed in 92 district courts to 52 transferee districts for inclusion in coordinated or consolidated pretrial proceedings with 15,952 actions initiated in the transferee districts. The Chinese-Manufactured Drywall products liability litigation and several Madoff-related securities litigations were among the more significant of the Panel's transfer determinations. In addition, the Panel did not order transfer in 26 newly docketed litigations involving 187 actions.

Since the creation of the Panel in 1968, there have been 323,258 civil actions centralized for pretrial proceedings. As of September 30, 2009, a total of 11,737 actions had been remanded for trial, 395 actions had been reassigned within the transferee district, and 223,126 actions had been terminated in the transferee court. At the end of this statistical year, there were 88,000 actions pending throughout 60 transferee district courts.

Calendar Year Summary of JPML Activity

DATE	HEARINGS	MAIN ORDERS	NEW DOCKETS OPENED	DOCKETS TRANSFERRED	ACTIONS IN DOCKETS TRANSFERRED	DOCKETS DENIED	ACTIONS IN DOCKETS DENIED	TRANSFERRED AS TAG-ALONGS	REMANDS
Jan-Dec 2009	6	279	121	83	748	37	203	5,275	82
Jan-Dec 2008	6	254	96	85	3,182	23	158	8,210	51
Jan-Dec 2007	6	258	98	58	619	30	137	6,147	77
Jan-Dec 2006	6	296	74	54	561	23	90	9,550	165
Jan-Dec 2005	6	287	80	47	576	31	340	7,907	338
Jan-Dec 2004	6	302	76	43	384	33	296	11,620	354
Jan-Dec 2003	6	356	81	55	797	22	115	7,720	455
Jan-Dec 2002	6	294	68	31	430	33	241	6,428	418
Jan-Dec 2001	6	199	50	39	1,448	13	48	7,375	103
Jan-Dec 2000	7	239	62	51	545	15	88	9,056	289
Jan-Dec 1999	6	211	61	44	379	17	46	10,506	4,417
Jan-Dec 1998	6	201	54	35	287	15	203	16,658	1,379
Jan-Dec 1997	6	228	54	39	320	19	112	10,592	432
Jan-Dec 1996	6	194	67	40	500	17	178	13,313	64
Jan-Dec 1995	6	135	46	30	753	16	71	17,216	377
Jan-Dec 1994	6	169	42	33	699	18	74	10,766	268
Jan-Dec 1993	6	160	40	25	227	11	66	10,455	192

Calendar Year Summary of JPML Activity

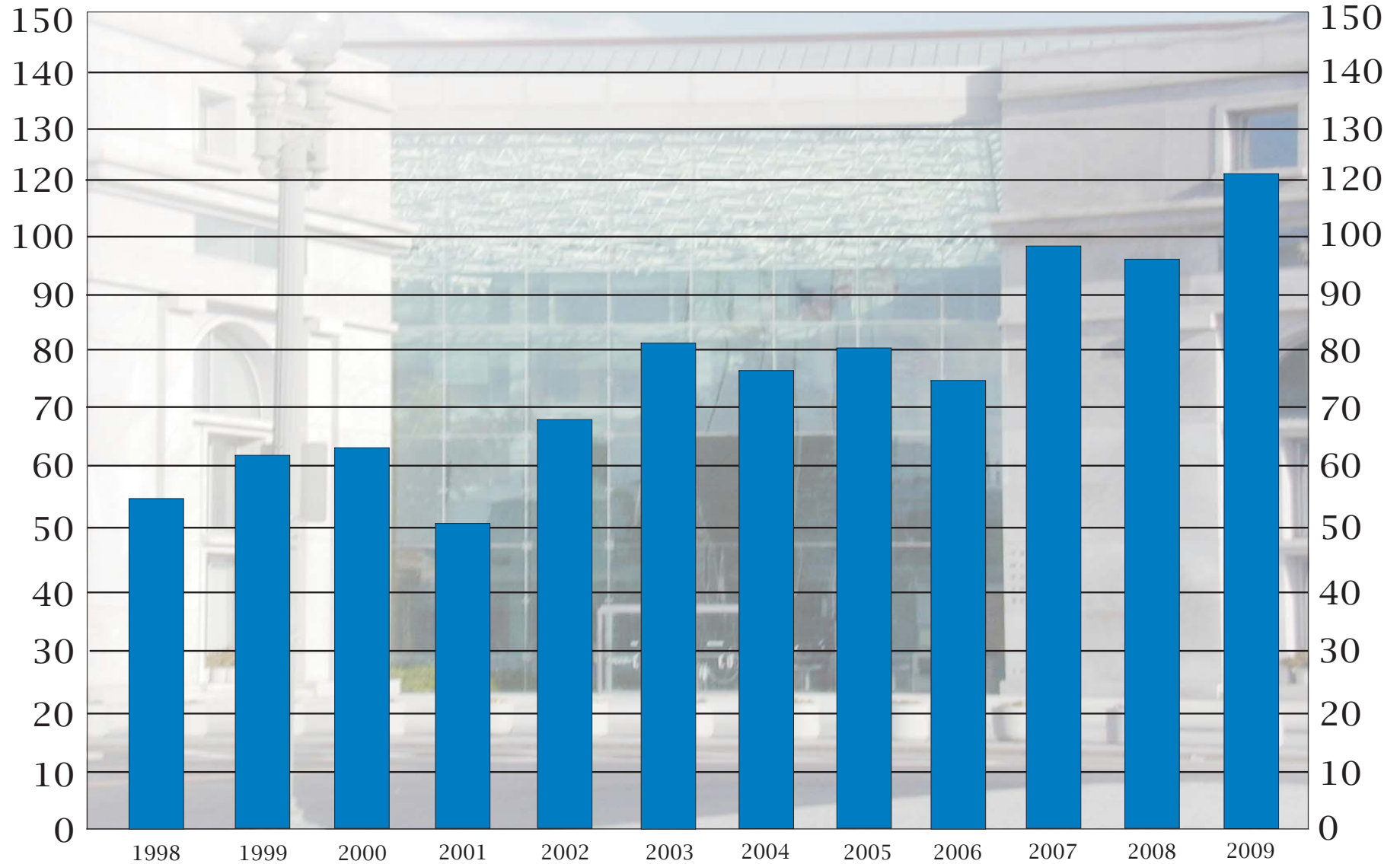
DATE	HEARINGS	MAIN ORDERS	NEW DOCKETS OPENED	DOCKETS TRANSFERRED	ACTIONS IN DOCKETS TRANSFERRED	DOCKETS DENIED	ACTIONS IN DOCKETS DENIED	TRANSFERRED AS TAG-ALONGS	REMANDS
Jan-Dec 1992	6	81	51	30	2,149	20	285	7,319	154
Jan-Dec 1991	6	70	41	26	31,215	15	97	574	30
Jan-Dec 1990	6	86	46	28	455	16	115	149	70
Jan-Dec 1989	6	71	29	16	105	13	56	208	44
Jan-Dec 1988	6	63	47	32	282	17	29	231	34
Jan-Dec 1987	6	60	31	23	648	11	25	186	17
Jan-Dec 1986	6	60	41	26	322	17	61	225	1,217
Jan-Dec 1985	6	74	44	27	333	21	1,813	152	354
Jan-Dec 1984	6	76	46	30	295	22	74	502	149
Jan-Dec 1983	4	59	46	19	295	18	99	308	189
Jan-Dec 1982	4	61	40	21	474	26	195	277	1,224
Jan-Dec 1981	5	87	21	21	450	18	118	458	413
Jan-Dec 1980	7	68	15	15	191	28	518	1,137	643
Jan-Dec 1979	7	58	40	27	466	17	114	914	590
Jan-Dec 1978	8	72	38	22	173	18	65	807	219
Jan-Dec 1977	7	76	43	29	294	20	163	323	42
Jan-Dec 1976	9	46	45	29	219	18	75	174	38

Calendar Year Summary of JPML Activity

DATE	HEARINGS	MAIN ORDERS	NEW DOCKETS OPENED	DOCKETS TRANSFERRED	ACTIONS IN DOCKETS TRANSFERRED	DOCKETS DENIED	ACTIONS IN DOCKETS DENIED	TRANSFERRED AS TAG-ALONGS	REMANDS
Jan-Dec 1975	8	56	39	31	176	11	26	119	23
Jan-Dec 1974	7	51	33	24	105	13	112	136	8
Jan-Dec 1973	8	40	30	25	225	5	16	115	20

United States Judicial Panel on Multidistrict Litigation

Number of New Dockets Opened



■ Number of New Dockets Opened

Year

**Number of New Dockets Denied (1973-2009)
(By Category)**

Year	Denied	Moot	Motion Withdrawn	Admin. Closed	Stricken	Totals
1973	5	-	-	-	-	5
1974	7	4	2	-	-	13
1975	7	4	-	-	-	11
1976	13	3	2	-	-	18
1977	14	1	5	-	-	20
1978	14	3	1	-	-	18
1979	13	3	1	-	-	17
1980	26	1	1	-	-	28
1981	13	1	3	1	-	18
1982	16	7	3	-	-	26
1983	16	2	-	-	-	18
1984	16	2	4	-	-	22
1985	16	4	1	-	-	21
1986	15	1	1	-	-	17
1987	8	1	2	-	-	11
1988	7	1	9	-	-	17
1989	7	3	3	-	-	13
1990	9	2	5	-	-	16
1991	6	4	5	-	-	15
1992	8	3	9	-	-	20
1993	4	4	3	-	-	11
1994	10	5	3	-	-	18
1995	7	5	4	-	-	16
1996	2	9	6	-	-	17
1997	12	3	3	1	-	19
1998	9	2	4	-	-	15
1999	3	11	3	-	-	17
2000	9	5	1	-	-	15
2001	2	5	6	-	1	14
2002	21	7	5	-	-	33
2003	5	9	6	-	1	21
2004	16	11	5	-	1	33
2005	15	8	8	-	-	31
2006	4	9	10	-	-	23
2007	15	8	7	-	-	30
2008	15	1	7	-	-	23
2009	19	9	9	-	-	37
Totals	404	161	147	2	3	717



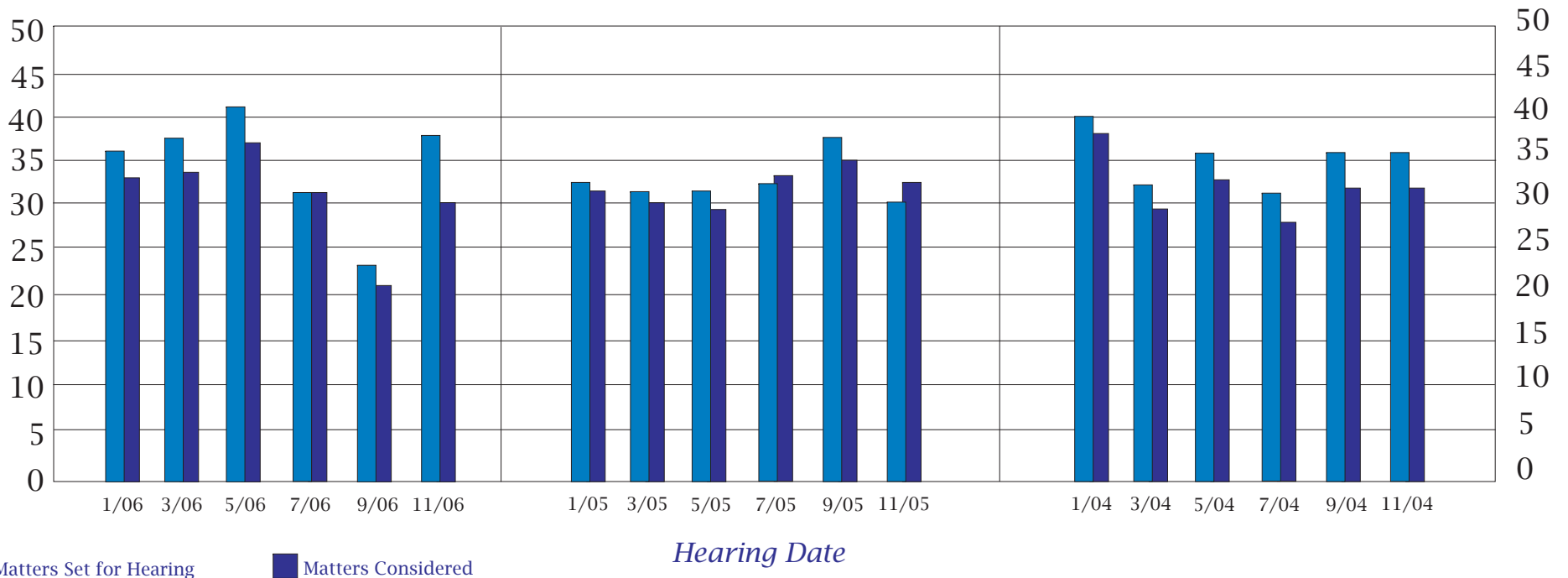
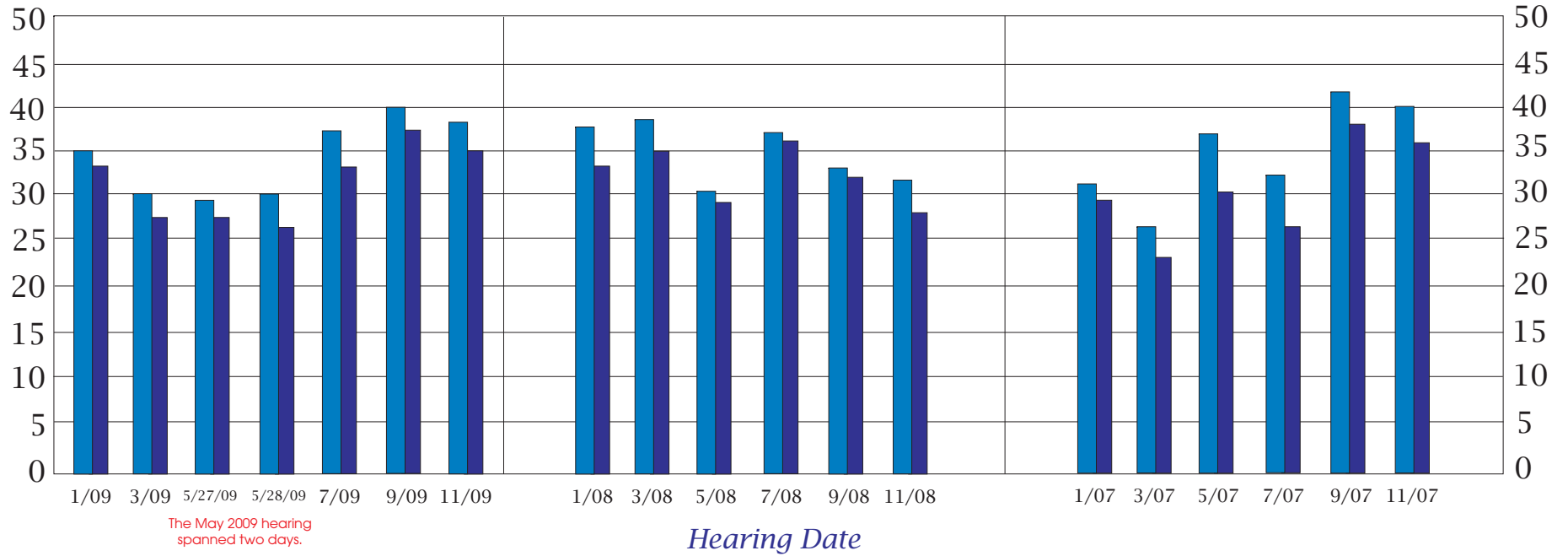
*Hearing Matters Set and Considered
During Calendar Year 2009
by the
United States Judicial Panel
on Multidistrict Litigation*

HEARING DATE	MATTERS SET	MATTERS CONSIDERED
January 2009	35	33
March 2009	30	27
May 27, 2009*	29	27
May 28, 2009*	30	26
July 2009	37	33
September 2009	40	37
November 2009	38	35
TOTALS	239	218

* The May 2009 hearing was held on two consecutive days to accommodate all the matters set for hearing. A separate hearing session order was issued for each day.

United States Judicial Panel on Multidistrict Litigation

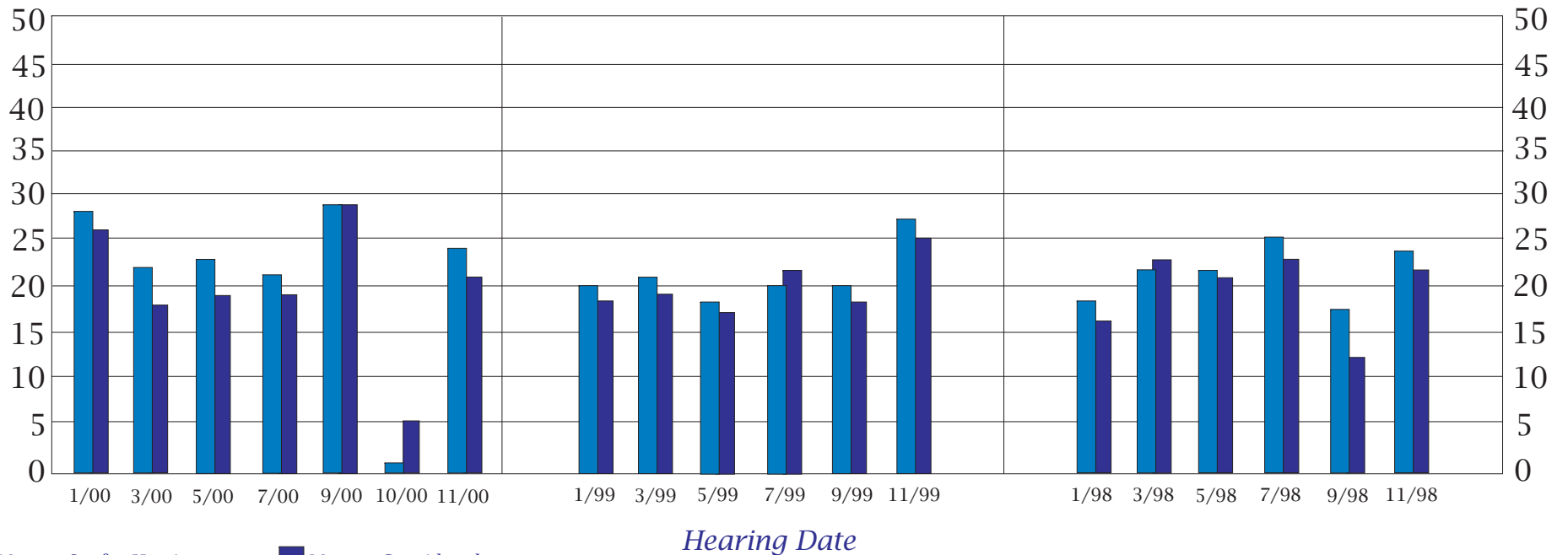
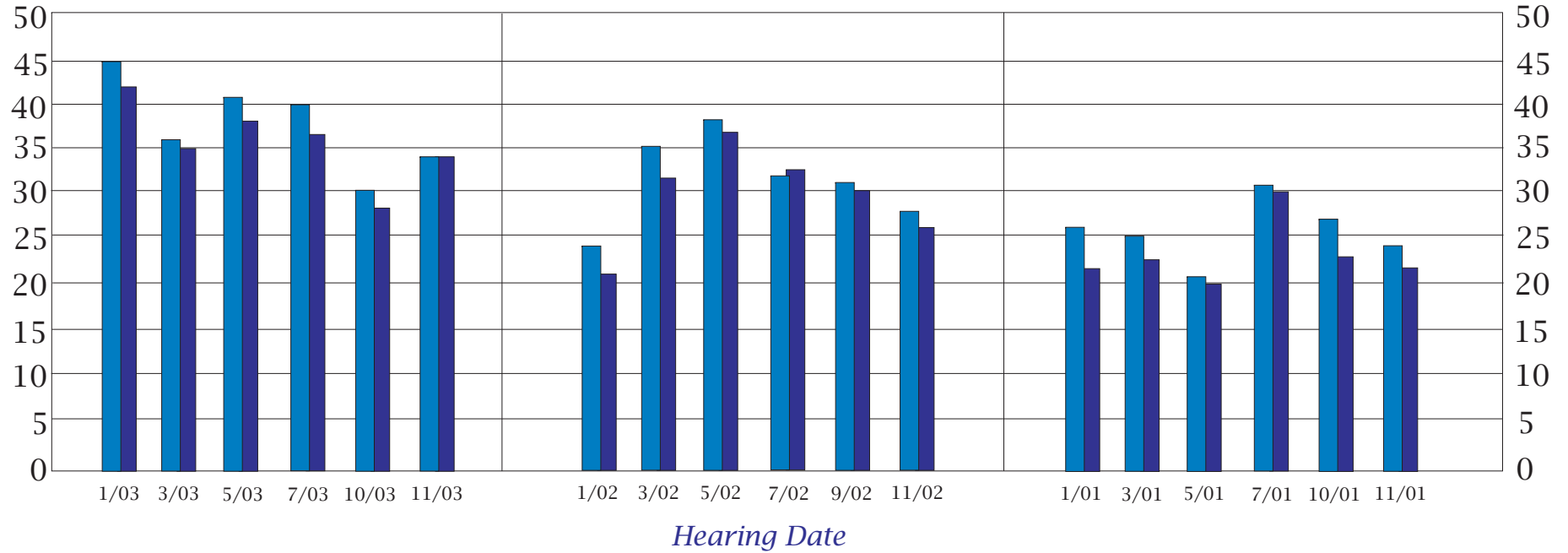
Hearing Matters



■ Matters Set for Hearing
 ■ Matters Considered

United States Judicial Panel on Multidistrict Litigation

Hearing Matters



■ Matters Set for Hearing
 ■ Matters Considered

United States Judicial Panel on Multidistrict Litigation
Hearing Matters Yearly Totals

