

Working with Congressional staff, DoD developed and submitted a legislative proposal in FY 1998 to both improve and streamline the information included in the Environmental Quality Annual Report to Congress. In section 322 of the FY 2000 Defense Authorization Act, Congress amended the statutory language in section 2706 of title 10, United States Code as follows—

“(b) Report on Environmental Quality Programs and Other Environmental Activities

(2) Each report shall include the following:

... (D) A list of the planned or ongoing projects necessary to support the environmental quality programs during the period covered by the report, the cost of which has exceeded or is anticipated to exceed \$1,500,000.”

Please note: The FY 2000 MILCON budget request reflected an advanced appropriations funding policy, based on historical appropriation outlay rates.

Subsequently, Congress denied use of this financing technique and fully funded all of the FY 2000 projects. The cost increase between the FY 2000 President’s Budget Request and the FY 2000 Allocated as of Sept. 30, 2000 amount reflects this Congressional Action. Projects that were affected by this are marked with an () in the tables that follow.*

This appendix lists all projects valued at \$1.5 million or greater that—

- Were identified to Congress as part of the FY 2001, FY2002, or FY2003 Environmental Quality Report to Congress
- Are now included in the FY 2003 program due to emergent circumstances
- Are included in the FY 2004 budget request.

Reports track each project of \$1.5 million or greater for inclusion in the budget request, through the appropriations process and project execution. The data from fiscal years prior to FY 2000 are not available because the requirement to track execution was not in place prior to the enactment of the revised reporting requirement.

ACRONYMS FOR APPENDIX I

Pillar	CM	Compliance	
	CO	Conservation	
	EC	Environmental Compliance	
	P2	Pollution Prevention	
Appropriation	DWCF	Defense Working Capital Fund	
	MILCON	Military Construction	
	O & M	Operations and Maintenance	
Legal Requirement	PAA-PBS	Procurement of Ammunition, Army Production Base Support	
	AAC	Alaska Administrative Code (50.080)	
	CAA	Clean Air Act	
	CM-O	Compliance - Other	
	CWA	Clean Water Act	
	ESA	Endangered Species Act	
	NEPA	National Environmental Policy Act	
	NHPA	National Historic Preservation Act	
	RCRAC	Resource Conservation and Recovery Act, Subtitle C	
	RCRAD	Resource Conservation and Recovery Act, Subtitle D	
	RCRAI	Resource Conservation and Recovery Act, Subtitle I	
	SDWA	Safe Drinking Water Act	
	TSCA	Toxic Substances Control Act	
	Miscellaneous	CWE	Current Working Estimate
		NIMA	National Imagery and Mapping Agency

EQ Projects > \$ 1.5 Million with FY 2000 Funding Only

LOCATION	INSTALLATION	PROJECT TITLE	REQ.	ALLOCATED AS OF SEPT. 30, 2000	OBLIG.
Alaska	Fort Wainwright	UPGRADE HEATING PLANT TO MEET EMISSIONS STANDARDS* **	\$2,300	\$18,000	\$0
	Cape Romanzof AFS	REPAIR FUEL STORAGE TANKS [†]	\$3,900	\$4,117	\$4,147
Alabama	Redstone Arsenal	HIGH EXPLOSIVE IMPACT AREA INVESTIGATIONS**	\$0	\$2,720	\$2,720
Arizona	MCAS Yuma	RANGE RESIDUE DISPOSAL [†]	\$0	\$1,855	\$1,855
Arkansas	Little Rock AFB	RCRA FACILITY INVESTIGATION [†]	\$2,000	\$329	\$329
California	MCAS El Toro/Tustin	UST REMOVAL/REMEDIATION**	\$6,032	\$2,000	\$2,000
		SOLID WASTE MANAGEMENT UNIT REMEDIATION**	\$2,800	\$2,626	\$2,626
	MCB Camp Pendleton	REMEDIATE 35 CONVERTED USTs**	\$3,022	\$0	\$0
		CORRECT LOW DRINKING WATER HEAD PRESSURE [†]	\$0	\$1,726	\$1,726
		REPAIR SEWAGE TREATMENT PLANT #13 [†]	\$0	\$1,826	\$1,826
		REPAIR SEWAGE TREATMENT PLANT #2 [†]	\$0	\$1,900	\$1,900
		REPAIR SEWAGE TREATMENT PLANT #9 [†]	\$0	\$2,291	\$2,291
		REPAIR RESERVOIR ROOF 13154 [†]	\$0	\$1,474	\$1,474
		REPAIR WASTEWATER PRETREAT SYSTEM 2 [†]	\$1,469	\$0	\$0
	MAGTFTC Twentynine Palms	CORRECT LOW DRINKING WATER HEAD PRESSURE	\$0	\$1,726	\$1,726
MCLB Barstow	RESURFACE WAREHOUSES 2, 3, & 4 [†]	\$0	\$2,255	\$2,255	
Beale AFB	REPAIR WATER MAIN & BYPASS CONSTRUCTION [†]	\$0	\$1,872	\$1,872	
Colorado	Fort Carson	LANDFILL #6 CLOSURE**	\$1,500	\$5,681	\$5,681
	Schriever AFB	SANITARY SEWER LINE* [†]	\$1,296	\$4,000	\$4,000
Florida	NADEP Jacksonville	UPGRADE COMPONENT PAINT SHOP [†]	\$0	\$1,500	\$1,500
	Cape Canaveral AFS	REPAIR WATER DISTRIBUTION SYSTEM	\$4,200	\$2,723	\$3,260
	MacDill AFB	REPAIR WASTEWATER TREATMENT PLANT CLARIFIERS [†]	\$0	\$1,710	\$1,710
	Homestead ARS	FIRE TRAINING FACILITY	\$0	\$2,000	\$1,892
Georgia	Moody AFB	INTERIM MEASURES AT MULTIPLE SITES	\$4,000	\$0	\$0
	Savannah IAP	REGIONAL FIRE TRAINING FACILITY* [†]	\$368	\$1,839	\$1,839
Guam	Andersen AFB	LANDFILL CLOSURE* [†]	\$2,097	\$6,171	\$6,169
Hawai'i	NSY Pearl Harbor	ABRASIVE BLAST AND PAINT FACILITY* [†]	\$2,690	\$11,520	\$11,482
	MCB Hawai'i	IMPROVE STORMWATER CONTROLS - 3RD MAR MOTOR POOL [†]	\$0	\$1,590	\$1,590
	Hickam AFB	FIRE TRAINING FACILITY	\$0	\$3,290	\$3,276
	Makua Military Reservation	SECTION 7 MITIGATIVE ACTIONS FOR CONTINUED TRAINING**	\$0	\$0	\$952
	Schofield Barracks Military Res.	IMPLEMENT STORMWATER BEST MANAGEMENT PRACTICES**	\$0	\$1,892	\$1,892
Illinois	Scott AFB	SOIL REMEDIATION	\$2,500	\$2,500	\$220
Kansas	Fort Riley	CONSTRUCT MAINTENANCE PADS TO REDUCE OIL DISCHARGES [†]	\$2,000	\$2,000	\$3,111

EQ Projects > \$ 1.5 Million with FY 2000 Funding Only

LOCATION	INSTALLATION	PROJECT TITLE	REQ.	ALLOCATED AS OF SEPT. 30, 2000	OBLIG.
Kentucky	Fort Campbell	UPGRADE LANDFILL COVERS AND DRAINAGE**	\$1,780	\$694	\$694
	Fort Knox	POST-CLOSURE REQUIREMENTS (GLEN ROAD LANDFILL)**	\$450	\$450	\$450
Maryland	Aberdeen Proving Ground	INSTALLATION UXO CLEANUP**	\$0	\$1,584	\$1,584
	Indian Head NSWCTRDIV	SEWAGE TREATMENT PLANT*†	\$2,550	\$9,392	\$9,293
	Multiple Installations	HAZMAT PHARMACY CONSTRUCTION (5 LOCATIONS)	\$0	\$1,720	\$1,720
Massachusetts	Camp Edwards	IMPACT AREA GROUNDWATER STUDY AND REMEDIATION**	\$15,000	\$30,511	\$30,511
	Cape Cod AFS	EIA PROCESS PAVEPAWS/UPGRADED EARLY WARNING RADAR†	\$0	\$2,200	\$956
Missouri	St. Louis Army Ammunition Plant	CAP AT INDUSTRIAL WASTEWATER TREATMENT PLANT**	\$0	\$1,507	\$1,507
Montana	Fort Belnap	FORT BELNAP TRAINING RANGE†	\$0	\$2,000	\$2,000
New Jersey	TACOM-ARDEC	OPEN BURNING GROUND CLOSURE ACTIONS†	\$1,500	\$543	\$0
North Carolina	MCB Camp Lejeune	REPLACE POTABLE WATER LINES (FC AREA)†	\$564	\$1,366	\$1,366
North Dakota	Grand Forks AFB	REPAIR INFLOW/INFILTRATION PROBLEM IN SANITARY SEWER	\$2,000	\$0	\$0
		UNDERGROUND STORAGE TANK CLOSURES†	\$0	\$1,100	\$1,501
Ohio	Wright-Patterson AFB	INSTALL BACKFLOW PREVENTOR DEVICES†	\$6,500	\$2,000	\$708
		INSTALL BACKFLOW PREVENTOR DEVICES†	\$0	\$1,500	\$430
		REPLACE POLLUTION CONTROL EQUIPMENT†	\$4,700	\$4,880	\$4,633
Oklahoma	Tinker AFB	INTERIM ACTION, RCRA CORRECTIVE ACTION AT SWMU 24.2†	\$1,600	\$1,600	\$1,396
Pennsylvania	NAS Willow Grove	HAZARDOUS MATERIAL STORAGE FACILITY*†	\$320	\$2,188	\$2,188
South Carolina	MCRD Parris Island	BULLET CATCHMENT AT STARLIGHT RANGE†	\$2,740	\$0	\$0
		REPLACE OZONE-DEPLETING SUBSTANCES†	\$0	\$1,275	\$1,275
Tennessee	Milan AAP	UPGRADE OF SEWAGE TREATMENT PLANT	\$3,885	\$3,900	\$3,900
	Arnold AFB	CONTRACTOR SUPPORT, EC OFFICE	\$1,849	\$1,723	\$1,723
Texas	Fort Bliss	INSTALL, REPAIR, AND REPLACE BACKFLOW PREVENTION EQUIPMENT**	\$0	\$0	\$1,200
	Lackland AFB	NON-ERA CLEANUP (AOCs)	\$5,500	\$0	\$0
	Randolph AFB	ENVIRONMENTAL ASSESSMENTS†	\$1,500	\$1,661	\$1,630
Virginia	Defense National Stockpile Center	EIS FOR DISPOSITION OF MERCURY STOCKPILE**	\$4,300	\$5,330	\$5,330
	Fort Belvoir	FAMILY HOUSING HISTORIC PROPERTY STUDY†	\$2,000	\$0	\$0
	Langley AFB	REPAIR DRINKING WATER SYSTEM, SHELLBANK	\$0	\$1,700	\$1,649
		SANITARY SEWER INFLOW/INFILTRATION PROJECT	\$2,000	\$2,000	\$2,048
Multiple Installations	EIA PROCESS FOR GLOBAL HAWK BEDDOWN	\$0	\$4,155	\$4,155	
Washington	Fort Lewis	REPAIR STORMWATER OUTFALLS**	\$0	\$0	\$135
	Yakima Firing Center	IMPLEMENT WATERSHED EROSION CONTROL SYSTEM**	\$1,515	\$700	\$265
	Yakima Firing Center	UPGRADE AND HARDENING OF ROADS*†	\$2,000	\$12,000	\$11,400
Diego Garcia	NSF Diego Garcia	CLOSE UST†	\$0	\$1,602	\$1,602

EQ Projects > \$ 1.5 Million with FY 2000 Funding Only

LOCATION	INSTALLATION	PROJECT TITLE	REQ.	ALLOCATED AS OF SEPT. 30, 2000	OBLIG.
Germany	Rhein-Main AB	GROUNDWATER CLEANUP, POL AREA	\$3,100	\$0	\$0
	Smith Barracks	CLEANUP/CLOSE SANITARY LANDFILL	\$2,000	\$10,219	\$156
	Spangdahlem AB	OEA, CONSTRUCT DEEP WELL, NIEDERKAIL [†]	\$0	\$2,500	\$2,500
Japan	Yokota AB	UNDERGROUND STORAGE TANK UPGRADE & REMOVAL [†]	\$0	\$1,600	\$1,560
United Kingdom	RAF Feltwell	WASTEWATER TREATMENT FACILITY [†]	\$786	\$1,272	\$1,272
	RAF Lakenheath	REMOVE/REPLACE 46 UNDERGROUND STORAGE TANKS [†]	\$0	\$1,610	\$1,610
	RAF Molesworth	WASTEWATER TREATMENT FACILITY [†]	\$445	\$1,376	\$1,376

**The FY2000 MILCON budget request reflected an advanced appropriations funding policy, based on historical appropriation outlay rates. Subsequently, Congress denied use of this financing technique and fully funded all of the FY2000 projects. The cost increase between the FY2000 President's Budget Request and the FY2000 Allocated as of Sept. 30, 2000 amount reflects this Congressional Action.*

***Funding for outyears FY2001 through FY2004 are shown in Appendix I.*

[†]Funding values located in FY2000 or FY2001 tables only.

EQ Projects > \$ 1.5 Million with FY 2001 Funding Only

LOCATION	INSTALLATION	PROJECT TITLE	REQ.	ALLOCATED AS OF SEPT. 30, 2001	OBLIG.
Arkansas	Fort Smith IAP	REGIONAL FIRE TRAINING FACILITY†	\$1,760	\$1,760	\$1,580
	Little Rock AFB	RCRA FACILITY INVESTIGATION, PHASE 1 & 2†	\$0	\$3,790	\$3,790
California	CBC Port Hueneme	UST REMEDIATION AT NAVY EXCHANGE GAS STATION B197†	\$0	\$1,608	\$0
	MCB Camp Pendleton	REMEDIATE 34 CONVERTED USTs†	\$0	\$2,898	\$2,898
		SEWAGE TREATMENT PLANT 3 & 8 COLLECTION SYSTEM REPAIRS†	\$1,573	\$786	\$786
		REPAIR PUMP STATIONS FOR STP 13 COLLECTION SYSTEM†	\$0	\$1,219	\$1,219
	MCLB Barstow	REPAIR DOMESTIC WASTEWATER TREATMENT PLANT, YERMO	\$0	\$3,837	\$3,837
	Beale AFB	REPAIR MAINBASE WATERMAINS†	\$0	\$1,544	\$1,544
		WATER TREATMENT PLANT†	\$3,800	\$3,884	\$3,847
	Travis AFB	CORRECTIVE MEASURES, BUILDING 1832 (REMEDIATION)	\$450	\$0	\$0
	Vandenberg AFB	UPGRADE WATER DISTRIBUTION SYSTEM†	\$4,650	\$4,000	\$3,795
North Island	REPLACE FUEL STORAGE TANKS†	\$5,900	\$12,000	\$12,000	
Twentynine Palms	FUEL STORAGE FACILITY†	\$2,200	\$2,200	\$4,600	
Florida	NADEP Jacksonville	ADVANCED PAINT STRIP (PMB FACILITY)†	\$2,502	\$2,502	\$2,705
Georgia	Fort Benning	STORMWATER P2 PLAN ADVANCED BEST PRACTICES IMPLEMENTATION†	\$3,200	\$3,950	\$0
	Moody AFB	WATER TREATMENT PLANT†	\$2,500	\$3,092	\$3,059
Idaho	Mountain Home AFB	MOUNTAIN HOME SUPERSONIC EIA PROCESS	\$1,500	\$0	\$0
Maryland	Patuxent River	REPLACE OPERATING FUEL TANKS†	\$8,300	\$9,526	\$9,526
Massachusetts	Otis ANGB	UPGRADE STORMWATER COLLECTION/DETENTION SYSTEM†	\$0	\$1,918	\$1,918
Nebraska	Offutt AFB	REPAIR SANITARY SEWERSOUTH SIDE BASE	\$0	\$2,500	\$1,115
Nevada	Nellis AFB	NELLIS SUPERSONIC AIRSPACE EIA PROCESS	\$1,500	\$0	\$0
	Fallon	REPLACE OPERATING FUEL TANKS†	\$5,000	\$5,200	\$5,200
New Mexico	Kirtland AFB	INTERIM ACTION, RCRA CORRECTIVE ACTION AT 4 SWMUs†	\$1,947	\$1,947	\$1,947
North Carolina	MCB Camp Lejeune	REPLACE SEWER MAINS, BERKELEY MANOR†	\$3,265	\$3,895	\$3,895
	Cherry Point	REPLACE FUEL STORAGE TANKS	\$5,700	\$6,900	\$6,900
Ohio	Wright-Patterson AFB	INSTALL BACKFLOW PREVENTOR DEVICES†	\$1,500	\$1,000	\$683
Oklahoma	Tinker AFB	NEPA- EA/EIS, MRO MALL†	\$0	\$1,507	\$1,507
South Carolina	MCRD Parris Island	BULLET CATCHMENT AT HUE CITY†	\$2,464	\$0	\$0
		BULLET CATCHMENT AT KHE SAHN†	\$2,464	\$0	\$0
Tennessee	Milan AAP	REHABILITATION OF MAIN SEWAGE COLLECTION LINES	\$1,843	\$2,000	\$1,160
		REHABILITATION OF SEWAGE COLLECTION LINES, PRODUCTION AREA	\$0	\$1,993	\$1,289
Texas	HQ AETC	ENVIRONMENTAL ASSESSMENTS	\$1,500	\$1,500	\$0
	DRMO San Antonio	RCRA CLOSURE- LOT 13 (KELLY AFB)†	\$2,800	\$100	\$100

EQ Projects > \$ 1.5 Million with FY 2001 Funding Only

LOCATION	INSTALLATION	PROJECT TITLE	REQ.	ALLOCATED AS OF SEPT. 30, 2001	OBLIG.	
Utah	Hill AFB	CONVERSION OF BOILERS TO LOW NOX	\$1,840	\$0	\$0	
Virginia	Army Acquisition P2 Spt Ofc	AMC ACQUISITION P2 AND P2 RESEARCH AND DEVELOPMENT	\$5,452	\$0	\$0	
	Radford AAP	ACID SEWER SYSTEM UPGRADE [†]	\$3,463	\$3,463	\$3,463	
	MCB Quantico	REPAIR TANK TRIALS, PHASE I [†]	\$0	\$1,995	\$2,605	
	Langley AFB	CORRECT NONCOMPLIANT INFLOW/INFILTRATION, LS656/5	\$3,600	\$0	\$0	
	DDCR		HAZARDOUS MATERIALS TECHNICAL INFORMATION SYSTEM	\$0	\$0	\$5,343
			OZONE DEPLETING SUBSTANCE RESERVE	\$0	\$0	\$4,981
Oceana		REPLACE FUEL STORAGE TANKS [†]	\$2,000	\$2,490	\$2,490	
Washington	Commander, Navy Region NW	ENVIRONMENTAL STORMWATER CONTROLS [†]	\$0	\$2,988	\$2,988	
		REGIONAL ENVIRONMENTAL AND SAFETY SERVICE CENTER [†]	\$0	\$2,796	\$2,796	
	NSY Puget Sound	OILY WASTEWATER COLLECTION [†]	\$6,600	\$7,411	\$6,572	
	McChord AFB	REPAIR SANITARY SEWER, PHASE III [†]	\$0	\$1,530	\$1,530	
Germany	Gruenstadt AAFES Facility	REPAIR SEWER SYSTEM [†]	\$1,924	\$0	\$0	
	Kleber Kaserne	REPAIR COMBINED SEWER SYSTEM [†]	\$1,791	\$0	\$0	
	South Camp Vilseck	REPAIR/UPGRADE SEWAGE PLANT [†]	\$0	\$2,359	\$2,359	
Greenland	Thule AFB	UPGRADE WATER DISTRIBUTION, PHASE 1 [†]	\$1,500	\$1,366	\$1,366	
Italy	Livorno Supply & Maint. Area	REMEDIATE OLD LANDFILL	\$2,000	\$0	\$0	
	Signonella	REPLACE BULK FUEL STORAGE FACILITY [†]	\$16,300	\$16,300	\$12,661	
Japan	Yokota AB	REMOVE UNDERGROUND STORAGE TANKS [†]	\$1,591	\$1,591	\$1,385	
		UNDERGROUND STORAGE TANK UPGRADE & REMOVAL	\$0	\$1,600	\$1,560	
	Okinawa Military Community	JOINT ENVIRONMENTAL MATERIAL MANAGEMENT SERVICE (JEMMS)	\$2,000	\$0	\$0	
Portugal	Lajes Field	REPAIR SEWER LINES, CENTRAL BASE [†]	\$1,800	\$1,036	\$1,036	
South Korea	Kunsan AB	TIE-IN FEE, MUNICIPAL WASTEWATER TREATMENT PLANT [†]	\$1,500	\$2,000	\$2,834	
	Osan AB	REPAIR/REPLACE UNDERGROUND STORAGE TANKS [†]	\$2,146	\$2,146	\$1,772	

[†] Funding values located in FY2000 or FY2001 tables only.

DoD COMPONENTS

Fiscal Year 2003		FY 2004
Request	Current Estimate	Request

Within the United States


ARMY		\$92,866,000	\$80,894,000	\$90,190,000
NAVY		\$26,782,000	\$2,690,000	\$3,091,000
MARINE CORPS		\$45,027,000	\$39,609,000	\$43,462,000
AIR FORCE		\$82,977,000	\$80,992,000	\$43,150,000
DLA		\$9,500,000	\$9,500,000	\$8,300,000
OTHER		\$227,000	\$227,000	\$2,232,000
TOTAL		\$257,379,000	\$213,912,000	\$190,425,000

Outside the United States

ARMY		\$0	\$500,000	\$500,000
NAVY		\$5,000,000	\$0	\$1,680,000
MARINE CORPS		\$0	\$0	\$0
AIR FORCE		\$2,500,000	\$7,700,000	\$1,500,000
DLA		\$0	\$0	\$0
OTHER		\$0	\$0	\$0
TOTAL		\$7,500,000	\$8,200,000	\$3,680,000

DoD Component Totals

ARMY		\$92,866,000	\$81,394,000	\$90,690,000
NAVY		\$31,782,000	\$2,690,000	\$4,771,000
MARINE CORPS		\$45,027,000	\$39,609,000	\$43,462,000
AIR FORCE		\$85,477,000	\$88,692,000	\$44,650,000
DLA		\$9,500,000	\$9,500,000	\$8,300,000
OTHER		\$227,000	\$227,000	\$2,232,000
TOTAL		\$264,879,000	\$222,112,000	\$194,105,000

ALABAMA 	FY 2004 EQ Projects > \$ 1.5 Million				Projects	Request	Current Estimate	FY 2004 Request	
	FY 2004 EQ Project Dollars (\$000)				Army	1	\$3,420	\$1,500	\$3,500
					Navy	0	\$0	\$0	\$0
					Marine Corps	0	\$0	\$0	\$0
					Air Force	0	\$0	\$0	\$0
					DLA	0	\$0	\$0	\$0
				Total	1	\$3,420	\$1,500	\$3,500	


PROJECT TITLE				FY 2001			FY 2002			FY 2003		FY 2004 REQUEST
PILLAR	APPROP.	LEGAL REQ.	REQ.	ALLOCATED AS OF SEPT. 30, 2001	OBLIG.	REQ.	ALLOCATED AS OF SEPT. 30, 2002	OBLIG.	REQ.	CWE/ APPROP.		

Army

Redstone Arsenal												
HIGH EXPLOSIVE IMPACT AREA INVESTIGATIONS ¹				\$0	\$0	\$0	\$3,050	\$180	\$180	\$3,420	\$1,500	\$3,500
	CM	O & M	RCRAC									
Subtotal FY 2001				\$0	\$0	\$0						
Subtotal FY 2002							\$3,050	\$180	\$180			
Subtotal FY 2003										\$3,420	\$1,500	\$3,500
<i>¹ Funding reflects complexity of investigation and projected findings based on similar activities at Redstone Arsenal.</i>												
Total REDSTONE ARSENAL				\$0	\$0	\$0	\$3,050	\$180	\$180	\$3,420	\$1,500	\$3,500

Army Total	\$0	\$0	\$0	\$3,050	\$180	\$180	\$3,420	\$1,500	\$3,500
-------------------	-----	-----	-----	---------	-------	-------	---------	---------	---------

ALABAMA TOTAL	\$0	\$0	\$0	\$3,050	\$180	\$180	\$3,420	\$1,500	\$3,500
----------------------	-----	-----	-----	---------	-------	-------	---------	---------	---------

	FY 2004 EQ Projects > \$ 1.5 Million				Projects	Request	Current Estimate	FY 2004 Request	
	FY 2004 EQ Project Dollars (\$000)				Army	0	\$0	\$0	\$0
					Navy	0	\$0	\$0	\$0
					Marine Corps	0	\$0	\$0	\$0
					Air Force	2	\$36,000	\$38,000	\$0
					DLA	0	\$0	\$0	\$0
				Total	2	\$36,000	\$38,000	\$0	

PROJECT TITLE				FY 2001			FY 2002			FY 2003		FY 2004 REQUEST
PILLAR	APPROP.	LEGAL REQ.	REQ.	ALLOCATED AS OF SEPT. 30, 2001	OBLIG.	REQ.	ALLOCATED AS OF SEPT. 30, 2002	OBLIG.	REQ.	CWE/ APPROP.		

Army

Fort Wainwright												
UPGRADE HEATING PLANT TO MEET EMISSIONS STANDARDS* ¹				\$0	\$0	\$0	\$0	\$22,500	\$22,500	\$0	\$0	\$0
	CM	MILCON	CAA									
POWER PLANT COOLING SYSTEM ²				\$0	\$0	\$0	\$22,800	\$22,800	\$0	\$0	\$0	\$0
	CM	MILCON	CAA									
Subtotal FY 2001				\$0	\$0	\$0						
Subtotal FY 2002							\$22,800	\$45,300	\$22,500			
Subtotal FY 2003										\$0	\$0	\$0
¹ Construction began Aug 2002.												
² September 2002 award expected.												
Total FORT WAINWRIGHT				\$0	\$0	\$0	\$22,800	\$45,300	\$22,500	\$0	\$0	\$0

Army Total				\$0	\$0	\$0	\$22,800	\$45,300	\$22,500	\$0	\$0	\$0
-------------------	--	--	--	-----	-----	-----	----------	----------	----------	-----	-----	-----

PROJECT TITLE				FY 2001			FY 2002			FY 2003		FY 2004 REQUEST
PILLAR	APPROP.	LEGAL REQ.	REQ.	ALLOCATED AS OF SEPT. 30, 2001	OBLIG.	REQ.	ALLOCATED AS OF SEPT. 30, 2002	OBLIG.	REQ.	CWE/ APPROP.		

Air Force

Clear AFS											
LANDFILL CLOSURE - PHASE 2 ³				\$0	\$2,717	\$2,717	\$1,800	\$0	\$0	\$0	\$0
	CM	O & M	RCRAD								
UPGRADE POWER PLANT				\$0	\$0	\$0	\$0	\$0	\$0	\$14,400	\$16,400
	CM	MILCON	CAA								
Subtotal FY 2001				\$0	\$2,717	\$2,717					
Subtotal FY 2002							\$1,800	\$0	\$0		
Subtotal FY 2003										\$14,400	\$16,400
³ Project phases combined and executed early as part of Air Force Space Command's Advanced Procurement Authority/Straddle Bid program in FY 2001.											
Total CLEAR AFS				\$0	\$2,717	\$2,717	\$1,800	\$0	\$0	\$14,400	\$16,400


Eareckson AFS											
UPGRADE WASTEWATER SYSTEM				\$0	\$0	\$0	\$4,600	\$4,307	\$4,106	\$0	\$0
	CM	MILCON	SDWA								
Subtotal FY 2001				\$0	\$0	\$0					
Subtotal FY 2002							\$4,600	\$4,307	\$4,106		
Subtotal FY 2003										\$0	\$0
Total EARECKSON AFS				\$0	\$0	\$0	\$4,600	\$4,307	\$4,106	\$0	\$0

PROJECT TITLE				FY 2001			FY 2002			FY 2003		FY 2004 REQUEST
	PILLAR	APPROP.	LEGAL REQ.	REQ.	ALLOCATED AS OF SEPT. 30, 2001	OBLIG.	REQ.	ALLOCATED AS OF SEPT. 30, 2002	OBLIG.	REQ.	CWE/ APPROP.	

Eielson AFB												
CENTRAL HEAT PLANT BAGHOUSES				\$0	\$0	\$0	\$0	\$0	\$0	\$21,600	\$21,600	\$0
	CM	MILCON	CAA									
Subtotal FY 2001				\$0	\$0	\$0						
Subtotal FY 2002							\$0	\$0	\$0			
Subtotal FY 2003										\$21,600	\$21,600	\$0
Total EIELSON AFB				\$0	\$0	\$0	\$0	\$0	\$0	\$21,600	\$21,600	\$0

Air Force Total				\$0	\$2,717	\$2,717	\$6,400	\$4,307	\$4,106	\$36,000	\$38,000	\$0
------------------------	--	--	--	-----	---------	---------	---------	---------	---------	----------	----------	-----

ALASKA TOTAL				\$0	\$2,717	\$2,717	\$29,200	\$49,607	\$26,606	\$36,000	\$38,000	\$0
---------------------	--	--	--	-----	---------	---------	----------	----------	----------	----------	----------	-----

ARIZONA 	FY 2004 EQ Projects > \$ 1.5 Million				Projects	Request	Current Estimate	FY 2004 Request	
	FY 2004 EQ Project Dollars (\$000)				Army	0	\$0	\$0	\$0
					Navy	0	\$0	\$0	\$0
					Marine Corps	0	\$0	\$0	\$0
					Air Force	0	\$0	\$0	\$0
					DLA	0	\$0	\$0	\$0
					Total	0	\$0	\$0	\$0


PROJECT TITLE				FY 2001			FY 2002			FY 2003		FY 2004 REQUEST
PILLAR	APPROP.	LEGAL REQ.	REQ.	ALLOCATED AS OF SEPT. 30, 2001	OBLIG.	REQ.	ALLOCATED AS OF SEPT. 30, 2002	OBLIG.	REQ.	CWE/ APPROP.		

Army

Fort Huachuca												
COMPLY WITH BIOLOGICAL OPINION				\$0	\$0	\$0	\$0	\$5,900	\$0	\$0	\$0	\$0
	CM	O & M	ESA									
Subtotal FY 2001				\$0	\$0	\$0						
Subtotal FY 2002							\$0	\$5,900	\$0			
Subtotal FY 2003										\$0	\$0	\$0
Total FORT HUACHUCA				\$0	\$0	\$0	\$0	\$5,900	\$0	\$0	\$0	\$0

Army Total	\$0	\$0	\$0	\$0	\$5,900	\$0	\$0	\$0	\$0	\$0
-------------------	-----	-----	-----	-----	---------	-----	-----	-----	-----	-----

ARIZONA TOTAL	\$0	\$0	\$0	\$0	\$5,900	\$0	\$0	\$0	\$0	\$0
----------------------	-----	-----	-----	-----	---------	-----	-----	-----	-----	-----

ARKANSAS 	FY 2004 EQ Projects > \$ 1.5 Million				Projects	Request	Current Estimate	FY 2004 Request	
	FY 2004 EQ Project Dollars (\$000)				Army	0	\$0	\$0	\$0
					Navy	0	\$0	\$0	\$0
					Marine Corps	0	\$0	\$0	\$0
					Air Force	0	\$0	\$0	\$0
					DLA	0	\$0	\$0	\$0
				Total	0	\$0	\$0	\$0	


PROJECT TITLE				FY 2001			FY 2002			FY 2003		FY 2004 REQUEST
PILLAR	APPROP.	LEGAL REQ.	REQ.	ALLOCATED AS OF SEPT. 30, 2001	OBLIG.	REQ.	ALLOCATED AS OF SEPT. 30, 2002	OBLIG.	REQ.	CWE/ APPROP.		

Air Force

Little Rock AFB												
CMS/CFI PHASE 1 ¹				\$0	\$0	\$0	\$0	\$984	\$984	\$0	\$0	\$0
	CM	O & M	RCRA									
Subtotal FY 2001				\$0	\$0	\$0						
Subtotal FY 2002							\$0	\$984	\$984			
Subtotal FY 2003										\$0	\$0	\$0
<i>¹ Emergent requirement subsequent to FY 2000 Report. Decrease due to reduction in the number of sites after completion of investigative phase.</i>												
Total LITTLE ROCK AFB				\$0	\$0	\$0	\$0	\$984	\$984	\$0	\$0	\$0

Air Force Total				\$0	\$0	\$0	\$0	\$984	\$984	\$0	\$0	\$0
------------------------	--	--	--	-----	-----	-----	-----	-------	-------	-----	-----	-----

ARKANSAS TOTAL				\$0	\$0	\$0	\$0	\$984	\$984	\$0	\$0	\$0
-----------------------	--	--	--	-----	-----	-----	-----	-------	-------	-----	-----	-----

CALIFORNIA 	FY 2004 EQ Projects > \$ 1.5 Million				Projects	Request	Current Estimate	FY 2004 Request	
	FY 2004 EQ Project Dollars (\$000)				Army	0	\$0	\$0	\$0
					Navy	0	\$0	\$0	\$0
					Marine Corps	11	\$24,842	\$22,096	\$32,954
					Air Force	8	\$12,500	\$10,500	\$6,250
					DLA	0	\$0	\$0	\$0
				Total	19	\$37,342	\$32,596	\$39,204	

PROJECT TITLE				FY 2001			FY 2002			FY 2003		FY 2004 REQUEST
PILLAR	APPROP.	LEGAL REQ.	REQ.	ALLOCATED AS OF SEPT. 30, 2001	OBLIG.	REQ.	ALLOCATED AS OF SEPT. 30, 2002	OBLIG.	REQ.	CWE/ APPROP.		

Army

Fort Irwin												
LANDFILL STUDY/DESIGN/CONSTRUCTION ¹				\$0	\$0	\$0	\$3,000	\$0	\$0	\$0	\$0	\$0
	CM	MILCON	RCRAD									
Subtotal FY 2001				\$0	\$0	\$0						
Subtotal FY 2002							\$3,000	\$0	\$0			
Subtotal FY 2003										\$0	\$0	\$0
¹ Project will be dropped from future Reports until additional cells are needed in outyears.												
Total FORT IRWIN				\$0	\$0	\$0	\$3,000	\$0	\$0	\$0	\$0	\$0

Army Total				\$0	\$0	\$0	\$3,000	\$0	\$0	\$0	\$0	\$0
-------------------	--	--	--	-----	-----	-----	---------	-----	-----	-----	-----	-----

PROJECT TITLE				FY 2001			FY 2002			FY 2003		FY 2004 REQUEST
	PILLAR	APPROP.	LEGAL REQ.	REQ.	ALLOCATED AS OF SEPT. 30, 2001	OBLIG.	REQ.	ALLOCATED AS OF SEPT. 30, 2002	OBLIG.	REQ.	CWE/ APPROP.	

Marine Corps

MAGTFTC Twentynine Palms												
CONSTRUCT DRAINAGE CHANNELS, LANDFILL ²				\$1,683	\$0	\$0	\$1,683	\$0	\$0	\$0	\$0	\$0
	CM	O & M	RCRAD									
REPLACE MAIN SEWER SYSTEM ³				\$0	\$0	\$0	\$0	\$0	\$0	\$2,450	\$1,315	\$1,922
	CM	O & M	CWA									
REPAIR CHLORINATION SAFETY FACILITIES ⁴				\$0	\$0	\$0	\$0	\$1,527	\$1,527	\$0	\$0	\$0
	PP	O & M	CAA									
Subtotal FY 2001				\$1,683	\$0	\$0						
Subtotal FY 2002							\$1,683	\$1,527	\$1,527			
Subtotal FY 2003										\$2,450	\$1,315	\$1,922
<i>² Project was delayed until FY2002 and has since been cancelled.</i>												
<i>³ Late design and increased scope delayed project and required breaking project into phases.</i>												
<i>⁴ Original cost estimate was under \$1.5 million reporting threshold.</i>												
Total MAGTFTC TWENTYNINE PALMS				\$1,683	\$0	\$0	\$1,683	\$1,527	\$1,527	\$2,450	\$1,315	\$1,922

MCAS Camp Pendleton												
REPAIR DRAINAGE SYSTEM, EAST ⁵				\$1,730	\$0	\$0	\$4,300	\$0	\$0	\$3,454	\$3,454	\$0
	CM	O & M	CWA									
Subtotal FY 2001				\$1,730	\$0	\$0						
Subtotal FY 2002							\$4,300	\$0	\$0			
Subtotal FY 2003										\$3,454	\$3,454	\$0
<i>⁵ Consolidation of projects required significant scope increase. NEPA/ESA review and required redesign necessitated delay to FY 2003.</i>												
Total MCAS CAMP PENDLETON				\$1,730	\$0	\$0	\$4,300	\$0	\$0	\$3,454	\$3,454	\$0

PROJECT TITLE				FY 2001			FY 2002			FY 2003		FY 2004 REQUEST
	PILLAR	APPROP.	LEGAL REQ.	REQ.	ALLOCATED AS OF SEPT. 30, 2001	OBLIG.	REQ.	ALLOCATED AS OF SEPT. 30, 2002	OBLIG.	REQ.	CWE/ APPROP.	

MCAS El Toro/Tustin												
UST REMOVAL/REMEDIAION ⁶				\$1,200	\$1,620	\$1,620	\$2,733	\$1,725	\$1,725	\$0	\$0	\$0
	CM	O & M	RCRAI									
SOLID WASTE MANAGEMENT UNIT REMEDIATION				\$1,800	\$1,800	\$1,984	\$0	\$0	\$0	\$0	\$0	\$0
	CM	O & M	RCRAC									
GROUNDWATER/SOIL REMEDIATION, USTs/AOCs ⁷				\$0	\$0	\$0	\$0	\$2,902	\$2,902	\$0	\$0	\$0
	CM	O & M	RCRAI									
Subtotal FY 2001				\$3,000	\$3,420	\$3,604						
Subtotal FY 2002							\$2,733	\$4,627	\$4,627			
Subtotal FY 2003										\$0	\$0	\$0
<i>⁶ Regulatory approval and project execution process required funding to be spread across fiscal years. Project rescoped in FY 2002 to create additional smaller projects.</i>												
<i>⁷ Emergent requirement resulting from additional contamination being discovered.</i>												
Total MCAS EL TORO/TUSTIN				\$3,000	\$3,420	\$3,604	\$2,733	\$4,627	\$4,627	\$0	\$0	\$0

MCB Camp Pendleton												
RAW WATER TRANSMISSION PIPE ⁸				\$0	\$0	\$0	\$11,060	\$11,060	\$8,853	\$0	\$0	\$0
	CM	MILCON	SDWA									
TERTIARY SEWAGE TREATMENT (Phase I) ⁸				\$0	\$0	\$0	\$0	\$0	\$0	\$0	\$0	\$24,960
	CM	MILCON	SDWA									
WATER TREATMENT PLANT/RESEVOIR ⁸				\$0	\$0	\$0	\$0	\$0	\$0	\$12,000	\$11,806	\$0
	CM	MILCON	SDWA									
REMEDIAE 35 CONVERTED USTs ⁹				\$0	\$0	\$0	\$3,022	\$0	\$0	\$0	\$0	\$0
	CM	O&M	RCRAI									
REPAIR OIL/WATER SEPARATORS 20,22,25,26&33				\$2,957	\$0	\$0	\$2,957	\$0	\$0	\$2,957	\$3,707	\$0
	CM	O&M	CWA									
REPAIR VEHICLE WASH OIL/WATER SEPARATORS 12, 13, and 14 ¹⁰				\$0	\$0	\$0	\$0	\$0	\$0	\$0	\$1,814	\$0
	CM	O&M	CWA									
SEWAGE TREATMENT PLANT 1 COLLECTION SYSTEM REPAIRS ¹¹				\$0	\$0	\$0	\$1,510	\$429	\$429	\$0	\$0	\$0
	CM	O&M	CWA									

PROJECT TITLE				FY 2001			FY 2002			FY 2003		FY 2004 REQUEST
	PILLAR	APPROP.	LEGAL REQ.	REQ.	ALLOCATED AS OF SEPT. 30, 2001	OBLIG.	REQ.	ALLOCATED AS OF SEPT. 30, 2002	OBLIG.	REQ.	CWE/ APPROP.	
INSTALL BACKFLOW PREVENTORS ¹²				\$3,750	\$129	\$0	\$0	\$119	\$0	\$0	\$0	\$329
	PP	O&M	SDWA									
CONVERT VEHICLE WASH DISCHARGE SYSTEM TO RECYCLE ¹³				\$0	\$0	\$0	\$3,390	\$0	\$0	\$0	\$0	\$3,390
	CM	O&M	CWA									
REPAIR UPGRADE OIL/WATER SEPARATORS AND WASTEWATER PRETREATMENT SYSTEM ¹⁴				\$0	\$0	\$0	\$0	\$0	\$0	\$3,981	\$0	\$0
	CM	O&M	CWA									
REPAIR/MODIFY SEWAGE TREATMENT PLANT 1 ¹⁵				\$0	\$0	\$0	\$0	\$1,809	\$1,809	\$0	\$0	\$0
	CM	O&M	CWA									
REPAIR/MODIFY SEWAGE TREATMENT PLANT 2 ¹⁵				\$0	\$0	\$0	\$0	\$1,603	\$1,603	\$0	\$0	\$0
	CM	O&M	CWA									
REPAIR/MODIFY SEWAGE TREATMENT PLANT 2 ¹⁵				\$0	\$0	\$0	\$0	\$1,911	\$1,866	\$0	\$0	\$0
	CM	O&M	CWA									
INSTALL EMS TO STP AND PUMP STATIONS BASEWIDE ¹⁶				\$0	\$0	\$0	\$0	\$0	\$0	\$0	\$0	\$2,353
	CM	O&M	CWA									
Subtotal FY 2001				\$6,707	\$129	\$0						
Subtotal FY 2002							\$21,939	\$16,931	\$14,560			
Subtotal FY 2003										\$18,938	\$17,327	\$31,032
⁸ Required to meet Safe Drinking Water standards.												
⁹ Regulatory agency concluded that requirements met; project no longer needed.												
¹⁰ Project deferred to FY2003 due to late design.												
¹¹ Emergent project; EPA issued NOV for sewage spills. Cost reduction due to contracting efficiencies												
¹² Scope reduced from replacing systems basewide to replacing one system. Project deferred to FY2004 due to field investigations not being complete.												
¹³ Project combined with "repair/upgrade OWS and wastewater pretreat system." Delayed to FY2004 due to scope increase.												
¹⁴ Project incorporated into "Convert Vehicle Wash Discharge System to Recycle."												
¹⁵ Emergent requirement to meet permit discharge specifications.												
¹⁶ Required to address NOVs.												
Total MCB CAMP PENDLETON				\$6,707	\$129	\$0	\$21,939	\$16,931	\$14,560	\$18,938	\$17,327	\$31,032
Marine Corps Total				\$13,120	\$3,549	\$3,604	\$30,655	\$23,085	\$20,714	\$24,842	\$22,096	\$32,954

PROJECT TITLE				FY 2001			FY 2002			FY 2003		FY 2004 REQUEST
	PILLAR	APPROP.	LEGAL REQ.	REQ.	ALLOCATED AS OF SEPT. 30, 2001	OBLIG.	REQ.	ALLOCATED AS OF SEPT. 30, 2002	OBLIG.	REQ.	CWE/ APPROP.	

Air Force

Beale AFB												
REPAIR FLIGHTLINE WATERMAINS ¹⁵				\$0	\$0	\$0	\$0	\$0	\$0	\$2,000	\$0	\$2,000
	CM	O & M	SDWA									
REPAIR MAINBASE WATERMAINS, SOUTH ¹⁶				\$0	\$0	\$0	\$0	\$2,978	\$2,978	\$0	\$0	\$0
	CM	O & M	SDWA									
REPAIR WATER MAINS J STREET				\$0	\$0	\$0	\$0	\$0	\$0	\$0	\$0	\$2,500
	CM	O & M	SDWA									
REPAIR SEWER FOR INFLOW AND INFILTRATION ¹⁶				\$0	\$0	\$0	\$0	\$0	\$0	\$0	\$2,300	\$0
	P2	O & M	CWA									
REPAIR 3 MILION GALLON RESEVOIR TANK ¹⁷				\$0	\$0	\$0	\$0	\$1,532	\$1,532	\$0	\$0	\$0
	P2	O & M	SDWA									
Subtotal FY 2001				\$0	\$0	\$0						
Subtotal FY 2002							\$0	\$4,510	\$4,510			
Subtotal FY 2003										\$2,000	\$2,300	\$4,500
¹⁵ Project moved to FY2004.												
¹⁶ Emergent FY03 project developed subsequent to FY01 report.												
¹⁷ FY02 straddle bid project developed subsequent to FY01 report.												
Total BEALE AFB				\$0	\$0	\$0	\$0	\$4,510	\$4,510	\$2,000	\$2,300	\$4,500

Travis AFB												
CORRECTIVE MEASURES, BUILDING 1832 (REMEDICATION) ¹⁸				\$450	\$0	\$0	\$0	\$0	\$0	\$0	\$0	\$0
	CM	O & M	RCRAC									
Subtotal FY 2001				\$450	\$0	\$0						
Subtotal FY 2002							\$0	\$0	\$0			
Subtotal FY 2003										\$0	\$0	\$0
¹⁸ Project cancelled; programmed into several smaller projects and moved to FY 2002.												
Total Travis AFB				\$450	\$0	\$0	\$0	\$0	\$0	\$0	\$0	\$0

PROJECT TITLE				FY 2001			FY 2002			FY 2003		FY 2004 REQUEST
	PILLAR	APPROP.	LEGAL REQ.	REQ.	ALLOCATED AS OF SEPT. 30, 2001	OBLIG.	REQ.	ALLOCATED AS OF SEPT. 30, 2002	OBLIG.	REQ.	CWE/ APPROP.	

Edwards AFB												
SDWA IMPLEMENTATION ARSENIC TREATMENT - AFRL				\$0	\$0	\$0	\$0	\$0	\$0	\$0	\$0	\$2,470
	CM	O & M	SDWA									
SDWA IMPLEMENTATION ARSENIC TREATMENT - Phase I				\$0	\$0	\$0	\$0	\$0	\$0	\$0	\$0	\$1,750
	CM	O&M	SDWA									
Subtotal FY 2001				\$0	\$0	\$0						
Subtotal FY 2002							\$0	\$0	\$0			
Subtotal FY 2003										\$0	\$0	\$4,220
Total Edwards AFB				\$0	\$0	\$0	\$0	\$0	\$0	\$0	\$0	\$0

Vandenberg AFB												
INSTALL STORMWATER DRAINAGE				\$0	\$0	\$0	\$0	\$0	\$0	\$3,100	\$3,100	\$0
	CM	MILCON	CWA									
EC DISPOSAL OF HERITAGE PROGRAM HAZ WASTE				\$0	\$0	\$0	\$0	\$0	\$0	\$0	\$0	\$1,750
	CM	O&M	RCRA									
UPGRADE WATER DISTRIBUTION SYSTEM, PHASE 2				\$0	\$0	\$0	\$0	\$0	\$0	\$7,400	\$5,100	\$0
	CM	MILCON	SDWA									
Subtotal FY 2001				\$0	\$0	\$0						
Subtotal FY 2002							\$0	\$0	\$0			
Subtotal FY 2003										\$10,500	\$8,200	\$1,750
Total VANDENBERG AFB				\$0	\$0	\$0	\$0	\$0	\$0	\$10,500	\$8,200	\$1,750

Air Force Total	\$0	\$0	\$0	\$0	\$4,510	\$4,510	\$12,500	\$10,500	\$6,250
------------------------	-----	-----	-----	-----	---------	---------	----------	----------	---------

CALIFORNIA TOTAL	\$13,120	\$3,549	\$3,604	\$33,655	\$27,595	\$25,224	\$37,342	\$32,596	\$39,204
-------------------------	----------	---------	---------	----------	----------	----------	----------	----------	----------

COLORADO	FY 2004 EQ Projects > \$ 1.5 Million				Projects	Request	Current Estimate	FY 2004 Request	
	FY 2004 EQ Project Dollars (\$000)				Army	2	\$3,278	\$2,855	\$4,010
					Navy	0	\$0	\$0	\$0
					Marine Corps	0	\$0	\$0	\$0
					Air Force	1	\$0	\$13,870	\$0
					DLA	0	\$0	\$0	\$0
					Total	3	\$3,278	\$16,725	\$4,010

PROJECT TITLE				FY 2001			FY 2002			FY 2003		FY 2004 REQUEST
PILLAR	APPROP.	LEGAL REQ.	REQ.	ALLOCATED AS OF SEPT. 30, 2001	OBLIG.	REQ.	ALLOCATED AS OF SEPT. 30, 2002	OBLIG.	REQ.	CWE/ APPROP.		

Army

Fort Carson												
ACTIVE LANDFILL #1				\$0	\$0	\$0	\$2,843	\$0	\$135	\$3,223	\$2,800	\$3,953
	CM	O & M	RCRAD									
LANDFILL #6 CLOSURE ¹				\$0	\$130	\$10	\$0	\$0	\$10	\$55	\$55	\$57
	CM	O & M	RCRAD									
Subtotal FY 2001				\$0	\$130	\$10						
Subtotal FY 2002							\$2,843	\$0	\$145			
Subtotal FY 2003										\$3,278	\$2,855	\$4,010
¹ Cost increase to accommodate unrestricted future land use.												
Total FORT CARSON				\$0	\$130	\$10	\$2,843	\$0	\$145	\$3,278	\$2,855	\$4,010

Army Total				\$0	\$130	\$10	\$2,843	\$0	\$145	\$3,278	\$2,855	\$4,010
-------------------	--	--	--	-----	-------	------	---------	-----	-------	---------	---------	---------


PROJECT TITLE				FY 2001			FY 2002			FY 2003		FY 2004 REQUEST
	PILLAR	APPROP.	LEGAL REQ.	REQ.	ALLOCATED AS OF SEPT. 30, 2001	OBLIG.	REQ.	ALLOCATED AS OF SEPT. 30, 2002	OBLIG.	REQ.	CWE/ APPROP.	

Air Force

Buckley AFB												
HQ-Buckley Off-Base Asbestos ²				\$0	\$0	\$0	\$0	\$0	\$0	\$0	\$8,100	\$0
	CM	O&M	TSCA									
HQ-Buckley On-Base Asbestos ²				\$0	\$0	\$0	\$0	\$0	\$0	\$0	\$5,770	\$0
	CM	O&M	TSCA									
Subtotal FY 2001				\$0	\$0	\$0						
Subtotal FY 2002							\$0	\$0	\$0			
Subtotal FY 2003										\$0	\$13,870	\$0
² Emergent FY03 project developed subsequent to FY01 report.												
Total BUCKLEY AFB				\$0	\$0	\$0	\$0	\$0	\$0	\$0	\$13,870	\$0

Air Force Total				\$0	\$0	\$0	\$0	\$0	\$0	\$0	\$13,870	\$0
------------------------	--	--	--	-----	-----	-----	-----	-----	-----	-----	----------	-----

COLORADO TOTAL				\$0	\$0	\$0	\$0	\$0	\$0	\$0	\$13,870	\$4,010
-----------------------	--	--	--	-----	-----	-----	-----	-----	-----	-----	----------	---------

FLORIDA 	FY 2004 EQ Projects > \$ 1.5 Million			Projects	Request	Current Estimate	FY 2004 Request	
	FY 2004 EQ Project Dollars (\$000)			Army	0	\$0	\$0	\$0
				Navy	0	\$0	\$0	\$0
				Marine Corps	0	\$0	\$0	\$0
				Air Force	0	\$0	\$0	\$0
				DLA	2	\$0	\$0	\$8,300
			Total	2	\$0	\$0	\$8,300	

PROJECT TITLE				FY 2001			FY 2002			FY 2003		FY 2004 REQUEST
PILLAR	APPROP.	LEGAL REQ.	REQ.	ALLOCATED AS OF SEPT. 30, 2001	OBLIG.	REQ.	ALLOCATED AS OF SEPT. 30, 2002	OBLIG.	REQ.	CWE/ APPROP.		

Navy

NADEP Jacksonville												
HANGAR 101 REPAIR AND UPGRADE				\$0	\$0	\$0	\$2,000	\$0	\$0	\$0	\$0	\$0
	CM	DWCF	CAA									
Subtotal FY 2001				\$0	\$0	\$0						
Subtotal FY 2002							\$0	\$0	\$0			
Subtotal FY 2003										\$0	\$0	\$0
<i>¹ Project cancelled.</i>												
Total NADEP JACKSONVILLE				\$0	\$0	\$0	\$0	\$0	\$0	\$0	\$0	\$0

Navy Total				\$0	\$0	\$0	\$0	\$0	\$0	\$0	\$0	\$0
-------------------	--	--	--	-----	-----	-----	-----	-----	-----	-----	-----	-----

PROJECT TITLE				FY 2001			FY 2002			FY 2003		FY 2004 REQUEST
	PILLAR	APPROP.	LEGAL REQ.	REQ.	ALLOCATED AS OF SEPT. 30, 2001	OBLIG.	REQ.	ALLOCATED AS OF SEPT. 30, 2002	OBLIG.	REQ.	CWE/ APPROP.	

Air Force

Patrick AFB												
CLEAN UP CONTAMINATED SKEET RANGE ¹				\$0	\$2,500	\$2,500	\$2,500	\$0	\$0	\$0	\$0	\$0
	CM	O & M	RCRAC									
Subtotal FY 2001				\$0	\$2,500	\$2,500						
Subtotal FY 2002							\$2,500	\$0	\$0			
Subtotal FY 2003										\$0	\$0	\$0
¹ Project executed early as part of Air Force Space Commands Straddle Bid program in FY 2001.												
Total PATRICK AFB				\$0	\$2,500	\$2,500	\$2,500	\$0	\$0	\$0	\$0	\$0


Air Force Total	\$0	\$2,500	\$2,500	\$2,500	\$0	\$0	\$0	\$0	\$0	\$0	\$0
------------------------	-----	---------	---------	---------	-----	-----	-----	-----	-----	-----	-----

DLA

Duke Field (Eglin AFB)												
REPLACE JET FUEL STORAGE COMPLEX ²				\$0	\$0	\$0	\$0	\$0	\$0	\$0	\$0	\$4,800
	CM	MILCON	CWA									
REPLACE FUEL PIER (Hurlburt Field) ²				\$0	\$0	\$0	\$0	\$0	\$0	\$0	\$0	\$3,500
	CM	MILCON	CAA									
Subtotal FY 2001				\$0	\$0	\$0						
Subtotal FY 2002							\$0	\$0	\$0			
Subtotal FY 2003										\$0	\$0	\$8,300
² New Project.												
Total DUKE FIELD (EGLIN AFB)				\$0	\$0	\$0	\$0	\$0	\$0	\$0	\$0	\$8,300

DLA Total	\$0	\$0	\$0	\$0	\$0	\$0	\$0	\$0	\$0	\$0	\$8,300
------------------	-----	-----	-----	-----	-----	-----	-----	-----	-----	-----	---------

FLORIDA TOTAL	\$0	\$2,500	\$2,500	\$2,500	\$0	\$0	\$0	\$0	\$0	\$0	\$8,300
----------------------	-----	---------	---------	---------	-----	-----	-----	-----	-----	-----	---------

GEORGIA 	FY 2004 EQ Projects > \$ 1.5 Million				Projects	Request	Current Estimate	FY 2004 Request	
	FY 2004 EQ Project Dollars (\$000)				Army	2	\$4,630	\$300	\$3,850
					Navy	0	\$0	\$0	\$0
					Marine Corps	0	\$0	\$0	\$0
					Air Force	0	\$0	\$0	\$0
					DLA	0	\$0	\$0	\$0
				Total	2	\$4,630	\$300	\$3,850	

PROJECT TITLE				FY 2001			FY 2002			FY 2003		FY 2004 REQUEST
PILLAR	APPROP.	LEGAL REQ.	REQ.	ALLOCATED AS OF SEPT. 30, 2001	OBLIG.	REQ.	ALLOCATED AS OF SEPT. 30, 2002	OBLIG.	REQ.	CWE/ APPROP.		

Army

Fort Stewart												
CAP AT INDUSTRIAL WASTEWATER TREATMENT PLANT (SWMU 18)				\$0	\$0	\$0	\$3,000	\$800	\$175	\$1,630	\$300	\$850
	CM	O & M	RCRAC									
SYNTHETIC LANDFILL CAP				\$0	\$1,000	\$71	\$0	\$0	\$0	\$3,000	\$0	\$3,000
	CM	O & M	RCRAD									
Subtotal FY 2001				\$0	\$1,000	\$71						
Subtotal FY 2002							\$3,000	\$800	\$175			
Subtotal FY 2003										\$4,630	\$300	\$3,850
Total FORT STEWART				\$0	\$1,000	\$71	\$3,000	\$800	\$175	\$4,630	\$300	\$3,850

Army Total				\$0	\$1,000	\$71	\$3,000	\$800	\$175	\$4,630	\$300	\$3,850
-------------------	--	--	--	-----	---------	------	---------	-------	-------	---------	-------	---------


PROJECT TITLE				FY 2001			FY 2002			FY 2003		FY 2004 REQUEST
	PILLAR	APPROP.	LEGAL REQ.	REQ.	ALLOCATED AS OF SEPT. 30, 2001	OBLIG.	REQ.	ALLOCATED AS OF SEPT. 30, 2002	OBLIG.	REQ.	CWE/ APPROP.	

Air Force

Robins AFB												
CORRECTIVE MEASURES IMPLEMENTATION				\$0	\$0	\$0	\$1,850	\$1,850	\$1,979	\$0	\$0	\$0
	CM	O & M	RCRAC									
FIRE TRAINING FACILITY				\$0	\$0	\$0	\$3,800	\$3,701	\$2,946	\$0	\$0	\$0
	CM	MILCON	CWA									
Subtotal FY 2001				\$0	\$0	\$0						
Subtotal FY 2002							\$5,650	\$5,551	\$4,925			
Subtotal FY 2003										\$0	\$0	\$0
Total ROBINS AFB				\$0	\$0	\$0	\$5,650	\$5,551	\$4,925	\$0	\$0	\$0

Air Force Total	\$0	\$0	\$0	\$5,650	\$5,551	\$4,925	\$0	\$0	\$0
------------------------	-----	-----	-----	---------	---------	---------	-----	-----	-----

GEORGIA TOTAL	\$0	\$1,000	\$71	\$8,650	\$6,351	\$5,100	\$4,630	\$300	\$3,850
----------------------	-----	---------	------	---------	---------	---------	---------	-------	---------

	HAWAII			FY 2004 EQ Projects > \$ 1.5 Million			Projects	Request	Current Estimate	FY 2004 Request
	FY 2004 EQ Project Dollars (\$000)			Army	3	\$1,785	\$7,715	\$7,500		
				Navy	0	\$0	\$0	\$0		
				Marine Corps	1	\$3,680	\$0	\$0		
				Air Force	0	\$0	\$0	\$0		
				DLA	0	\$0	\$0	\$0		
			Total	4	\$5,465	\$7,715	\$7,500			

PROJECT TITLE				FY 2001			FY 2002			FY 2003		FY 2004 REQUEST
PILLAR	APPROP.	LEGAL REQ.	REQ.	ALLOCATED AS OF SEPT. 30, 2001	OBLIG.	REQ.	ALLOCATED AS OF SEPT. 30, 2002	OBLIG.	REQ.	CWE/ APPROP.		

Army

Makua Military Reservation												
SECTION 7 MITIGATIVE ACTIONS FOR CONTINUED TRAINING ¹				\$1,242	\$600	\$1,388	\$7,500	\$500	\$1,407	\$1,185	\$5,905	\$5,345
	CO	O & M	ESA									
Subtotal FY 2001				\$1,242	\$600	\$1,388						
Subtotal FY 2002							\$7,500	\$500	\$1,407			
Subtotal FY 2003										\$1,185	\$5,905	\$5,345
¹ Increases due to anticipated contracting of urgent actions identified in implementation plans.												
Total MAKUA MILITARY RESERVATION				\$1,242	\$600	\$1,388	\$7,500	\$500	\$1,407	\$1,185	\$5,905	\$5,345

PROJECT TITLE				FY 2001			FY 2002			FY 2003		FY 2004 REQUEST
	PILLAR	APPROP.	LEGAL REQ.	REQ.	ALLOCATED AS OF SEPT. 30, 2001	OBLIG.	REQ.	ALLOCATED AS OF SEPT. 30, 2002	OBLIG.	REQ.	CWE/ APPROP.	

Pohakuloa Training Area												
SECTION 7 MITIGATIVE ACTIONS FOR CONTINUED TRAINING ²				\$1,510	\$100	\$100	\$0	\$0	\$383	\$500	\$1,510	\$1,855
	CO	O & M	ESA									
Subtotal FY 2001				\$1,510	\$100	\$100						
Subtotal FY 2002							\$0	\$0	\$383			
Subtotal FY 2003										\$500	\$1,510	\$1,855
² Estimates anticipating results of biological opinion, expected mid-FY 2003.												
Total POHAKULOA TRAINING AREA				\$1,510	\$100	\$100	\$0	\$0	\$383	\$500	\$1,510	\$1,855

Schofield Barracks Military Reservation												
IMPLEMENT STORMWATER BEST MANAGEMENT PRACTICES ³				\$0	\$0	\$0	\$0	\$100	\$100	\$100	\$300	\$300
	CM	O & M	CWA									
Subtotal FY 2001				\$0	\$0	\$0						
Subtotal FY 2002							\$0	\$100	\$100			
Subtotal FY 2003										\$100	\$300	\$300
³ Project cost expected to drop below reporting threshold after this FY												
Total SCHOFIELD BARRACKS MILITARY RESERVATION				\$0	\$0	\$0	\$0	\$100	\$100	\$100	\$300	\$300

Army Total				\$2,752	\$700	\$1,488	\$7,500	\$600	\$1,890	\$1,785	\$7,715	\$7,500
-------------------	--	--	--	---------	-------	---------	---------	-------	---------	---------	---------	---------

PROJECT TITLE				FY 2001			FY 2002			FY 2003		FY 2004 REQUEST
	PILLAR	APPROP.	LEGAL REQ.	REQ.	ALLOCATED AS OF SEPT. 30, 2001	OBLIG.	REQ.	ALLOCATED AS OF SEPT. 30, 2002	OBLIG.	REQ.	CWE/ APPROP.	

Marine Corps

MCB Hawaii												
UPGRADE WATER RECLAMATION FACILITY ⁴				\$2,810	\$0	\$0	\$0	\$205	\$205	\$3,680	\$0	\$0
	CM	O & M	CWA									
REMOVING ASBESTOS-CONTAINING MATERIAL, BUILDING 1089 ⁵				\$0	\$0	\$0	\$1,563	\$912	\$912	\$0	\$0	\$0
	CM	O & M	CAA									
Subtotal FY 2001				\$2,810	\$0	\$0						
Subtotal FY 2002							\$1,563	\$1,117	\$1,117			
Subtotal FY 2003										\$3,680	\$0	\$0
⁴ Sewage treatment plant under study for privatization. Critical repairs made to facility in FY2002 delayed immediate need for upgrade. Project cancelled												
⁵ Remove friable asbestos from external piping. Bids received came in under government project estimates.												
Total MCB HAWAII				\$2,810	\$0	\$0	\$1,563	\$1,117	\$1,117	\$3,680	\$0	\$0

Marine Corps Total	\$2,810	\$0	\$0	\$1,563	\$1,117	\$1,117	\$3,680	\$0	\$0
---------------------------	---------	-----	-----	---------	---------	---------	---------	-----	-----

HAWAII TOTAL	\$5,562	\$700	\$1,488	\$9,063	\$1,717	\$3,007	\$5,465	\$7,715	\$7,500
---------------------	----------------	--------------	----------------	----------------	----------------	----------------	----------------	----------------	----------------

IDAHO



FY 2004 EQ Projects > \$ 1.5 Million

FY 2004 EQ Project Dollars (\$000)

	Projects	Request	Current Estimate	FY 2004 Request
Army	0	\$0	\$0	\$0
Navy	0	\$0	\$0	\$0
Marine Corps	0	\$0	\$0	\$0
Air Force	1	\$0	\$0	\$2,000
DLA	0	\$0	\$0	\$0
Total	1	\$0	\$0	\$2,000

PROJECT TITLE				FY 2001			FY 2002			FY 2003		FY 2004 REQUEST
PILLAR	APPROP.	LEGAL REQ.	REQ.	ALLOCATED AS OF SEPT. 30, 2001	OBLIG.	REQ.	ALLOCATED AS OF SEPT. 30, 2002	OBLIG.	REQ.	CWE/ APPROP.		

Air Force

Mountain Home AFB

EMISSION CONTROL ENGINE TESTS				\$0	\$0	\$0	\$0	\$0	\$0	\$0	\$0	\$2,000
	CO	O & M	CA									
Subtotal FY 2001				\$0	\$0	\$0						
Subtotal FY 2002						\$0	\$0	\$0				
Subtotal FY 2003									\$0	\$0		\$2,000
Total MOUNTAIN HOME AFB				\$0	\$0	\$0	\$0	\$0	\$0	\$0	\$0	\$2,000

Air Force Total	\$0	\$0	\$0	\$0	\$0	\$0	\$0	\$0	\$0	\$0	\$0	\$2,000
------------------------	-----	-----	-----	-----	-----	-----	-----	-----	-----	-----	-----	---------

IDAHO TOTAL	\$0	\$0	\$0	\$0	\$0	\$0	\$0	\$0	\$0	\$0	\$0	\$2,000
--------------------	-----	-----	-----	-----	-----	-----	-----	-----	-----	-----	-----	---------

ILLINOIS



FY 2004 EQ Projects > \$ 1.5 Million

		Projects	Request	Current Estimate	FY 2004 Request	
FY 2004 EQ Project Dollars (\$000)		Army	0	\$0	\$0	
		Navy	0	\$0	\$0	
		Marine Corps	0	\$0	\$0	
		Air Force	1	\$0	\$2,100	\$0
		DLA	0	\$0	\$0	\$0
Total		1	\$0	\$2,100	\$0	


PROJECT TITLE				FY 2001			FY 2002			FY 2003		FY 2004 REQUEST
PILLAR	APPROP.	LEGAL REQ.	REQ.	ALLOCATED AS OF SEPT. 30, 2001	OBLIG.	REQ.	ALLOCATED AS OF SEPT. 30, 2002	OBLIG.	REQ.	CWE/ APPROP.		

Air Force

Multiple Installations				REQ.	ALLOCATED AS OF SEPT. 30, 2001	OBLIG.	REQ.	ALLOCATED AS OF SEPT. 30, 2002	OBLIG.	REQ.	CWE/ APPROP.	FY 2004 REQUEST
INFLOW/INFILTRATION STUDY AND DESIGN ¹				\$0	\$0	\$0	\$0	\$0	\$0	\$0	\$2,100	\$0
CM	O & M	CWA/SDWA										
Subtotal FY 2001				\$0	\$0	\$0						
Subtotal FY 2002							\$0	\$0	\$0			
Subtotal FY 2003										\$0	\$2,100	\$0
<i>¹ Emergent FY03 project developed subsequent to FY01 report</i>												
Total MULTIPLE INSTALLATIONS				\$0	\$0	\$0	\$0	\$0	\$0	\$0	\$2,100	\$0

Air Force Total	\$0	\$0	\$0	\$0	\$0	\$0	\$0	\$0	\$0	\$0	\$2,100	\$0
------------------------	-----	-----	-----	-----	-----	-----	-----	-----	-----	-----	---------	-----

ILLINOIS TOTAL	\$0	\$0	\$0	\$0	\$0	\$0	\$0	\$0	\$0	\$0	\$2,100	\$0
-----------------------	-----	-----	-----	-----	-----	-----	-----	-----	-----	-----	---------	-----

IOWA 	FY 2004 EQ Projects > \$ 1.5 Million				Projects	Request	Current Estimate	FY 2004 Request	
	FY 2004 EQ Project Dollars (\$000)				Army	1	\$4,218	\$4,218	\$0
					Navy	0	\$0	\$0	\$0
					Marine Corps	0	\$0	\$0	\$0
					Air Force	0	\$0	\$0	\$0
					DLA	0	\$0	\$0	\$0
				Total	1	\$4,218	\$4,218	\$0	


PROJECT TITLE				FY 2001			FY 2002			FY 2003		FY 2004 REQUEST
	PILLAR	APPROP.	LEGAL REQ.	REQ.	ALLOCATED AS OF SEPT. 30, 2001	OBLIG.	REQ.	ALLOCATED AS OF SEPT. 30, 2002	OBLIG.	REQ.	CWE/ APPROP.	

Army

Iowa Army Ammunition Plant												
SEWER REHABILITATION CONTINUATION ¹				\$0	\$0	\$0	\$2,911	\$3,885	\$3,885	\$4,218	\$4,218	\$0
	CM	PAA-PBS	CWA									
Subtotal FY 2001				\$0	\$0	\$0						
Subtotal FY 2002							\$2,911	\$3,885	\$3,885			
Subtotal FY 2003										\$4,218	\$4,218	\$0
¹ Completion expected in FY03												
Total IOWA ARMY AMMUNITION PLANT				\$0	\$0	\$0	\$2,911	\$3,885	\$3,885	\$4,218	\$4,218	\$0

Army Total	\$0	\$0	\$0	\$2,911	\$3,885	\$3,885	\$4,218	\$4,218	\$0
-------------------	-----	-----	-----	---------	---------	---------	---------	---------	-----

IOWA TOTAL	\$0	\$0	\$0	\$2,911	\$3,885	\$3,885	\$4,218	\$4,218	\$0
-------------------	-----	-----	-----	---------	---------	---------	---------	---------	-----

KANSAS 	FY 2004 EQ Projects > \$ 1.5 Million				Projects	Request	Current Estimate	FY 2004 Request	
	FY 2004 EQ Project Dollars (\$000)				Army	0	\$0	\$0	\$0
					Navy	0	\$0	\$0	\$0
					Marine Corps	0	\$0	\$0	\$0
					Air Force	0	\$0	\$0	\$0
					DLA	0	\$0	\$0	\$0
					Total	0	\$0	\$0	\$0

PROJECT TITLE				FY 2001			FY 2002			FY 2003		FY 2004 REQUEST
PILLAR	APPROP.	LEGAL REQ.	REQ.	ALLOCATED AS OF SEPT. 30, 2001	OBLIG.	REQ.	ALLOCATED AS OF SEPT. 30, 2002	OBLIG.	REQ.	CWE/ APPROP.		

Army

Fort Riley												
WASTEWATER TREATMENT PLANT ¹				\$0	\$22,000	\$0	\$0	\$26,000	\$0	\$0	\$0	\$0
	CM	MILCON	CWA									
Subtotal FY 2001				\$0	\$22,000	\$0						
Subtotal FY 2002							\$0	\$26,000	\$0			
Subtotal FY 2003									\$0	\$0	\$0	
<i>¹ Project result of Congressional Add; replaces three 50+ year old trickling filter plants. Original design cost too high; project being redesigned.</i>												
Total FORT RILEY				\$0	\$22,000	\$0	\$0	\$26,000	\$0	\$0	\$0	\$0

Army Total				\$0	\$22,000	\$0	\$0	\$26,000	\$0	\$0	\$0	\$0
-------------------	--	--	--	-----	----------	-----	-----	----------	-----	-----	-----	-----


PROJECT TITLE				FY 2001			FY 2002			FY 2003		FY 2004 REQUEST
	PILLAR	APPROP.	LEGAL REQ.	REQ.	ALLOCATED AS OF SEPT. 30, 2001	OBLIG.	REQ.	ALLOCATED AS OF SEPT. 30, 2002	OBLIG.	REQ.	CWE/ APPROP.	

Air Force

McConnell AFB												
REPAIR SEWAGE LIFT STATION ²				\$0	\$0	\$0	\$0	\$0	\$2,700	\$0	\$0	\$0
	CM	O&M	CWA									
Subtotal FY 2001				\$0	\$0	\$0						
Subtotal FY 2002							\$0	\$0	\$2,700			
Subtotal FY 2003										\$0	\$0	\$0
² Emergent FY03 project developed subsequent to FY01 report.												
Total McConnell AFB				\$0	\$0	\$0	\$0	\$0	\$2,700	\$0	\$0	\$0

Air Force Total				\$0	\$0	\$0	\$0	\$0	\$2,700	\$0	\$0	\$0
------------------------	--	--	--	-----	-----	-----	-----	-----	---------	-----	-----	-----

KANSAS TOTAL				\$0	\$22,000	\$0	\$0	\$26,000	\$2,700	\$0	\$0	\$0
---------------------	--	--	--	-----	----------	-----	-----	----------	---------	-----	-----	-----

 KENTUCKY	FY 2004 EQ Projects > \$ 1.5 Million				Projects	Request	Current Estimate	FY 2004 Request	
	FY 2004 EQ Project Dollars (\$000)				Army	2	\$1,109	\$700	\$643
					Navy	0	\$0	\$0	\$0
					Marine Corps	0	\$0	\$0	\$0
					Air Force	0	\$0	\$0	\$0
					DLA	0	\$0	\$0	\$0
					Total	2	\$1,109	\$700	\$643

PROJECT TITLE				FY 2001			FY 2002			FY 2003		FY 2004 REQUEST
PILLAR	APPROP.	LEGAL REQ.	REQ.	ALLOCATED AS OF SEPT. 30, 2001	OBLIG.	REQ.	ALLOCATED AS OF SEPT. 30, 2002	OBLIG.	REQ.	CWE/ APPROP.		

Army


Fort Campbell												
UPGRADE LANDFILL COVERS AND DRAINAGE ¹				\$900	\$0	\$534	\$1,779	\$1,779	\$1,779	\$609	\$200	\$143
	CM	O & M	RCRAC									
Subtotal FY 2001				\$900	\$0	\$534						
Subtotal FY 2002							\$1,779	\$1,779	\$1,779			
Subtotal FY 2003										\$609	\$200	\$143
¹ Project maintains covers on and repairs 16 separate RCRA landfills as agreed with states of Kentucky and Tennessee.												
Total FORT CAMPBELL				\$900	\$0	\$534	\$1,779	\$1,779	\$1,779	\$609	\$200	\$143

PROJECT TITLE				FY 2001			FY 2002			FY 2003		FY 2004 REQUEST
	PILLAR	APPROP.	LEGAL REQ.	REQ.	ALLOCATED AS OF SEPT. 30, 2001	OBLIG.	REQ.	ALLOCATED AS OF SEPT. 30, 2002	OBLIG.	REQ.	CWE/ APPROP.	

Fort Knox												
POST-CLOSURE REQUIREMENTS (GLEN ROAD LANDFILL)				\$500	\$500	\$500	\$0	\$2,100	\$2,100	\$500	\$500	\$500
	CM	O & M	RCRAD									
Subtotal FY 2001				\$500	\$500	\$500						
Subtotal FY 2002							\$0	\$2,100	\$2,100			
Subtotal FY 2003										\$500	\$500	\$500
Total FORT KNOX				\$500	\$500	\$500	\$0	\$2,100	\$2,100	\$500	\$500	\$500

Army Total				\$1,400	\$500	\$1,034	\$1,779	\$3,879	\$3,879	\$1,109	\$700	\$643
-------------------	--	--	--	---------	-------	---------	---------	---------	---------	---------	-------	-------

KENTUCKY TOTAL				\$1,400	\$500	\$1,034	\$1,779	\$3,879	\$3,879	\$1,109	\$700	\$643
-----------------------	--	--	--	---------	-------	---------	---------	---------	---------	---------	-------	-------

 LOUISIANA	FY 2004 EQ Projects > \$ 1.5 Million				Projects	Request	Current Estimate	FY 2004 Request	
	FY 2004 EQ Project Dollars (\$000)				Army	1	\$0	\$350	\$200
					Navy	1	\$2,690	\$2,690	\$0
					Marine Corps	0	\$0	\$0	\$0
					Air Force	0	\$0	\$0	\$0
					DLA	1	\$9,500	\$9,500	\$0
				Total	3	\$12,190	\$12,540	\$200	

PROJECT TITLE				FY 2001			FY 2002			FY 2003		FY 2004 REQUEST
PILLAR	APPROP.	LEGAL REQ.	REQ.	ALLOCATED AS OF SEPT. 30, 2001	OBLIG.	REQ.	ALLOCATED AS OF SEPT. 30, 2002	OBLIG.	REQ.	CWE/ APPROP.		

Army

Fort Polk												
UPGRADE OF SLUDGE DIGESTERS ¹				\$0	\$1,500	\$1,500	\$300	\$150	\$150	\$0	\$350	\$200
	CM	O & M	CWA									
UPGRADE OF SOUTH FORT WATER SYSTEM				\$0	\$0	\$0	\$4,000	\$0	\$0	\$0	\$0	\$0
	CM	O & M	SDWA									
Subtotal FY 2001				\$0	\$1,500	\$1,500						
Subtotal FY 2002							\$4,300	\$150	\$150			
Subtotal FY 2003										\$0	\$350	\$200
¹ Upgrade sludge digesters and drying beds in phased construction.												
Total FORT POLK				\$0	\$1,500	\$1,500	\$4,300	\$150	\$150	\$0	\$350	\$200

Army Total				\$0	\$1,500	\$1,500	\$4,300	\$150	\$150	\$0	\$350	\$200
-------------------	--	--	--	-----	---------	---------	---------	-------	-------	-----	-------	-------

PROJECT TITLE				FY 2001			FY 2002			FY 2003		FY 2004 REQUEST
	PILLAR	APPROP.	LEGAL REQ.	REQ.	ALLOCATED AS OF SEPT. 30, 2001	OBLIG.	REQ.	ALLOCATED AS OF SEPT. 30, 2002	OBLIG.	REQ.	CWE/ APPROP.	

Navy

NAS New Orleans												
HAZARDOUS MATERIAL STORAGE FACILITY				\$0	\$0	\$0	\$0	\$0	\$0	\$2,690	\$2,690	\$0
	CM	O & M	RCRAC									
Subtotal FY 2001				\$0	\$0	\$0						
Subtotal FY 2002							\$0	\$0	\$0			
Subtotal FY 2003										\$2,690	\$2,690	\$0
Total NAS NEW ORLEANS				\$0	\$0	\$0	\$0	\$0	\$0	\$2,690	\$2,690	\$0


Navy Total				\$0	\$0	\$0	\$0	\$0	\$0	\$2,690	\$2,690	\$0
-------------------	--	--	--	-----	-----	-----	-----	-----	-----	---------	---------	-----

DLA

NASJRB New Orleans												
REPLACE BULK FUEL STORAGE TANKS				\$0	\$0	\$0	\$0	\$0	\$0	\$9,500	\$9,500	\$0
	CM	MILCON	CWA									
Subtotal FY 2001				\$0	\$0	\$0						
Subtotal FY 2002							\$0	\$0	\$0			
Subtotal FY 2003										\$9,500	\$9,500	\$0
Total NASJRB NEW ORLEANS				\$0	\$0	\$0	\$0	\$0	\$0	\$9,500	\$9,500	\$0

DLA Total				\$0	\$0	\$0	\$0	\$0	\$0	\$9,500	\$9,500	\$0
------------------	--	--	--	-----	-----	-----	-----	-----	-----	---------	---------	-----

LOUISIANA TOTAL				\$0	\$1,500	\$1,500	\$4,300	\$150	\$150	\$12,190	\$12,540	\$200
------------------------	--	--	--	-----	---------	---------	---------	-------	-------	----------	----------	-------

MARYLAND 	FY 2004 EQ Projects > \$ 1.5 Million				Projects	Request	Current Estimate	FY 2004 Request	
	FY 2004 EQ Project Dollars (\$000)				Army	3	\$6,388	\$5,374	\$5,084
					Navy	0	\$0	\$0	\$0
					Marine Corps	0	\$0	\$0	\$0
					Air Force	0	\$0	\$0	\$0
					DLA	0	\$0	\$0	\$0
					Total	3	\$6,388	\$5,374	\$5,084

PROJECT TITLE				FY 2001			FY 2002			FY 2003		FY 2004 REQUEST
PILLAR	APPROP.	LEGAL REQ.	REQ.	ALLOCATED AS OF SEPT. 30, 2001	OBLIG.	REQ.	ALLOCATED AS OF SEPT. 30, 2002	OBLIG.	REQ.	CWE/ APPROP.		

Army

Aberdeen Proving Ground												
CLOSING WESWOOD RUBBLE LANDFILL				\$0	\$3,000	\$0	\$2,000	\$2,000	\$2,797	\$500	\$750	\$0
	CM	O & M	RCRAD									
INSTALLATION BOUNDARY UXO CLEANUP				\$0	\$1,555	\$1,264	\$2,000	\$1,268	\$2,000	\$3,423	\$2,000	\$2,000
	CM	O & M	RCRAC									
Subtotal FY 2001				\$0	\$4,555	\$1,264						
Subtotal FY 2002							\$4,000	\$3,268	\$4,797			
Subtotal FY 2003										\$3,923	\$2,750	\$2,000
Total ABERDEEN PROVING GROUND				\$0	\$4,555	\$1,264	\$4,000	\$3,268	\$4,797	\$3,923	\$2,750	\$2,000

PROJECT TITLE				FY 2001			FY 2002			FY 2003		FY 2004 REQUEST
	PILLAR	APPROP.	LEGAL REQ.	REQ.	ALLOCATED AS OF SEPT. 30, 2001	OBLIG.	REQ.	ALLOCATED AS OF SEPT. 30, 2002	OBLIG.	REQ.	CWE/ APPROP.	

Army Environmental Center												
HMCC/HSMS SUSTAINMENT				\$0	\$1,764	\$0	\$0	\$2,650	\$2,064	\$2,465	\$2,624	\$3,084
	P2	O & M	RCRAC									
Subtotal FY 2001				\$0	\$1,764	\$0						
Subtotal FY 2002							\$0	\$2,650	\$2,064			
Subtotal FY 2003										\$2,465	\$2,624	\$3,084
Total ARMY ENVIRONMENTAL CENTER				\$0	\$1,764	\$0	\$0	\$2,650	\$2,064	\$2,465	\$2,624	\$3,084


Army Total				\$0	\$6,319	\$1,264	\$4,000	\$5,918	\$6,861	\$6,388	\$5,374	\$5,084
-------------------	--	--	--	-----	---------	---------	---------	---------	---------	---------	---------	---------

Air Force

Andrews AFB												
ALTER FIRE TRAINING FACILITY				\$0	\$0	\$0	\$1,750	\$1,790	\$1,610	\$0	\$0	\$0
	CM	MILCON	CWA									
Subtotal FY 2001				\$0	\$0	\$0						
Subtotal FY 2002							\$1,750	\$1,790	\$1,610			
Subtotal FY 2003										\$0	\$0	\$0
Total ANDREWS AFB				\$0	\$0	\$0	\$1,750	\$1,790	\$1,610	\$0	\$0	\$0

Air Force Total				\$0	\$0	\$0	\$1,750	\$1,790	\$1,610	\$0	\$0	\$0
------------------------	--	--	--	-----	-----	-----	---------	---------	---------	-----	-----	-----

MARYLAND TOTAL				\$0	\$6,319	\$1,264	\$5,750	\$7,708	\$8,471	\$6,388	\$5,374	\$5,084
-----------------------	--	--	--	-----	---------	---------	---------	---------	---------	---------	---------	---------

MASSACHUSETTS 	FY 2004 EQ Projects > \$ 1.5 Million			Projects	Request	Current Estimate	FY 2004 Request	
	FY 2004 EQ Project Dollars (\$000)			Army	1	\$57,800	\$53,900	\$64,000
				Navy	0	\$0	\$0	\$0
				Marine Corps	0	\$0	\$0	\$0
				Air Force	0	\$0	\$0	\$0
				DLA	0	\$0	\$0	\$0
			Total	1	\$57,800	\$53,900	\$64,000	

PROJECT TITLE				FY 2001			FY 2002			FY 2003		FY 2004 REQUEST
PILLAR	APPROP.	LEGAL REQ.	REQ.	ALLOCATED AS OF SEPT. 30, 2001	OBLIG.	REQ.	ALLOCATED AS OF SEPT. 30, 2002	OBLIG.	REQ.	CWE/ APPROP.		

Army

Camp Edwards												
IMPACT AREA GROUNDWATER STUDY AND REMEDIATION ¹				\$19,800	\$34,370	\$34,370	\$35,900	\$38,900	\$14,502	\$57,800	\$53,900	\$64,000
	CM	O & M	SDWA									
Subtotal FY 2001				\$19,800	\$34,370	\$34,370						
Subtotal FY 2002							\$35,900	\$38,900	\$14,502			
Subtotal FY 2003										\$57,800	\$53,900	\$64,000
¹ Costs of meeting the requirements of 1 st and 3 rd Administrative Orders (AO) are increasing due to new searches and finds, as well as the addition of a 4 th AO.												
Total CAMP EDWARDS				\$19,800	\$34,370	\$34,370	\$35,900	\$38,900	\$14,502	\$57,800	\$53,900	\$64,000
Army Total				\$19,800	\$34,370	\$34,370	\$35,900	\$38,900	\$14,502	\$57,800	\$53,900	\$64,000


PROJECT TITLE				FY 2001			FY 2002			FY 2003		FY 2004 REQUEST
	PILLAR	APPROP.	LEGAL REQ.	REQ.	ALLOCATED AS OF SEPT. 30, 2001	OBLIG.	REQ.	ALLOCATED AS OF SEPT. 30, 2002	OBLIG.	REQ.	CWE/ APPROP.	

Air Force

Hanscom AFB												
PROTECT/RESTORE HISTORIC PROPERTY ²				\$0	\$0	\$0	\$2,000	\$0	\$0	\$0	\$0	\$0
	CO	O & M	NHPA									
Subtotal FY 2001				\$0	\$0	\$0						
Subtotal FY 2002							\$2,000	\$0	\$0			
Subtotal FY 2003										\$0	\$0	\$0
² Project cancelled.												
Total HANSCOM AFB				\$0	\$0	\$0	\$2,000	\$0	\$0	\$0	\$0	\$0

Air Force Total				\$0	\$0	\$0	\$2,000	\$0	\$0	\$0	\$0	\$0
------------------------	--	--	--	-----	-----	-----	---------	-----	-----	-----	-----	-----

MASSACHUSETTS TOTAL				\$19,800	\$34,370	\$34,370	\$37,900	\$38,900	\$14,502	\$57,800	\$53,900	\$64,000
----------------------------	--	--	--	----------	----------	----------	----------	----------	----------	----------	----------	----------

MISSISSIPPI 	FY 2004 EQ Projects > \$ 1.5 Million				Projects	Request	Current Estimate	FY 2004 Request	
	FY 2004 EQ Project Dollars (\$000)				Army	0	\$0	\$0	\$0
					Navy	1	\$1,760	\$0	\$0
					Marine Corps	0	\$0	\$0	\$0
					Air Force	0	\$0	\$0	\$0
					DLA	0	\$0	\$0	\$0
				Total	1	\$1,760	\$0	\$0	


PROJECT TITLE				FY 2001			FY 2002			FY 2003		FY 2004 REQUEST
PILLAR	APPROP.	LEGAL REQ.	REQ.	ALLOCATED AS OF SEPT. 30, 2001	OBLIG.	REQ.	ALLOCATED AS OF SEPT. 30, 2002	OBLIG.	REQ.	CWE/ APPROP.		

Navy

CBC Gulfport												
INSTALL BACKFLOW PREVENTORS TO COMPLY WITH NEW REGULATIONS				\$0	\$0	\$0	\$0	\$0	\$0	\$1,760	\$0	\$0
	EC	O & M	SDWA									
Subtotal FY 2001				\$0	\$0	\$0						
Subtotal FY 2002							\$0	\$0	\$0			
Subtotal FY 2003										\$1,760	\$0	\$0
Total CBC GULFPORT				\$0	\$0	\$0	\$0	\$0	\$0	\$1,760	\$0	\$0

Navy Total	\$0	\$0	\$0	\$0	\$0	\$0	\$0	\$0	\$1,760	\$0	\$0
-------------------	-----	-----	-----	-----	-----	-----	-----	-----	---------	-----	-----

MISSISSIPPI TOTAL	\$0	\$0	\$0	\$0	\$0	\$0	\$0	\$0	\$1,760	\$0	\$0
--------------------------	-----	-----	-----	-----	-----	-----	-----	-----	---------	-----	-----

 MISSOURI	FY 2004 EQ Projects > \$ 1.5 Million				Projects	Request	Current Estimate	FY 2004 Request	
	FY 2004 EQ Project Dollars (\$000)				Army	1	\$1,200	\$0	\$0
					Navy	0	\$0	\$0	\$0
					Marine Corps	0	\$0	\$0	\$0
					Air Force	0	\$0	\$0	\$0
					DLA	0	\$0	\$0	\$0
				Total**	1	\$1,427	\$227	\$2,232	

PROJECT TITLE				FY 2001			FY 2002			FY 2003		FY 2004 REQUEST
PILLAR	APPROP.	LEGAL REQ.	REQ.	ALLOCATED AS OF SEPT. 30, 2001	OBLIG.	REQ.	ALLOCATED AS OF SEPT. 30, 2002	OBLIG.	REQ.	CWE/ APPROP.		

Army

St. Louis Army Ammunition Plant												
CAP AT INDUSTRIAL WASTEWATER TREATMENT PLANT (SWMU 18) ¹				\$0	\$0	\$0	\$0	\$0	\$0	\$1,200	\$0	\$0
	CM	O & M	TSCA									
Subtotal FY 2001				\$0	\$0	\$0						
Subtotal FY 2002							\$0	\$0	\$0			
Subtotal FY 2003										\$1,200	\$0	\$0
¹ Clean up PCB spill, and resolve NOV.												
Total ST. LOUIS ARMY AMMUNITION PLANT				\$0	\$0	\$0	\$0	\$0	\$0	\$1,200	\$0	\$0
Army Total				\$0	\$0	\$0	\$0	\$0	\$0	\$1,200	\$0	\$0

PROJECT TITLE				FY 2001			FY 2002			FY 2003		FY 2004 REQUEST
	PILLAR	APPROP.	LEGAL REQ.	REQ.	ALLOCATED AS OF SEPT. 30, 2001	OBLIG.	REQ.	ALLOCATED AS OF SEPT. 30, 2002	OBLIG.	REQ.	CWE/ APPROP.	


NIMA

NIMA St. Louis												
ENVIRONMENTAL BASELINE STUDIES INVESTIGATION				\$227	\$508	\$508	\$227	\$192	\$192	\$227	\$227	\$2,232
	CM	O & M	CERA									
Subtotal FY 2001				\$227	\$508	\$508						
Subtotal FY 2002							\$227	\$192	\$192			
Subtotal FY 2003										\$227	\$227	\$2,232
Total NIMA St. Louis				\$227	\$508	\$508	\$227	\$192	\$192	\$227	\$227	\$2,232

NIMA Total				\$227	\$508	\$508	\$227	\$192	\$192	\$227	\$227	\$2,232
-------------------	--	--	--	-------	-------	-------	-------	-------	-------	-------	-------	---------

MISSOURI TOTAL**				\$227	\$508	\$508	\$227	\$192	\$192	\$1,427	\$227	\$2,232
-------------------------	--	--	--	-------	-------	-------	-------	-------	-------	---------	-------	---------

**This total includes project costs from the National Imagery and Mapping Agency (NIMA).

MONTANA 	FY 2004 EQ Projects > \$ 1.5 Million				Projects	Request	Current Estimate	FY 2004 Request	
	FY 2004 EQ Project Dollars (\$000)				Army	0	\$0	\$0	\$0
					Navy	0	\$0	\$0	\$0
					Marine Corps	0	\$0	\$0	\$0
					Air Force	2	\$0	\$1,600	\$1,850
					DLA	0	\$0	\$0	\$0
				Total	2	\$0	\$1,600	\$1,850	


PROJECT TITLE				FY 2001			FY 2003			FY 2003		FY 2004 REQUEST
	PILLAR	APPROP.	LEGAL REQ.	REQ.	ALLOCATED AS OF SEPT. 30, 2001	OBLIG.	REQ.	ALLOCATED AS OF SEPT. 30, 2002	OBLIG.	REQ.	CWE/ APPROP.	

Air Force

Malstrom AFB												
P2-SECONDARY CONTAINMENT CONSTRUCTION, MAF				\$0	\$0	\$0	\$0	\$0	\$0	\$0	\$1,600	\$0
	P2	O & M	RCRA									
P2-SCONS COAL FIRED HEAT PLANT OPACITY+Nox				\$0	\$0	\$0	\$0	\$0	\$0	\$0	\$0	\$1,850
	P2	O & M	CAA									
Subtotal FY 2001				\$0	\$0	\$0						
Subtotal FY 2002							\$0	\$0	\$0			
Subtotal FY 2003										\$0	\$1,600	\$1,850
Total MALSTROM AFB				\$0	\$0	\$0	\$0	\$0	\$0	\$0	\$1,600	\$1,850

Air Force Total				\$0	\$0	\$0	\$0	\$0	\$0	\$0	\$1,600	\$1,850
------------------------	--	--	--	-----	-----	-----	-----	-----	-----	-----	---------	---------

MONTANA TOTAL				\$0	\$0	\$0	\$0	\$0	\$0	\$0	\$1,600	\$1,850
----------------------	--	--	--	-----	-----	-----	-----	-----	-----	-----	---------	---------

NEBRASKA 	FY 2004 EQ Projects > \$ 1.5 Million			Projects	Request	Current Estimate	FY 2004 Request	
	FY 2004 EQ Project Dollars (\$000)			Army	0	\$0	\$0	\$0
				Navy	0	\$0	\$0	\$0
				Marine Corps	0	\$0	\$0	\$0
				Air Force	2	\$0	\$1,775	\$1,410
				DLA	0	\$0	\$0	\$0
			Total	2	\$0	\$1,775	\$1,410	


PROJECT TITLE				FY 2001			FY 2002			FY 2003		FY 2004 REQUEST
	PILLAR	APPROP.	LEGAL REQ.	REQ.	ALLOCATED AS OF SEPT. 30, 2001	OBLIG.	REQ.	ALLOCATED AS OF SEPT. 30, 2002	OBLIG.	REQ.	CWE/ APPROP.	

Air Force

Offutt AFB												
REPAIR SANITARY SEWER SERVICE, BASEWIDE ¹				\$0	\$0	\$0	\$0	\$0	\$0	\$0	\$1,775	\$0
	P2	O & M	CWA									
REPAIR SANITARY SEWER SERVICE, AREA 2				\$0	\$0	\$0	\$0	\$0	\$0	\$0	\$0	\$1,410
	P2	O & M	CWA									
Subtotal FY 2001				\$0	\$0	\$0						
Subtotal FY 2002							\$0	\$0	\$0			
Subtotal FY 2003										\$0	\$1,775	\$1,410
¹ Emergent FY03 project developed subsequent to FY01 report												
Total OFFUTT AFB				\$0	\$0	\$0	\$0	\$0	\$0	\$0	\$1,775	\$1,410

Air Force Total				\$0	\$0	\$0	\$0	\$0	\$0	\$0	\$1,775	\$1,410
------------------------	--	--	--	-----	-----	-----	-----	-----	-----	-----	---------	---------

NEBRASKA TOTAL				\$0	\$0	\$0	\$0	\$0	\$0	\$0	\$1,775	\$1,410
-----------------------	--	--	--	-----	-----	-----	-----	-----	-----	-----	---------	---------

NEVADA 	FY 2004 EQ Projects > \$ 1.5 Million				Projects	Request	Current Estimate	FY 2004 Request	
	FY 2004 EQ Project Dollars (\$000)				Army	0	\$0	\$0	\$0
					Navy	0	\$0	\$0	\$0
					Marine Corps	0	\$0	\$0	\$0
					Air Force	0	\$0	\$0	\$0
					DLA	0	\$0	\$0	\$0
				Total	0	\$0	\$0	\$0	


PROJECT TITLE				FY 2001			FY 2002			FY 2003		FY 2004 REQUEST
PILLAR	APPROP.	LEGAL REQ.	REQ.	ALLOCATED AS OF SEPT. 30, 2001	OBLIG.	REQ.	ALLOCATED AS OF SEPT. 30, 2002	OBLIG.	REQ.	CWE/ APPROP.		

Navy

NAS Fallon												
WATER TREATMENT CAP IMPROVEMENTS				\$0	\$0	\$0	\$6,084	\$6,150	\$6,150	\$0	\$0	\$0
	CM	MILCON	CAA									
Subtotal FY 2001				\$0	\$0	\$0						
Subtotal FY 2002							\$6,084	\$6,150	\$6,150			
Subtotal FY 2003										\$0	\$0	\$0
Total NAS FALLON				\$0	\$0	\$0	\$6,084	\$6,150	\$6,150	\$0	\$0	\$0

Navy Total				\$0	\$0	\$0	\$6,084	\$6,150	\$6,150	\$0	\$0	\$0
-------------------	--	--	--	-----	-----	-----	---------	---------	---------	-----	-----	-----

NEVADA TOTAL				\$0	\$0	\$0	\$6,084	\$6,150	\$6,150	\$0	\$0	\$0
---------------------	--	--	--	-----	-----	-----	---------	---------	---------	-----	-----	-----

 NEW JERSEY	FY 2004 EQ Projects > \$ 1.5 Million			Projects	Request	Current Estimate	FY 2004 Request	
	FY 2004 EQ Project Dollars (\$000)			Army	1	\$4,000	\$800	\$1,200
				Navy	0	\$0	\$0	\$0
				Marine Corps	0	\$0	\$0	\$0
				Air Force	0	\$0	\$0	\$0
				DLA	0	\$0	\$0	\$0
			Total	1	\$4,000	\$800	\$1,200	


PROJECT TITLE				FY 2001			FY 2002			FY 2003		FY 2004 REQUEST
PILLAR	APPROP.	LEGAL REQ.	REQ.	ALLOCATED AS OF SEPT. 30, 2001	OBLIG.	REQ.	ALLOCATED AS OF SEPT. 30, 2002	OBLIG.	REQ.	CWE/ APPROP.		

Army

Fort Dix												
REMIEDIATE HANOVER LAKE OUTFALL STREAM SYSTEM ¹				\$0	\$4,000	\$120	\$0	\$0	\$0	\$4,000	\$800	\$1,200
	CM	O & M	CWA									
Subtotal FY 2001				\$0	\$4,000	\$120						
Subtotal FY 2002							\$0	\$0	\$0			
Subtotal FY 2003										\$4,000	\$800	\$1,200
¹ Due to high cost, major portion of funding moved to FY 2004/2005 where it can be programmed into the POM.												
Total FORT DIX				\$0	\$4,000	\$120	\$0	\$0	\$0	\$4,000	\$800	\$1,200

Army Total				\$0	\$4,000	\$120	\$0	\$0	\$0	\$4,000	\$800	\$1,200
-------------------	--	--	--	-----	---------	-------	-----	-----	-----	---------	-------	---------

NEW JERSEY TOTAL				\$0	\$4,000	\$120	\$0	\$0	\$0	\$4,000	\$800	\$1,200
-------------------------	--	--	--	-----	---------	-------	-----	-----	-----	---------	-------	---------

NEW MEXICO 	FY 2004 EQ Projects > \$ 1.5 Million				Projects	Request	Current Estimate	FY 2004 Request	
	FY 2004 EQ Project Dollars (\$000)				Army	0	\$0	\$0	\$0
					Navy	0	\$0	\$0	\$0
					Marine Corps	0	\$0	\$0	\$0
					Air Force	3	\$4,700	\$4,700	\$11,662
					DLA	0	\$0	\$0	\$0
				Total	3	\$4,700	\$4,700	\$11,662	

PROJECT TITLE				FY 2001			FY 2002			FY 2003		FY 2004 REQUEST
PILLAR	APPROP.	LEGAL REQ.	REQ.	ALLOCATED AS OF SEPT. 30, 2001	OBLIG.	REQ.	ALLOCATED AS OF SEPT. 30, 2002	OBLIG.	REQ.	CWE/ APPROP.		

Air Force

Cannon AFB												
CORRECTIVE MEASURES IMPLEMENTATION- CLOSE SEWER LAGOONS ¹				\$2,500	\$2,500	\$2,500	\$0	\$0	\$0	\$0	\$0	\$0
	CM	O & M	RCRAC									
REPAIR SEWER MAINS/MANHOLES ²				\$0	\$0	\$0	\$1,300	\$1,586	\$1,586	\$0	\$0	\$0
	CM	O & M	CWA									
Subtotal FY 2001				\$2,500	\$2,500	\$2,500						
Subtotal FY 2002							\$0	\$0	\$0			
Subtotal FY 2003										\$0	\$0	\$0
¹ Project delayed from FY00 to FY01 to align schedule with companion Environmental Restoration Program project.												
² Inadvertantly omitted from the FY01 report												
Total CANNON AFB				\$2,500	\$2,500	\$2,500	\$0	\$0	\$0	\$0	\$0	\$0


PROJECT TITLE				FY 2001			FY 2002			FY 2003		FY 2004 REQUEST
	PILLAR	APPROP.	LEGAL REQ.	REQ.	ALLOCATED AS OF SEPT. 30, 2001	OBLIG.	REQ.	ALLOCATED AS OF SEPT. 30, 2002	OBLIG.	REQ.	CWE/ APPROP.	

Holloman AFB												
GERMAN AIR FORCE THREATENED/ENDANGERED SPECIES STUDIES: NEW MEXICO ³				\$0	\$0	\$0	\$3,200	\$3,200	\$3,200	\$3,200	\$3,200	\$3,200
	CO	O & M	ESA									
Subtotal FY 2001				\$0	\$0	\$0						
Subtotal FY 2002							\$3,200	\$3,200	\$3,200			
Subtotal FY 2003										\$3,200	\$3,200	\$3,200
³ FY 2001 request represents ACC portion. Requested dollar amount adjusted/updated with implementation of ACES-PM.												
Total HOLLOMAN AFB				\$0	\$0	\$0	\$3,200	\$3,200	\$3,200	\$3,200	\$3,200	\$3,200

Kirtland AFB												
CMI ACTION SS-78, DP-88, & ST-105				\$0	\$0	\$0	\$0	\$0	\$0	\$1,500	\$1,500	\$1,505
	CM	O & M	RCRAC									
ARSENIC TREATMENT SYSTEMS				\$0	\$0	\$0	\$0	\$0	\$0	\$0	\$0	\$6,957
	CM	MILCON	SDWA									
RCRA, CMD/CMI SOLID WASTE MANAGEMENT UNIT DP-88				\$0	\$0	\$0	\$1,500	\$1,500	\$1,500	\$0	\$0	\$0
	CM	O & M	RCRAC									
Subtotal FY 2001				\$0	\$0	\$0						
Subtotal FY 2002							\$1,500	\$1,500	\$1,500			
Subtotal FY 2003										\$1,500	\$1,500	\$8,462
Total KIRTLAND AFB				\$0	\$0	\$0	\$1,500	\$1,500	\$1,500	\$1,500	\$1,500	\$8,462

Air Force Total				\$2,500	\$2,500	\$2,500	\$4,700	\$4,700	\$4,700	\$4,700	\$4,700	\$11,662
------------------------	--	--	--	---------	---------	---------	---------	---------	---------	---------	---------	----------

NEW MEXICO TOTAL				\$2,500	\$2,500	\$2,500	\$4,700	\$4,700	\$4,700	\$4,700	\$4,700	\$11,662
-------------------------	--	--	--	---------	---------	---------	---------	---------	---------	---------	---------	----------

NORTH CAROLINA 	FY 2004 EQ Projects > \$ 1.5 Million				Projects	Request	Current Estimate	FY 2004 Request	
	FY 2004 EQ Project Dollars (\$000)				Army	0	\$0	\$0	\$0
					Navy	0	\$0	\$0	\$0
					Marine Corps	8	\$13,605	\$13,569	\$6,240
					Air Force	1	\$1,500	\$300	\$0
					DLA	0	\$0	\$0	\$0
				Total	9	\$15,105	\$13,869	\$6,240	

PROJECT TITLE				FY 2001			FY 2002			FY 2003		FY 2004 REQUEST
PILLAR	APPROP.	LEGAL REQ.	REQ.	ALLOCATED AS OF SEPT. 30, 2001	OBLIG.	REQ.	ALLOCATED AS OF SEPT. 30, 2002	OBLIG.	REQ.	CWE/ APPROP.		

Marine Corps

MCAS New River											
REPLACE WATER TREATMENT PLANT ¹				\$0	\$0	\$0	\$0	\$0	\$0	\$0	\$6,240
	CM	MILCON	SDWA								
Subtotal FY 2001				\$0	\$0	\$0					
Subtotal FY 2002						\$0	\$0	\$0			
Subtotal FY 2003									\$0	\$0	\$6,240
<i>¹ Required to meet SDWA standards.</i>											
Total MCAS NEW RIVER				\$0	\$0	\$0	\$0	\$0	\$0	\$0	\$6,240

MCAS Cherry Point												
CONSTRUCT BIOLOGICAL NUTRIENT REMOVAL SYSTEM, PHASE 2 ²				\$0	\$0	\$0	\$1,812	\$0	\$0	\$1,812	\$2,008	\$0
	CM	O & M	CWA									
BULKHEAD AND SHORELINE RESTABILIZATION ³				\$0	\$0	\$0	\$2,250	\$1,350	\$1,350	\$0	\$0	\$0
	CM	O & M	CWA									
Subtotal FY 2001				\$0	\$0	\$0						
Subtotal FY 2002							\$4,062	\$1,350	\$1,350			
Subtotal FY 2003										\$1,812	\$2,008	\$0
<i>² Project delayed to FY 2003 to await results from Phase 1 system.</i>												
<i>³ Emergent project to control shoreline erosion. Bids received came in under government project estimates.</i>												
Total MCAS CHERRY POINT				\$0	\$0	\$0	\$4,062	\$1,350	\$1,350	\$1,812	\$2,008	\$0

PROJECT TITLE				FY 2001			FY 2002			FY 2003		FY 2004 REQUEST
	PILLAR	APPROP.	LEGAL REQ.	REQ.	ALLOCATED AS OF SEPT. 30, 2001	OBLIG.	REQ.	ALLOCATED AS OF SEPT. 30, 2002	OBLIG.	REQ.	CWE/ APPROP.	

MCB Camp Lejeune												
LEJEUNE LANDFILL CELL ⁴				\$0	\$0	\$0	\$8,290	\$8,201	\$5,227	\$0	\$0	\$0
	CM	MILCON	RCRAD									
REPLACE A/C RAW WATER LINES TO BUILDING 20 ⁵				\$4,320	\$0	\$0	\$0	\$2,300	\$2,832	\$2,832	\$0	\$0
	CM	O & M	SDWA									
REPLACE A/C RAW WATER LINES TO BUILDING 670 ⁵				\$0	\$0	\$0	\$0	\$0	\$0	\$0	\$2,600	\$0
	CM	O & M	SDWA									
REPAIR/REPLACE MANHOLES/SEWAGE LINES, PARADISE POINT ⁶				\$0	\$0	\$0	\$2,978	\$0	\$0	\$2,978	\$2,978	\$0
	CM	O & M	CWA									
LCH POTABLE WATER MAIN				\$0	\$0	\$0	\$0	\$0	\$0	\$2,571	\$2,571	\$0
	CM	O & M	SDWA									
BULLET TRAPS AT SMALL ARMS RANGE				\$0	\$0	\$0	\$0	\$0	\$0	\$1,800	\$1,800	\$0
	PP	O & M	RCRAC									
UPGRADE ASH HANDLING SYSTEM ⁷				\$0	\$0	\$0	\$0	\$0	\$0	\$1,612	\$1,612	\$0
	CM	O & M	CAA									
Subtotal FY 2001				\$4,320	\$0	\$0						
Subtotal FY 2002							\$11,268	\$10,501	\$8,059			
Subtotal FY 2003										\$11,793	\$11,561	\$0
⁴ Required to meet municipal solid waste landfill requirements.												
⁵ Building 20 and 670 projects combined.												
⁶ Deferred to FY 2003 due to late design.												
⁷ Emergent project. Upgrades to existing system required to comply with current state air permit requirements.												
Total MCB CAMP LEJEUNE				\$4,320	\$0	\$0	\$11,268	\$10,501	\$8,059	\$11,793	\$11,561	\$0
Marine Corps Total				\$4,320	\$0	\$0	\$15,330	\$11,851	\$9,409	\$13,605	\$13,569	\$6,240

PROJECT TITLE				FY 2001			FY 2002			FY 2003		FY 2004 REQUEST
	PILLAR	APPROP.	LEGAL REQ.	REQ.	ALLOCATED AS OF SEPT. 30, 2001	OBLIG.	REQ.	ALLOCATED AS OF SEPT. 30, 2002	OBLIG.	REQ.	CWE/ APPROP.	


Air Force

Pope AFB												
TEST AND DISPOSE OF CONTAMINATED SOIL IN OUTLOAD ENHANCEMENT AREA ⁸				\$0	\$0	\$0	\$0	\$0	\$0	\$1,500	\$300	\$0
	CM	O & M	RCRAC									
Subtotal FY 2001				\$0	\$0	\$0						
Subtotal FY 2002							\$0	\$0	\$0			
Subtotal FY 2003										\$1,500	\$300	\$0
⁸ Project is companion to an Army MILCON project. Cost reduced to reflect current scope of work and refined cost analysis.												
Total POPE AFB				\$0	\$0	\$0	\$0	\$0	\$0	\$1,500	\$300	\$0

Seymour Johnson AFB												
REPAIR NONCOMPLIANT WATER MAINS, PHASE 1 ⁹				\$0	\$0	\$0	\$2,248	\$2,248	\$0	\$0	\$0	\$0
	CM	O & M	SDWA									
Subtotal FY 2001				\$0	\$0	\$0						
Subtotal FY 2002							\$2,248	\$2,248	\$0			
Subtotal FY 2003										\$0	\$0	\$0
⁹ Emergent requirement subsequent to FY 2000 Report.												
Total SEYMOUR JOHNSON AFB				\$0	\$0	\$0	\$2,248	\$2,248	\$0	\$0	\$0	\$0

Air Force Total				\$0	\$0	\$0	\$2,248	\$2,248	\$0	\$1,500	\$300	\$0
------------------------	--	--	--	-----	-----	-----	---------	---------	-----	---------	-------	-----

NORTH CAROLINA TOTAL				\$4,320	\$0	\$0	\$17,578	\$14,099	\$9,409	\$15,105	\$13,869	\$6,240
-----------------------------	--	--	--	---------	-----	-----	----------	----------	---------	----------	----------	---------

NORTH DAKOTA		FY 2004 EQ Projects > \$ 1.5 Million				Projects	Request	Current Estimate	FY 2004 Request	
		FY 2004 EQ Project Dollars (\$000)				Army	0	\$0	\$0	\$0
						Navy	0	\$0	\$0	\$0
						Marine Corps	0	\$0	\$0	\$0
						Air Force	1	\$1,800	\$0	\$0
						DLA	0	\$0	\$0	\$0
						Total	1	\$1,800	\$0	\$0


PROJECT TITLE				FY 2001			FY 2002			FY 2003		FY 2004 REQUEST
PILLAR	APPROP.	LEGAL REQ.	REQ.	ALLOCATED AS OF SEPT. 30, 2001	OBLIG.	REQ.	ALLOCATED AS OF SEPT. 30, 2002	OBLIG.	REQ.	CWE/ APPROP.		

Air Force

Minot AFB												
REPAIR NONCOMPLIANT STORAGE TANK ¹				\$0	\$0	\$0	\$0	\$0	\$0	\$1,800	\$0	\$0
	CM	O & M	SDWA									
Subtotal FY 2001				\$0	\$0	\$0						
Subtotal FY 2002							\$0	\$0	\$0			
Subtotal FY 2003										\$1,800	\$0	\$0
¹ Project determined not to be environmental in scope. Project Cancelled.												
Total MINOT AFB				\$0	\$0	\$0	\$0	\$0	\$0	\$1,800	\$0	\$0

Air Force Total				\$0	\$0	\$0	\$0	\$0	\$0	\$1,800	\$0	\$0
------------------------	--	--	--	-----	-----	-----	-----	-----	-----	---------	-----	-----

NORTH DAKOTA TOTAL				\$0	\$0	\$0	\$0	\$0	\$0	\$1,800	\$0	\$0
---------------------------	--	--	--	-----	-----	-----	-----	-----	-----	---------	-----	-----

OKLAHOMA 	FY 2004 EQ Projects > \$ 1.5 Million				Projects	Request	Current Estimate	FY 2004 Request	
	FY 2004 EQ Project Dollars (\$000)				Army	0	\$0	\$0	\$0
					Navy	0	\$0	\$0	\$0
					Marine Corps	0	\$0	\$0	\$0
					Air Force	1	\$2,897	\$2,897	\$4,600
					DLA	0	\$0	\$0	\$0
				Total	1	\$2,897	\$2,897	\$4,600	

PROJECT TITLE				FY 2001			FY 2002			FY 2003		FY 2004 REQUEST
PILLAR	APPROP.	LEGAL REQ.	REQ.	ALLOCATED AS OF SEPT. 30, 2001	OBLIG.	REQ.	ALLOCATED AS OF SEPT. 30, 2002	OBLIG.	REQ.	CWE/ APPROP.		

Air Force


Altus AFB												
RCRA FACILITY INVESTIGATION/CMS CONTINUED ¹				\$0	\$1,521	\$1,521	\$2,850	\$996	\$996	\$0	\$0	\$0
	CM	O & M	RCRA									
Subtotal FY 2001				\$0	\$1,521	\$1,521						
Subtotal FY 2002							\$2,850	\$996	\$996			
Subtotal FY 2003										\$0	\$0	\$0
¹ Decrease due to reduction in the number of sites after completion of investigative phase.												
Total ALTUS AFB				\$0	\$1,521	\$1,521	\$2,850	\$996	\$996	\$0	\$0	\$0

PROJECT TITLE				FY 2001			FY 2002			FY 2003		FY 2004 REQUEST
	PILLAR	APPROP.	LEGAL REQ.	REQ.	ALLOCATED AS OF SEPT. 30, 2001	OBLIG.	REQ.	ALLOCATED AS OF SEPT. 30, 2002	OBLIG.	REQ.	CWE/ APPROP.	

Tinker AFB												
INSTALL BACKFLOW DEVICES ²				\$0	\$0	\$0	\$2,100	\$0	\$0	\$2,897	\$2,897	\$4,600
	CM	O & M	SDWA									
Subtotal FY 2001				\$0	\$0	\$0						
Subtotal FY 2002							\$2,100	\$0	\$0			
Subtotal FY 2003										\$2,897	\$2,897	\$4,600
² Project delayed to FY 2003 due to complexity of design associated with fire suppression systems in facilities.												
Total TINKER AFB				\$0	\$0	\$0	\$0	\$0	\$0	\$2,897	\$2,897	\$4,600

Air Force Total				\$0	\$1,521	\$1,521	\$2,850	\$996	\$996	\$2,897	\$2,897	\$4,600
------------------------	--	--	--	-----	---------	---------	---------	-------	-------	---------	---------	---------

OKLAHOMA TOTAL				\$0	\$1,521	\$1,521	\$2,850	\$996	\$996	\$2,897	\$2,897	\$4,600
-----------------------	--	--	--	-----	---------	---------	---------	-------	-------	---------	---------	---------

OREGON 	FY 2004 EQ Projects > \$ 1.5 Million				Projects	Request	Current Estimate	FY 2004 Request	
	FY 2004 EQ Project Dollars (\$000)				Army	0	\$0	\$0	\$0
					Navy	0	\$0	\$0	\$0
					Marine Corps	0	\$0	\$0	\$0
					Air Force	0	\$0	\$0	\$0
					DLA	0	\$0	\$0	\$0
				Total	0	\$0	\$0	\$0	


PROJECT TITLE				FY 2001			FY 2002			FY 2003		FY 2004 REQUEST
	PILLAR	APPROP.	LEGAL REQ.	REQ.	ALLOCATED AS OF SEPT. 30, 2001	OBLIG.	REQ.	ALLOCATED AS OF SEPT. 30, 2002	OBLIG.	REQ.	CWE/ APPROP.	

Army

Umatilla Chemical Depot												
STORAGE COMPLIANCE FOR PART B PERMIT				\$0	\$1,735	\$0	\$0	\$2,340	\$0	\$0	\$0	\$0
	CM	O & M	RCRAC									
Subtotal FY 2001				\$0	\$1,735	\$0						
Subtotal FY 2002							\$0	\$2,340	\$0			
Subtotal FY 2003										\$0	\$0	\$0
Total UMATILLA CHEMICAL DEPOT				\$0	\$1,735	\$0	\$0	\$2,340	\$0	\$0	\$0	\$0

Army Total				\$0	\$1,735	\$0	\$0	\$2,340	\$0	\$0	\$0	\$0
-------------------	--	--	--	-----	---------	-----	-----	---------	-----	-----	-----	-----

OREGON TOTAL				\$0	\$1,735	\$0	\$0	\$2,340	\$0	\$0	\$0	\$0
---------------------	--	--	--	------------	----------------	------------	------------	----------------	------------	------------	------------	------------

SOUTH CAROLINA 	FY 2004 EQ Projects > \$ 1.5 Million				Projects	Request	Current Estimate	FY 2004 Request	
	FY 2004 EQ Project Dollars (\$000)				Army	0	\$0	\$0	\$0
					Navy	0	\$0	\$0	\$0
					Marine Corps	0	\$0	\$0	\$0
					Air Force	1	\$0	\$0	\$3,000
					DLA	0	\$0	\$0	\$0
				Total	1	\$0	\$0	\$3,000	


PROJECT TITLE				FY 2001			FY 2002			FY 2003		FY 2004 REQUEST
	PILLAR	APPROP.	LEGAL REQ.	REQ.	ALLOCATED AS OF SEPT. 30, 2001	OBLIG.	REQ.	ALLOCATED AS OF SEPT. 30, 2002	OBLIG.	REQ.	CWE/ APPROP.	

Air Force

McEntire International Airport												
REPAIR BASE WATER SYSTEM ¹				\$0	\$0	\$0	\$3,000	\$0	\$0	\$0	\$0	\$3,000
	CM	O & M	SDWA									
Subtotal FY 2001				\$0	\$0	\$0						
Subtotal FY 2002							\$3,000	\$0	\$0			
Subtotal FY 2003										\$0	\$0	\$3,000
¹ Project moved to FY 2004.												
Total MCENTIRE INTERNATIONAL AIRPORT				\$0	\$0	\$0	\$3,000	\$0	\$0	\$0	\$0	\$3,000

Air Force Total	\$0	\$0	\$0	\$3,000	\$0	\$0	\$0	\$0	\$0	\$0	\$3,000
------------------------	-----	-----	-----	---------	-----	-----	-----	-----	-----	-----	---------

SOUTH CAROLINA TOTAL	\$0	\$0	\$0	\$3,000	\$0	\$0	\$0	\$0	\$0	\$0	\$3,000
-----------------------------	-----	-----	-----	---------	-----	-----	-----	-----	-----	-----	---------

 TEXAS	FY 2004 EQ Projects > \$ 1.5 Million			Projects	Request	Current Estimate	FY 2004 Request	
	FY 2004 EQ Project Dollars (\$000)			Army	2	\$3,128	\$3,182	\$203
				Navy	0	\$0	\$0	\$0
				Marine Corps	0	\$0	\$0	\$0
				Air Force	3	\$8,330	\$0	\$2,378
				DLA	0	\$0	\$0	\$0
			Total	5	\$11,458	\$3,182	\$2,581	

PROJECT TITLE				FY 2001			FY 2002			FY 2003		FY 2004 REQUEST
PILLAR	APPROP.	LEGAL REQ.	REQ.	ALLOCATED AS OF SEPT. 30, 2001	OBLIG.	REQ.	ALLOCATED AS OF SEPT. 30, 2002	OBLIG.	REQ.	CWE/ APPROP.		

Army

Camp Bullis												
OPEN BURNING/OPEN DETONATION TSD CORRECTIVE ACTION				\$0	\$0	\$0	\$0	\$0	\$0	\$1,728	\$1,782	\$173
	CM	O & M	RCRAC									
Subtotal FY 2001				\$0	\$0	\$0						
Subtotal FY 2002							\$0	\$0	\$0			
Subtotal FY 2003										\$1,728	\$1,782	\$173
Total CAMP BULLIS				\$0	\$0	\$0	\$0	\$0	\$0	\$1,728	\$1,782	\$173

PROJECT TITLE				FY 2001			FY 2002			FY 2003		FY 2004 REQUEST
	PILLAR	APPROP.	LEGAL REQ.	REQ.	ALLOCATED AS OF SEPT. 30, 2001	OBLIG.	REQ.	ALLOCATED AS OF SEPT. 30, 2002	OBLIG.	REQ.	CWE/ APPROP.	

Fort Bliss												
INSTALL, REPAIR, AND REPLACE CROSS-CONNECT BACKFLOW PREVENTION EQUIPMENT ¹				\$1,800	\$1,800	\$1,800	\$1,800	\$1,800	\$1,200	\$1,400	\$1,400	\$30
	CM	O & M	SDWA									
Subtotal FY 2001				\$1,800	\$1,800	\$1,800						
Subtotal FY 2002							\$1,800	\$1,800	\$1,200			
Subtotal FY 2003										\$1,400	\$1,400	\$30
¹ Construction begun; expected to continue until end of FY 2003.												
Total FORT BLISS				\$1,800	\$1,800	\$1,800	\$1,800	\$1,800	\$1,200	\$1,400	\$1,400	\$30
Army Total				\$1,800	\$1,800	\$1,800	\$1,800	\$1,800	\$1,200	\$3,128	\$3,182	\$203

PROJECT TITLE				FY 2001			FY 2002			FY 2003		FY 2004 REQUEST
	PILLAR	APPROP.	LEGAL REQ.	REQ.	ALLOCATED AS OF SEPT. 30, 2001	OBLIG.	REQ.	ALLOCATED AS OF SEPT. 30, 2002	OBLIG.	REQ.	CWE/ APPROP.	


Air Force

Dyess AFB												
REPAIR NON-COMPLIANT INFLOW AND INFILTRATION ²				\$0	\$0	\$0	\$0	\$2,998	\$2,998	\$3,000	\$0	\$0
	P2	O & M	CWA									
CORRECT NONCOMPLIANT INFILTRATION AND INFLOW ³				\$0	\$0	\$0	\$0	\$0	\$0	\$3,830	\$0	\$2,378
	CM	O & M	CWA									
Subtotal FY 2001				\$0	\$0	\$0						
Subtotal FY 2002							\$0	\$2,998	\$2,998			
Subtotal FY 2003										\$6,830	\$0	\$2,378
² Project moved forward to FY02 from FY03 subsequent to FY01 report.												
³ Project moved to FY04. Requested amount in FY04 changed to reflect CWE.												
Total DYESS AFB				\$0	\$0	\$0	\$0	\$2,998	\$2,998	\$6,830	\$0	\$2,378

Randolph AFB												
AIR FORCE INSTITUTE OF TECHNOLOGY ⁴				\$0	\$0	\$0	\$1,500	\$1,100	\$0	\$1,500	\$0	\$0
	CM	O & M										
Subtotal FY 2001				\$0	\$0	\$0						
Subtotal FY 2002							\$1,500	\$1,100	\$0			
Subtotal FY 2003										\$1,500	\$0	\$0
⁴ For training; full FY 2002 funding amount not required.												
Total RANDOLPH AFB				\$0	\$0	\$0	\$1,500	\$1,100	\$0	\$1,500	\$0	\$0

Air Force Total				\$0	\$0	\$0	\$1,500	\$4,098	\$2,998	\$8,330	\$0	\$2,378
------------------------	--	--	--	-----	-----	-----	---------	---------	---------	---------	-----	---------

TEXAS TOTAL				\$1,800	\$1,800	\$1,800	\$3,300	\$5,898	\$4,198	\$11,458	\$3,182	\$2,581
--------------------	--	--	--	---------	---------	---------	---------	---------	---------	----------	---------	---------

	VIRGINIA				FY 2004 EQ Projects > \$ 1.5 Million	Projects	Request	Current Estimate	FY 2004 Request
	FY 2004 EQ Project Dollars (\$000)				Army	0	\$0	\$0	\$0
					Navy	2	\$1,600	\$0	\$3,091
					Marine Corps	2	\$2,900	\$3,944	\$4,268
					Air Force	5	\$15,250	\$5,250	\$10,000
					DLA	0	\$0	\$0	\$0
				Total	9	\$19,750	\$9,194	\$17,359	

PROJECT TITLE				FY 2001			FY 2002			FY 2003		FY 2004 REQUEST
PILLAR	APPROP.	LEGAL REQ.	REQ.	ALLOCATED AS OF SEPT. 30, 2001	OBLIG.	REQ.	ALLOCATED AS OF SEPT. 30, 2002	OBLIG.	REQ.	CWE/ APPROP.		

Army

Radford Army Ammunition Plant												
NEW HAZARDOUS WASTE TANKS FOR A, B, AND C LINES ¹				\$0	\$0	\$0	\$4,471	\$4,648	\$0	\$0	\$0	\$0
	CM	PAA-PBS	RCRAC									
WASTEWATER SLUDGE HANDLING ¹				\$0	\$0	\$0	\$2,364	\$2,502	\$0	\$0	\$0	\$0
	CM	PAA-PBS	RCRAC									
Subtotal FY 2001				\$0	\$0	\$0						
Subtotal FY 2002							\$6,835	\$7,150	\$0			
Subtotal FY 2003										\$0	\$0	\$0
¹ Contract to be awarded FY2003.												
Total RADFORD ARMY AMMUNITION PLANT				\$0	\$0	\$0	\$6,835	\$7,150	\$0	\$0	\$0	\$0

Army Total				\$0	\$0	\$0	\$6,835	\$7,150	\$0	\$0	\$0	\$0
-------------------	--	--	--	-----	-----	-----	---------	---------	-----	-----	-----	-----

PROJECT TITLE				FY 2001			FY 2002			FY 2003		FY 2004 REQUEST
	PILLAR	APPROP.	LEGAL REQ.	REQ.	ALLOCATED AS OF SEPT. 30, 2001	OBLIG.	REQ.	ALLOCATED AS OF SEPT. 30, 2002	OBLIG.	REQ.	CWE/ APPROP.	

Navy

NAS Oceana												
CLOSURE OF H/W DISPOSAL UNIT				\$0	\$0	\$0	\$0	\$0	\$0	\$0	\$0	\$1,591
	EC	O&M	RCRAC									
Subtotal FY 2001				\$0	\$0	\$0						
Subtotal FY 2002							\$0	\$0	\$0			
Subtotal FY 2003										\$0	\$0	\$1,591
Total NAS OCEANA				\$0	\$0	\$0	\$0	\$0	\$0	\$0	\$0	\$1,591

NAVSTA Norfolk												
SP WATERLINE REPLACEMENT				\$0	\$0	\$0	\$0	\$0	\$0	\$1,600	\$0	\$1,500
	CM	DWCF	CWA									
Subtotal FY 2001				\$0	\$0	\$0						
Subtotal FY 2002							\$0	\$0	\$0			
Subtotal FY 2003										\$0	\$0	\$1,500
Total NAVSTA NORFOLK				\$0	\$0	\$0	\$0	\$0	\$0	\$1,600	\$0	\$1,500

Navy Total				\$0	\$0	\$0	\$0	\$0	\$0	\$1,600	\$0	\$3,091
-------------------	--	--	--	-----	-----	-----	-----	-----	-----	---------	-----	---------

PROJECT TITLE				FY 2001			FY 2002			FY 2003		FY 2004 REQUEST
	PILLAR	APPROP.	LEGAL REQ.	REQ.	ALLOCATED AS OF SEPT. 30, 2001	OBLIG.	REQ.	ALLOCATED AS OF SEPT. 30, 2002	OBLIG.	REQ.	CWE/ APPROP.	

Marine Corps

MCB Quantico												
REPAIR TANK TRAILS, PHASE II ²				\$3,944	\$0	\$0	\$2,050	\$0	\$0	\$0	\$3,944	\$0
	P2	O & M	CWA									
REPAIR TANK TRAILS, PHASE III ³				\$0	\$0	\$0	\$0	\$0	\$0	\$2,900	\$0	\$4,268
	P2	O & M	CWA									
Subtotal FY 2001				\$3,944	\$0	\$0						
Subtotal FY 2002							\$2,050	\$0	\$0			
Subtotal FY 2003										\$2,900	\$3,944	\$4,268
² Project delayed FY2003 due to late Phase I obligation. Cost increased to address wetland mitigation, UXO sweeps, and additional design requirements.												
³ Cost increased to address wetland mitigation and UXO identification/sweeps. Delayed to FY2004 to await completion of Phase II.												
Total MCB QUANTICO				\$3,944	\$0	\$0	\$2,050	\$0	\$0	\$2,900	\$3,944	\$4,268

Marine Corps Total				\$3,944	\$0	\$0	\$2,050	\$0	\$0	\$2,900	\$3,944	\$4,268
---------------------------	--	--	--	---------	-----	-----	---------	-----	-----	---------	---------	---------

PROJECT TITLE				FY 2001			FY 2002			FY 2003		FY 2004 REQUEST
	PILLAR	APPROP.	LEGAL REQ.	REQ.	ALLOCATED AS OF SEPT. 30, 2001	OBLIG.	REQ.	ALLOCATED AS OF SEPT. 30, 2002	OBLIG.	REQ.	CWE/ APPROP.	

Air Force

Langley AFB												
REPAIR NONCOMPLIANT WATER MAINS ⁴				\$0	\$0	\$0	\$4,067	\$4,062	\$4,062	\$0	\$0	\$0
	P2	O & M	SDWA									
Subtotal FY 2001				\$0	\$0	\$0						
Subtotal FY 2002							\$4,067	\$4,062	\$4,062			
Subtotal FY 2003										\$0	\$0	\$0
⁴ Project moved forward to FY02 from FY04 subsequent to FY01 report.												
Total LANGLEY AFB				\$0	\$0	\$0	\$4,067	\$4,062	\$4,062	\$0	\$0	\$0


Multiple												
AIRBORNE LASER EIAP ⁵				\$0	\$0	\$0	\$0	\$0	\$0	\$4,250	\$2,500	\$0
	CO	O & M	NEPA									
EIAP FOR F-22 BEDDOWNS/REALIGNMENTS ⁵				\$0	\$0	\$0	\$0	\$0	\$0	\$4,000	\$0	\$0
	P2	O & M	NEPA									
EIAP FOR F-22 BEDDOWNS/REALIGNMENTS ⁶				\$0	\$0	\$0	\$0	\$0	\$0	\$7,000	\$2,750	\$0
	P2	O & M	NEPA									
EIAP FOR BEDDOWNS/REALIGNMENTS (HACC040001)				\$0	\$0	\$0	\$0	\$0	\$0	\$0	\$0	\$8,500
	CM	O & M	NEPA									
JOINT STRIKE FIGHTER BEDDOWN EIAP (ACC247819)				\$0	\$0	\$0	\$0	\$0	\$0	\$0	\$0	\$1,500
	CM	O & M	NEPA									
Subtotal FY 2001				\$0	\$0	\$0						
Subtotal FY 2002							\$0	\$0	\$0			
Subtotal FY 2003										\$15,250	\$5,250	\$10,000
⁵ Project cancelled.												
⁶ CWE based on known Air Combat Command beddown/realignment requirements.												
Total MULTIPLE				\$0	\$0	\$0	\$0	\$0	\$0	\$15,250	\$5,250	\$10,000

Air Force Total				\$0	\$0	\$0	\$4,067	\$4,062	\$4,062	\$15,250	\$5,250	\$10,000
------------------------	--	--	--	-----	-----	-----	---------	---------	---------	----------	---------	----------

PROJECT TITLE				FY 2001			FY 2002			FY 2003		FY 2004 REQUEST
	PILLAR	APPROP.	LEGAL REQ.	REQ.	ALLOCATED AS OF SEPT. 30, 2001	OBLIG.	REQ.	ALLOCATED AS OF SEPT. 30, 2002	OBLIG.	REQ.	CWE/ APPROP.	

DLA

Defense National Stockpile Center												
EIS FOR DISPOSITION OF MERCURY STOCKPILE ⁷				\$1,500	\$2,436	\$2,436	\$1,700	\$458	\$458	\$0	\$0	\$0
	CM	DWCF	NEPA									
EIS FOR DISPOSITION OF THORIUM NITRATE				\$0	\$0	\$0	\$2,000	\$2,700	\$2,700	\$0	\$0	\$0
	CM	DWCF	NEPA									
Subtotal FY 2001				\$1,500	\$2,436	\$2,436						
Subtotal FY 2002							\$3,700	\$3,158	\$3,158			
Subtotal FY 2003										\$0	\$0	\$0
⁷ Cost of NEPA technical support greater than originally anticipated.												
⁸ Project completed. EIS was not necessary. Material was determined to qualify as low-level radioactive waste and will be disposed of by DOE facility.												
Total DEFENSE NATIONAL STOCKPILE CENTER				\$1,500	\$2,436	\$2,436	\$3,700	\$3,158	\$3,158	\$0	\$0	\$0
DLA Total				\$1,500	\$2,436	\$2,436	\$3,700	\$3,158	\$3,158	\$0	\$0	\$0
VIRGINIA TOTAL				\$5,444	\$2,436	\$2,436	\$16,652	\$14,370	\$7,220	\$19,750	\$9,194	\$17,359

WASHINGTON 	FY 2004 EQ Projects > \$ 1.5 Million				Projects	Request	Current Estimate	FY 2004 Request	
	FY 2004 EQ Project Dollars (\$000)				Army	1	\$1,910	\$0	\$0
					Navy	1	\$20,732	\$0	\$0
					Marine Corps	0	\$0	\$0	\$0
					Air Force	0	\$0	\$0	\$0
					DLA	0	\$0	\$0	\$0
					Total	2	\$22,642	\$0	\$0

PROJECT TITLE				FY 2001			FY 2002			FY 2003		FY 2004 REQUEST
	PILLAR	APPROP.	LEGAL REQ.	REQ.	ALLOCATED AS OF SEPT. 30, 2001	OBLIG.	REQ.	ALLOCATED AS OF SEPT. 30, 2002	OBLIG.	REQ.	CWE/ APPROP.	

Army

Fort Lewis												
REPAIR STORMWATER OUTFALLS ¹				\$1,500	\$1,500	\$1,946	\$970	\$0	\$1,917	\$1,910	\$0	\$0
	CM	O & M	CWA									
Subtotal FY 2001				\$1,500	\$1,500	\$1,946						
Subtotal FY 2002							\$970	\$0	\$1,917			
Subtotal FY 2003										\$1,910	\$0	\$0
¹ FY 2003 needs based on updated cost estimates.												
Total FORT LEWIS				\$1,500	\$1,500	\$1,946	\$970	\$0	\$1,917	\$1,910	\$0	\$0

Army Total				\$1,500	\$1,500	\$1,946	\$970	\$0	\$1,917	\$1,910	\$0	\$0
-------------------	--	--	--	---------	---------	---------	-------	-----	---------	---------	-----	-----

PROJECT TITLE				FY 2001			FY 2002			FY 2003		FY 2004 REQUEST
	PILLAR	APPROP.	LEGAL REQ.	REQ.	ALLOCATED AS OF SEPT. 30, 2001	OBLIG.	REQ.	ALLOCATED AS OF SEPT. 30, 2002	OBLIG.	REQ.	CWE/ APPROP.	


Navy

CNRW												
CONSOLIDATED REGIONAL ENVIRONMENTAL SUPPORT ²				\$0	\$0	\$0	\$0	\$0	\$2,438	\$0	\$0	\$0
	CM	O & M	CM-O									
BUSINESS PROCESS ENGINEERING ²				\$0	\$0	\$0	\$0	\$0	\$1,489	\$0	\$0	\$0
	CM	O & M	CM-O									
Subtotal FY 2001				\$0	\$0	\$0						
Subtotal FY 2002							\$0	\$0	\$3,927			
Subtotal FY 2003										\$0	\$0	\$0
² Congressional addition.												
Total CNRW				\$0	\$0	\$0	\$0	\$0	\$3,927	\$0	\$0	\$0

NSY Puget Sound												
WATERFRONT SUPPORT FACILITY				\$0	\$0	\$0	\$0	\$0	\$0	\$20,732	\$0	\$0
	CM	MILCON	CWA									
Subtotal FY 2001				\$0	\$0	\$0						
Subtotal FY 2002							\$0	\$0	\$0			
Subtotal FY 2003										\$20,732	\$0	\$0
Total NSY PUGET SOUND				\$0	\$0	\$0	\$0	\$0	\$0	\$20,732	\$0	\$0

Navy Total				\$0	\$0	\$0	\$0	\$0	\$3,927	\$20,732	\$0	\$0
-------------------	--	--	--	-----	-----	-----	-----	-----	---------	----------	-----	-----

WASHINGTON TOTAL				\$1,500	\$1,500	\$1,946	\$970	\$0	\$5,844	\$22,642	\$0	\$0
-------------------------	--	--	--	---------	---------	---------	-------	-----	---------	----------	-----	-----

GERMANY 	FY 2004 EQ Projects > \$ 1.5 Million		Projects	Request	Current Estimate	FY 2004 Request	
	FY 2004 EQ Project Dollars (\$000)		Army	0	\$0	\$0	\$0
			Navy	0	\$0	\$0	\$0
			Marine Corps	0	\$0	\$0	\$0
			Air Force	1	\$0	\$1,600	\$0
			DLA	0	\$0	\$0	\$0
		Total	1	\$0	\$1,600	\$0	

PROJECT TITLE				FY 2001			FY 2002			FY 2003		FY 2004 REQUEST
PILLAR	APPROP.	LEGAL REQ.	REQ.	ALLOCATED AS OF SEPT. 30, 2001	OBLIG.	REQ.	ALLOCATED AS OF SEPT. 30, 2002	OBLIG.	REQ.	CWE/ APPROP.		

Army

Smith Barracks												
CLEANUP/CLOSE SANITARY LANDFILL ¹				\$0	\$3,913	\$0	\$2,297	\$0	\$0	\$0	\$0	\$0
	CM	O & M	RCRAD									
Subtotal FY 2001				\$0	\$3,913	\$0						
Subtotal FY 2002							\$2,297	\$0	\$0			
Subtotal FY 2003									\$0	\$0	\$0	
¹ HQ USAEUR pursuing privatization of landfill; if privatization not successful, will request funding.												
Total SMITH BARRACKS				\$0	\$3,913	\$0	\$2,297	\$0	\$0	\$0	\$0	\$0

Army Total				\$0	\$3,913	\$0	\$2,297	\$0	\$0	\$0	\$0	\$0
-------------------	--	--	--	-----	---------	-----	---------	-----	-----	-----	-----	-----

PROJECT TITLE				FY 2001			FY 2002			FY 2003		FY 2004 REQUEST
	PILLAR	APPROP.	LEGAL REQ.	REQ.	ALLOCATED AS OF SEPT. 30, 2001	OBLIG.	REQ.	ALLOCATED AS OF SEPT. 30, 2002	OBLIG.	REQ.	CWE/ APPROP.	


Air Force

Ramstein AB												
CLEANUP IN SUPPORT OF RHEIN-MAIN CONSTRUCTION, NEW RAMP ²				\$0	\$0	\$0	\$3,000	\$0	\$0	\$0	\$0	\$0
	CM	O & M	CM-O									
Subtotal FY 2001				\$0	\$0	\$0						
Subtotal FY 2002							\$3,000	\$0	\$0			
Subtotal FY 2003										\$0	\$0	\$0
² Project cancelled. Requirement funded by host nation.												
Total RAMSTEIN AB				\$0	\$0	\$0	\$3,000	\$0	\$0	\$0	\$0	\$0

Spangdahlem AB												
RENOVATE CENTRAL HEAT PLANT ³				\$0	\$0	\$0	\$0	\$0	\$0	\$0	\$1,600	\$0
	EC	O & M	CAA									
Subtotal FY 2001				\$0	\$0	\$0						
Subtotal FY 2002							\$0	\$0	\$0			
Subtotal FY 2003										\$0	\$1,600	\$0
³ Project inadvertently left off of FY03 list in the FY01 report.												
Total SPANGDAHLEM AB				\$0	\$0	\$0	\$0	\$0	\$0	\$0	\$1,600	\$0

Air Force Total				\$0	\$0	\$0	\$3,000	\$0	\$0	\$0	\$1,600	\$0
------------------------	--	--	--	-----	-----	-----	---------	-----	-----	-----	---------	-----

GERMANY TOTAL				\$0	\$3,913	\$0	\$5,297	\$0	\$0	\$0	\$1,600	\$0
----------------------	--	--	--	-----	---------	-----	---------	-----	-----	-----	---------	-----

 GREENLAND	FY 2004 EQ Projects > \$ 1.5 Million			Projects	Request	Current Estimate	FY 2004 Request	
	FY 2004 EQ Project Dollars (\$000)			Army	0	\$0	\$0	\$0
				Navy	0	\$0	\$0	\$0
				Marine Corps	0	\$0	\$0	\$0
				Air Force	2	\$2,500	\$2,500	\$1,500
				DLA	0	\$0	\$0	\$0
			Total	2	\$2,500	\$2,500	\$1,500	


PROJECT TITLE				FY 2001			FY 2002			FY 2003		FY 2004 REQUEST
PILLAR	APPROP.	LEGAL REQ.	REQ.	ALLOCATED AS OF SEPT. 30, 2001	OBLIG.	REQ.	ALLOCATED AS OF SEPT. 30, 2002	OBLIG.	REQ.	CWE/ APPROP.		

Air Force

Thule AB												
UPGRADE WATER DISTRIBUTION, PHASE 4				\$0	\$0	\$0	\$0	\$0	\$0	\$0	\$0	\$1,500
	CM	O & M	SDWA									
UPGRADE WATER DISTRIBUTION, PHASE 2 ¹				\$0	\$0	\$0	\$1,500	\$1,700	\$0	\$0	\$0	\$0
	CM	O & M	SDWA									
UPGRADE WATER DISTRIBUTION, PHASE 3				\$0	\$0	\$0	\$0	\$0	\$0	\$2,500	\$2,500	\$0
	CM	O & M	SDWA									
Subtotal FY 2000				\$0	\$0	\$0						
Subtotal FY 2001							\$1,500	\$1,700	\$0			
Subtotal FY 2002										\$2,500	\$2,500	\$1,500
¹ Project not reported in FY 2000 Report because cost estimate was \$1,300K. FinPlan PB request was \$1,500K; exchange rate caused cost increase.												
Total THULE AB				\$0	\$0	\$0	\$1,500	\$1,700	\$0	\$2,500	\$2,500	\$1,500

Air Force Total	\$0	\$0	\$0	\$1,500	\$1,700	\$0	\$2,500	\$2,500	\$1,500
------------------------	-----	-----	-----	---------	---------	-----	---------	---------	---------

GREENLAND TOTAL	\$0	\$0	\$0	\$1,500	\$1,700	\$0	\$2,500	\$2,500	\$1,500
------------------------	-----	-----	-----	---------	---------	-----	---------	---------	---------

 ICELAND	FY 2004 EQ Projects > \$ 1.5 Million				Projects	Request	Current Estimate	FY 2004 Request	
	FY 2004 EQ Project Dollars (\$000)				Army	0	\$0	\$0	\$0
					Navy	0	\$0	\$0	\$0
					Marine Corps	0	\$0	\$0	\$0
					Air Force	0	\$0	\$0	\$0
					DLA	0	\$0	\$0	\$0
				Total	0	\$0	\$0	\$0	


PROJECT TITLE				FY 2001			FY 2002			FY 2003		FY 2004 REQUEST
PILLAR	APPROP.	LEGAL REQ.	REQ.	ALLOCATED AS OF SEPT. 30, 2001	OBLIG.	REQ.	ALLOCATED AS OF SEPT. 30, 2002	OBLIG.	REQ.	CWE/ APPROP.		

Navy

NAS Keflavik												
SOLID WASTE DISPOSAL CONNECTION CHARGE ¹				\$0	\$0	\$0	\$2,790	\$2,718	\$2,625	\$0	\$0	\$0
	EC	MILCON	OEBGD									
Subtotal FY 2001				\$0	\$0	\$0						
Subtotal FY 2002							\$2,790	\$2,718	\$2,625			
Subtotal FY 2003										\$0	\$0	\$0
¹ Awaiting approval.												
Total NAS KEFLAVIK				\$0	\$0	\$0	\$2,790	\$2,718	\$2,625	\$0	\$0	\$0

Navy Total	\$0	\$0	\$0	\$2,790	\$2,718	\$2,625	\$0	\$0	\$0
-------------------	-----	-----	-----	---------	---------	---------	-----	-----	-----

ICELAND TOTAL	\$0	\$0	\$0	\$2,790	\$2,718	\$2,625	\$0	\$0	\$0
----------------------	-----	-----	-----	---------	---------	---------	-----	-----	-----

	ITALY		FY 2004 EQ Projects > \$ 1.5 Million			Projects	Request	Current Estimate	FY 2004 Request
	FY 2004 EQ Project Dollars (\$000)			Army	1	\$0	\$500	\$500	
				Navy	0	\$0	\$0	\$0	
				Marine Corps	0	\$0	\$0	\$0	
				Air Force	0	\$0	\$0	\$0	
				DLA	0	\$0	\$0	\$0	
			Total	1	\$0	\$500	\$500		


PROJECT TITLE				FY 2001			FY 2002			FY 2003		FY 2004 REQUEST
PILLAR	APPROP.	LEGAL REQ.	REQ.	ALLOCATED AS OF SEPT. 30, 2001	OBLIG.	REQ.	ALLOCATED AS OF SEPT. 30, 2002	OBLIG.	REQ.	CWE/ APPROP.		

Army

Livorno Supply & Maintenance Area												
REMEDIATE OLD LANDFILL ¹				\$2,000	\$0	\$0	\$0	\$0	\$0	\$0	\$500	\$500
	CM	O & M	CEPA									
Subtotal FY 2001				\$2,000	\$0	\$0						
Subtotal FY 2002							\$0	\$0	\$0			
Subtotal FY 2003									\$0	\$500	\$500	
<i>¹ Project pushed back due to talks regarding privatization.</i>												
Total LIVORNO SUPPLY & MAINTENANCE AREA				\$2,000	\$0	\$0	\$0	\$0	\$0	\$0	\$500	\$500

Army Total	\$2,000	\$0	\$0	\$0	\$0	\$0	\$0	\$0	\$500	\$500
-------------------	---------	-----	-----	-----	-----	-----	-----	-----	-------	-------

ITALY TOTAL	\$2,000	\$0	\$0	\$0	\$0	\$0	\$0	\$0	\$500	\$500
--------------------	---------	-----	-----	-----	-----	-----	-----	-----	-------	-------

 JAPAN	FY 2004 EQ Projects > \$ 1.5 Million				Projects	Request	Current Estimate	FY 2004 Request	
	FY 2004 EQ Project Dollars (\$000)				Army	0	\$0	\$0	\$0
					Navy	0	\$0	\$0	\$0
					Marine Corps	0	\$0	\$0	\$0
					Air Force	1	\$0	\$1,500	\$0
					DLA	0	\$0	\$0	\$0
				Total	1	\$0	\$1,500	\$0	

PROJECT TITLE				FY 2001			FY 2002			FY 2003		FY 2004 REQUEST
PILLAR	APPROP.	LEGAL REQ.	REQ.	ALLOCATED AS OF SEPT. 30, 2001	OBLIG.	REQ.	ALLOCATED AS OF SEPT. 30, 2002	OBLIG.	REQ.	CWE/ APPROP.		

Air Force												
MISAWA AB												
REPAIR/UPGRADE USTS ¹				\$0	\$0	\$0	\$0	\$0	\$0	\$0	\$1,500	\$0
	P2	O & M	PP-O									
Subtotal FY 2001				\$0	\$0	\$0						
Subtotal FY 2002							\$0	\$0	\$0			
Subtotal FY 2003										\$0	\$1,500	\$0
¹ Inadvertantly left out of FY01 report.												
Total MISAWA AB				\$0	\$0	\$0	\$0	\$0	\$0	\$0	\$1,500	\$0


Yokota AB												
REMOVE UNDERGROUND STORAGE TANKS ²				\$0	\$0	\$0	\$0	\$2,596	\$2,596	\$0	\$0	\$0
	EC	O & M	CM-O									
Subtotal FY 2001				\$0	\$0	\$0						
Subtotal FY 2002							\$0	\$2,596	\$2,596			
Subtotal FY 2003										\$0	\$0	\$0
² Requirements were combined into a single project driving the total project cost over reportable threshold.												
Total YOKOTA AB				\$0	\$0	\$0	\$0	\$2,596	\$2,596	\$0	\$0	\$0

Air Force Total				\$0	\$0	\$0	\$0	\$2,596	\$2,596	\$0	\$1,500	\$0
------------------------	--	--	--	-----	-----	-----	-----	---------	---------	-----	---------	-----

PROJECT TITLE				FY 2001			FY 2002			FY 2003		FY 2004 REQUEST
	PILLAR	APPROP.	LEGAL REQ.	REQ.	ALLOCATED AS OF SEPT. 30, 2001	OBLIG.	REQ.	ALLOCATED AS OF SEPT. 30, 2002	OBLIG.	REQ.	CWE/ APPROP.	

DLA

Okinawa Military Community												
JOINT ENVIRONMENTAL MATERIAL MANAGEMENT SERVICE (JEMMS) ³				\$2,000	\$0	\$0	\$0	\$2,410	\$2,410	\$0	\$0	\$0
	P2	DWCF	RCRA									
Subtotal FY 2001				\$2,000	\$0	\$0						
Subtotal FY 2002							\$0	\$2,410	\$2,410			
Subtotal FY 2003										\$0	\$0	\$0
³ DLAs only involvement in funding was to provide seed money to get it started. Original contract terminated for convenience. Navy will manage JEMMS once business case analysis approved (expected March 2002).												
Total OKINAWA MILITARY COMMUNITY				\$2,000	\$0	\$0	\$0	\$2,410	\$2,410	\$0	\$0	\$0
DLA Total				\$2,000	\$0	\$0	\$0	\$2,410	\$2,410	\$0	\$0	\$0
JAPAN TOTAL				\$2,000	\$0	\$0	\$0	\$5,006	\$5,006	\$0	\$1,500	\$0

PUERTO RICO 	FY 2004 EQ Projects > \$ 1.5 Million				Projects	Request	Current Estimate	FY 2004 Request	
	FY 2004 EQ Project Dollars (\$000)				Army	0	\$0	\$0	\$0
					Navy	2	\$5,000	\$0	\$1,680
					Marine Corps	0	\$0	\$0	\$0
					Air Force	0	\$0	\$0	\$0
					DLA	0	\$0	\$0	\$0
				Total	2	\$5,000	\$0	\$1,680	

PROJECT TITLE				FY 2001			FY 2002			FY 2003		FY 2004 REQUEST
PILLAR	APPROP.	LEGAL REQ.	REQ.	ALLOCATED AS OF SEPT. 30, 2001	OBLIG.	REQ.	ALLOCATED AS OF SEPT. 30, 2002	OBLIG.	REQ.	CWE/ APPROP.		

Navy

NAVSTA RRDS												
DESIGN/CONSTRUCT DISINFECTANT BYPRODUCT				\$0	\$0	\$0	\$0	\$0	\$0	\$5,000	\$0	\$0
	EC	MILCON	SDWA									
CLOSURE OF OB/OD RANGE				\$0	\$0	\$0	\$0	\$0	\$0	\$0	\$0	\$1,680
	EC	O & M	RCRAC									
Subtotal FY 2001				\$0	\$0	\$0						
Subtotal FY 2002							\$0	\$0	\$0			
Subtotal FY 2003										\$5,000	\$0	\$1,680
Total NAVSTA RRDS				\$0	\$0	\$0	\$0	\$0	\$0	\$5,000	\$0	\$1,680

Navy Total	\$0	\$0	\$0	\$0	\$0	\$0	\$0	\$0	\$5,000	\$0	\$1,680
-------------------	-----	-----	-----	-----	-----	-----	-----	-----	---------	-----	---------

PUERTO RICO TOTAL	\$0	\$0	\$0	\$0	\$0	\$0	\$0	\$0	\$5,000	\$0	\$1,680
--------------------------	-----	-----	-----	-----	-----	-----	-----	-----	---------	-----	---------