



*River Corridor Closure Project*

# **Recovery Act Weekly Report**

For the week ending May 27, 2011

Contract DE-AC06-05RL14655

*Protecting the Columbia River*

## Overview

Background Summary of Projects that Washington Closure Hanford (WCH) will accomplish using ARRA funds.

### A. The Environmental Restoration Disposal Facility (ERDF)

ERDF is the hub of the WCH scope of work and supports a major portion of other Hanford contractor (OHC) waste disposal. Wastes collected from sites around the Hanford complex are brought to ERDF for treatment and disposal. WCH operates the ERDF and is currently using ARRA funds to upgrade and expand its capabilities to meet the needs of Hanford's accelerating mission.

### B. The 618-10 Burial Grounds

The trenches at 618-10 have long been regarded as some of Hanford's worst waste sites. Using ARRA funds, WCH will characterize the site. Intrusive and non-intrusive techniques will be used, and the subsequent analysis of data will enable the project to pursue remediation of the site safely and effectively.

### C. The 618-11 Burial Grounds

Along with 618-10, the 618-11 Burial Grounds are among the biggest challenges faced by WCH using ARRA funds. The 618-11 characterization work will require special care because of its proximity to the Energy Northwest Generating Facility, north of the 300 Area.

### D. Waste Site Remediation

WCH is employing ARRA funds to clean up many failed waste sites not originally part of its contract. Sites in the 100-F and IU 2&6 segments 1&2 are proposed for waste site remediation in the two year period starting in October 2009.

### E. Confirmatory Sampling of other new sites

WCH is proposing to complete the early sampling process of 67 potential waste sites using ARRA funds. Confirmatory sampling is performed for sites that require additional information for determining if the site requires remediation.

This weekly report will provide evidence of these activities as they occur in support of ARRA.

The following figure illustrates the overall scope of WCH's ARRA projects.

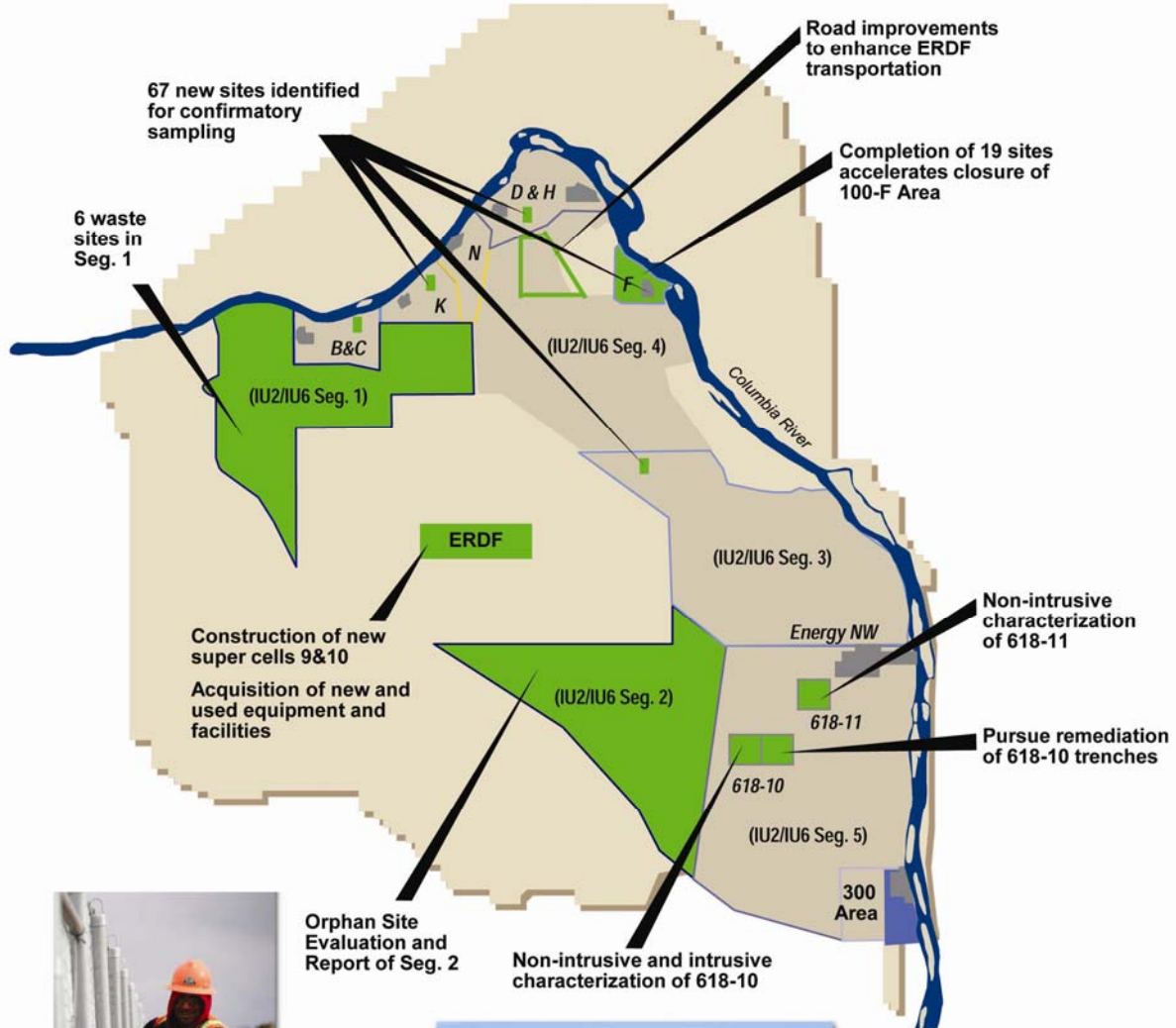


# Overview (Continued)

## The 2015 Vision Hanford Site Cleanup

### River Corridor Cleanup Completion

#### ARRA Scope



E1004062 01/25/11



# Safety

## Safety Accomplishments

As of April 17, 2011, WCH and its subcontractors worked 449,002 hours of ARRA scope with no safety incidents.

## Hazard Reductions

The River Corridor Closure Project's "Safety Awareness" focuses on safety topics that affect Hanford Site workers. Last week's topic was titled "Beware of Complacency in the Workplace."

People who are becoming very good at safety have a hazard show up at the workplace they hadn't seen before. That hazard is complacency.


As injury rates improve, employees and your leadership begin to feel "safe." Our focus on safety has improved people's performance. However, the reality is that the same potential for injury is still in your workplace; we still work around hazardous machines and conditions!

So what are the solutions?

First and foremost, we should always be committed to constant and never-ending improvement. A plant manager once told his employees that they just had their best safety year ever. They had cut their injuries in half going from 18 the previous year to only nine. He then pointed out that even though the company had its best year ever, if you were one of the nine people injured you may have had your worst year ever. He was committed to the vision of having zero injuries.

Remind everyone on your team that the only way you keep safe is to constantly get better. This is similar to the approach your companies take when it comes to product development or improvement. If you aren't getting better, your competition will pass you by. Just encourage your leadership to think about safety in the same way.

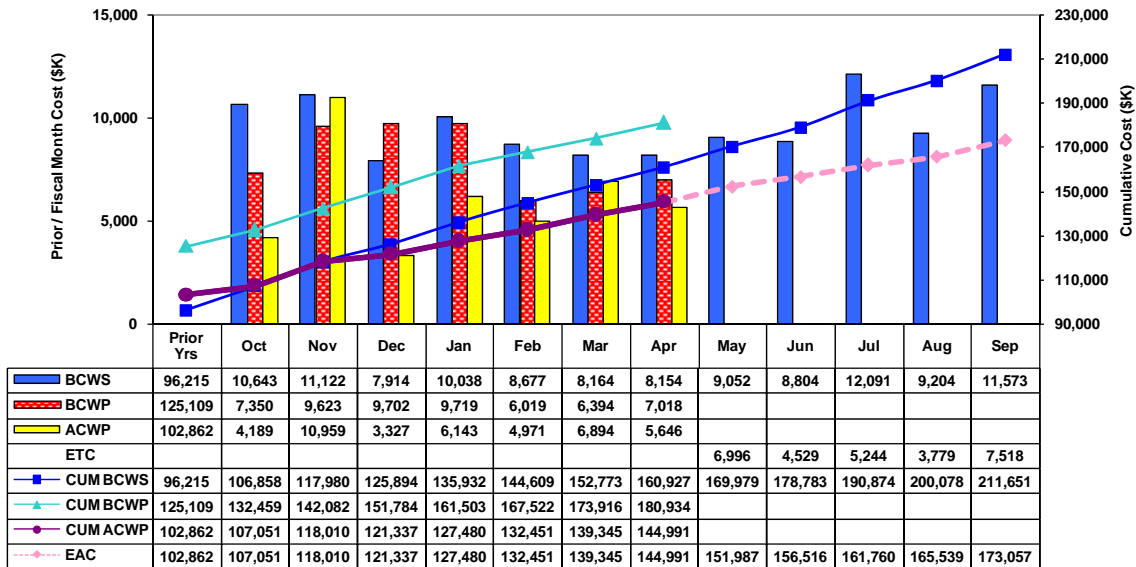
A second way to overcome complacency is to continue to reach out to anyone who hasn't caught your vision for safety yet. Never give up! Ask yourself what it would take to get through to them.



# Cost/Contract Status

Contract Mod #	Date	Scope	Obligated (\$M) (Inception to Date)	Not to Exceed (\$M) (Inception to Date)
099	4/9/09	ERDF Cell Expansion & Upgrades; 618-10 NIC	\$203.0	\$28.0
105	4/30/09	ERDF Cell Expansion & Upgrades; 618-10 NIC	\$203.0	\$44.5
126	7/23/09	H.37 Clause - Reporting Requirements	N/A	N/A
139	9/3/09	ERDF Cell Expansion & Upgrades; 618-10 NIC	\$253.6	\$44.5
142	9/30/09	ERDF Cell Expansion & Upgrades; 618-10 NIC; Phase 2 Scope	\$253.6	\$123.8
174	2/22/10	ERDF Cell Expansion & Upgrades; 618-10 NIC; Phase 2 Scope	\$248.2	\$123.8
182	3/25/10	ERDF Cell Expansion & Upgrades; 618-10 NIC; Phase 2 Scope	\$248.2	\$155.8
185	4/19/10	Phase 1 and Phase 2 Scope	\$248.2	\$178.0
192	4/27/10	Phase 1 and Phase 2 Scope	\$253.6	\$178.0
205	5/26/10	Reallocate Funds for Equipment and GPPs	\$253.6	\$178.0
210	6/23/10	Funding deobligation	\$229.3	\$178.0
217	8/4/10	Funding re-obligation	\$233.6	\$178.0
230	9/24/10	Phase 3 Definitization	\$233.6	\$178.0
241	11/22/10	Reallocate Funds for Equipment	\$233.6	\$178.0
242	12/1/10	Increase the Cost Authority on RL-0041.R2	\$233.6	\$196.6
247	12/16/10	Reallocate Funds for Capital Expenditures	\$233.6	\$196.6
253	1/18/11	Increase 41.R1 Cost Authority and reallocate funds for capital	\$233.6	\$214.4
266	2/17/11	Reallocate Funds for Capital Expenditures	\$233.6	\$214.4
281	4/5/11	Increase Cost Authority on RL-0041.R2	\$233.6	\$233.6
284	4/14/11	Reallocate Funds for Capital Expenditures	\$233.6	\$233.6
291	5/9/11	Authorization to charge ERDF operations to ARRA	\$233.6	\$233.6
298	5/20/11	Reallocate Funds for Capital Expenditures	\$233.6	\$233.6

RCC Project - ARRA  
Current Performance Measurement Baseline (PMB)  
Prior Years / FY11 Fiscal Month



ARRA Proposals 1, 2 and 3 Actuals (\$K)

Apportionment Number	Apportionment Title		April 2011	Inception To Date	Cost Authority
RL-0041.R1	ERDF Cell Expansion	PMB	3,680	101,385	156,847
RL-0041.R2	River Corridor Soil & Groundwater (618-10)	PMB	1,966	43,606	76,754
<b>Sub Total</b>		<b>PMB</b>	<b>5,646</b>	<b>144,991</b>	<b>233,601</b>
Fee			575	14,389	
<b>Total</b>			<b>6,221</b>	<b>159,380</b>	

\* PMB = Performance Measurement Baseline.



## ERDF

### Super Cells 9 and 10 Construction

WCH and subcontractors TradeWind Services and DelHur Industries completed construction of super cells 9 and 10 in February. Super cell 9 was placed into service in February, and super cell 10 was authorized for use in early May.

The addition of the super cells increased the Environmental Restoration Disposal Facility's (ERDF) capacity by 5.6 million tons for a total of 16.4 million tons. The expansion project, initially scheduled to be completed by September 30, 2011, was finished seven months ahead of schedule and nearly \$16.4 million under budget. The construction of super cell 10 included upgrades to the leachate transmission pipe and construction of two new leachate storage tanks.

The project team used lessons learned from previous cell construction to devise the design for the super cells. A super cell is equivalent to an existing pair of cells – 1,000 feet long, 500 feet wide and 70 feet deep – and is more cost-efficient because it simplifies the leachate collection system. The super cell design eliminated 12 inches of drainage gravel and requires fewer pumps, motors, crest pads, valves, and other pieces of equipment. The result was a cost reduction of \$1.5 million per super cell.



*Super cell expansion increased the capacity of the Environmental Restoration Disposal facility to 16.4 million tons of waste material. Construction was completed ahead of schedule, below budget, and with zero injuries. (Photo 1)*

## ERDF (Continued)



*The Waste Operations team continues to dispose Hanford Site railroad ties in the north end of super cell 9 at ERDF. The facility is expected to receive more than 58,000 ties. (Photo 2)*

## ERDF (Continued)



*Two new dump ramps (bottom right) have been constructed in super cell 9 at the Environmental Restoration Disposal Facility. (Photo 3)*

### **Facility and Equipment Upgrades**

Progress continued at ERDF's new maintenance facilities. Equipment and furniture is arriving for the container maintenance facility. Floor installation is under way in the operations center, and rough-in electrical and plumbing work continued in the equipment maintenance facility. At the transportation maintenance facility, drywall is being installed in the east addition.

The container maintenance facility will include a large container repair line, a maintenance shop, and a weld area. The equipment maintenance facility will include two service lines, an operational storage facility, a large concrete pad, and an exterior awning over a smaller concrete pad. The new operations center will help alleviate severe overcrowding of personnel and also accommodate new employees hired to handle the increasing waste volumes.

The expanded transportation maintenance facility will include two additional truck bays, a large concrete pad, an exterior awning that will cover two smaller concrete pads, and a conference room. The project began pouring the concrete footers on the east side of the building.



## ERDF (Continued)

WCH continued to install radio-frequency identification tags and began testing the readers for the new waste container tracking system at ERDF. The system will assist the Waste Operations team by providing the location of full and empty containers.

WCH began operational testing of ERDF's new batch plant. The batch plant will produce concrete used to mix with debris, ensuring no void space during disposal operations. It is expected to be placed into service next month.



*Washington Closure Hanford subcontractor TradeWind Services began operational testing of ERDF's new batch plant. The plant will be placed into service next month. (Photo 4)*

TradeWind continues work to upgrade the main gate intersection at ERDF. The reconfiguration of the main gate entrance will result in a much safer intersection while maintaining the increased volume of traffic. The work is scheduled to be completed in June.

WCH transitioned to its new septic system at ERDF. The new system will handle the additional demands of ERDF's new maintenance facilities, as well as its existing facilities. Later this month, the facility's original septic tank will be demolished. The new septic system was

## ERDF (Continued)

designed by Columbia Engineers and Constructors, a small business based in Richland, Washington.

WCH subcontractor TradeWind Services completed construction of the crest pad buildings for cells 1 and 2. The buildings provide protection for the existing leachate piping systems and electrical/instrumentation. They were designed by Vista Engineering, a local company.

### Upcoming Activities

- Continue construction of the container maintenance facility.
- Continue construction of the equipment maintenance facility/operations center.
- Continue construction of the transportation maintenance facility.
- Continue reconfiguration of main gate entrance.

### Video

[Click here to view video of construction work at ERDF.](#)



## 618-10 Burial Ground

### Trench Remediation Project

WCH continued trench excavation on the north and south sides of the 618-10 Burial Ground. The project team began encountering more drums on the west end of the north trench. As of May 25, a total of 23,400 bank cubic meters has been removed.

The project team also continued testing of the burial ground's water system and the setup of the second drum punch facility.



*Washington Closure Hanford continues trench excavation at the 618-10 Burial Ground. The project team has started to encounter drums. (Photo 5)*

The 618-10 Burial Ground operated from 1954 to 1963, receiving low- and high-activity radioactive waste from 300 Area laboratories and fuel development facilities. Low-activity wastes were primarily disposed in 12 trenches, while the moderate- and high-activity wastes were disposed in 94 vertical pipe units (VPUs). The VPUs were constructed by welding five bottomless drums together and buried vertically about 10 feet apart.

In September 2010, WCH completed intrusive characterization field operations at the burial ground. Test pits were dug through a subset of disposal trenches, unearthing a limited number of drums to verify the condition and types of wastes that were disposed.



## 618-10 Burial Ground (Continued)

Several drums containing radioactive waste, a shipping cask, and miscellaneous waste were discovered during the intrusive trench characterization activities. The drums contained depleted uranium and uranium oxide. In addition, “concreted” 55-gallon drums also were discovered. Based on the records research and the finds during intrusive characterization, the number of drums the burial ground may contain is estimated to be between 2,000 and 6,000 (most likely closer to 2,000). That includes an estimated 800 concreted drums that were used to dispose of highly radioactive waste nested inside a pipe surrounded by concrete. The pipe contains the waste and the concrete provides radiation shielding for its contents. Workers also found a cask with unknown contents, bollards, bottles, metal pieces, and other miscellaneous debris.

Nonintrusive characterization field activities were completed in May 2010. The scope of activities carried out as part of nonintrusive characterization included geophysical delineation, in situ characterization using a multi-detector probe, and soil sampling from below a selection of 10 VPUs. During in situ characterization, measurements were collected for 100 cone penetrometers in the trench area and 375 cone penetrometers in the VPU area.

### Upcoming Activities

- Continue excavation of waste trenches.
- Complete set up of second drum punch facility.



## 618-11 Burial Ground

Nonintrusive characterization continues at the 618-11 Burial Ground. WCH subcontractor North Wind Inc. is performing radiological characterization of the vertical pipe units (VPUs). To date, North Wind has characterized 19 of the burial ground's 50 VPUs.

The 618-11 Burial Ground, which operated from March 1962 to December 1967, contains three slope-sided trenches, five large caissons, and 50 VPUs. The burial ground received low- to high-activity waste from 300 Area laboratories and fuel development facilities.

During the characterization process, the project team inserts a gamma-logging probe into the cone penetrometers to identify the location of radioactive materials within the VPUs. Earlier this month, North Wind installed two cone penetrometers (narrow steel tubes) about 6 to 8 inches from the exterior of each VPU and to an approximate depth of 6 feet below the VPU.



## 618-11 Burial Ground (Continued)



*An employee with Washington Closure Hanford subcontractor North Wind Inc. lowers a multi-detector probe into a cone penetrometer to characterize a vertical pipe unit at the 618-11 Burial Ground. (Photo 6)*

## 618-11 Burial Ground (Continued)



*North Wind employees retrieve a multi-detector probe from a cone penetrometer of a vertical pipe unit during noninvasive characterization at the 618-11 Burial Ground. (Photo 7)*

## 618-11 Burial Ground (Continued)



*A North Wind employee takes readings during nonintrusive characterization of the vertical pipe units at the 618-11 Burial Ground. (Photo 8)*

Prior to cone penetrometer installation, the project team conducted geophysical delineation to help locate each of the burial ground's VPUs and caissons. The delineation was determined using reconnaissance-level magnetic field survey, detailed-level magnetic and time-domain electromagnetic induction (TDEMI) survey, and ground-penetrating radar (GPR) survey.

The VPUs typically were constructed by welding five 55-gallon bottomless drums end to end. The caissons were constructed of corrugated metal pipe (8-foot diameter, 10-foot long). The top of the caisson was 15 feet below grade and connected to the surface by an offset pipe (3-foot diameter) with a dome-type cap. The trenches are 900 feet long by 500 feet wide and 25 feet deep.

Low- to moderate-activity waste typically was disposed in the trenches, and moderate- to high-activity waste was disposed in the VPUs and caissons. Some high-activity waste was placed inside concreted-sealed drums and disposed in the trenches.



## 618-11 Burial Ground (Continued)

The purpose of nonintrusive characterization is to characterize the burial ground's contents without opening or exposing them to workers or the surface environment. The data collected will be used to help plan remediation strategies.

### Upcoming Activities

- Continue VPU radiological characterization activities.



## 100-F Area

WCH and subcontractor Ojeda Business Ventures continued with the remediation of 19 waste sites at 100-F Area. The project team completed demolition and loadout of the concrete slab and 2 feet of underlying soil at 100-F-57. The site consists of stained concrete and soil containing hexavalent chromium. It is now demolishing and loading out the deeper portion on the west side of the site.

Late last week, the project team backfilled 100-F-45 on an interim basis to protect the site from spring runoff from the Columbia River. Prior to backfilling the site, sample collection was completed, laboratory analysis was performed, and the results were shared with the U.S. Environmental Protection Agency.



Washington Closure Hanford subcontractor Ojeda Business Ventures backfills site 100-F-45 to protect it from the Columbia River. (Photo 9)

The following sites have had the soil excavated and loaded out:

- 100-F-26:4 (process sewer pipeline section)
- 100-F-44:8 (fuel oil pipelines)

## 100-F Area (Continued)

- 100-F-44:9 (process sewer pipeline)
- 100-F-45 (river bank pipeline)
- 100-F-47 (electrical substation foundation)
- 100-F-48 (coal-pit debris)
- 100-F-49 (maintenance garage lube pit foundation)
- 100-F-51 (fish laboratory footprint, pipelines)
- 100-F-55 (contaminated ash layer)
- 100-F-58 (asbestos-containing surface debris)
- 100-F-8 (drains)
- 100-F-62 (animal farm septic lines)
- 100-F-63 (animal farm radioactive effluent lines).

F Reactor operated from 1945 to 1965 as one of Hanford's nine surplus plutonium production reactors for the nation's nuclear weapons program. The reactor was cocooned in 2003. During reactor construction and operations, waste was disposed in unlined pits and trenches throughout the site.

The 100-F Area also was the home of the experimental animal farm (EAF), which from 1945 to 1976 operated adjacent to the reactor site. The EAF used animals for studying the potential effects of ionizing radiation exposure to humans in the occupational setting. Reactor and EAF sites in the 100-F Area contributed to the discharge of contaminated cooling water, other liquids, and solid wastes.

WCH completed cleanup of 53 waste sites at F Area in 2008, loading out more than 408,000 tons of waste. However, during the course of cleanup, 19 additional waste sites were discovered.

### Upcoming Activities

- Continue excavation of western portion of 100-F-57 to 15 feet.



## IU 2 & 6 Segment 1

WCH completed revegetation of the five IU 2&6 waste sites on November 30, 2010. Segment 1 encompasses about 28 square miles of the northwestern portion of the Hanford Site, away from the nine surplus plutonium production reactor areas. The waste sites were unique because they were primarily used for housing and support areas.

The remediation sites were:


- 600-341 (four areas that contained dry cell battery remnants and/or battery debris)
- 600-343 (residual ash from burned material and dumped asphalt in excavation trench)
- 600-344 (stained area)
- 600-345 (stained area with oil filters)
- 600-346 (four small fly-ash dump areas with metal debris).

Earlier this year a global positioning environmental radiological survey indicated that an additional site, 600-342, did not require additional remediation.



## Confirmatory Sampling

WCH completed sampling of ARRA confirmatory sites. Sampling was performed at 41 sites in accordance with the regulator approved work instructions that were completed earlier this year. Based on the sampling results, documentation is being prepared to recommend whether the sites require remediation. This documentation is then submitted to the DOE and the regulatory agencies for review and approval. The recommendations have been approved for more than 75% of the sites; the remaining documents are in the review and approval process.



## General

### Media, Visits, Press Releases

- Six DOE public tours of the Hanford Site.

### Contracting Actions

There were no significant contracting actions this week.

