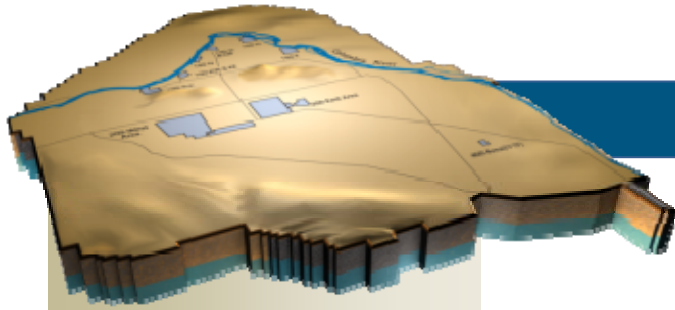


# ARRA Weekly Report



**Week Ending March 12, 2010**

March 16, 2010  
Contract DE-AC06-08RL14788  
Modification M047  
CHPRC1003-01

# Contents

OVERVIEW.....	3
ACCOMPLISHMENTS.....	4
RL-0011 Nuclear Materials Stabilization & Disposition.....	4
RL-0011.R1: Plutonium Finishing Plant D&D.....	4
RL-0013 Solid Waste Stabilization & Disposition.....	10
RL-0013C:R1.1: MLLW Treatment.....	10
RL-0013C:R1.2: TRU Waste.....	11
RL-0030 Soil & Groundwater Remediation, Groundwater/Vadose Zone.....	14
RL-0030.R1: Central Plateau Soil & Groundwater.....	14
RL-0040 Nuclear Facility D&D – Remainder of Hanford.....	17
RL-0040.R1.1: U Plant/Other D&D.....	18
RL-0040.R1.2: Outer Zone D&D/Waste Sites.....	19
RL-0041 Nuclear Facility D&D – River Corridor Closure Project.....	20
RL-0041.R1.1: 100K Area Remediation.....	20
UPCOMING EVENTS.....	24
RL-0011 Nuclear Materials Stabilization & Disposition.....	25
RL-0011.R1: Plutonium Finishing Plant D&D.....	25
RL-0013 Solid Waste Stabilization & Disposition.....	25
RL-0013C:R1.1: MLLW Treatment.....	25
RL-0013C:R1.2: TRU Waste.....	25
RL-0030 Soil & Groundwater Remediation, Groundwater/Vadose Zone.....	26
RL-0030.R1: Central Plateau Soil & Groundwater.....	26
RL-0040 Nuclear Facility D&D – Remainder of Hanford.....	26
RL-0040.R1.1: U Plant/Other D&D.....	26
RL-0040.R1.2: Outer Zone D&D/Waste Sites.....	26
RL-0041 Nuclear Facility D&D – River Corridor Closure Project.....	26
RL-0041.R1.1: 100K Area Remediation.....	26

## OVERVIEW

CH2M HILL Plateau Remediation Company (CHPRC) is using funds from the American Recovery and Reinvestment Act (Recovery Act) to accelerate cleanup and demolition efforts across the Central Plateau and along the river corridor to help pursue the U.S. Department of Energy (DOE) 2015 vision and shrink the Hanford Site cleanup footprint.

### RL-0011 Nuclear Materials Stabilization & Disposition

CHPRC is accelerating critical decontamination and decommissioning (D&D) work to prepare the Plutonium Finishing Plant (PFP) for demolition three years ahead of the Tri-Party Agreement milestone of September 2016. The work scope includes removing over 170 glove boxes/laboratory hoods and other highly contaminated equipment from the 234-5Z, 242-Z, and 2736-ZB buildings as well as preparing the former nuclear material storage structures and other ancillary buildings for demolition.

### RL-0013 Solid Waste Stabilization & Disposition

Recovery Act funds are allowing CHPRC to accelerate retrieval of 2,500 m<sup>3</sup> of suspect transuranic (TRU) waste, eliminate 1,800 m<sup>3</sup> of mixed low-level and low-level waste (MLLW and LLW), and accelerate the overall cleanup of legacy waste and fuels on the Hanford Site.

### RL-0030 Soil & Groundwater Remediation, Groundwater/Vadose Zone

In the ongoing effort to protect the Columbia River, CHPRC is using Recovery Act funding to construct two groundwater treatment facilities, install over 300 wells that will be used for monitoring, extracting, and remediating groundwater, and decommission 350 wells that are no longer of service.

### RL-0040 Nuclear Facility D&D – Remainder of Hanford

Across the Central Plateau and along the outer zone of the Hanford Site, CHPRC is accelerating the demolition of facilities to reduce mortgage costs on buildings that are no longer of service and provide access to waste sites located underneath.

### RL-0041 Nuclear Facility D&D – River Corridor Closure Project

In the 100K Area along the Columbia River, CHPRC is demolishing 12 buildings and remediating 49 wastes sites to clear the area and prepare for the disposition of two reactors, K East and K West.

## ACCOMPLISHMENTS

### RL-0011 Nuclear Materials Stabilization & Disposition

RL-0011.R1: Plutonium Finishing Plant D&D

#### *Worker Profile*

After 20 years in heavy industrial management, Joe Gill found himself out of a job when the Alcoa plant he managed shut down in 2009.

“When you’re part of a multi-billion dollar business with so many facets of operation, it’s a shock when that notice comes out, and I know we weren’t the first or the last group to go through it,” Gill said. At the time, Gill had just recruited workers who had come from other lay-offs. “My first concern was with my team, finding my folks work when jobs were hard to find. The economy put highly skilled people out of work and it’s hard when so much of the population is unemployed and good people with good skills start losing jobs,” he said.

As for his own future, Gill hit the job market, ready to make an impression. “I thought ‘I need to get in front of somebody.’ There were a lot of good people going out for a lot of good jobs. I couldn’t wait for it to come to me,” he said.

Gill attended the CHPRC job fair in April 2009, where he waited in line seven hours before meeting with representatives and scheduling an interview. He joined the company as a first line supervisor leading a decommissioning and demolition crew at PFP. His new team includes several Recovery Act new hires whose skills and experience Gill noted as the one upside to the current job market. “You usually don’t find this quality of people available for hire so quickly. The stimulus money allowed Hanford to offer good jobs in bad times and build a quality workforce,” Gill said.

Gill is thankful for the difference the stimulus money has made to the economy and he looks forward to the difference it will make to the Hanford Site. “People are getting jobs and using their money to build the economy. The money is also helping us be responsible for cleaning up this site and I look forward to watching the last brick come off these buildings.”



Photo 1

*Joe Gill, a first line supervisor at the Plutonium Finishing Plant, previously managed an Alcoa Plant in Auburn, Wash., until the plant was closed in 2009. Thanks to Recovery Act funding, Gill found a job with CHPRC after attending a job fair in April 2009.*

#### *Laboratory areas*

Chemical decontamination is complete on six glove boxes in rooms 136 and 149 of the Analytical Laboratory. Four of the boxes can be disposed of as LLW at the Environmental Restoration Disposal Facility (ERDF). Despite three rounds of decontamination, two boxes from room 149 will need to be size reduced and packaged for shipment to the Central Waste Complex (CWC) for subsequent disposal as transuranic waste at DOE's Waste Isolation Pilot Plant (WIPP). A decision was also made to size reduce three hoods from room 137 that were decontaminated in 2006 but continue to exhibit dose rates exceeding the Surface Contaminated Object (SCO) survey threshold. In the Standards Laboratory, electrical components and air sampling lines were removed from four hoods in Room 221D, and fixative was applied to the interior of the hoods to prepare them for removal.

#### *Plutonium processing areas*

In the Remote Mechanical C production line, a review of the SCO survey results from glove box HC-60 indicated that the glove box can be disposed of as LLW although the elevated background radiation level in room 230C requires the box to be non-destructively assayed once it is removed and relocated to a lower background area. Cleanout and decontamination preparations continued on four glove boxes in the former production areas.

### *2736-Z/ZB Vault Complex*

A large glove box and two attached hoods in room 636 of the 2736-ZB Vault Support Facility have been mechanically and electrically isolated from external sources. The east hood was separated from building ventilation, removed, and transferred to waste operations. Preparations were completed to begin chemical decontamination of the glove box and remaining hood. This brings the number of glove boxes and hoods removed from PFP with Recovery Act funds to 40.



Photo 2

*A radiological control technician surveys a load-in hood from glove box 636, which was removed from the 2736-ZB Vault Support Facility and transferred to waste operations for disposal. This brings the total number of glove boxes and hoods removed from the Plutonium Finishing Plant with Recovery Act funding to 40.*

### *242-Z Americium Recovery Facility*

The 242-Z Americium Recovery Facility D&D team successfully completed three entries into this highly contaminated facility, while one entry was terminated early due to equipment issues. More than 80 percent of the accumulated combustibles and waste have now been removed from the entry air lock and control room. Planning was completed to repair roof leaks that recently resulted in an accumulation of a few inches of water in this same area.





Photo 3



Photo 4

The control room corridor of the 242-Z Americium Recovery Facility before (photo 3) and after (photo 4) removal of combustibles and other waste. The waste was left behind years ago when the facilities were taken out of operation and now it must be removed to provide a safe work environment for CHPRC crews to prepare the building for demolition.

### *Infrastructure systems and equipment removal*

Work continued on deactivation and removal of excess security equipment and structures from throughout PFP. Removal of ecology blocks and jersey barriers from the vehicle barrier surrounding the plant continued, and all security and communications equipment to be reused elsewhere has now been removed from Hanford Patrol's former Central Alarm Station.

Training and cold area mock-ups continued in preparation for removing 5,000 feet of heavily contaminated process vacuum system piping running throughout the 234-5Z and 291-Z facilities. Approximately 170 feet of asbestos insulation was removed from piping in the 234-5Z building last week, bringing the total removed with Recovery Act funds to nearly 8,000 feet, more than 1.5 miles.

Installation of a large, electrically operated door and cargo seal was completed to streamline the receiving of materials and shipment of waste through exterior Door 135A of the 234-5Z building. Field construction forces also began mobilizing for the installation of three new 300-ton chillers and associated electrical supplies to improve safety and working conditions in radiological areas during the upcoming summer months.




Photo 5

*A worker directs a forklift as it lifts a jersey barrier at the Plutonium Finishing Plant. Following the monumental downgrade in security at the facility, hundreds of jersey barriers and ecology blocks that once provided security support to the plant are now being moved for use on other projects.*





Photo 6

*Construction of Door 135A for the 234-5Z Building at the Plutonium Finishing Plant is complete. The door will streamline receipt and loading of waste containers by providing a sealed cargo entrance to the facility.*

## RL-0013 Solid Waste Stabilization & Disposition

### RL-0013C:R1.1: MLLW Treatment

Of the 1,800 m<sup>3</sup> of MLLW and LLW planned for treatment and disposal under the Recovery Act:

- 900 m<sup>3</sup> of MLLW and LLW have been shipped to date including:
  - 429 m<sup>3</sup> that have been treated and disposed.
  - 471 m<sup>3</sup> at off-site treatment facilities awaiting processing. Treatment is scheduled for FY10.

Four shipments of waste were sent out for treatment last week. Four drums (1.3 m<sup>3</sup>) of MLLW and Toxic Substances Control Act (TSCA) MLLW solids were sent out from the Waste Receiving and Processing Facility. Another shipment from the CWC contained 14 drums (3.1 m<sup>3</sup>) total, 11 of which contained MLLW and TSCA MLLW while the remaining three drums contained TSCA LLW debris solids. The waste from both of these shipments, sent to Perma-Fix East (PFE) on March 11, will be treated through the vacuum thermal desorption (VTD) process. The resulting condensate will be shipped to a hazardous waste facility and incinerated to thermally destroy the polychlorinated biphenyls (PCBs) and Resource Conservation and Recovery Act (RCRA) organics. A shipment containing 30 drums (6.1 m<sup>3</sup>) of MLLW liquid lab-packs was sent to undergo VTD treatment with the resulting condensate being shipped to a hazardous waste facility for incineration to thermally destroy the RCRA organics. The final shipment containing one drum (0.2 m<sup>3</sup>) of TSCA LLW solids will be put through the same process to destroy PCBs. Both shipments were sent on March 11 from the CWC to PFE.

#### *Environmental Restoration Disposal Facility "Self Perform" Project*

The Container Maintenance Facility compressor and compressor enclosure were completed and the essential drawings were updated and released. The construction subcontractor demobilized, removing all their heavy equipment and temporary trailer from the facility site. The facility occupancy permits were issued allowing the Operations organization to take custody of the Container Maintenance Facility. The site was officially turned over to Operations and they are beginning to move in their tools and equipment. The two trucks that arrived last week were placed into service while another truck is in the shop undergoing a Department of Transportation inspection. To date, six of 14 recently procured trucks are onsite with more expected to arrive next week. The trucks will be used to transport waste containers. The trucks and containers were procured with Recovery Act funding to help transport the increasing waste resulting from stimulus-funded cleanup and demolition.



Photo 7

*The current truck fleet at the Container Maintenance Facility consists of both new and leased trucks. A total of 14 trucks were recently procured and six have arrived on site. The trucks will be used to transport waste containers to the Environmental Restoration Disposal Facility for disposal.*

#### RL-0013C:R1.2: TRU Waste

The Hazard Review Board meeting was held on March 8 and the first of several procedures and revisions were approved, allowing shipment of a secondary waste drum on a 90-day regulatory clock on March 11. The occupancy inspection was completed for the 4C restroom facility and it was placed into service. Set-up/start-up preparations for the new Mobile Radioactive Decontamination Unit (MDU) continued. Nuclear chemical operator training and certifications continued.





Photo 8

*Set-up/start-up preparations are in progress for the Mobile Decontamination Unit (MDU). The MDU is a trailer located near the 3A and 4B Burial Grounds that will provide workers on-site decontamination capabilities without having to be transported to T-Plant or the Waste Receiving and Processing Facility.*





Photo 9

The 4C restroom facility was recently installed to replace a smaller temporary facility that was not operating properly.

#### *Alpha Caisson Retrieval Project*

The Project Management Group reviewed the Statement of Work on the Remote Retrieval System and comments were provided to the ARES Corporation for incorporation. ARES continued developing the final design for the ventilation, shielded transfer containers, and accessories. AREVA continued mobilizing the design team and a kick-off meeting was held on March 11 for the preliminary design. The initial focus of the design efforts will be on the transfer module, processing cell, and maintenance modules.

#### *TRU Project Drum Repackaging*

Of the 850 m<sup>3</sup> planned to be characterized and repackaged under the Recovery Act:

- 915 drums (190.4 m<sup>3</sup>) were repackaged.
- Four TRUPACT-II shipments (34.9 m<sup>3</sup>) have been shipped.

## RL-0030 Soil & Groundwater Remediation, Groundwater/Vadose Zone

RL-0030.R1: Central Plateau Soil & Groundwater

### *200 West Groundwater Treatment Facility*

Construction of the 200 West Groundwater Treatment Facility continued with the installation of protective pipe sleeves, road crossings, and high density polyethylene piping. The Design Engineering team also commenced a final review of civil/structural drawings for construction of the transfer buildings. The 200 West Groundwater Treatment Facility is being design to be the largest pump-and-treat facility on the Hanford Site and will remove several chemical and radioactive contaminants from the groundwater, including carbon tetrachloride, the primary contaminant of concern.



Photo 10

Workers install 14-inch-diameter steel pipe sleeves that will protect transfer piping as it passes under a road crossing en route to the 200 West Groundwater Treatment Facility. The sleeves will be buried with gravel and covered with two feet of structural fill. The piping in the background is 10-inch-diameter piping that will run through the sleeves. This particular stretch of piping will supply water to the injection transfer building from the process building.

### *DX Groundwater Treatment Facility*

In the 100-HR-3 D Area, construction of the buildings for the DX Groundwater Treatment Facility is in progress. Electrical, mechanical, and process equipment is being mobilized to the process and transfer buildings. The progress of equipment installations is listed in the table below.



Equipment installation status for the DX Groundwater Treatment buildings

Building	Electrical Equipment (% complete)	Mechanical Equipment (% complete)
<b>Process</b>	25%	25%
<b>Transfer (M1)</b>	30%	35%
<b>Transfer (M2)</b>	20%	25%



Photo 11

Workers lay pipe leading into the DX Groundwater Treatment Facility in the 100-HR-3 D Area. Several thousand feet of piping will connect wells to the process and transfer buildings where groundwater will be treated for hexavalent chromium contamination.



*The interior of one of the DX transfer buildings, where equipment was recently installed to connect with piping that will carry water to and from the facility (see Photo 10).*

Photo 12

#### *Well Drilling & Decommissioning*

With Recovery Act funding, CHPRC is installing wells to monitor, extract, and remediate contaminated groundwater while also decommissioning or closing wells that are no longer of service to support reduction of the Hanford Site cleanup footprint. The following table showcases recent progress listed by operable unit and the number of wells that have been decommissioned to date.



Operable Unit	Scope (Wells to be drilled with Recovery Act funding)	In progress	Drilled to Total Depth <sup>1</sup>	Developed <sup>2</sup>
<b>100-NR-2</b>	Expand the apatite barrier to better contain a strontium-90 plume along the Columbia River (171 wells)	108	108	64
<b>100-BC-5</b>	Support characterization of the aquifer (4 wells)	4	4	4
<b>200-BP-5</b>	Support characterization of the aquifer (3 wells)	3	3	1
<b>200-ZP-1</b>	Support the 200 West Groundwater Treatment Facility that will primarily treat carbon tetrachloride contamination in the groundwater (17 wells)	9	6	6
<b>Site-wide</b>	Decommission wells that are no longer of service <sup>3</sup> (350 wells)	23		

<sup>1</sup> Wells are drilled to varying depths to address contaminants at different depths in the soil.

<sup>2</sup> When a well is developed, the well screen and riser pipe are placed in the hole, filter pack material is placed around the screen, and the well has been surged and pumped to establish good communication between the well and the surrounding soil.

<sup>3</sup> Wells that are inactive or no longer of service are filled with grout (or other materials such as sand or clay), the casing is removed, and a cap or marker is installed to indicate where the well was previously located.



Photo 13

*A worker conducts inventory of well casings at the 200-ZP-1 work site. To date, Recovery Act funds have been used to drill six of 17 planned wells that will support the 200 West Groundwater Treatment Facility, which is also being constructed with Recovery Act funding and will treat contaminated groundwater in the 200-ZP-1 and 200-UP-1 groundwater operable units.*

## RL-0040 Nuclear Facility D&D – Remainder of Hanford

### RL-0040.R1.1: U Plant/Other D&D

#### *U Canyon*

Equipment placement resumed in the canyon following completion of repair work and preventive maintenance on the canyon crane. Loading of Cell 2 is complete and the cell has been closed. Work is currently in progress in cells 25 and 26. Approximately 76 percent of the large mapped items have been placed and size reduction activities continue in parallel. A rail tunnel entry was completed to position more equipment on the deck and allow work on more cells to continue in parallel. Efficiencies in equipment placement have resulted in fewer cells needing to be opened, which reduces worker hazards. Evaluations of grout conveyance bids and plans for disposition of the D-10 tank in Cell 30 continued.




Photo 14

*A large off-gas heater is placed into a cell in U Canyon. To date, approximately 76 percent of the large mapped items have been placed into the canyon's process cells, where they will be grouted in place and left for long-term disposal as the upper portion of the canyon is demolished and covered with an engineered barrier.*

#### *U Plant Ancillary Facilities*

Asbestos abatement continued in the 224-U and 224-UA buildings. Final cleanup continued in the calciner area of the 224-UA building. Asbestos abatement and demolition preparations will continue next week in both facilities.



### *200 East Core Industrial Area*

Asbestos abatement continued in the 272-E building. Entries into the 284-E building to support preparation of the Waste Identification Form and cold and dark activities continued. Biological hazards cleanup continued.



Photo 15

Workers prepare the 272-E Building for asbestos abatement. The 272-E building is an approximately 20,700-square-foot fabrication and mock-up shop in the 200 East Area. The building is one of nine industrial facilities that CHPRC is preparing for demolition later this year.

### *209-E Criticality Mass Laboratory*

A plan and schedule for the electrical and mechanical isolation of the facility is being developed. Isolation activities are expected to begin in early April. Documents to support demolition of the facility are being prepared. General procurement of required items continued and documentation is being prepared for removal of miscellaneous items and general housekeeping. Work documents are also complete for radiological survey of piping and other miscellaneous equipment to identify items that can be disposed of as LLW.

RL-0040.R1.2: Outer Zone D&D/Waste Sites

### *Facility D&D*

Debris from the recently demolished facilities on the lower Arid Lands Ecology Reserve (ALE) is being

loaded into roll-on/roll-off containers for disposal at ERDF. Cold and dark isolation activities of structures on upper ALE and cleanup of debris sites throughout the reserve are ongoing. Ninety-seven debris sites have been removed.

#### *Waste Sites*

- *200-MG-1:*
  - Sampling of waste sites 600-38 and 600-40 was completed and currently awaiting results from the laboratory.
  - Sampling instructions are being prepared for waste sites 600-275, 200-W-33, and 200-37.
  - Sampling was completed for waste site 600-218 and UPR-600-12 and preliminary results indicate that the retrieve, treat, and dispose cleanup method may be required.
  - Development and processing continued for the Response Action Completion Reports (RACR) for closing waste sites 200-E-101 and 600-51. The RACR for waste sites 200-E-110 and 600-21 was completed and forwarded to the DOE.
  - In addition to the RACR documents, cultural reports for waste sites 600-220, 600-222, 600-226, 600-228, and 600-281 were submitted to the DOE.
- *200-CW-3:*
  - 216-N-4 – Remediation continued with three super-dump trucks having delivered approximately 11,700 tons of contaminated soil to ERDF.
  - 2607-N/P/R – Closure documentation is being developed and reviewed.
- *BC Control Area:*
  - Remediation continued with six super dump trucks having delivered approximately 61,000 tons of contaminated soil to ERDF. For Zone A and Zone B, approximately 17 and 570 acres have been remediated, respectively.

## **RL-0041 Nuclear Facility D&D – River Corridor Closure Project**

### **RL-0041.R1.1: 100K Area Remediation**

#### *Facility D&D*

Demolition of the 183.1KW Headhouse is continuing. Debris is being size-reduced and loaded into roll-on/roll-off containers for disposal at ERDF. Demolition also continued on the north end of the west basin floor of the 183.2KW Sedimentation Basin. Demolition of the floor will facilitate demolition of the 183.3KW Sand Filter Facility.

Debris removal in the 105KW Fuel Storage Basin continued. A total of 326 debris units have been removed to date. The amount of debris that will ultimately be removed is under review and will be determined based on end-point criteria and As Low As Reasonably Achievable considerations.

Asbestos abatement continued in the 115KE Gas Recirculation Building. Glycol used for the heating and cooling system is being removed. A heat exchanger was also removed. Asbestos abatement continued in the 1706KE and 1706KER substructures in preparation for demolition.

Preparations for demolition of the 116KE Reactor Exhaust Stack are continuing, including meetings with explosive demolition experts to further plan the demolition.

Preparations for upgrading the 105KW heating, ventilation, and cooling (HVAC) system unit continued. Work documents are being prepared and materials procured. Scaffolding has been erected to support construction activities.



Preliminary design activities and document preparation for disposition of the 105KE Reactor continued. Preparations for obtaining characterization samples are ongoing. The first dry run of characterization sampling in full personal protective equipment was conducted.



Photo 16

*Workers use mock-up equipment to practice removing a core sample from the 105KE Reactor. The actual core sampling, planned for later this year, will help CHPRC characterize and plan for the disposition of the K East Reactor, one of two plutonium production reactors in the 100K Area.*



*The 116KE Reactor Exhaust Stack as it exists today. Planning is under way for demolishing the 175-foot-tall stack later this fiscal year.*

Photo 17

### *Infrastructure Utilities Upgrade Project*

Isolation of the 100K Area utilities continued in support of cold and dark conditions for buildings, structures, and waste sites planned for D&D and remediation. Ground-penetrating radar scanning of planned construction sites and delivery of construction materials continued. The cultural and ecological reviews of locations for the water line and treatment plant have been completed and the results are being reviewed internally by the Pacific Northwest National Laboratory. The fire water and potable water supply Statement of Work was revised to support future procurement activities. Design drawings for the fire water supply and potable water supply are being reviewed internally. Staff continue to be added to support construction activities. Final engineering design and specifications for re-routing the 13.8KV

electrical lines were completed and transmitted to the CHPRC procurement organization for preparation of a request for bid. The Infrastructure Utilities Upgrade Project activities are being closely coordinated with other 100K Area activities to ensure safe and efficient operations.

#### *Waste Sites*

Recent progress in remediation of the 100K Area waste sites includes (listed by waste site):

- *100-K-3* – Remediation of the 100-K-3 Fish Pond continued with the demolition of the heat exchanger and associated pipeline. Approximately 2,100 tons of contaminated soil were loaded into ERDF containers and delivered to ERDF.
- *100-K-47* – Remediation of the 100-K-47 Process Sewer continued with the demolition and load out of approximately 300 tons of contaminated soil.
- *100-K-56* – Remediation of the 100-K-56 Reactor Cooling Water Effluent pipeline continued with demolition and shearing of the pipeline. Approximately 250 tons of contaminated soil were loaded into ERDF containers and delivered to ERDF.
- *100-K-53* – Remediation of the pipeline, which transported glycol during reactor operations, continued with removal of overburden and testing to determine the pipeline was empty.
- *100-K-63 and 100-K-64* – Review of the draft document containing the rationale to change the status of 100-K-63 and -64 waste sites continued.
- *100-K-102* – Preparation for remediating the French Drains and Mercury Stained Soils near the 183KW Sedimentation Basin continued with samples taken of the soil to characterize the mercury levels within the waste site.





Photo 18

*An excavator unloads soil removed from the 100-K-3 waste site, which is associated with the 1706KE Fish Pond Heat Exchanger Pit and Pump Pit. The heat exchanger and associated pipeline have been demolished and approximately 2,100 tons of contaminated soil were removed from the site and delivered to the Environmental Restoration Disposal Facility.*





Photo 19

*A close-up of the 100-K-56 Reactor Cooling Water Effluent pipeline that is being demolished and the surrounding soil that is being remediated. Last week, approximately 250 tons of contaminated soil were removed from the waste site and transported to the Environmental Restoration Disposal Facility.*

## UPCOMING EVENTS

### RL-0011 Nuclear Materials Stabilization & Disposition

#### RL-0011.R1: Plutonium Finishing Plant D&D

- Complete preparations for removing four hoods in room 221D of the Standards Laboratory, three glove boxes in room 136, three glove boxes in room 149, and process glove box HC-230C-2.
- Initiate process equipment removal from glove boxes HA-46, HC-227S, 227T, and GB400.
- Initiate removal of the process vacuum system piping from 234-5Z and 291-Z buildings.
- Assess the radiological status of and determine a disposition path for glove box HC-230C-3.

### RL-0013 Solid Waste Stabilization & Disposition

#### RL-0013C:R1.1: MLLW Treatment

- Planned shipment of nine drums (2.9 m<sup>3</sup>) of MLLW debris, previously classified as TRU waste,

sent from CWC to Perma-Fix Northwest.

- ERDF “Self Perform” Project - Container Maintenance Facility:
  - Issue “as-built” civil and mechanical drawings.
  - Receive one to three more trucks.

#### RL-0013C:R1.2: TRU Waste

- TRU Retrieval
  - Continue the set-up/start-up of the MDU.
  - Receive four utility-type vehicles to transport equipment and personnel
  - Retrieval Corrective Actions:
    - Complete and approve procedures.
    - Complete drills to qualify personnel as Facility Operations Specialist.
    - Complete training materials development for revised/new procedures.
- Alpha Caisson Retrieval
  - Issue Conceptual Safety Design Report on April 29 to DOE for review.
- TRU Repack
  - Two planned TRUPACT-II shipments (17.5 m<sup>3</sup>) to WIPP.

#### RL-0030 Soil & Groundwater Remediation, Groundwater/Vadose Zone

##### RL-0030.R1: Central Plateau Soil & Groundwater

- Continue construction of the DX Groundwater Treatment Facility.
- Continue drilling at 200-ZP-1, 100-HR-3-H, 100-HR-3-D, 100-BC-5, and 100-NR-2.

#### RL-0040 Nuclear Facility D&D – Remainder of Hanford

##### RL-0040.R1.1: U Plant/Other D&D

- Receive delivery of the remaining D&D heavy equipment being procured.
- Continue asbestos abatement and demolition preparations for U Plant ancillary facilities.
- Continue relocating equipment from the U Canyon deck into the process cells.

##### RL-0040.R1.2: Outer Zone D&D/Waste Sites

- Begin demolition of Building 646 on the ALE Reserve.
- Backfill and re-contour the former 212-NPR building sites.
- Continue waste load out for the lower ALE facilities.
- Continue removal of debris sites throughout the ALE Reserve.
- Continue cold and dark isolations of upper ALE facilities.
- Continue remediation at the BC Control Area, 200-MG-1, and 200-CW-3 waste sites.
- Develop the RACR for closing the 2607-N/P/R waste sites.

#### RL-0041 Nuclear Facility D&D – River Corridor Closure Project

##### RL-0041.R1.1: 100K Area Remediation

- Continue demolition of the 183KW Sedimentation Basin structures.
- Continue demolition preparation activities for the 115KE, 116KE, 117KE, 1706KE, and 1706KER buildings.
- Continue debris removal from the KW basin.
- Continue activities for upgrading the 105KW HVAC system.

- Continue Preliminary Design activities for the disposition of the 105KE Reactor.
- Perform formal 105KE Reactor characterization efforts.
- Continue activities for isolating 100K Area utilities to support of cold and dark preparations.
- Continue remediating soil from the K East Fuel Storage Basin and pipeline waste sites.