

Federal Voting Assistance Program  
(FVAP)  
Department of Defense

Overseas Voter Training

If you wish to complete you Voter Registration and Absentee Ballot Request Form, [click here](#).

If you wish to receive complete voter training, please continue with this presentation.

Welcome to the self-paced **Overseas Voter** training. This training provides information to help you successfully register to vote, request your absentee ballot, and successfully cast your ballot.

This training covers two areas:

1. Background information on *UOCAVA*
2. Available resources for military voters

During the 2012 election cycle, a number of important offices will be decided by voters, including:

- ✓ The offices of U.S. President and Vice President
- ✓ 33 seats in the U.S. Senate
- ✓ 435 seats in the U.S. House of Representatives
- ✓ Governorships in 11 States and 2 U.S. territories
- ✓ State and local offices
- ✓ Ballot questions and referenda



MYTH: Absentee ballots are not counted unless it is a close race.

FACT: All valid absentee ballots are counted regardless of the closeness of the race.

States differ as to when they count absentee ballots. Many States require absentee ballots to be received by Election Day so that they can be counted along with the in-person votes.

Some States accept absentee ballots after Election Day. In these cases, the final outcome of the election would not be certified until all absentee ballots received by the State's deadline are counted.



It is important that you to exercise your right to vote, because every vote counts. Several recent elections have been decided by a margin of victory of less than 0.1%.

Election	Margin of Victory
2008 – Minnesota U.S. Senate	312 votes
2005 – Virginia Attorney General	323 votes
2004 – Washington Governor	133 votes
2000 – Florida Electoral Votes (U.S. Presidential election)	537 votes
2000 – New Mexico Electoral Votes (U.S. Presidential election)	366 votes

# Background Information

➤ The following slides will:

- ✓ Introduce you to *UOCAVA* and FVAP
- ✓ Outline FVAP's objectives and goals and explain your role

The *Uniformed and Overseas Citizens Absentee Voting Act* of 1986, or *UOCAVA*, requires U.S. States and territories to allow certain U.S. citizens to apply to register and vote absentee in elections for Federal office. Citizens covered under *UOCAVA* include:

1. Members of the Uniformed Services or Merchant Marine who are absent from their voting jurisdiction due to their service.
2. Dependents of members of the Uniformed Services or Merchant Marine who are absent from their voting jurisdiction with the member.
3. U.S. citizens residing outside the United States and its territories.

**Note:** Uniformed Service Members and their dependents residing in their voting jurisdictions are not covered under *UOCAVA*.

*UOCAVA covers over 6 million potential voters worldwide.*



The Federal Voting Assistance Program, or FVAP, is charged with providing assistance and outreach to U.S. citizens covered under *UOCAVA*.

FVAP's **purpose** is to:

1. Inform and educate U.S. citizens worldwide of their right to vote.
2. Protect and enhance the integrity of the electoral process at the Federal, State, and local levels.
3. Promote efficiency and effectiveness in administering *UOCAVA*.

To accomplish this, FVAP's **immediate objective** is to:

Bring *UOCAVA* voting participation and success rates to equal or greater than general population rates by:

- ✓ Increasing registration/absentee ballot request success rate.
- ✓ Increasing absentee ballot cast rate.
- ✓ Increasing Federal Write-In Absentee Ballot success rate.

# The Absentee Voting Process

- The following slides will assist you in:
  - ✓ Understanding the *UOCAVA* absentee voting process
  - ✓ How to properly fill out voting forms



# How Do UOCAVA Citizens Vote?

Step 1: A UOCAVA citizen completes the Federal Post Card Application (FPCA) to apply to register to vote and request an absentee ballot. The completed FPCA is submitted to the applicant's local election official.



FPCA

Step 2: The local election official reviews the submitted FPCA. After verifying eligibility, the local election official sends the applicant an absentee ballot.



BALLOT

Step 3: The applicant receives the absentee ballot, votes the ballot, and returns it to the local election official to be counted.

**Note:** If applicants have not received an absentee ballot by 30 days before the election, they should complete and submit the **Federal Write-In Absentee Ballot (FWAB)** to ensure that their vote is received in time to be counted.

FWAB



# Federal Post Card Application (FPCA)

By filling out the FPCA, *UOCAVA* voters can:

1. Apply to register to vote.
2. Request an absentee ballot.
3. Update a mailing address and/or other contact information.

You should submit an FPCA:

1. Once a year.
2. Anytime they need to update their contact information.

**Federal Post Card Application (FPCA)**  
**Voter Registration and Absentee Ballot Request**

A quicker, easier to complete, electronic version of this form is also available on FVAP.gov. For any questions about this form, consult your Voting Assistance Officer or the Voting Assistance Guide available in hard copy or on FVAP.gov. Please print in black ink.

<b>Classification</b> Make only 1 selection. <small>(In most States, you must be absent from your voting district to use this form)</small>	1	<input type="checkbox"/> I am a member of the Uniformed Services or Merchant Marine on active duty OR <input type="checkbox"/> I am their spouse or dependent. <input type="checkbox"/> I am a U.S. citizen residing outside the U.S., and I intend to return. <input type="checkbox"/> I am a U.S. citizen residing outside the U.S., and I do not intend to return. <input type="checkbox"/> I am a U.S. citizen otherwise granted military/overseas voting rights under State law (check the Voting Assistance Guide).
<b>Political Party</b>	2	To vote in primary elections, your State may require you to specify a political party.
<b>Your legal name</b>	3	Last name _____ Suffix _____ First name _____ Middle name _____ Previous name (if applicable) _____
<b>Identification</b> <small>Some States require your full SSN. Check your State's pages in the Voting Assistance Guide on FVAP.gov</small>	4	Sex <input type="checkbox"/> M <input type="checkbox"/> F Race See instructions on back Birth date   M   M   D   /   Y   Y   Y   Y   State Driver's License or ID _____ OR Social Security Number _____
<b>Contact information</b> <small>Include international prefixes. No DSN number.</small>	5	Telephone _____ Fax _____ Email _____ Alternate Email _____
<b>Ballot receipt</b>	6	I prefer to receive my ballot, as permitted by my State, by: <input type="checkbox"/> Email/Online <input type="checkbox"/> Mail <input type="checkbox"/> Fax <small>(rank from 1-3 in order of preference; be sure appropriate contact information is provided above)</small>
<b>U.S. address for voting purposes</b> <small>Usually your last U.S. residence or your legal U.S. residence. See instructions.</small>	7	Street Address (not P.O. Box) _____ Apt. # _____ City/Town/Village _____ County _____ State _____ Zip Code _____
<b>Address where you live now</b> <small>This is different from above. Your voting materials will be sent here, unless you specify a forwarding address in Box 9</small>	8	_____
<b>Additional requirements for your State</b> <small>Such as: mail forwarding address, additional phone, or other State required information. See your State's pages in the Voting Assistance Guide on FVAP.gov</small>	9	_____
<b>Affirmation (REQUIRED):</b> I swear or affirm, under penalty of perjury, that:		Signature _____ Print this form, sign, and send in.
<small>* I am a member of the Uniformed Services or Merchant Marine on active duty or an eligible spouse or dependent of such a member, or a U.S. citizen temporarily residing outside the U.S., or other U.S. citizen residing outside the U.S. * I am a U.S. citizen, at least 18 years of age or will be by the day of the election, eligible to vote in the requested jurisdiction. * I have not been convicted of a felony or other disqualifying offense or been adjudicated mentally incompetent, or if so, my voting rights have been reinstated. * I am not registering, requesting a ballot, or voting in any other jurisdiction in the U.S. * My signature and date herein indicate when I completed this document. * The information on this form is true and complete to the best of my knowledge. I understand that a material misstatement of fact in completion of this document may constitute grounds for conviction of perjury.</small>		Today's date   M   M   D   D   /   Y   Y   Y   Y   Witness signature (date if required by your State. See the Voting Assistance Guide on FVAP.gov.) Signature _____ Date _____

This information is for official use only. Any unauthorized release may be punishable by law. Standard Form 76 (Rev. 08-2011)



The FPCA and FWAB were recently redesigned in an effort to reduce some of the common mistakes made when completing the forms.

Some offices may still have the older versions in stock—these versions are still valid and will continue to be accepted and processed by election officials.

## Old FPCA and FWAB


The image shows the old versions of the FPCA and FWAB forms. The FPCA form (left) is titled 'REGISTRATION AND ABSENTEE BALLOT REQUEST - FEDERAL POST CARD APPLICATION (FPCA)' and includes sections for voter registration, mailing address, and political party preference. The FWAB form (right) is titled 'VOTER'S DECLARATION/AFFIRMATION - FEDERAL WRITE-IN ABSENTEE BALLOT (FWAB)' and includes a declaration of eligibility and a section for writing in a ballot.

## Current FPCA and FWAB

The image shows the current versions of the FPCA and FWAB forms. The FPCA form (left) is titled 'Federal Post Card Application (FPCA) Voter Registration and Absentee Ballot Request' and includes sections for voter registration, mailing address, and political party preference. The FWAB form (right) is titled 'Federal Write-In Absentee Ballot (FWAB) Voter's Declaration/Affirmation' and includes a declaration of eligibility and a section for writing in a ballot.

**The instructions for completing the FPCA and FWAB differ across States, so it is important to refer applicants to the most up-to-date *Voting Assistance Guide* to ensure that they complete and submit the form correctly.**

- ✓ For example, some States may require the applicant to provide a full Social Security Number, while other States may require a driver's license or State identification number.
- ✓ The *Voting Assistance Guide* also includes State-specific deadlines for voter registration, absentee ballot requests, and ballot returns.



*FVAP recommends you use the online Voting Assistance Guide available at <http://www.fvap.gov/vao/guide.html>.*



---

*Federal Post  
Card Application  
(FPCA)*

**Should be completed by:**

All UOCAVA voters once a year and any time they need to update their contact information.

**Allows voters to:**

Apply to register to vote, request an absentee ballot, and update their contact information.

---

*Federal Write-In  
Absentee Ballot  
(FWAB)*

**Should be completed by:**

All UOCAVA voters as an emergency write-in absentee ballot should they not receive their ballot by 30 days before the election.

**Allows voters to:**

Vote in all Federal elections. Some States allow the FWAB to be used for State and local elections or as a simultaneous application for voter registration and write-in absentee ballot.

---

*National Mail  
Voter  
Registration  
Form (NVRF)*

**Should be completed by:**

Local voters (Citizens currently residing within their voting jurisdiction).

**Allows voters to:**

Apply to register to vote, register with a political party, and update their name and mailing address.

---

FVAP has created Online Assistants that automate and simplify the process of filling out the FPCA and FWAB.

- ✓ The Online Assistants offer point-and-click assistance and produce printable forms that eliminate legibility errors.
- ✓ The Online Assistants also produce a postage-paid template that then may be printed onto an envelope and mailed.

The screenshot shows the FVAP website interface for the Federal Post Card Application (FPCA) for Absentee Ballot. The page is titled "Federal Post Card Application (FPCA) for Absentee Ballot" and is for a "Uniformed Services Member > California > Orange". The "Voting Residence" section is active, showing fields for Street Address (122 Maple Terrace), City, Town, or Village (Mayville), County (a dropdown menu), State (California), and Zip Code. A "Help" link is available for the Voting Residence section. Below the form, there is a note about Rural Route (R.R.) mailing addresses and a large empty box for providing detailed directions. Navigation buttons for "< Back" and "Continue >" are at the bottom. The footer includes the website URL (www.usa.gov | www.defenselink.mil | www.americasupportsyou.mil) and "About FVAP | News | Disclaimers".

## How to Fill Out the FPCA or FWAB Using the Online Assistants:

### ***“Click, Print, Send”***

#### **1. Click:**

- ✓ Direct applicants to FVAP’s website; applicants select their State and fill out the required information (see following slides for general guidelines).

#### **2. Print:**

- ✓ When finished, applicants must print and sign their FPCA or FWAB.


#### **3. Send:**

- ✓ After signing their form, applicants should follow their State’s specific guidelines for returning their completed FPCA or FWAB by mail, email, or fax.

*Note: The Online Assistants are used to fill out the FPCA or FWAB. Upon completion, **you must print, sign, then mail or otherwise submit the forms** to their local election officials.*

## Benefits of the Online Assistants:

1. Generate only fields required by the applicant's State, decreasing confusion over voter information requirements.
2. Provide up-to-date State information such as important State voting deadlines.
3. Provide an output package that includes applicant's completed FPCA or FWAB, instructions for submitting, and envelope template.



# Completing the FPCA: Classification

Block 1 on the FPCA asks you to indicate their *UOCAVA* voter classification. This classification determines in which contests their election jurisdiction will allow you to vote.

<b>Classification</b> Make only 1 selection.  (In most States, you must be absent from your voting district to use this form)	1	<input checked="" type="checkbox"/> I am a member of the Uniformed Services or Merchant Marine on active duty OR <input type="checkbox"/> I am their spouse or dependent.
		<input type="checkbox"/> I am a U.S. citizen residing outside the U.S., and I intend to return.
		<input type="checkbox"/> I am a U.S. citizen residing outside the U.S., and I do not intend to return.
		<input type="checkbox"/> I am a U.S. citizen otherwise granted Military/Overseas voting rights under State law. (Check the Voting Assistance Guide)

- ✓ You should select the classification that best represents their current situation. Uniformed Service Members and their dependents who are overseas should select the first option.
- ✓ Members of the National Guard or State militia in a “called-up” status by the State for disaster relief, riot control, or similar State functions should select the last box.

Because Jim is temporarily outside the U.S., he should select the box indicating he is living outside the U.S., but intends to return.

# Completing the FPCA: Political Party

In order to participate in partisan primary elections, most States require voters to indicate a political party preference. You should refer to the *Voting Assistance Guide* for their State's specific requirements.

Political Party	2	To vote in primary elections, your State may require you to specify a political party: <b>Abcdef Party</b>
-----------------	---	--

- ✓ If you do not want to be affiliated with a political party, write “no party” in Block 2.
- ✓ Note that if applicants enter “no party,” they will still receive the November General Election ballot.

Jim indicates that he would like to be affiliated with the “Abcdef Party.”

Requirements for voter identification differ by State, refer to the *Voting Assistance Guide* for your State-specific guidelines.

Your legal name	3	Last name <b>Jones</b> <small>Suffix</small>
		First name <b>James</b> <small>Middle name <b>Larry</b></small>
		Previous name (if applicable)
Identification <small>Some States require your full SSN. Check your State's pages in the Voting Assistance Guide on <a href="http://FVAP.gov">FVAP.gov</a></small>	4	Sex <input checked="" type="checkbox"/> M <input type="checkbox"/> F <small>Race See instructions on back</small> Birth date <b>11</b> / <b>29</b> / <b>1985</b> <small>Y</small>
		State Driver's License or ID <b>A13156749394</b>
		OR Social Security Number
Contact information <small>Include international prefixes. No DSN number.</small>	5	Telephone <b>+011-44-2014-035-4777</b>
		Fax <b>+011-44-2014-035-4700</b>
		Email <b>j.l.jones85@hawkstooth.com</b>
		Alternate Email

✓ **Note:** Jim should provide his full legal name (James Larry Jones).

To help local election officials get in contact with Jim if they have any questions about his FPCA, Jim should provide his telephone number, fax number, and email address.

# Completing the FPCA: Ballot Receipt

States' laws differ as to how blank ballots can be delivered to voters. All States will send ballots via mail; however, States differ as to which electronic methods can be used: email, online download, and fax.

Ballot receipt	6	I prefer to receive my ballot, as permitted by my State, by:	<input checked="" type="checkbox"/> 1 Email/Online	<input checked="" type="checkbox"/> 3 Mail	<input checked="" type="checkbox"/> 2 Fax
(rank from 1 -3 in order of preference; be sure appropriate contact information is provided above)					

- ✓ Rank order your preferences for receiving your blank ballot.
- ✓ Refer to the *Voting Assistance Guide* to see what methods are permitted by your State.
- ✓ If you want to receive a ballot via email or fax, you must provide appropriate contact information in Block 5 (email address or fax number).

Jim indicates that his first preference is to receive his absentee ballot by email, since his State allows this. Note that he should check that he has provided his email address in Block 5.



A local election official needs your voting residence address in order to confirm the applicant's voting precinct. The address must be for a residence (i.e., not a P.O. box).

U.S. address for voting purposes  Usually your last U.S. residence or your legal U.S. residence. See instructions.		Street Address (not P.O. Box)	<b>122 Maple Terrace</b>			Apt. #
	7	City/Town/Village	<b>Mayville</b>			
		County	<b>Orange</b>	State	<b>CA</b>	Zip Code

**For Uniformed Service Members**, your voting residence should be where you last resided prior to entering military service OR the address you have since claimed as your legal residence. The State on your Service Member's Leave and Earnings statement is often your State of residence.

**Spouses of Uniformed Service Members** do not assume the residency of the active-duty spouse upon marriage. However, if they meet the residency requirements, they can opt to update their state of residency.

**For overseas citizens**, your voting residence is in the State or territory where you last resided immediately prior to departing the U.S., regardless of time elapsed, intent to return, or presence of a physical residence.

Jim should vote absentee in California, since it is where he had his last legal residence before departing for England.

You should enter your current mailing address.

Address where you live now	8	<b>PSC 100, Box 150</b>
This is different from above. Your voting materials will be sent here, unless you specify a forwarding address in Box 9		<b>APO AE 09421</b>

- ✓ You **must** notify your local election official if your address changes before the election to ensure your local election office has the correct contact information.

Jim enters his current mailing address.

In Block 9, include any additional information required by your State. For example, some States require applicants to include information such as the length of time they resided in that State or where they were last registered to vote.

<p>Additional requirements for your State</p> <p>Such as: mail forwarding address, additional phone, or other State required information. See your State's pages in the Voting Assistance Guide on <a href="http://FVAP.gov">FVAP.gov</a></p>	9	<hr/> <hr/> <hr/> <hr/> <hr/> <hr/>
---	---	-------------------------------------

- ✓ Also include additional information that would assist your local election official in accepting the application or sending your ballot, such as a forwarding address.
- ✓ Refer to the *Voting Assistance Guide* for State-specific requirements.

Jim's State does not have any specific requirements for this block, so Jim leaves the block blank.

After you read the affirmation, sign and date the form.


<p><b>Affirmation (REQUIRED):</b> I swear or affirm, under penalty of perjury, that:</p> <ul style="list-style-type: none"> <li>• I am a member of the Uniformed Services or Merchant Marine on active duty or an eligible spouse or dependent of such a member, or a U.S. citizen temporarily residing outside the U.S., or other U.S. citizen residing outside the U.S.</li> <li>• I am a U.S. citizen, at least 18 years of age (or will be by the day of the election), eligible to vote in the requested jurisdiction.</li> <li>• I have not been convicted of a felony or other disqualifying offense or been adjudicated mentally incompetent, or if so, my voting rights have been reinstated.</li> <li>• I am not registering, requesting a ballot, or voting in any other jurisdiction in the U.S.</li> <li>• My signature and date herein indicate when I completed this document.</li> <li>• The information on this form is true and complete to the best of my knowledge. I understand that a material misstatement of fact in completion of this document may constitute grounds for conviction of perjury.</li> </ul>	<p>Signature <u>James Jones</u> <small>Print name of voter, and send in.</small></p> <p>Today's date <u>08</u> / <u>11</u> / <u>2012</u></p> <div style="border: 1px solid black; padding: 5px; margin-top: 10px;"> <p><small>Witness signature / date if required by your State. See the Voting Assistance Guide on FVAP.gov.</small></p> <p>Signature _____</p> <p>Date _____</p> </div>
---	--

- ✓ By signing the FPCA, you are verifying your information under the penalty of perjury.
- ✓ Refer to the *Voting Assistance Guide* to see if your State requires a witness signature.

Jim signs and dates the form. His State does not require a witness, so he leaves that portion of the application blank.

All States and territories accept the FPCA via mail.

- ✓ Mailing addresses for local election officials are available in the *Voting Assistance Guide*.
- ✓ The FPCA can be mailed postage paid through the U.S. Postal Service, Military Postal Service, or State Department pouch mail. The postage-paid envelope template is produced by the Online Assistant and is also available at <http://www.fvap.gov/resources/media/returnenvelope.pdf>.

<p><b>NAME AND COMPLETE ADDRESS</b>  <u>James Larry Jones</u>  <u>USS FVAP</u>  <u>FPO AE 54321</u>      </p>		<p><b>US POSTAGE PAID</b>  <b>39 USC 3406</b>    <b>PAR AVION</b></p>
<div style="border: 1px solid black; display: inline-block; padding: 2px 10px; margin-bottom: 5px;"><b>OFFICIAL ABSENTEE BALLOTING MATERIAL - FIRST-CLASS MAIL</b></div> <p><small>NO POSTAGE NECESSARY IN THE U.S. MAIL - DMM 703.8.0</small></p> <p><b>TO:</b> <u>Orange Registrar of Voters</u>  <u>1300 S. Grande Ave Bldg. C</u>  <u>Santa Ana, CA 92705-4434</u></p>		


# Completing the FPCA: Submission Methods

Some States and territories will accept the FPCA via email and/or fax.

- ✓ Check the *Voting Assistance Guide* to see if the applicant's State will accept the form by email or fax.
- ✓ The Online Assistant will produce an email and/or fax cover sheet if online or faxed submissions are allowed by the applicant's State.

Email FPCA to this address

Fax FPCA to this number



FEDERAL VOTING ASSISTANCE PROGRAM  
Voting Help For Unintended Service Members, Their Families, & Citizens Living Outside The U.S.

**Automated Register, Request and Receive Ballot Process (R3)  
Official Election Materials - Electronic Transmission Sheet (FWAB)  
Transmission (Cover) Sheet from Absentee Voter to Election Official**

To:	
City/County	Morris County Clerk
Board Of Elections	
State	New Jersey
LEO Email	jbramhall@clerk.morris.nj.us
Fax Number	973 285-6136
From:	
Last Name	McDonnell
First Name	Kathleen
Middle Name	
Telephone Number	
Fax Number	
Email Address	

Number of pages being transmitted, including this sheet: \_\_\_\_\_  
Check [www.fvap.gov/contact/tollfreefax.html](http://www.fvap.gov/contact/tollfreefax.html) for international fax numbers

Fax/Email Cover Sheet

Before submitting your FPCA, have you:

- ✓ Completed the forms completely and legibly?
- ✓ Applied to the correct jurisdiction?
- ✓ Indicated your party preference for a primary election?
- ✓ Signed their FPCA?

*Incomplete or illegible FPCAs may result in you being unable to receive or cast your ballot.*

- ✓ After receiving your FPCA, a local election official will process the form and verify your eligibility.
- ✓ You are encouraged to call, fax, or email their local election official to verify that your application has been received.
- ✓ You should receive their regular State absentee ballot from the local election official in time for them to vote and return the ballot by the State's deadline.

*Voters who have submitted an FPCA and have not received their absentee ballot by 30 days before the election should submit the FWAB. The following slides will outline uses of the FWAB and how to complete it.*





While all States accept the FWAB as an absentee ballot for Federal elections, many States have started moving to allow universal use of the FWAB, including:

- ✓ Accepting the FWAB as an **application for voter registration**, an **absentee ballot request**, and a **write-in ballot**.
- ✓ Accepting the FWAB as an **absentee ballot for all Federal, State, and local elections**.

For each office, voters may write in either a candidate's name or a political party designation.

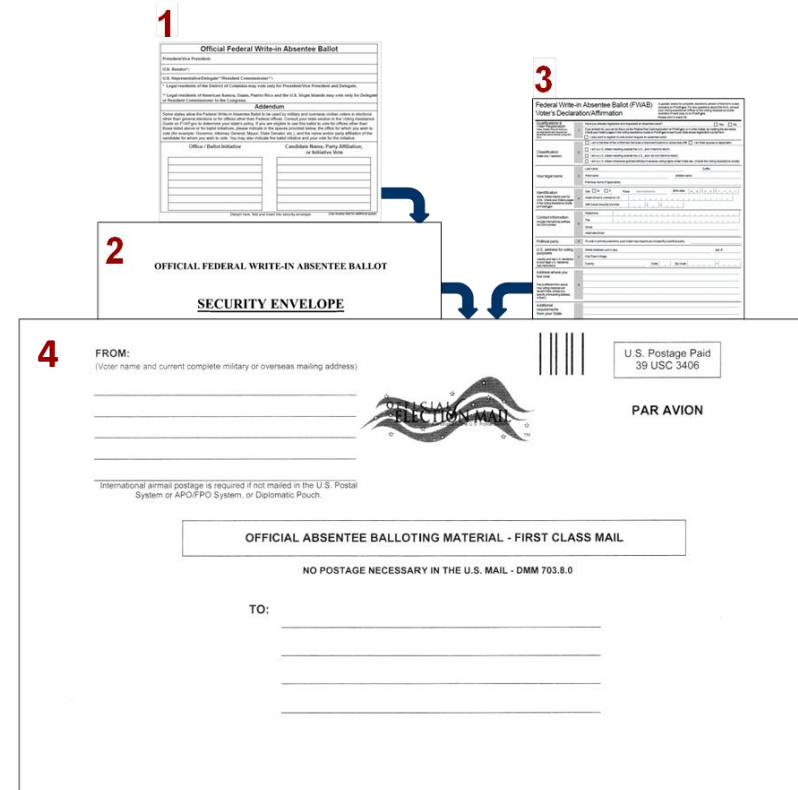
You should check their State's guidelines or the *Voting Assistance Guide* on FVAP.gov for the accepted uses of the FWAB in your State.

Completed FWABs should be submitted to the your local election official for processing. All States and territories will accept the FWAB via mail.

To mail the FWAB, insert the voted ballot (1) into the security envelope (2).

Then, the sealed security envelope (2) and the declaration/affirmation (3) should be placed in the pre-paid mailing envelope (4).

- ✓ Mailing addresses for local election officials are available in the *Voting Assistance Guide*.
- ✓ The FWAB can be mailed postage paid through the U.S. Postal Service, Military Postal Service, or State Department pouch mail. The postage-paid envelope template is produced by the Online Assistant and is also available at [www.fvap.gov](http://www.fvap.gov).



Some States and territories will accept the FWAB via email and/or fax.

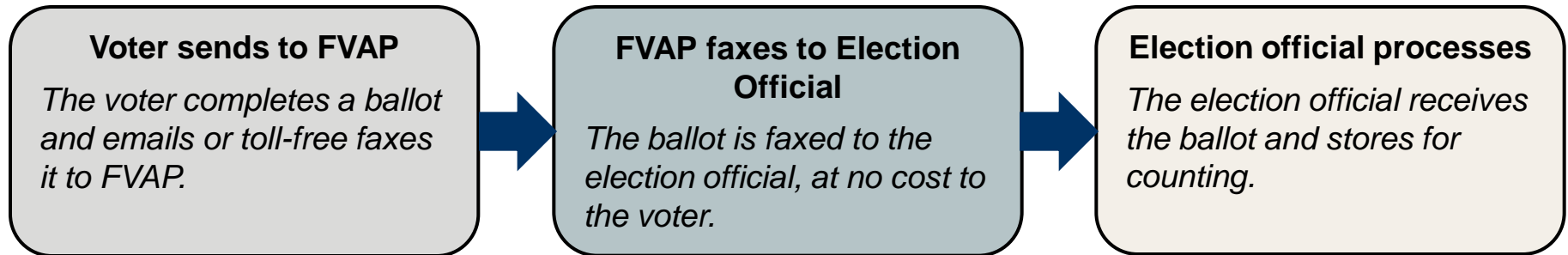
Additionally, FVAP offers an Electronic Transmission Service (ETS) for voters to fax all balloting materials (including the FPCA and FWAB) for free.

- ✓ Check the *Voting Assistance Guide* to see if your State will accept the form by email or fax.
- ✓ The Online Assistant will produce an email and/or fax cover sheet if allowed by your State.

## Electronic Transmission Service

To help you avoid the costs associated with long-distance faxes, FVAP provides an Electronic Transmission Service (ETS) that allows UOCAVA balloting materials (including the FPCA and FWAB) to be faxed **at no cost**. Additionally, if you does not have access to a fax machine, you may email his or her materials to FVAP and FVAP will fax the materials to the local election official, if allowed by the voter's State.

Here's how it works:



### ETS Resources:

- ✓ ETS Fax: <http://www.fvap.gov/contact/tollfreefax.html>
- ✓ ETS Email: [ETS@fvap.gov](mailto:ETS@fvap.gov)
- ✓ ETS Cover Sheet: <http://www.fvap.gov/resources/media/coversheet.pdf>

Note: Not all States allow absentee ballots to be delivered or returned via fax. Check the your State's guidelines.

*What should Jim do if he receives his State absentee ballot after he has already submitted his FWAB?*

- ✓ Voters in this situation should *always* complete their State absentee ballot and return it to their local election official. If the absentee ballot is received by the State's deadline, it will be counted instead of the FWAB.
- ✓ Some States allow absentee ballots from *UOCAVA* voters to be counted even if they are received after Election Day.

*Answers to additional FAQs may be found at [www.fvap.gov](http://www.fvap.gov)*

FVAP provides a telephone and email Help Desk to assist with:

- ✓ Providing information on *UOCAVA* and other voting legislation.
- ✓ Understanding uses of the FPCA and FWAB.
- ✓ Connecting voters to their local election official when necessary.



**1-800-438-VOTE (8683)**

**vote@fvap.gov**

# Quick Review

- The following slides will:
  - ✓ Briefly review content covered in this training



# Quick Review: The UOCAVA Process

---

The *Uniformed and Overseas Citizens Absentee Voting Act (UOCAVA)* guarantees the voting rights of absent Uniformed Service Members, their dependents who are absent with them, and overseas citizens.

The *UOCAVA* absentee voting process includes the following steps:

1. Voters covered by *UOCAVA* complete the Federal Post Card Application (FPCA) to apply to register to vote and request an absentee ballot. The FPCA is submitted to your local election official.
2. Your local election official reviews the submitted FPCA. After verifying eligibility, the local election official sends you an absentee ballot.
3. Receive your absentee ballot, vote the ballot, and return it to your local election official to be counted.

**Note:** If you have not received their absentee ballot by 30 days before the election complete and submit the Federal Write-In Absentee Ballot (FWAB) to ensure that your vote is received in time to be counted.

All the necessary resources are available at [www.fvap.gov](http://www.fvap.gov), including:

- ✓ The most up-to-date *Voting Assistance Guide*..... [www.fvap.gov/vao/guide.html](http://www.fvap.gov/vao/guide.html)
- ✓ Online Assistants for filling out *UOCAVA* forms..... [www.fvap.gov/map.html](http://www.fvap.gov/map.html)
- ✓ Solutions to FAQs .....[www.fvap.gov/faq.html](http://www.fvap.gov/faq.html)
- ✓ Useful references/reports and tools..... [www.fvap.gov/reference/index.html](http://www.fvap.gov/reference/index.html)

If you have questions or concerns about providing voting assistance, you can contact FVAP:

Questions? Contact FVAP!		
<b>Email</b>	vote@fvap.gov	Email FVAP for assistance filling out forms or additional questions
<b>Commercial</b>	703-588-1584	Call FVAP for assistance filling out forms or additional questions
<b>Toll-Free</b>	800-438-VOTE (8683)	
<b>DSN</b>	425-1584	
<b>Facebook</b>	Facebook.com/DoDFVAP	FVAP and UOCAVA updates
<b>Twitter</b>	Twitter.com/fvap	

Federal Voting Assistance Program  
(FVAP)  
Department of Defense

Military Voter Training