



About the Statement

The **Economic Impact Statement** provides information about the economic impact of Hill Air Force Base on the surrounding community. It is made available to federal, state and local officials and the general public.

An installation's economic impact on the local community is calculated by identifiable off-base local area spending from gross expenditures. All financial figures are rounded to the nearest dollar.

At a Glance

There are 24,318 total personnel within Hill Air Force Base, including 5,454 military, 3,596 military dependents and 11,849 civilians. Hill AFB has an annual federal payroll of \$1.06 billion and annual expenditures of \$1.01 billion. Annually, Hill AFB creates approximately \$1.06 billion in jobs created with a total of \$3.13 billion in total annual economic impact.

PERSONNEL STRENGTH

Military + Dependents	9,050
Civilians	15,268
TOTAL	24,318

SUMMARY OF PERSONNEL

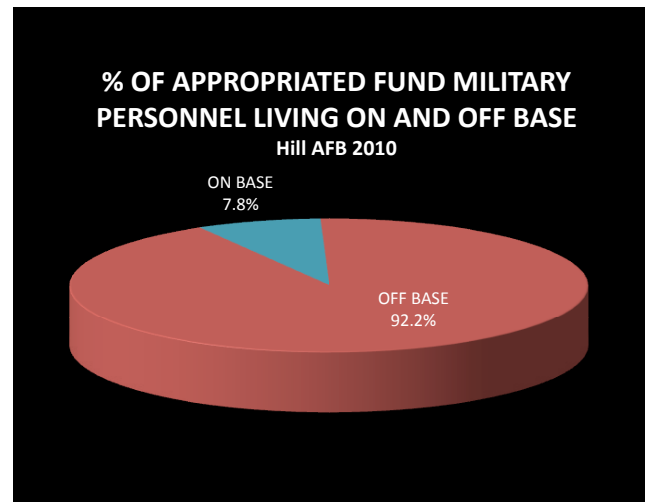
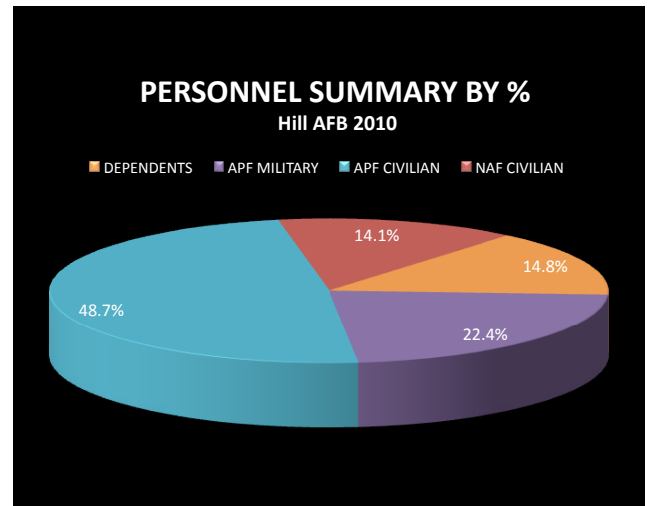
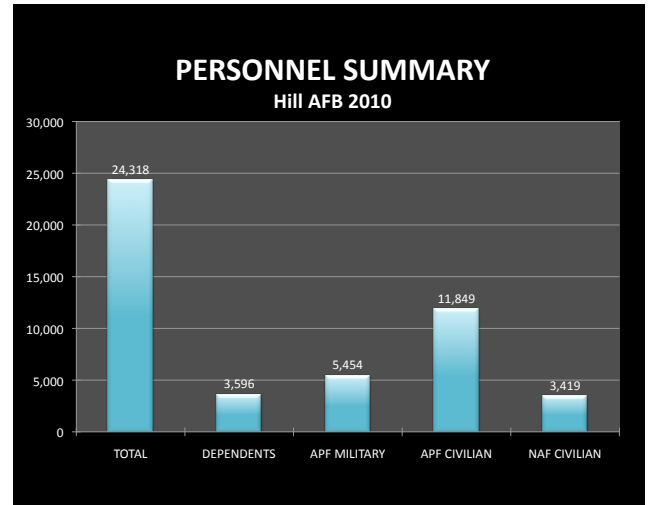
APPROPRIATED FUND & MILITARY	LIVING ON BASE	LIVING OFF BASE	TOTAL
Active Duty	424	3,893	4,317
AF Reserve/ANG	0	9	9
Non-Extended Active Duty Reserve/ANG	0	1,128	1,128
Trainees/Cadets	0	0	0
TOTAL	424	5,030	5,454
Dependents	1,192	2,404	3,596

APPROPRIATED FUND CIVILIANS

General Schedule	6,154
Federal Wage Board	5,035
Other	660
TOTAL	11,849

NON-APPROPRIATED FUND CONTRACT CIVILIANS & PRIVATE BUSINESS

Civilian NAF	293
Civilian BX	227
Contract Civilians (not elsewhere included)	2,855
Private Businesses On Base, By Type	44
Branch Banks/Credit Union	28
Other Civilians (not elsewhere included)	16
TOTAL	3,419





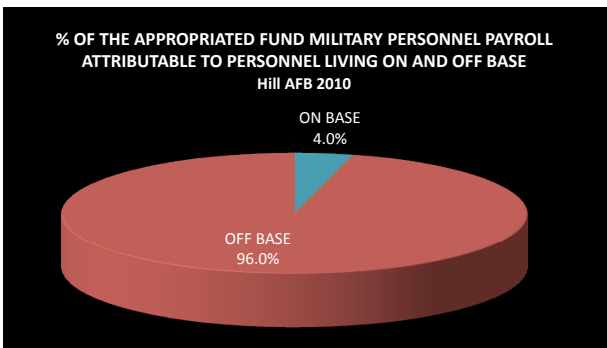
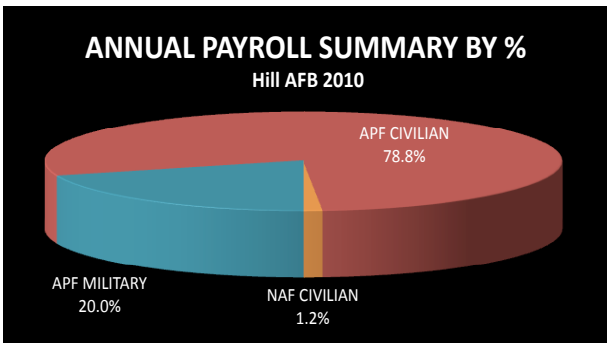
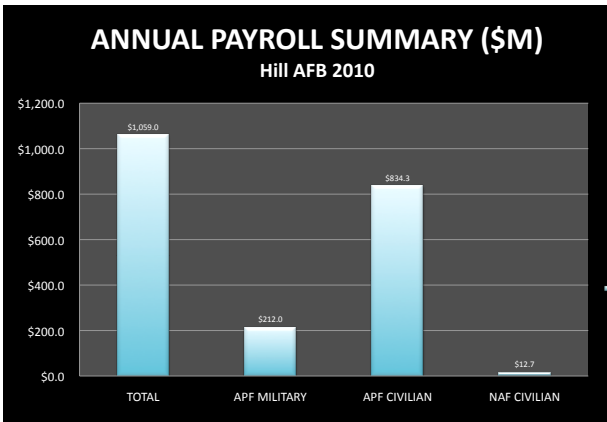
SUMMARY OF SALARIES

APPROPRIATED FUND MILITARY	LIVING ON BASE	LIVING OFF BASE	TOTAL
Active Duty	\$8,558,546	\$186,321,577	\$194,880,123
ANG/Reserve	\$0	\$0	\$0
Trainees/Cadets	\$0	\$0	\$0
Non-Extended Active Duty ANG/Reserve	\$0	\$17,141,000	\$17,141,000
TOTAL	\$8,558,546	\$203,462,577	\$212,021,123

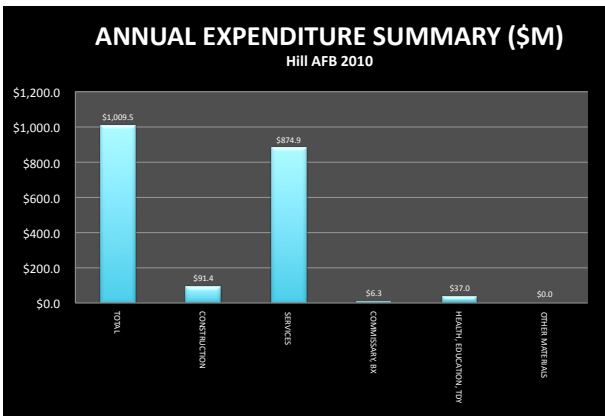
APPROPRIATED FUND CIVILIANS	
General Schedule	\$433,302,651
Federal Wage Board	\$354,520,350
Other	\$46,470,925
TOTAL	\$834,293,926

NON-APPROPRIATED FUND CONTRACT CIVILIANS & PRIVATE BUSINESS	
Civilian NAF	\$7,319,537
Civilian BX	\$3,602,901
Contract Civilians (not elsewhere included)	\$0
Private Businesses On Base, By Type	\$1,765,388
Branch Banks/Credit Union	\$638,820
Other Civilians (not elsewhere included)	\$1,126,568
TOTAL	\$12,687,826

Total Payroll: \$1,059,002,875



SUMMARY OF ANNUAL EXPENDITURES



EXPENDITURES FOR CONSTRUCTION

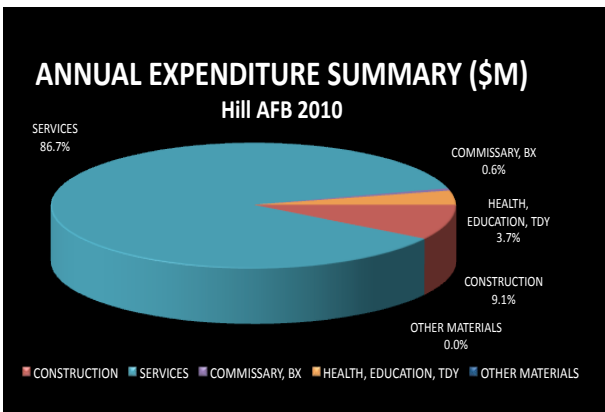
Military Construction Program	\$67,578,000
Non-Appropriated Fund	\$9,178,100
Military Family Housing	\$0
O&M	\$14,619,208
Other	\$0
TOTAL	\$91,375,308

EXPENDITURES FOR SERVICES

Services Contracts	\$874,861,413
Other Services (not elsewhere included)	\$0
TOTAL	\$874,861,413

EXPENDITURES FOR PROCUREMENT OF MATERIALS, EQUIPMENT & SUPPLIES

Commissary	\$4,761,400
Base Exchange (BX)	\$1,500,020
Health (CHAMPUS, Government cost only)	\$33,326,523
Education (Impact aid and tuition assistance)	\$902,463
TDY	\$2,806,968
Other Materials, Equipment & Supplies (not included elsewhere)	\$0
TOTAL	\$43,297,374



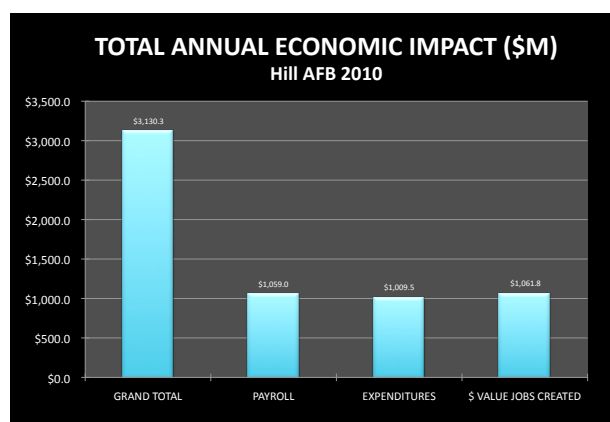
TOTAL EXPENDITURES: \$1,009,534,095



ESTIMATE OF NUMBER & DOLLAR VALUE OF INDIRECT JOBS CREATED

Type of Personnel	# of Base Jobs	Multiplier	# of Indirect Jobs
Active Duty Military	4,317	.50	2,159
Reserve/ANG/Trainees	1,137	.21	239
APF Civilians	11,849	1.66	19,669
Other Civilians	3,419	1.66	5,676
TOTAL	20,722		27,743

Estimated Number of Indirect Jobs Created	27,743
Average Annual Pay for the Local Community	\$38,273
Estimated Annual Dollar Value of Jobs Created	\$1,061,807,839



TOTAL ANNUAL ECONOMIC IMPACT ESTIMATE

ANNUAL PAYROLL	\$1,059,002,875
Military	\$212,021,123
Federal Civilian	\$834,293,926
Other Civilian	\$12,687,826
ANNUAL EXPENDITURES	\$1,009,534,095
ESTIMATED ANNUAL \$ VALUE OF JOBS CREATED	\$1,061,807,839
Estimated Indirect Jobs Created	27,743
Average Annual Pay	\$38,273
GRAND TOTAL	\$3,130,344,809

