

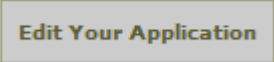


How to Submit an Updated Resume After Initial Application

If you need to submit your updated resume after your initial application, you will need to attach your updated resume to your current application. Your responses will be stored however you will still need to go to the end of the application to submit your resume.

Follow these steps to submit your updated resume:

- Access www.usajobs.gov, click on **Sign In** and log in to your account.
- Click on **Application Status**. Your applications for the past 18 months are accessible.
- Under the **Job Summary** heading, click on the title of the job you wish to edit.
Note: The vacancy must still be open in order to submit your updated resume.
- Click .
- Select the updated resume.
- Select the checkboxes for 'I have previewed my resume' and 'I Certify'.
- Click .
- Click .
- Click Next until you get to the end of the application and click Finish to submit.