

Performance Indicators for Major Accident Prevention



US CSB Public Hearing, July 24th 2012



Gunhild Holtet Eie
VP HSE Competence Centre

1 2012-07-19


Statement by CEO

Two major threats to the company's robustness in the future:

- *Major accidents*
- *Loss of integrity*



2 2012-07-19



Statoil's HSE focus areas

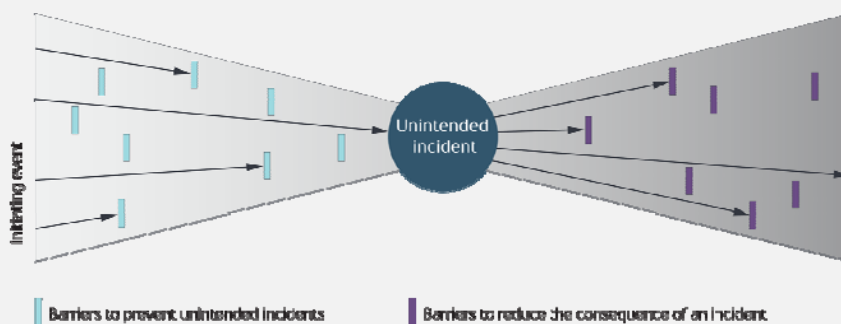
- Leadership and compliance to our governing system
- Improved risk management
- Simplification and harmonization of work processes and governing system
- Increased focus on technical integrity and barriers



3 2012-07-19



Accidents and Barriers

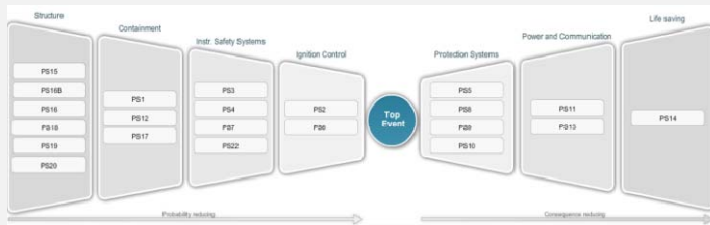


4 2012-07-19



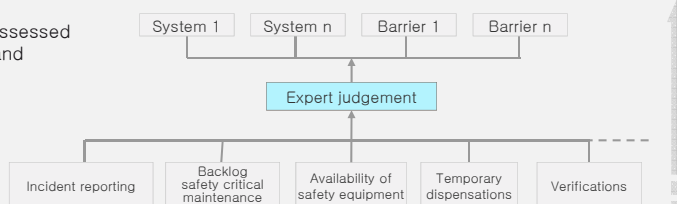
TIMP model

A portal visualises the status of technical barriers
 Overall technical integrity of the plant is assessed and documented



Technical condition is assessed on equipment, system and barrier level

Information through indicators form the basis for technical assessment



5 2012-07-19

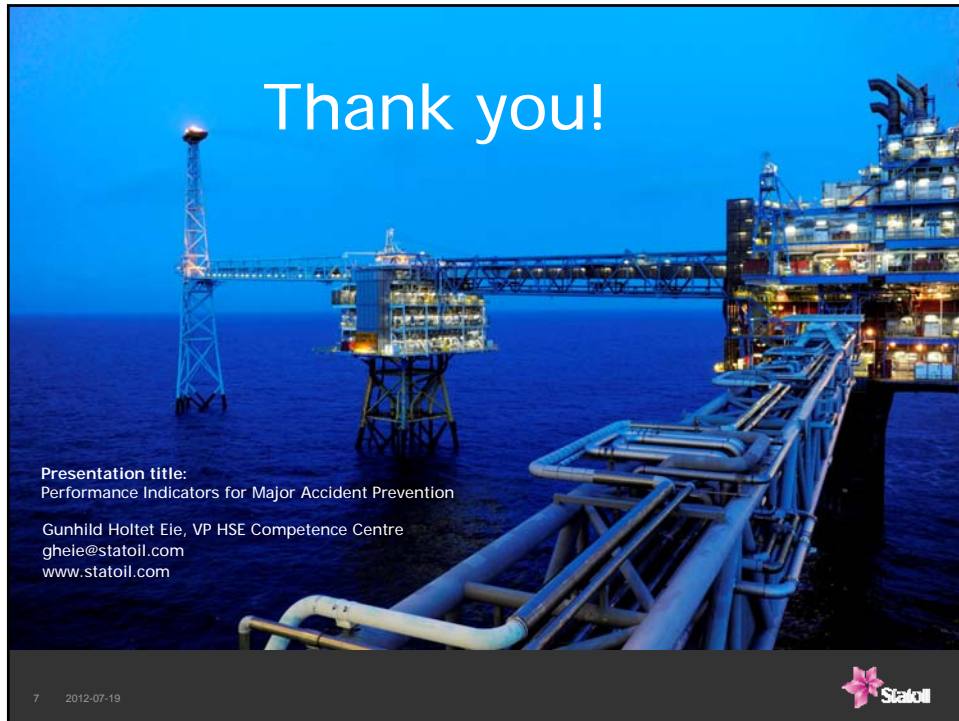


Technical Integrity Management Portal - Link

Plant dashboard interface showing filters for Plant, Discipline, System, and Performance standard. It includes a 'Plant status' section with a trend graph for the last 12 months, a 'Performance standards' section with a visual representation of barriers, and a 'Systems' section with a bar chart showing scores and trends.

6 2012-07-19



A photograph of an offshore oil rig at night, illuminated by blue and white lights against a dark sky and sea. The rig's complex structure of pipes and platforms is visible, extending into the water.

Thank you!

Presentation title:
Performance Indicators for Major Accident Prevention

Gunhild Holtet Eie, VP HSE Competence Centre
gheie@statoil.com
www.statoil.com

7 2012-07-19

