



Bureau of Justice Statistics Special Report

August 2008, NCJ 222989

Civil Rights Complaints in U.S. District Courts, 1990-2006

Tracey Kyckelhahn and Thomas H. Cohen, Ph.D.
BJS Statisticians

After the expansion of civil rights laws in the early 1990s, the number of civil rights cases filed in U.S. district courts increased from 18,922 in 1990 to 43,278 in 1997. Civil rights filings stabilized in the late 1990s and early 2000s and subsequently declined. From 2003 through 2006, civil rights filings in federal district courts decreased by almost 20%. During this period of growth and stabilization in civil rights litigation, the percent of civil rights claims concluded by trial declined from 8% in 1990 to 3% in 2006.

Other major findings in this report include—

- Civil rights cases in U.S. district courts declined from a high of 17% of all federal civil cases in 1998 to 13% in 2006.
- From 1990 through 2006, about 9 out of 10 civil rights filings involved disputes between private parties.
- Jury trials became more common than bench trials during the 17-year period covered in this report (figure 1).
- The percent of plaintiffs who won at trial between 1990 and 2006 remained steady at about a third.
- From 2000 through 2006, the median damage award for plaintiffs who won in civil rights trials ranged from \$114,000 to \$154,500.
- The combined 2000 through 2006 median jury award was \$146,125; the median bench award was \$71,500.

This report addresses trends in civil rights litigation in federal district courts and the outcomes of civil rights disputes. Information is presented on civil rights complaints filed and terminated in U.S. district courts concerning employment, housing and accommodations, welfare, voting rights, and other types of discrimination. The report also focuses on

Civil rights jury trials increasingly more common than bench trials in U.S. district courts, 1990-2006

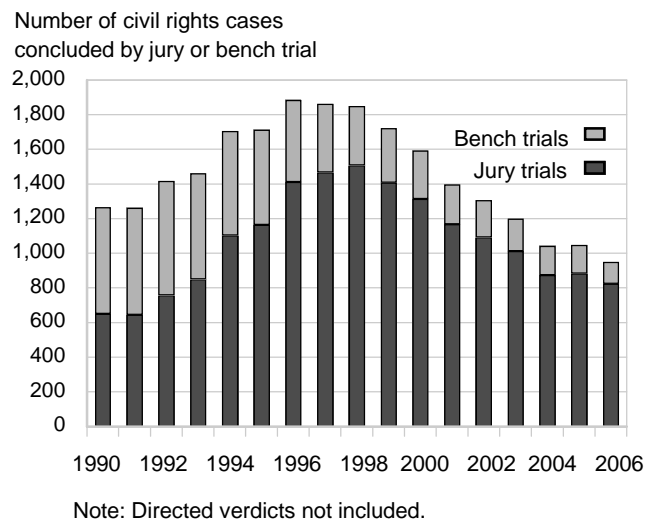


Figure 1

civil rights cases concluded by trial and examines who wins in civil rights trials and the damages awarded to plaintiff winners.

A civil rights claim arises when an individual or group asserts they have been discriminated against on the basis of their race, sex, religion, age, physical limitation, or previous condition of servitude. Most litigants in civil rights disputes are required to seek administrative remedies involving federal agencies such as the Equal Employment Opportunity Commission (EEOC), in the case of employment discrimination, or the U.S. Department of Housing and Urban Development (HUD), in the case of housing discrimination. Litigants not satisfied with these administrative outcomes can file a civil rights lawsuit in the federal courts to seek monetary or injunctive relief.

This study does not cover civil rights grievances filed, investigated, and resolved through administrative channels and agencies that enforce various federal civil rights discrimination laws such as the EEOC or HUD. This report also does not examine civil rights litigation in state courts. Because of limited data this study does not report the number of cases filed or terminated under specific titles and sections of the U.S. code. (See *Methodology*).

Civil rights laws underwent a major expansion during the early 1990s

Civil rights laws underwent a major expansion during the early 1990s with the passage of the Americans with Disabilities Act of 1990 and the Civil Rights Act of 1991. The Civil Rights Act of 1991 amended several federal employment discrimination laws including Title VII of the Civil Rights Act of 1964, the Civil Rights Act of 1871, the Age Discrimination in Employment Act of 1973, the Rehabilitation Act of 1973, and the Americans with Disabilities Act of 1990. It also made available compensatory and punitive damages in certain discrimination claims, permitted jury trials for plaintiffs seeking monetary damages, and overturned several U.S. Supreme Court decisions, effectively broadening the scope of employment practices considered discriminatory.*

* *Wards Cove Packing Co. v. Atonio*, 109 S. Ct. 2115 (1989); *Patterson v. McLean Credit Union*, 109 S. Ct. 2363 (1989); *Martin v. Wilks*, 109 S. Ct. 2180 (1989); *Price Waterhouse v. Hopkins*, 109 S. Ct. 1775 (1989); *Lorance v. At&T Technologies*, 109 S. Ct. 2261 (1989); *Equal Employment Opportunity Commission v. Aramco*, 111 S. Ct. 1227 (1991); *West Virginia University Hospitals v. Casey*, 111 S. Ct. 1138 (1991).

Civil rights cases represent declining proportion of federal civil caseloads

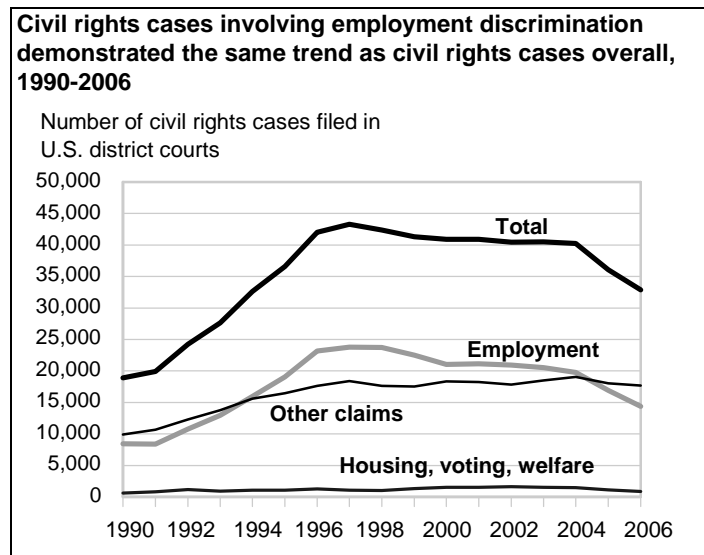
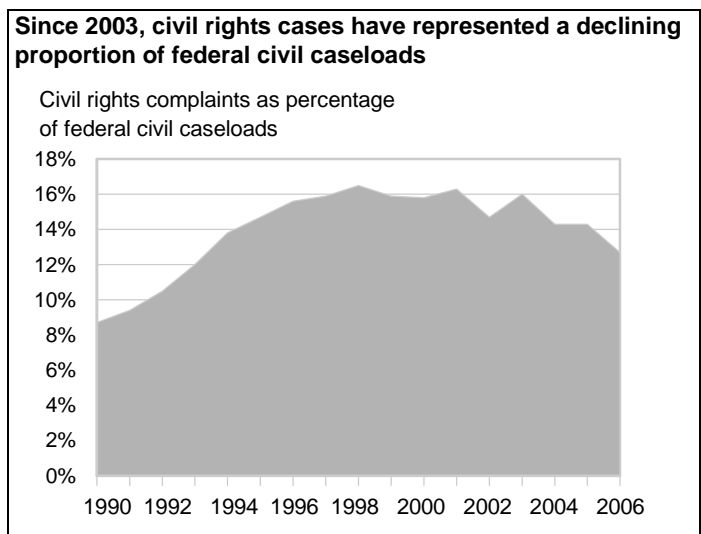
Throughout the 1990s, civil rights claims accounted for an increasing proportion of federal civil caseloads in U.S. district courts. As a percent of all federal civil filings, civil rights filings increased from 9% in 1990 to nearly 17% in 1998 (figure 2). Civil rights filings stabilized at about 16% of federal civil caseloads from 1999 through 2003 and subsequently declined. By 2006, 13% of federal civil cases involved civil rights issues.

Employment discrimination accounted for about half of all civil rights filings in U.S. district courts from 1990 to 2006

Employment discrimination

Civil rights in an employment setting are violated when employers discriminate with regard to hiring, promotion or discharge practices, compensation, conditions and privileges of employment, or denial of employment opportunities (42 USC § 2000E-2; 29 USC §§ 621-634).

Throughout the 17-year period covered by this report, employment discrimination accounted for about half of all civil rights filings in U.S. district courts (figure 3). Civil rights cases involving employment discrimination demonstrated the same trend as overall civil rights filings with substantial increases in the 1990s. In 1990, 8,413 cases were filed with the number peaking at 23,796 in 1997. Employment discrimination filings stabilized between 1997 and 2004, and declined to 14,353 in 2006.



Housing and accommodations

Pursuant to the Fair Housing Act of 1972 and amendments in 1988, discrimination is prohibited in the rental or lease of apartments, the sale of housing, and the financing of housing because of an individual's race, color, religion, sex, national origin, disability, or families with children. Complaints may also include discrimination in public accommodations such as restaurants or hotels (42 USC §§ 3601-3619; 15 USC § 1691).

Housing and accommodation civil rights claims represented 2% of all civil rights filings in 2006. These cases followed the same general trend as employment discrimination cases. There were 341 housing and accommodations related filings in 1990, a high of 1,315 filings in 2003, and a decline to 643 filings in 2006 (figure 4).

Welfare and voting

A person's civil rights regarding welfare issues are violated when social security entitlements are denied based on an individual's race, color, religion, sex, or national origin. Violations of a person's civil rights related to welfare issues also include the denial of benefit income (e.g., annuity, pension, retirement, or disability benefit including veterans' compensation), the denial of rehabilitation and other services for families with dependent children, and the denial of benefits for individuals who are elderly, blind, or disabled, or whose income and resources are insufficient to meet the costs of necessary medical services.

Voting rights are violated when redistricting plans or election methods prevent minority voters from electing candidates of their choice. Situations related to voting rights violations include preventing voters from casting their ballots by denying them assistance or preventing voters from receiving assistance from a person of their choice. Failure to provide voting information and assistance in the language used by a substantial number of voters in a jurisdiction or failure to provide access to polling places for handicapped or elderly individuals are also situations related to voting rights violations (42 USC §§ 1973-1973e).

Civil rights cases involving welfare and voting issues did not follow the same general trend as housing and employment discrimination cases. Lawsuits involving welfare discrimination steadily declined from 129 to 56 cases between 1990 and 2006. In comparison, complaints alleging viola-

tions of voting rights peaked in 1992 and rose again in 2002. The increase in voting rights cases for these specific years was most likely the result of redistricting challenges following the 1990 and 2000 censuses. By 2006, the number of voting rights lawsuits had declined to about 150 cases.

Other civil rights complaints

Available data on the statutory provisions litigated suggest that filings in the other civil rights complaints category deal with diverse issues such as the civil rights of handicapped children, education of children and adults with disabilities, as well as vocational disabilities and rehabilitation discrimination.

Civil rights filings that were either unidentifiable or were in a category other than housing and accommodations, welfare, voting, and employment comprised about the same percentage of filings as those in the employment discrimination category. In 1990, 9,909 civil rights complaints listed as "other civil rights" were filed in U.S. district courts. From the mid-1990s through 2006, "other" filings remained constant at about 18,000 per year.

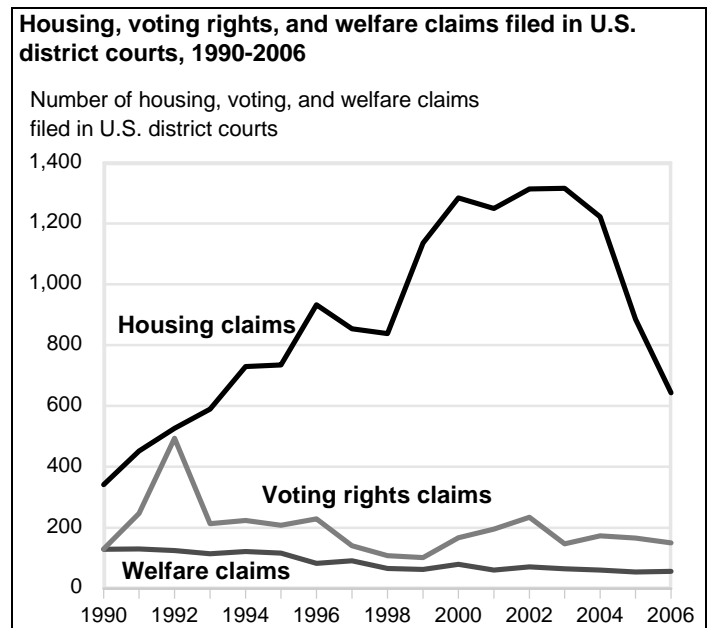


Figure 4

Most civil rights complaints involved private parties

From 1990 to 2006, around 9 in 10 civil rights filings involved disputes between private parties (table 1). The majority of private cases involved questions over interpretation and application of the U.S. Constitution, acts of Congress, or treaties ("federal question" jurisdiction) from parties in the same state.

"Diversity of citizenship" cases, which consisted of private parties from different states or parties of a state and citizens, corporations, or subjects of a foreign country, were a small percentage (under four percent) of private civil rights lawsuits filed during this period.

Number of private civil rights lawsuits declined between 2004 and 2006

The number of civil rights lawsuits filed in U.S. district courts increased from 16,310 in 1990 to a peak of 40,361 in 1997 (not shown in table). Between 2004 and 2006 the number of filings declined 19%, from 37,374 to 30,405 (table 2). All categories of civil rights filings exhibited a decline over this two-year period.

U.S. government more likely to be a defendant than a plaintiff

U.S. district courts exercise jurisdiction in civil actions that are either initiated by the U.S. government (U.S. plaintiff), or are brought against the U.S. government (U.S. defendant) for alleged civil rights violations. (28 USC § 1345; 28 USC § 1346).

Of the approximately 10% of civil rights filings that involved the U.S. government, cases in which the government was the defendant accounted for around 70% to 80% of civil rights filings from 1990 to 2006 (table 3). In 2006, 1,961 civil rights complaints were filed against the U.S. government, representing a 17% decline in the number of filings since 2000. As with overall case filings, about an equal percentage of employment discrimination and "other" cases involving civil rights violations were filed from 1990 to 2006, representing the majority of cases overall.

In comparison to filings involving two private parties or the U.S. government as the defendant, complaints filed by the U.S. government as the plaintiff did not show a clear trend between 1990 and 2006. Filings ranged from a high of 816

in 1991 to a low of 486 in 1996 (not shown in table). Since 2000, the number of civil rights cases filed by the U.S. government has declined by 21%. Cases in the "other" category accounted for a much smaller percentage of cases filed by the U.S. government, compared to private party and U.S. as defendant filings.

Table 1. Federal subject matter jurisdiction of civil rights complaints filed in U.S. district courts, 1990-2006

Year	Total cases filed	Total percent	Federal subject matter jurisdiction			
			Cases involving the U.S. government as—		Private cases	
			Plaintiff	Defendant	Federal question	Diversity of citizenship
1990	18,793	100%	4.0	9.2	86.8	--
1995	36,600	100%	1.8	6.4	91.7	--
2000	40,908	100%	1.5	5.8	89.6	3.1
2001	40,910	100%	1.7	5.7	89.7	2.9
2002	40,420	100%	1.6	5.9	89.5	3.0
2003	40,516	100%	1.5	5.7	90.1	2.7
2004	40,239	100%	1.5	5.6	91.6	1.3
2005	36,096	100%	1.5	6.0	91.8	0.7
2006	32,865	100%	1.5	6.0	92.1	0.3

Note: Does not include prisoner petitions.

-- No cases recorded.

Source: Annual Report of the Director. Washington, D.C.: Administrative Office of the U.S. Courts (table C-2).

Table 2. Civil rights complaints involving a private suit filed in U.S. district courts, by type, 1990-2006

Year	Total number	Type of civil rights complaints involving private suits				
		Employment	Voting	Housing	Welfare	Other*
1990	16,310	6,936	114	284	107	8,869
1995	33,574	17,374	188	582	103	15,327
2000	37,888	19,245	141	1,202	73	17,227
2001	37,878	19,371	173	1,151	53	17,130
2002	37,391	19,225	209	1,231	61	16,665
2003	37,602	18,768	139	1,261	63	17,371
2004	37,374	18,040	152	1,169	54	17,959
2005	33,390	15,344	143	821	48	17,034
2006	30,405	13,042	122	593	49	16,599

*Types of civil rights cases within the "other" category cannot be distinguished.

Source: Annual Report of the Director. Washington, D.C.: Administrative Office of the U.S. Courts (table C-2).

Percent of civil rights cases concluded by trial declined from 8% in 1990 to 3% in 2006

Of the 17,985 civil rights complaints disposed in 1990, 8% were terminated by trial, while in 2006, 3% of the 33,108 civil rights claims concluded in federal courts ended in a trial (table 4). Other cases concluded by a judgment remained steady during this period at about a quarter of terminations. This category of terminations included judgment by defaults, consent, motions before trial, and judgments through formal arbitration procedures adopted by the court.

The percentage of civil rights cases dismissed from U.S. district courts increased from 66% in 1990 to 75% in 2003, and decreased slightly to 72% in 2006. Civil rights dismissals followed the same trend as out of court settlements and voluntary dismissals. Out of court settlements rose from 31% to 39% of all civil rights dispositions between 1990 and 2003. Voluntary dismissals increased from 8% to 13%

of all civil rights dispositions between 1990 to 2003. Since 2003, both the settlement and voluntary disposition categories have declined slightly. Settlements accounted for 37% and voluntary dismissals accounted for 11% of civil rights dispositions by 2006.

The proportion of civil rights dismissals which occurred due to lack of jurisdiction declined from 8% in 1990 to 2% in 2006. From 1990 to 2006, civil rights cases dismissed because of want of prosecution remained at about 4%.

In 1990, welfare civil rights cases (3%) were the least likely to go to trial while employment discrimination cases (9%) were the most likely to reach trial (table 5). In 2006 the percent of civil rights cases ending in trial exhibited a smaller range across all categories, varying between two and three percent.

Table 3. Civil rights complaints with the U.S. government involved as plaintiff or defendant filed in U.S. district courts, by type, 1990-2006

Year	U.S. government as plaintiff						U.S. government as defendant					
	Total	Employment	Voting	Housing	Welfare	Other*	Total	Employment	Voting	Housing	Welfare	Other*
1990	747	601	10	37	5	94	1,736	876	6	20	17	817
1995	668	410	8	115	--	135	2,358	1,275	12	38	13	1,020
2000	633	425	16	50	--	142	2,387	1,362	10	32	7	976
2001	710	516	7	55	1	131	2,322	1,270	15	43	7	987
2002	649	464	8	55	1	121	2,380	1,266	17	27	9	1,061
2003	599	445	3	34	--	117	2,315	1,294	5	20	2	994
2004	603	435	12	35	1	120	2,262	1,271	9	18	6	958
2005	534	420	8	42	--	64	2,172	1,166	15	22	6	963
2006	499	373	16	32	--	78	1,961	938	12	18	7	986

*Types of civil rights cases within the "other" category cannot be distinguished.

-- No cases recorded.

Source: Annual Report of the Director. Washington, D.C.: Administrative Office of the U.S. Courts (table C-2).

Table 4. Civil rights cases concluded in U.S. district courts, by disposition, 1990-2006

Year	Number of complaints disposed ^a	Percent of cases disposed								
		Dismissed						Judgment		
		Total	Settled	Voluntary	Lack of jurisdiction	Want of prosecution	Other	Total	Trial ^b	Other ^c
1990	17,985	66.2%	30.7%	8.1%	8.3%	5.0%	14.1%	33.8%	7.6%	26.2%
1995	30,175	69.4	33.4	11.8	2.0	4.1	18.1	30.6	6.0	24.6
2000	39,941	72.3	37.6	11.9	1.7	4.1	17.0	27.7	4.1	23.6
2001	38,612	73.9	38.9	12.2	1.8	4.0	17.0	26.1	3.8	22.3
2002	38,551	74.2	37.8	12.7	1.8	4.0	17.8	25.8	3.6	22.3
2003	37,624	74.7	38.5	12.8	1.9	4.0	17.5	25.3	3.4	22.0
2004	37,407	73.8	37.6	12.0	1.8	4.0	18.5	26.2	2.9	23.3
2005	36,929	73.6	38.1	11.8	1.7	4.1	17.9	26.4	3.0	23.5
2006	33,108	72.0	37.0	11.4	1.7	4.4	17.6	28.0	3.0	25.0

Note: Does not include prisoner petitions. Percentages may not sum to total due to rounding.

^aExcludes transfers, remands, and statistical closures.

^bTrial includes cases disposed of by jury trial, bench trial, and directed verdict. In some cases, the parties may have settled before the completion of the trial.

^cIncludes judgments by default, consent, a motion before trial, judgment of arbitrator or by some other final judgment method.

Source: Administrative Office of the U.S. Courts, Civil Master File.

Jury trials increased as a percent of all trials

A jury trial is held before a jury—a selected body of persons sworn to give their verdict according to the evidence—and presided over by a judge. A bench trial is held in the absence of a jury and decided by a judge.

Jury and bench trials each accounted for about half of all civil rights trials concluded in federal district courts in 1990 (figure 1). By 2006, jury trials accounted for 87% of civil rights trials. The growth of jury trials can be partially attributed to Title VII of the Civil Rights Act of 1991, which allowed jury trials when a plaintiff sought punitive or compensatory damages in employment discrimination cases.

The percentage of employment discrimination trials involving a jury increased from 40% in 1990 to 86% in 2006 (not shown in a table). The percentage of other civil rights cases disposed of by jury trial increased from 66% in 1990 to 86% in 2006.

On average, plaintiffs won a third of civil rights cases from 1990 to 2006; median damage awards ranged from \$114,000 to \$154,500

While the percent of civil rights cases terminated by trial declined, about a third of plaintiffs won their case at trial from 1990 to 2006 (table 6). The percent of plaintiff winners who received monetary damages declined from 83% in 1990 to 79% in 2006.

The estimated median damages awarded to plaintiffs showed no discernible pattern during the period covered by this report. Since 1990 the median damage awards have ranged from \$114,000 in 2001 to \$154,500 in 2005. In 2006 the median damages awarded to plaintiffs prevailing in civil rights trials was \$150,000.

Civil rights complaints brought under Title VII of the Civil Rights Act of 1964 or the Americans with Disabilities Act of 1990 typically involve a compensatory award for economic damages. Damages may include losses associated with back pay, interest on back pay, lost benefits, attorney fees, some litigation costs, or other financial losses that the court deems appropriate as a result of the defendant's conduct.

The Civil Rights Act of 1991 extended the type of damages that could be sought by plaintiffs by allowing claims for non-economic compensatory damages and punitive damages. Non-economic compensatory damages reimburse the plaintiff for losses such as emotional pain, suffering, inconvenience, mental anguish, future monetary losses, as well as loss of enjoyment of life. Punitive damages are intended to punish a defendant who acted with recklessness, malice, or deceit, and can be awarded in addition to compensatory damages.

The Civil Rights Act of 1991 placed a cap on the total amount of compensatory and punitive damages that can be awarded, based on the size of the employer. The cap on awards does not apply to complaints of ethnic or racial discrimination.

Award amounts include both compensatory and punitive damages. For this report, the types of award amounts cannot be distinguished in the data. Monetary information presented in this report is for civil rights cases in which damages were awarded. Excluded from this analysis were civil rights complaints in which only court costs and/or attorneys fees were awarded.

Table 5. Disposition of civil rights complaints concluded by trial by case type, in U.S. district courts, 1990 and 2006

Case type	1990		2006	
	Number of complaints disposed	Percent concluded by trial*	Number of complaints disposed	Percent concluded by trial*
Employment	8,206	8.7%	15,950	3.2%
Housing	290	6.6	718	2.2
Voting	125	5.6	118	2.5
Welfare	120	3.3	41	2.4
Other	9,244	6.8	16,281	2.8

Source: Administrative Office of the U.S. Courts, Civil Master File.

*Includes jury trials, bench trials, and directed verdicts.

Table 6. Plaintiff winners and award amounts in civil rights complaints concluded by trial in U.S. district courts, 1990-2006

Year	Number of cases terminated by trial ^a	Percent plaintiff winners ^b	Monetary awards	
			Percent of plaintiff winners receiving monetary awards	Estimated median awards ^b
1990	1,321	29.0%	82.8%	...
1995	1,727	27.2	81.5	\$128,000
2000	1,600	34.1	76.3	152,100
2001	1,411	35.4	79.2	114,000
2002	1,314	32.3	76.7	120,400
2003	1,183	31.0	76.0	129,250
2004	951	30.8	76.8	128,400
2005	830	31.9	73.6	154,500
2006	717	30.8	78.7	150,000

... Not reported for the year 1990.

^aIncludes jury trials, bench trials, and directed verdicts.

^bCivil rights trials in which both the plaintiff and the defendant won were excluded from the plaintiff winner and award calculation. Awards adjusted for inflation to 2006 dollars.

Source: Administrative Office of the U.S. Courts, Civil Master File.

Jury awards higher than bench awards

A comparison of civil rights bench and jury trials necessitated combining trial data for the years 2000 through 2006 because of the limited number of bench trials concluded during this time period. The rate in which plaintiffs prevailed at trial did not differ appreciably between jury and bench trials. Plaintiffs won in about a third of trials litigated before either a jury or judge (table 7). Bench trials awarded monetary damages to 59% of plaintiff winners and jury trials awarded monetary damages to 81% of plaintiff winners from 2000 to 2006.

Cases disposed of by jury trial had a median award of \$146,125. In comparison, cases disposed of by bench trial had a median award of \$71,500. The 25th percentile for jury trials was \$39,925 and the 75th percentile was \$380,188. For bench trials, the 25th percentile was \$17,880 and the 75th percentile was \$292,500 (percentile data not shown in table).

Table 7. Plaintiff winners and median awards for civil rights cases concluded by trial or case type in U.S. district courts, 2000-2006

Trial or case type	Number of cases terminated by trial ^a	Percent plaintiff winners ^b	Monetary awards	
			Percent of plaintiff winners receiving monetary awards	Median awards ^b
Trial type				
Jury	5,760	33.9%	80.7%	\$146,125
Bench	1,218	33.3	59.0	71,500
Case type^c				
Employment	3,809	36.7%	80.9%	\$158,460
Housing	115	42.6	73.5	...
Other	3,013	29.7	71.6	100,000

Note: Civil rights trial data combine the years 2000 through 2006.

^aIncludes jury trials, bench trials, and directed verdicts.

^bCivil rights trials in which both the plaintiff and the defendant won were excluded from the plaintiff winner and award calculation. Awards adjusted for inflation to 2006 dollars.

^cVoting rights and welfare cases were too few to provide reliable data.

... Too few cases to calculate median award.

Source: Administrative Office of the U.S. Courts, Civil Master File.

Employment discrimination plaintiff winners more likely to receive a monetary award

In all civil rights trials concluded between 2000 and 2006, employment discrimination plaintiff winners (81%) were most likely to receive a monetary award, followed by housing cases (74%), and other civil rights cases (72%).

Employment discrimination cases received a median award of \$158,460 for cases concluded by trial between 2000 and 2006. The 25th percentile for employment discrimination cases was \$52,065 and the 75th percentile was \$374,265 (percentile data not shown in table). The median damage award for civil rights trials in the "other civil rights" category was \$100,000. For other civil rights cases, the 25th percentile was \$21,400 and the 75th percentile was \$351,000.

Case processing time constant between 1990 and 2006

The median number of months from filing to disposition for civil rights cases terminated in federal district courts varied slightly between 9 and 11 months from 1990 to 2006 (table 8). Employment discrimination cases generally had the longest median case processing time, varying between 11 and 13 months (not shown in table).

Table 8. Number of months from filing of complaint to disposition among civil rights cases concluded in U.S. district courts, 1990-2006

Year	Number disposed	Months	
		Median	Mean
1990	17,985	11.0	15.1
1995	30,175	9.8	12.6
2000	39,941	10.9	13.4
2001	38,612	10.6	13.0
2002	38,551	10.6	13.0
2003	37,624	10.6	13.3
2004	37,407	10.5	13.1
2005	36,929	10.7	13.2
2006	33,108	11.0	13.6

Source: Administrative Office of the U.S. Courts, Civil Master File.

Prisoner petitions in state and federal courts, 1990-2006

Various legislation and U.S. Supreme Court cases have allowed state and federal inmates to sue for violations of certain constitutional rights.

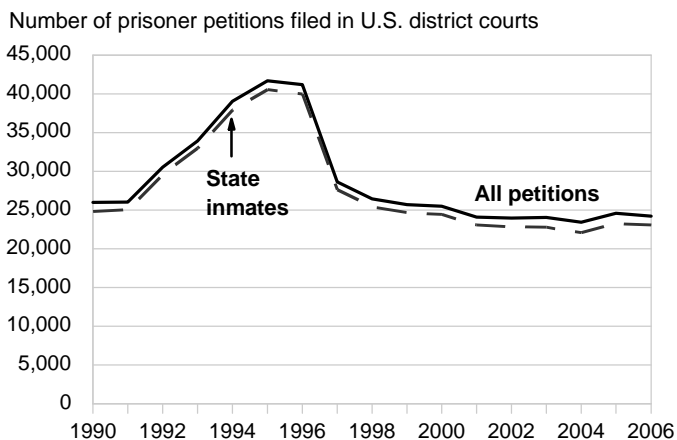
- In 1941, prisoners were permitted to file claims against state officials for violations of constitutional rights, including the right to religious freedom, freedom of speech and association, due process, racial discrimination, and cruel and unusual punishment. (*Ex parte Hull*, 312 U.S. 546 (1941))
- The U.S. Supreme Court granted inmates the right to bring lawsuits against federal officials who violate their constitutional rights in 1963. (*United States v. Muniz*, 374 U.S. 150 (1963))

From 1990 to 1996, prisoner petitions by federal inmates varied from about 900 to 1,200, with a high of 1,219 in 1996. Petitions from state inmates increased from 24,843 to 39,996. Total filings showed a steady increase from 25,992 in 1990 to 41,215 in 1996.

Following the passage of the Prison Litigation Reform Act of 1996, which restricted the rights of inmates to sue in federal court, complaints filed by federal (20%) and state (31%) inmates declined in 1997.

From 1999 to 2006, the number of civil rights prison petitions filed in U.S. district courts stabilized at about 24,500 cases filed on average per year. Prison petitions involving state inmates declined by 7% from 24,732 filings in 1999 to 23,122 filings in 2006. In comparison, federal inmate prison petitions increased from 962 filings in 1999 to 1,334 filings in 2004 and declined to 1,116 filings by 2006.

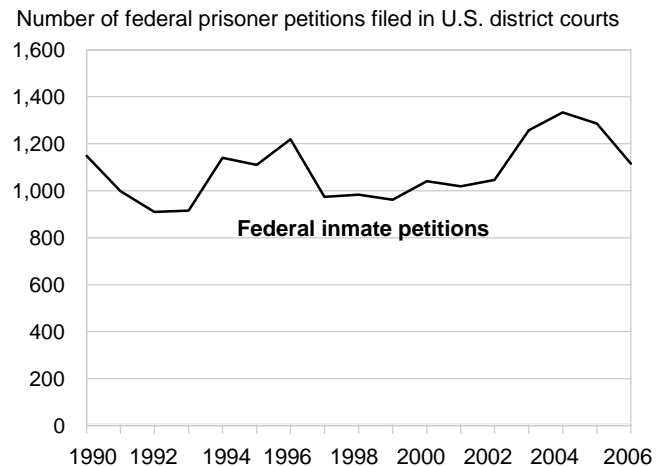
State prison petitions declined after the Prison Litigation Reform Act of 1996



Note: Includes prisoner petitions involving civil rights and prison condition claims.

Figure 5

Federal prisoner petitions filed in U.S. district courts ranged from a low of 910 in 1992 to a high of 1,334 in 2004



Note: Includes prisoner petitions involving civil rights and prison condition claims.

Figure 6

Methodology

The primary source of data presented in this report is the Administrative Office of the U.S. Courts (AOUSC) Civil Master File. Data tabulations were prepared from the BJS staff analysis of source agency data sets. The federal civil rights categories used in this report were based on the codes established by the Administrative Office of the United States Courts. Case level information was provided by individual U.S. district courts that submitted data to the AOUSC. No detailed information was available on civil rights cases coded as "other". For civil rights cases that involved filing more than one action, the AOUSC instructed the plaintiff's attorney to select the most definitive code if the cause fit more than one nature of the lawsuit. It was the first nature of suit code that was used in the analysis for this report.

For civil rights complaints where more than one basis of jurisdiction applied, the case was coded according to the highest priority jurisdiction. Cases in which the U.S. government as plaintiff have the highest priority, followed by the U.S. government as defendant, and federal questions.

Calculations pertaining to trial winners and their award amounts were based on cases in which the winner and award amount were known and did not include instances where both parties won the case in part. Differences between known amounts and unknown amounts were not quantifiable.

The percent of cases concluded by jury trial, bench trial, and directed verdict was calculated using the disposition variable available in the AOUSC data (per the recommendation of the AOUSC). Because a previous BJS report used the procedural progress variable, the percents and number of cases may vary slightly between reports.

Although the courts record the title and section of the U.S. code for each case, this data field is not required by the AOUSC Statistics Division. It is not recommended for

statistical analysis. For a more detailed explanation of the difficulties associated with the title and section fields of the AOUSC civil file, see the Report to the Subcommittee on Judicial Statistics on "Increase in Civil Rights Filings", prepared by the Analytical Services Office of AOUSC.

Fiscal years

The AOUSC reports on federal caseloads by fiscal year rather than calendar year. The period covered by a fiscal year changed in 1992. Prior to 1992 the fiscal year started on July 1 and ended on June 30 of the next year. The change in 1992 resulted in the fiscal year beginning on October 1 and ending on September 30.

Earlier BJS reports on civil rights cases terminated in U.S. district courts were not modified to reflect the current definition. This report modifies slightly the findings of those earlier BJS reports. Data for fiscal years 1990 to 1992 use October 1 through September 30 as the fiscal year.

For a discussion of findings from earlier BJS studies on Civil Rights litigation in U.S. district courts, see *Civil Rights Complaints in U.S. District Courts, 1990-98* (NCJ 173427) at <<http://www.ojp.usdoj.gov/bjs/abstract/crcusdc.htm>> and *Civil Rights Complaints in U.S. District Courts, 2000* (NCJ 193979) at <<http://www.ojp.usdoj.gov/bjs/abstract/crcus00.htm>>.

Damage awards

Damage award amounts are presented as estimates limited by data coverage and quality issues. For further information about award variables see the AOUSC codebook at the National Archive of Criminal Justice Data <<http://www.icpsr.umich.edu/NACJD/index.html>>; the codebook is archived with studies 4026 and 4059.

Selected federal civil rights statutes

Employment

The Civil Rights Acts of 1866 and 1871 were established to enforce the 13th, 14th, and 15th amendments to the U.S. Constitution following the U.S. Civil War (1861-1865). The 1866 act prohibits racial discrimination in the making and enforcement of contracts among public and private employers. The 1871 act deals with civil rights violations by government entities. The civil rights acts have been increasingly used in employment discrimination cases.

The Equal Pay Act of 1963 requires employers to pay men and women equal pay for equal working conditions.

Title VII of the Civil Rights Act of 1964 prohibits employers with 15 employees or more from discriminating on the basis of race, color, religion, sex, or national origin.

The Age Discrimination in Employment Act of 1967 prohibits discrimination on the basis of age against persons 40 years of age or older. This act applies to employers with 20 employees or more. This Act was amended by the *Older Workers Benefit Protection Act* in 1990 to ensure that older workers have complete and accurate information about their benefits and are not pressured into waiving their rights under the Age Discrimination in Employment Act (ADEA).

The Rehabilitation Act of 1973 prohibits government contractors with contracts of \$2,500 or more from discriminating against individuals with physical or mental handicaps. Government contracts pursuant to Executive Order 11246 must contain an equal opportunity clause and must develop and maintain an affirmative action plan. Vietnam veterans may benefit from affirmative action plans in government contracts under the *Vietnam Veterans Readjustment Assistance Act of 1974*, and the employment of aliens is dealt with in the *Immigration Reform and Control Act*.

The Pregnancy Discrimination Act of 1978 amended Title VII to prohibit discrimination against employees or job applicants on the basis of pregnancy and required employers to treat pregnant employees in the same way as employees with medical disabilities.

The Americans with Disabilities Act of 1990 prohibits discrimination against individuals with disabilities in employment, public services, and public accommodations.

The Civil Rights Act of 1991 amended several of the federal employment discrimination laws including Title VII of the *Civil Rights Act of 1964*, the *Civil Rights Act of 1866*, the *ADEA*, the *Rehabilitation Act*, and the *Americans with Disabilities Act (ADA)*.

The act amended Title VII and the ADA to provide the right to a jury trial and punitive damages (not to exceed \$300,000); it amended the *Civil Rights Act of 1866* to prohibit racial harassment in the workplace and in post-hire employment conduct rather than just in hiring and promotions.

Housing and accommodations

The Civil Rights Act of 1866 ensures that all citizens of the U.S. shall have the same right, in every state and territory, as is enjoyed by white citizens to inherit, purchase, lease, sell, hold, and convey real and personal property.

The Fair Housing Act prohibits discrimination in various types of housing transactions such as sales, renting, and financing on the basis of race, religion, sex, or national origin. *The Fair Housing Amendments Act of 1988* expanded the *Fair Housing Act* to prohibit discriminatory housing practices based on handicap and familial status and provided for enhanced government enforcement of the act, including the recovery of monetary penalties in cases where discrimination is found.

The Equal Credit Opportunity Act prohibits creditors from discriminating against credit applicants on the basis of race, color, religion, national origin, sex, marital status, age, because all or part of the applicant's income derives from any public assistance program, or because the applicant has in good faith exercised any right under the Consumer Credit Protection Act.

Title II of the Civil Rights Act of 1964 prohibits discrimination based on race, color, religion, and national origin in places of public accommodation, such as hotels, restaurants, and certain places of entertainment.

Voting

The Voting Rights Act of 1965 protects racial and language minorities from discrimination in the electoral process and from being denied the fair opportunity to elect candidates of their choice.

The Voting Accessibility for the Elderly and Handicapped Act of 1984 ensures access for handicapped and elderly individuals to polling places for federal elections.

The Uniformed and Overseas Citizens Absentee Voting Act of 1986 enables members of the Armed Forces and other U.S. citizens who are abroad to register and vote absentee in presidential congressional elections.

The National Voter Registration Act of 1993 commonly referred to as *the Motor Voter Law*, improves the access to voter registration by requiring states to provide simultaneous voter registration and driver's license applications, provide a mail-in application, and make registration available at various government agencies.

BJS

**For electronic versions of this report,
visit the BJS website**

<http://www.ojp.usdoj.gov/bjs>

To order paper copies of this or other BJS reports —

- Visit

<http://www.ncjrs.gov/app/publications/bjspubs.aspx>

- Call 1-800-851-3420

Download datasets and documentation from
the National Archive of Criminal Justice Data —

<http://www.icpsr.umich.edu/NACJD/index.html>

Keep current on criminal justice issues

Get notices and newsletters:

JUSTSTATS

E-mail notifications of new statistical materials from BJS, the FBI,
and the Office of Juvenile Justice and Delinquency Prevention.

To subscribe, see <http://www.ojp.usdoj.gov/bjs/juststats.htm>

JUSTINFO

A biweekly electronic newsletter from the National Criminal Justice Reference
Service (NCJRS) with news from BJS, NCJRS, and the other agencies in the
Office of Justice Programs.

To subscribe, see <http://www.ncjrs.gov/subreg.html>

U.S. Department of Justice
Office of Justice Programs
Bureau of Justice Statistics



PRESORTED STANDARD
POSTAGE & FEES PAID
DOJ/BJJS
Permit No. G-91

Washington, DC 20531

Official Business
Penalty for Private Use \$300

This report in portable document format and in ASCII and its related statistical data and tables are available at the BJS World Wide Web Internet site: <<http://www.ojp.usdoj.gov/bjs/abstract/crcusdc06.htm>>

Office of Justice Programs

Innovation • Partnerships • Safer Neighborhoods
<http://www.ojp.usdoj.gov>

The Bureau of Justice Statistics is the statistical agency of the U.S. Department of Justice. Jeffrey L. Sedgwick is director.

This Special Report was written by Tracey Kyckelhahn and Thomas H. Cohen, Ph.D. Sean P. Rosenmerkel verified the report.

Georgette Walsh edited the report, Tina Dorsey produced the report, and Jayne Robinson prepared the report for final printing under the supervision of Doris J. James.

August 2008, NCJ 222989