



# NONCOAL CONTRACTOR MINING FACTS – 2006

The Mine Safety and Health Administration (MSHA) defines an independent contractor as *any person, partnership, corporation, subsidiary of a corporation, firm, association or other organization that contracts to perform services or construction at a mine*. Contractors that perform specific types of work are required to report the number of employees who work at coal mines and noncoal mines.

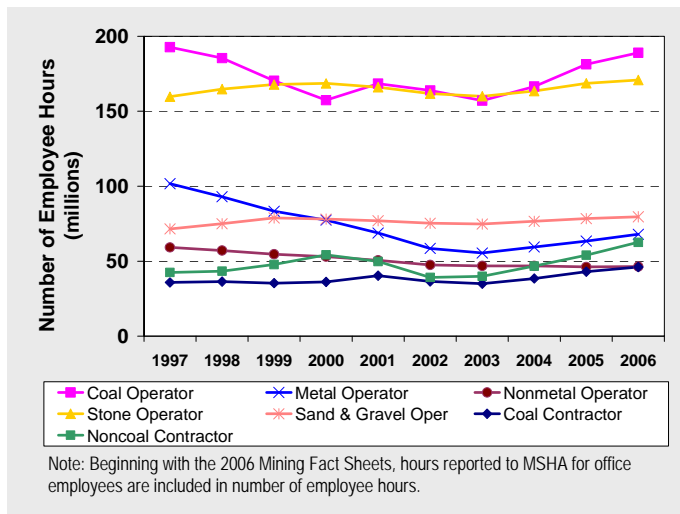
## Companies

In 2006, a total of 4,686 contracting companies reported employment at noncoal mines to MSHA, or 63.2% of all independent contracting companies.

## Employees

A total of 55,945 employees,<sup>1</sup> corresponding to 31,294 full-time equivalent (FTE)<sup>2</sup> employees, were reported by noncoal contractors to MSHA.

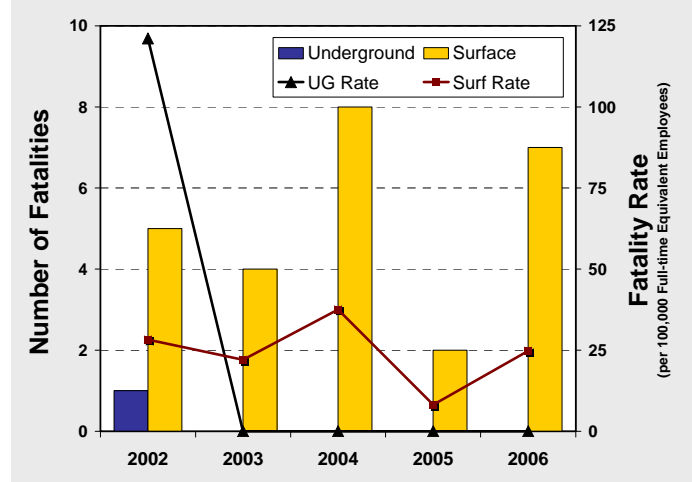
- Within the mining sectors,<sup>3</sup> noncoal contractor employees comprised 9.4% of all employee hours reported to MSHA.
- Noncoal contractor employee hours were reported for both underground (4.5%) and surface (95.5%) work locations.<sup>4</sup>



## Fatalities

Seven occupational fatalities occurred among noncoal contractor employees in 2006, accounting for 58.3% of all fatalities attributed to independent contractors.

- The noncoal contractor fatality rate for all work locations was 23.6 fatalities per 100,000 FTE employees.

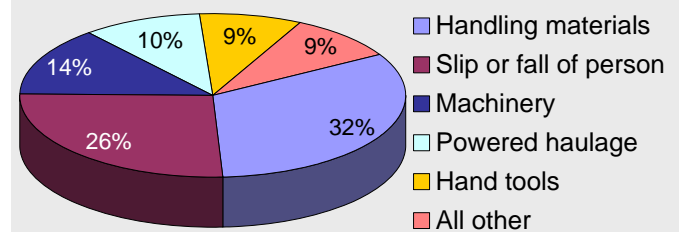


## Nonfatal Lost-time Injuries

There were 452 nonfatal lost-time injuries among noncoal contractor employees (49 at underground and 403 at surface work locations) occurring at a rate of 1.5 injuries per 100 FTE employees. These injuries resulted in 24,571 days lost<sup>5</sup> from work.

- The underground nonfatal lost-time injury rate for noncoal contractor employees was 3.5 per 100 FTE workers, while the surface rate was 1.4.
- The most frequent classification of nonfatal lost-time injuries reported for noncoal contractor employees involved handling materials (n=158; 35.0%), followed by slips or falls (n=111; 24.6%).
- Sprains and strains were the most frequently reported nature of injury (n=167; 36.9%).
- In 2006, the most frequently reported body parts injured were the fingers (n=68; 15.0%; 3,783 days lost), back (n=63; 13.9%; 3,028 days lost), and knee (n=50; 11.1%; 2,086 days lost).

## Distribution of Nonfatal Lost-time Injuries by Accident Class, 2002-2006



Note: "Fall of ground" includes MSHA's Accident/Injury/Illness classification for fall of face, rib, pillar, side, or highwall (from in place); fall of roof, back, or brow (from in place); and underground machinery cases when the source of injury was caving rock, coal, ore, or waste.



# Mine and Employment Characteristics, 2006

Commodity and Type of Employer	Number of Mining Operations			Number of Employees <sup>1</sup>			Number of FTE Employees <sup>2</sup>		
	Underground	Surface	Total	Underground	Surface	Total	Underground	Surface	Total
Coal Operator	675	1,438	2,113	38,253	47,440	85,693	42,598	51,897	94,495
Metal Operator	92	188	280	4,539	28,335	32,874	4,575	29,397	33,972
Nonmetal Operator	46	695	741	2,374	20,677	23,051	2,415	20,806	23,221
Stone Operator	122	4,451	4,573	1,877	80,706	82,583	2,154	83,247	85,402
Sand and Gravel Operator	NA	7,178	7,178	NA	46,069	46,069	NA	39,796	39,796
<b>Operator Total</b>	<b>935</b>	<b>13,950</b>	<b>14,885</b>	<b>47,043</b>	<b>223,227</b>	<b>270,270</b>	<b>51,742</b>	<b>225,144</b>	<b>276,886</b>
	Number of Companies								
Coal Contractor	NA	NA	2,724	4,762	32,520	37,282	2,903	20,175	23,078
Noncoal Contractor	NA	NA	4,686	1,815	54,130	55,945	1,401	29,893	31,294
<b>Contractor Total</b>	<b>NA</b>	<b>NA</b>	<b>7,410</b>	<b>6,577</b>	<b>86,650</b>	<b>93,227</b>	<b>4,304</b>	<b>50,068</b>	<b>54,372</b>
<b>TOTAL</b>				<b>53,620</b>	<b>309,877</b>	<b>363,497</b>	<b>56,046</b>	<b>275,212</b>	<b>331,258</b>

# Mining Occupational Fatalities and Injuries, 2006

Commodity and Type of Employer	Occupational Fatalities (per 100,000 FTE employees)						Nonfatal Lost-time Injuries (per 100 FTE employees)					
	Underground		Surface		Total		Underground		Surface		Total	
	No.	Rate	No.	Rate	No.	Rate	No.	Rate	No.	Rate	No.	Rate
Coal Operator	36	84.5	6	12.4	42	46.2	2,218	5.2	803	1.7	3,021	3.3
Metal Operator	0	0.0	3	11.9	3	10.1	141	3.1	524	2.1	665	2.2
Nonmetal Operator	0	0.0	0	0.0	0	0.0	73	3.0	344	2.0	417	2.1
Stone Operator	0	0.0	10	13.8	10	13.4	43	2.0	2,038	2.8	2,081	2.8
Sand and Gravel Operator	NA	NA	6	17.2	6	17.2	NA	NA	795	2.3	795	2.3
<b>Operator Total</b>	<b>36</b>	<b>69.6</b>	<b>25</b>	<b>12.6</b>	<b>61</b>	<b>24.4</b>	<b>2,475</b>	<b>4.8</b>	<b>4,504</b>	<b>2.3</b>	<b>6,979</b>	<b>2.8</b>
Coal Contractor	1	34.4	4	20.9	5	22.7	215	7.4	342	1.8	557	2.5
Noncoal Contractor	0	0.0	7	24.8	7	23.6	49	3.5	403	1.4	452	1.5
<b>Contractor Total</b>	<b>1</b>	<b>23.2</b>	<b>11</b>	<b>23.2</b>	<b>12</b>	<b>23.2</b>	<b>264</b>	<b>6.1</b>	<b>745</b>	<b>1.6</b>	<b>1,009</b>	<b>2.0</b>
<b>TOTAL</b>	<b>37</b>	<b>66.0</b>	<b>36</b>	<b>14.6</b>	<b>73</b>	<b>24.2</b>	<b>2,739</b>	<b>4.9</b>	<b>5,249</b>	<b>2.1</b>	<b>7,988</b>	<b>2.6</b>

NA Not applicable.

**Data source:** Publicly released data files of employment and accident/injury/illness collected by MSHA under 30 CFR 50.

**Notes:** All analyses of accident data exclude office employees. Occupational fatalities exclude all cases under 17 years of age. Further statistical methodology is available on the NIOSH Internet [<http://www.cdc.gov/niosh/mining/statistics/method.htm>].

<sup>1</sup>Number of employees is the average number of employees working at individual mines during calendar quarters of active operations.

<sup>2</sup>Full-time equivalent employees computed using reported employee hours (2,000 hours = 1 FTE).

<sup>3</sup>Mining sectors: coal operators, metal operators, nonmetal operators, stone operators, sand and gravel operators, coal contractors, and noncoal contractors.

<sup>4</sup>Surface work locations include surface operations at underground mines, surface operations (strip or open pit), auger, culm banks, dredge, other surface operations, independent shops and yards, and mills or preparation plants.

<sup>5</sup>Includes actual days away from work and/or days of restricted work activity. For permanently disabling injuries only, statutory days charged by MSHA were used if they exceeded the total lost workdays.

To receive NIOSH documents or for more information about occupational safety and health topics, contact NIOSH at  
**1-800-CDC-INFO** (1-800-232-4636)  
 1-888-232-6348 (TTY)  
 e-mail: [cdcinfo@cdc.gov](mailto:cdcinfo@cdc.gov)  
 or visit the NIOSH Web site at <http://www.cdc.gov/niosh>